December 2022 Semi-Annual Groundwater Monitoring Report Patchogue Former MGP Site NYSDEC Site No. 1-52-182 Village of Patchogue, Suffolk County, New York

Prepared for

National Grid USA, Hicksville, New York

April 10, 2023

December 2022 Semi-Annual Groundwater Monitoring Report Patchogue Former MGP Site NYSDEC Site No. 1-52-182 Village of Patchogue, Suffolk County, New York

Prepared for
National Grid USA
175 East Old Country Road
Hicksville, New York 11801

April 10, 2023

Project Number: 153021.805.019

Brown and Caldwell Associates
500 North Franklin Turnpike, Suite 306
Ramsey, New Jersey 07446

Table of Contents

List of Tables

List of Figures

List of Abbreviations

BC	Brown and Caldwell Associates
BTEX	Benzene, Toluene, Ethylbenzene and Isomers of Xylene
DUSR	Data Usability Summary Report
ELAP	Environmental Laboratory Approval Program
FER	Final Engineering Report
ISS	In Situ Solidification
Lancaster	Eurofins Lancaster Laboratories Environmental
MGP	Manufactured Gas Plant
MS/MSD	Matrix Spike/Matrix Spike Duplicate
NAPL	Non-Aqueous Phase Liquid
NYCRR	New York State Code of Rules and Regulations
NYSDEC	New York Department of Environmental Conservation
NYSDOH	New York State Department of Health
PAH	Polycyclic Aromatic Hydrocarbon
QA/QC	Quality Assurance/Quality Control
SIM	Selective Ion Monitoring
Site	Patchogue Former MGP Site
TOGS	Technical and Operational Guidance Series
µg/L	micrograms per liter
USEPA	United States Environmental Protection Agency

Section 1

Introduction

This Groundwater Monitoring Report documents the implementation and summarizes the results of the groundwater monitoring activities conducted during the second semi-annual event in December 2022 at the Patchogue Former Manufactured Gas Plant (MGP) Site (hereinafter referred to as the "Site"). This monitoring event is the tenth to be conducted after substantial completion of remedy implementation in the fourth quarter 2019. The main remedy component included in situ solidification (ISS) of MGP-related source materials and associated soils. The groundwater monitoring activities included the performance of water level measurements, non-aqueous phase liquid (NAPL) gauging and groundwater sampling activities.

The groundwater monitoring event and the preparation of this report are part of the long-term groundwater monitoring program being conducted at the Site in accordance with the Site Management Plan prepared by Brown and Caldwell Associates (BC), February 2023). Remedial construction activities, including restoration, were completed in July 2020. This report has been prepared for submittal to the NYSDEC and includes the following:

- Description of the scope of the field activities, methods, and procedures
- Table summarizing the results of the water level measurements and the gauging for the presence of NAPL in the monitoring wells (Table 1)
- Table summarizing the analytical results for the groundwater samples obtained during the second half 2022 groundwater monitoring event including a comparison to the applicable groundwater quality criteria (Table 2)
- Comparison of data from this monitoring period to data from historical monitoring events (Tables 3 and 4)
- Discussion of the results and findings from the groundwater monitoring data
- A water table elevation contour map depicting the generalized direction of groundwater flow based on groundwater elevation data obtained from monitoring wells (Figure 1)
- Water quality trend plots for select constituents (Figures 2 through 6)
- Field Sampling Data Sheets (Appendix A)
- Laboratory Data Report (Appendix B)
- Data Validator Qualifications (Appendix C)
- Data Usability Summary Report (DUSR) (Appendix D)
- Evaluation of Potential Impact to River from Site Constituents in Groundwater – March, June, September, and December 2020 Data (Appendix E)
- Evaluation of Potential Impact to River from Increased pH Levels in Groundwater – December 2020 Data (Appendix F)

1.1 Background

This report presents the results and findings associated with the December 2022 semi-annual groundwater monitoring event, which is the tenth such event conducted following completion of the implementation of the Site remedy in July 2020. Groundwater conditions prior to remedy

implementation are documented and discussed in previous groundwater monitoring reports dating back to 2009 and in the "Final Remedial Investigation Report for the Patchogue Former MGP Site" (Tetra Tech EC, Inc., December 2009). Remedial construction activities, which included ISS of MGP-related source materials and associated soils, were performed during the period from June through December 2019. Final Site restoration efforts were completed in the July of 2020. At the end of 2018, groundwater monitoring was suspended to allow for remedial construction activities. Several monitoring wells and piezometers were decommissioned prior to remedial construction activities to facilitate remedy implementation. These wells included MW-5, MW-6, MW-9S, MW-9D, and PZ-1A through PZ-4A. Each well/piezometer was decommissioned in accordance with NYSDEC's guidance document "CP-43: Groundwater Monitoring Well Decommissioning Policy". A description of the decommissioning activities, as well as field inspection logs and well decommissioning records were provided under separate cover in the "Final Engineering Report" (FER, BC, February 2022).

Prior to resumption of groundwater monitoring following remedial construction activities, five monitoring well couplets (MW-10S/D through MW-14S/D) were installed in January 2020 to facilitate performance of a long-term groundwater monitoring program at the Site. These additions to the well network were installed in accordance with the "100% Remedial Design Report" (BC, May 2019) as modified by subsequent email correspondence (during the period from January 7 to 16, 2020) between National Grid and the NYSDEC. These wells are supplemental to previously installed wells (MW-1 and MW-3) and well couplets (MW-4S/D, MW-7S/D, and MW-8S/D), which serve as Site perimeter monitoring locations. The well couplets installed in January 2020 were selected to provide additional well coverage for post-remediation groundwater quality monitoring at locations positioned around the ISS mass, and at locations between the ISS mass and the adjacent Patchogue River. The screens of the monitoring wells provide coverage across the vertical extent of the ISS mass. Monitoring well construction logs for the well couplets installed in January 2020 were provided in Appendix C of the "Site Management Plan" (BC, February 2023).

Groundwater monitoring prior to remedy implementation was conducted on a semi-annual basis; however, the sampling frequency was temporarily increased to quarterly to evaluate the effectiveness of the remedy for Calendar Years 2020 and 2021. Following completion of eight quarters of post-remediation monitoring and evaluation of the data, National Grid proposed several modifications to the long-term post-remedial groundwater monitoring program for the Site for review and approval by the NYSDEC. Specifically, based on the results of the 2020 and 2021 quarterly monitoring activities, the following modifications were proposed in the Fourth Quarter 2021 Groundwater Monitoring Report (BC, March 2022):

- **Elimination of deeper monitoring wells from groundwater monitoring program:** Monitoring of the deep groundwater (8 well locations) is no longer warranted. Eight quarters of groundwater sampling have been conducted since completion of remedy implementation. MGP-related constituents were not detected or detected at very low levels (below New York State Class GA groundwater quality criteria) in the deep groundwater wells during these eight sampling events.
- **Removal of methyl tertiary-butyl ether from analyte list:** This non MGP-related constituent has only been detected several times dating back to 2011 at very low concentrations below its Class GA Criterion at a single location (MW-8S) and thus, removal of this constituent from the analyte list was recommended.
- **Changing the frequency of groundwater monitoring from quarterly to semi-annually:** Tables 3 and 4 of the above-referenced report provide historical total benzene, toluene, ethylbenzene, and isomers of xylene (BTEX) compounds and total polycyclic aromatic hydrocarbon (PAH) concentration data, respectively, and based on a review of the 2020 and 2021 data in these tables, it is evident that the concentrations of more mobile constituents (i.e., BTEX compounds) increased shortly after completion of the remedy followed by increases in concentrations of less mobile PAH compounds in

wells downgradient of the ISS mass. The BTEX concentrations have decreased throughout Calendar Years 2020 and 2021, while the PAH concentrations appear to have plateaued and are anticipated to decrease following this plateau. Sampling on a semi-annual basis is adequate for assessing groundwater quality conditions at the Site.

The NYSDEC approved the above-recommended modifications in an email dated April 13, 2022, with the exception of allowing the removal of deep monitoring well locations MW-12D and MW-13D from the monitoring program. Monitoring of both shallow and deep groundwater downgradient of the ISS monolith at these two monitoring well locations will continue as part of the semi-annual groundwater monitoring events.

Section 2

Scope of Work

Field activities for the December 2022 semi-annual groundwater monitoring were conducted by BC on December 19 and 20, 2022. The activities conducted during this monitoring event are described below. Locations of the monitoring wells and staff gauges referenced below are depicted on Figure 1.

Prior to groundwater sampling, water level measurements and NAPL gauging was performed in the monitoring wells associated with the Site. The level of the Patchogue River was measured at surface water elevation control points SG-1 and SG-2. Water level measurements and NAPL gauging were conducted using an electronic oil/water interface probe; these measurements were made to the nearest 0.01 foot.

Groundwater sampling was conducted at 12 monitoring wells (MW-1, MW-3, MW-4S, MW-7S, MW-8S, MW-10S, MW-11S, MW-14S; and well couplets MW-12S/D and MW-13S/D) following the water level and NAPL gauging activities using low-flow purging and sampling techniques in accordance with the United States Environmental Protection Agency (USEPA) protocol (USEPA, July 1996, Revised September 2017). Samples were submitted to Eurofins Lancaster Laboratories Environmental (Lancaster) located in Lancaster, Pennsylvania. Lancaster is certified (Certification No. 10670) through the New York State Department of Health (NYSDOH) Environmental Laboratory Approval Program (ELAP).

The groundwater samples were analyzed for BTEX compounds using USEPA SW-846 Method 8260C, and PAHs using USEPA SW-846 Method 8270D. The selective ion monitoring (SIM) component of the 8270 analysis was also performed on the samples to obtain lower detection limits for certain PAH compounds. The groundwater samples were also analyzed in the field for pH, specific conductivity, temperature, turbidity, oxidation-reduction potential, and dissolved oxygen (see Appendix A for field sampling data sheets).

The laboratory report from Lancaster is provided in Appendix B. Laboratory analytical data were provided to BC in electronic form by Lancaster and have been incorporated into the environmental database maintained by BC for the Site.

In addition to the samples described above, quality assurance/quality control (QA/QC) samples were also collected. The QA/QC samples included: trip blanks (one per cooler containing samples for BTEX analysis), a field duplicate, and an equipment blank. Also, extra sample volume was collected from one location to provide for matrix spike/matrix spike duplicate (MS/MSD) analysis. The trip blank sample was analyzed for BTEX only. The other QA/QC samples were analyzed for BTEX and PAHs.

The groundwater analytical data packages were validated by Kelly Donahue of BC. Ms. Donahue's qualifications and experience as a data validator are included in Appendix C. A DUSR was prepared for the groundwater data packages (see Appendix D). Overall, the analytical data for the groundwater monitoring were determined to be usable for the intended purposes; however, a few results (i.e., BTEX data for downgradient well MW-12S) were rejected (for not meeting headspace preservation requirements) during the validation process; however, the data can be used for comparison purposes, as the results are consistent with historical data from this well. As noted in the DUSR, some data was qualified as follows:

- Holding times were achieved for all analyses with the exception of FB-20221219, MW-1-20221219, MW-10S-20221219 and MW-8S-20221219. Samples were prepared outside of the hold time due to the holiday and are qualified as estimated, J/UJ.

Section 3

Results and Findings

3.1 Water Level Data

Table 1 provides the water level data and calculated water elevations from the December 19, 2022 measurements. Figure 1 illustrates the elevation contours of the water table based on these data. The contours were developed using water level elevation data from the shallow monitoring wells (i.e., those with screens that straddle, or are just below, the water table) considered representative of the water table, and the staff gauges in the Patchogue River. The groundwater elevation (hydraulic head) values for the wells screened in deeper intervals are also posted for reference on Figure 1. The water table is relatively shallow and is typically positioned in the fill that overlies the native alluvial deposits and outwash deposits and that overlies the ISS mass. The water table contours indicate that lateral groundwater flow is from the northwest to the south and southeast across the Site toward the Patchogue River.

3.2 NAPL Gauging

Table 1 presents the results of the NAPL gauging conducted in the monitoring wells associated with the Site during the June 2022 groundwater monitoring event. NAPL was not identified in any of the Site monitoring wells during the December 19, 2022 gauging activities.

3.3 Groundwater Quality Data

Table 2 provides the results of the laboratory analyses of the groundwater samples collected during the December 2022 semi-annual monitoring event and a comparison of the data to the New York State Class GA groundwater quality criteria (i.e., New York State Codes, Rules and Regulations (NYCRR) Part 703 groundwater standards for Class GA water (groundwater) or, for constituents with no standard, the corresponding guidance value from Division of Water Technical and Operational Guidance Series (TOGS) 1.1.1). Comparisons of total BTEX and total PAH concentrations from this sampling event to previous sampling events are provided as Tables 3 and 4, respectively.

Groundwater samples were collected from the 12 monitoring wells listed in Table 2 from December 19 and 20, 2022 and submitted to the laboratory for analysis of BTEX and PAHs. At wells MW-3, MW-4S, MW-11S, and MW-13S, concentrations of acenaphthene (MW-3, MW-4S, and MW-11S), benzene (MW-11S), and naphthalene (MW-3) were detected at concentrations above the Class GA groundwater quality criteria. These constituents are considered Site related and potentially mobile in groundwater. The presence of these constituents in groundwater at these locations is an expected result of the disturbance of the subsurface during implementation of the ISS; the elevated concentrations are expected to decrease with time. In these wells, one or more the following PAH compounds were also detected at concentrations above Class GA groundwater quality criteria: benzo(a)anthracene, benzo(b)fluoranthene, benzo(k)fluoranthene, chrysene, and indeno(1,2,3-cd)pyrene. As discussed further below in this section, these PAHs have very low aqueous solubilities, and their detection may not represent constituents that are mobile in groundwater.

Prior to remediation in the area downgradient of the MGP-related source materials, these constituents were either not detected or detected at concentrations below Class GA groundwater quality criteria in the wells that were in place prior to remedy implementation. Overall, the concentrations have decreased somewhat since post-remediation monitoring was initiated in March 2020 (see constituent concentration trend plots presented as Figures 2 through 4) and are anticipated to further decrease with time and will be evaluated during subsequent monitoring events. For instance, benzene concentrations have been below Class GA criteria apart from occasional slight exceedances at MW-11S (see Figure 3). Additionally, acenaphthene concentrations have decreased since post-remedy peak concentrations aside from MW-11S (see Figure 2). As shown on Figure 4, naphthalene concentrations have also decreased since post-remedy peak concentrations at locations where it has exceeded Class GA criteria (i.e., MW-3 and MW-13S).

In addition to the above-described detections at wells MW-3, MW-4S, MW-11S, and MW-13S, PAH compounds were also detected in samples collected from monitoring wells MW-8S and MW-13D at low concentrations (i.e., at or slightly above the laboratory method detection limit), but above the Class GA groundwater quality criteria, during the December 2022 semi-annual monitoring event. The PAH compounds that were identified in the groundwater samples from these sampling locations at concentrations above the Class GA groundwater quality criteria include one or more of the following five compounds: benzo(a)anthracene, benzo(a)pyrene, benzo(b)fluoranthene, benzo(k)fluoranthene, and chrysene. These PAH compounds have very low aqueous solubilities, are not readily mobile in groundwater, and are unlikely to have migrated from the on-Site source area. The criteria that were exceeded for four of these five PAHs are unpromulgated guidance values rather than 6 NYCRR Part 703 standards. The criteria for the fifth PAH, benzo(a)pyrene, is a Part 703 standard. The standard for benzo(a)pyrene is “non-detect” and the guidance value for the other four PAHs, 0.002 micrograms per liter (µg/L), is approximately an order of magnitude below the method detection limit. Therefore, any detection of these compounds in groundwater will result in an exceedance. The detection of these constituents in the monitoring locations is likely related to the disturbance of fine or colloid sized particles during purging or sampling activities. These particles are derived from within the well or the soil adjacent to the well that become suspended into the water column of the well as a result of disturbance during purging and sampling activities.

As described above in Section 3.1, groundwater flow is from the northwest to the south and southeast across the Site toward the Patchogue River. The concentrations of some of the constituents that were detected and potentially mobile in the dissolved phase (benzene and ethylbenzene) were below applicable surface water quality criteria listed in the New York State Ambient Water Quality Standards and Guidance Values (NYSDEC, June 1998 with Addenda dated April 2000 and June 2004) that are applicable to the Patchogue River (the portion of the Patchogue River proximal to the Site is classified as a Class C water body per 6 NYCRR Part 897). Therefore, they do not have the potential to impact surface water quality in the Patchogue River. However, the concentration of one or more of the following seven constituents were detected above their respective applicable surface water quality criteria in downgradient monitoring wells proximal to the river (MW-3 and MW-4S): acenaphthene, benzo(a)anthracene, benzo(a)pyrene, fluorene, naphthalene, phenanthrene, and pyrene. Although it was not anticipated that these constituent concentrations would impact surface water quality if they discharged to the river, and that some of these compounds have very low aqueous solubilities and thus low potential for migration (i.e., benzo(a)anthracene and benzo(a)pyrene – see discussion at end of this section), a mass flux analysis was previously conducted (provided in Appendix E) to assess the potential for discharge of Site-related constituents in shallow groundwater to impact water quality in the Patchogue River. The evaluation was conducted by estimating the rate at which a mass of Site-related constituents dissolved in groundwater may be contributing to the surface water in the Patchogue River (i.e., the mass flux of constituents from groundwater to surface water). Based on the analysis, it was determined that the estimated concentrations of acenaphthene, benzo(a)anthracene, benzo(a)pyrene,

fluorene, naphthalene, phenanthrene, and pyrene in the river water resulting from the discharge of groundwater from the Site were below applicable surface water quality criteria. The details of these constituent mass flux analyses are presented in Appendix E; the results are summarized below.

The concentrations of acenaphthene, benzo(a)anthracene, benzo(a)pyrene, fluorene, naphthalene, phenanthrene, and pyrene in the December 2022 samples were similar (within the same order of magnitude) to those in the 2020 samples, yet the concentrations appear to be either stabilizing or trending downwards (see groundwater quality trend plots for fluorene and pyrene presented as Figures 5 and 6, respectively). Since the estimated concentrations of these seven constituents in surface water, as derived from the previous mass flux analyses, were below applicable surface water criteria, based on the mass flux analyses using the 2020 data (see Appendix E), an additional estimation of concentrations of these constituents in the river is not necessary. Based on the evaluation conducted, Site-related constituents in shallow groundwater do not impact surface water quality in the Patchogue River.

As discussed in previous monitoring reports, following implementation of the remedy, pH levels in two wells downgradient of and proximal to the ISS mass were found to have pH levels above the Class GA criteria range of 6.5 to 8.5. Specifically, after remedy implementation, monitoring data showed that the pH level in MW-3 began to increase above levels from prior to remedy implementation (typically ±6.9), up to levels as high as 11.09. Also, samples from well MW-13S, installed at the end of remedy implementation, showed an increase in pH levels, up to levels as high as 9.88. The increased pH levels are considered an effect from implementation of ISS in the area and are anticipated to decrease to pre-remedy levels with time (i.e., as ISS mass continues to fully cure). Due to the low permeability of the ISS mass, the flux of groundwater in the area immediately downgradient of the ISS mass (proximal to well locations MW-3 and MW-13S) is greatly reduced. This is consistent with the findings from the groundwater flow model developed during the remedial design. Thus, the rate at which the groundwater with an elevated pH (i.e., elevated hydroxide ion concentration) is flushed from this area is expected to be very low. The presence of new asphalt pavement over this area likely further contributes to the reduction in flushing due to decreased infiltration of precipitation. This, coupled with the uncertainty regarding the timeframe over which the Portland-cement-based ISS material can generate elevated pH levels in close proximity to the ISS mass. As shown on Figure 7, the pH levels at these two locations have been generally declining since they reached their maximum values in April 2021 (MW-13S) and September 2021 (MW-3). Additionally, the pH level at MW-13S has decreased to below the Class GA criterion of 8.5. Although the increased pH levels in groundwater are not anticipated to impact surface water quality in the Patchogue River, similar to the evaluations conducted for certain PAHs dissolved in groundwater to potentially effect surface water quality, an analysis was previously conducted to evaluate the potential for the increased pH levels to effect surface water quality in the river. The details of this pH mass flux analysis are presented in Appendix F. Since the pH levels measured in MW-3 and MW-13S in December 2022 are within an order of magnitude or less to the levels measured in December 2020 and the estimated pH level in surface water (based on the December 2020 field measurements) was below applicable surface water criteria, an additional estimation of the pH level in the river is not necessary. Based on the evaluation conducted, the increased pH levels in shallow groundwater do not impact surface water quality in the Patchogue River.

Section 4

Summary and Conclusions

The following is a summary of the findings and conclusions associated with the December 2022 groundwater monitoring event.

- NAPL was not identified in any of the Site monitoring wells during the December 2022 gauging activities.
- Consistent with previous monitoring events conducted after remedy implementation, concentrations of one or more of the following constituents: acenaphthene, benzene and naphthalene were detected at concentrations above the Class GA groundwater quality criteria in wells MW-3, MW-4S, and MW-13S. The presence of these Site-related constituents is an expected result of the disturbance of the subsurface during implementation of the ISS. Overall, these concentrations have decreased somewhat since their post-remediation peak and are anticipated to further decrease with time and will be evaluated during subsequent monitoring events. For instance, benzene concentrations have been below Class GA criteria apart from occasional slight exceedances at MW-11S.
- The concentrations of Site-related constituents detected in groundwater at the Site are not impacting surface water quality in the Patchogue River based on an evaluation of the mass flux of constituents in groundwater to the river.
- Increased pH levels in groundwater at two locations immediately downgradient of the ISS mass are considered an effect from implementation of ISS in the area. The pH levels at one location has decreased to below the Class GA criterion, and at the other location has slowly decreased since the initiation of post-remediation monitoring and is anticipated to further decrease to pre-remedy levels with time. The increased pH levels measured in groundwater at the Site are not impacting surface water quality in the Patchogue River based on a mass flux analysis.

Section 5

References

Brown and Caldwell Associates, February 2023, Site Management Plan, Patchogue Former MGP Site, Village of Patchogue, Suffolk County, New York, Site ID No. 1-52-182.

Brown and Caldwell Associates, February 2023, Final Engineering Report, Patchogue Former MGP Site, Village of Patchogue, Suffolk County, New York, Site ID No. 1-52-182.

Brown and Caldwell Associates, May 2019, Remedial Design Report (100% Submission), Patchogue Former MGP Site, Village of Patchogue, Suffolk County, New York, Site ID No. 1-52-182.

Brown and Caldwell Associates, December 2012, Construction Completion Report Utility Corridor Work Plan Implementation, Patchogue Former MGP Site, Village of Patchogue, Suffolk County, New York, Site ID No. 1-52-182.

NYSDEC, CP-43: Groundwater Monitoring Well Decommissioning Policy, November 2009).

Tetra Tech EC, Inc, December 2009. Final Remedial Investigation Report for the Patchogue Former MGP Site, Patchogue, Suffolk County, New York.

USEPA, July 1996; Revised September 2017. Low-Stress (low flow) Purging and Sampling Procedure for the Collection of Groundwater Samples from Monitoring Wells.

Tables

TABLE 1
WATER ELEVATIONS AND NAPL MONITORING DATA
SECOND HALF 2022 SEMI-ANNUAL GROUNDWATER MONITORING EVENT
PATCHOGUE FORMER MGP SITE
PATCHOGUE, NEW YORK

Location ID	Top of Casing Elevation (ft., NAVD)	12/19/2022			
		Depth to Water (ft., BTOC)	Water Elevation (ft., NAVD)	Depth to NAPL (ft., BTOC)	Total Depth of Well (ft., BTOC)
MW-1	11.47	5.68	5.79	NI	15.20
MW-3	5.56	1.58	3.98	NI	10.10
MW-4S	7.97	4.66	3.31	NI	12.26
MW-4D	7.79	4.41	3.38	NI	26.68
MW-7S	8.45	4.23	4.22	NI	12.45
MW-7D	8.31	4.10	4.21	NI	28.20
MW-8S	5.01	0.60	4.41	NI	9.90
MW-8D	4.99	0.53	4.46	NI	25.10
MW-10S	5.77	0.93	4.84	NI	15.50
MW-10D	5.73	0.88	4.85	NI	25.42
MW-11S	5.02	0.72	4.30	NI	13.70
MW-11D	5.14	0.87	4.27	NI	23.60
MW-12S	4.99	1.37	3.62	NI	13.93
MW-12D	4.92	1.27	3.65	NI	23.00
MW-13S	4.98	1.28	3.70	NI	13.30
MW-13D	4.96	1.27	3.69	NI	24.40
MW-14S	4.86	0.82	4.04	NI	12.65
MW-14D	4.82	0.84	3.98	NI	21.90
SG-1	5.38	3.97	1.41	NA	NA
SG-2	5.25	3.70	1.55	NA	NA

Notes:
NAVD - North American Vertical Datum 1988
ft. - Feet
BTOC - Below Top of Casing
NA - Not Applicable
NI - NAPL not Indicated by Oil/Water Interface Probe
-- - Not measured
MW - monitoring well
SG - staff gauge

TABLE 2
GROUNDWATER ANALYTICAL RESULTS
SECOND HALF 2022 SEMI-ANNUAL GROUNDWATER MONITORING EVENT
PATCHOGUE FORMER MGP SITE
PATCHOGUE, NEW YORK

	Class GA Groundwater Criteria																														
	TOGS 1.1.1	NYS Part 703		Loc ID	MW-1		MW-3		MW-3 (Dup)		MW-4S		MW-7S		MW-8S		MW-10S		MW-11S		MW-12S		MW-12D		MW-13S		MW-13D		MW-14S	
Constituent	Guidance	Standard	Units	Date	12/19/2022		12/20/2022		12/20/2022		12/20/2022		12/20/2022		12/19/2022		12/19/2022		12/20/2022		12/20/2022		12/20/2022		12/20/2022		12/20/2022		12/20/2022	
Volatile Organic Compounds (VOCs)																															
BTEX Compounds																															
Benzene	NE	1	µg/L		0.3	U	0.79	J	0.75	J	0.3	U	0.3	U	0.3	U	0.3	U	**1.2**		0.3	UR	0.3	U	0.71	J	0.3	U	0.3	U
Toluene	NE	5	µg/L		0.2	U	0.62	J	0.56	J	0.2	U	0.2	U	0.2	U	0.2	U	0.2	U	0.2	UR	0.2	U	0.25	J	0.2	U	0.2	U
Ethylbenzene	NE	5	µg/L		0.4	U	1.7		1.6		0.4	U	0.4	U	0.4	U	0.4	U	0.4	U	0.4	UR	0.4	U	0.4	U	0.4	U	0.4	U
Xylenes, total	NE	5	µg/L		0.4	U	1.6		1.5		0.4	U	0.4	U	0.4	U	0.4	U	0.92	J	0.4	UR	0.4	U	0.4	U	0.4	U	0.4	U
Total BTEX[a]	NE	NE	µg/L		ND		4.71		4.41		ND		ND		ND		ND		2.12		ND		ND		0.96		ND		ND	
Semi-Volatile Organic Compounds (SVOCs)																															
Polycyclic Aromatic Hydrocarbons (PAHs)																															
Acenaphthene	20	NE	µg/L		0.010	UJ	**28**		**30**		**23**		0.097		0.12	J	0.011	UJ	**50**		0.010	U	0.010	U	4.8		0.011	U	0.093	
Acenaphthylene	NE	NE	µg/L		0.010	UJ	3.4		4.1		0.31		0.012	J	0.010	UJ	0.011	UJ	0.85		0.010	U	0.010	U	0.25		0.011	U	0.010	U
Anthracene	50	NE	µg/L		0.010	UJ	1.5		1.9		0.22		0.018	J	0.010	UJ	0.011	UJ	4.1		0.010	U	0.010	U	0.24		0.011	U	0.010	U
Benzo(a)anthracene	0.002	NE	µg/L		0.010	UJ	**0.56**		**0.70**		0.010	U	0.010	U	**0.015**	J	0.011	UJ	**0.79**		0.010	U	0.010	U	**0.22**		**0.014**	J	0.010	U
Benzo(a)pyrene	NE	0	µg/L		0.010	UJ	0.012	J	0.012	J	0.010	U	0.010	U	0.018	J	0.011	UJ	0.38		0.010	U	0.010	U	0.010	U	0.012	J	0.010	U
Benzo(b)fluoranthene	0.002	NE	µg/L		0.010	UJ	**0.011**	J	**0.013**	J	0.010	U	0.010	U	**0.026**	J	0.011	UJ	**0.51**		0.010	U	0.010	U	0.010	U	**0.020**	J	0.010	U
Benzo(g,h,i)perylene	NE	NE	µg/L		0.010	UJ	0.011	U	0.01	U	0.010	U	0.010	U	0.023	J	0.011	UJ	0.29		0.010	U	0.010	U	0.010	U	0.015	J	0.010	U
Benzo(k)fluoranthene	0.002	NE	µg/L		0.010	UJ	0.011	U	0.01	U	0.010	U	0.010	U	**0.011**	J	0.011	UJ	**0.15**		0.010	U	0.010	U	0.010	U	0.011	U	0.010	U
Chrysene	0.002	NE	µg/L		0.010	UJ	**0.31**		**0.39**		**0.015**	J	0.010	U	**0.022**	J	0.011	UJ	**0.70**		0.010	U	0.010	U	**0.14**		**0.022**	J	0.010	U
Dibenz(a,h)anthracene	NE	NE	µg/L		0.020	UJ	0.021	U	0.021	U	0.020	U	0.020	U	0.020	UJ	0.021	UJ	0.056		0.020	U	0.020	U	0.020	U	0.021	U	0.020	U
Fluoranthene	50	NE	µg/L		0.010	UJ	9.0		10		4.3		0.010	U	0.033	J	0.011	UJ	4.6		0.010	U	0.010	U	2.1		0.050	J	0.010	U
Fluorene	50	NE	µg/L		0.010	UJ	6.8		7.9		6.2		0.022	J	0.010	UJ	0.011	UJ	12		0.010	U	0.010	U	0.070		0.011	U	0.010	U
Indeno(1,2,3-c,d)pyrene	0.002	NE	µg/L		0.020	UJ	0.021	U	0.021	U	0.020	U	0.020	U	**0.021**	J	0.021	UJ	**0.28**		0.020	U	0.020	U	0.020	U	0.021	U	0.020	U
Naphthalene	10	NE	µg/L		0.031	UJ	**60**		**67**		0.055	J	0.030	U	0.030	UJ	0.032	UJ	8.4		0.030	U	0.031	U	0.030	U	0.046	J	0.053	J
Phenanthrene	50	NE	µg/L		0.031	UJ	14		15		0.13		0.030	U	0.034	J	0.032	UJ	19		0.030	U	0.031	U	0.038	J	0.069	J	0.030	U
Pyrene	50	NE	µg/L		0.010	UJ	9.2		11		4.8		0.010	U	0.034	J	0.011	UJ	5.6		0.014	J	0.010	U	2.4		0.056		0.010	U
Total PAHs[b]	NE	NE	µg/L		ND		133		148		39		0.15		0.36		ND		108		0.014		ND		10		0.30		0.15	

Notes:
BTEX - benzene, toluene, ethylbenzene and isomers of xylene.
TOGS - Technical and Operational Guidance Series
U - The analyte was analyzed for, but was not detected above the sample reporting limit. Value shown is representative of method detection limit for the analyzed constituent.
J - Estimated concentration. The result is below the reporting limit but above the method detection limit.
R - Rejected concentration. The result can be used for comparison puproses to historical data only.
µg/L - micrograms per liter
ND - Not detected.
NE - Not established.
(a) - To calculate total BTEX concentration, a value of zero is used for non-detect values.
(b) - To calculate total PAH concentration, a value of zero is used for non-detect values.

Boxed concentrations in bold font are above New York State Class GA Groundwater Quality Criteria (Standards or Guidance values).

TABLE 3
SUMMARY OF HISTORICAL BTEX CONCENTRATIONS
PATCHOGUE FORMER MGP SITE
PATCHOGUE, NEW YORK

Sampling Date	Total BTEX Concentrations (µg/L) [a]													
	Monitoring Well													
	MW-1	MW-2S	MW-2D	MW-3	MW-4S	MW-4D	MW-5	MW-6	MW-7S	MW-7D	MW-8S	MW-8D	MW-9S	MW-9D
Mar-08	0	0	0	0	3.4	0	1016	57	NS	NS	NS	NS	NS	NS
Jul-08	NS	0	0	0	0	0	678	0	0	0	0	0	0	0
Mar-09	0	0	0	0	0	0	975	0	0	1	0	0	0	0
Sep-09	0	0	0	0	0	0	1257	1	0	0	0	0	0	0
Mar-10	0	0	0	0	0	0	637	2	0	9	0	0	0	0
Sep-10	0	0	0	0	0	0	NS	0	0	0	0	0	27	0
Jan-11	1.7	0	0	0	0	0	NS	NS	0	0	0	0	1	0
Apr-11	0	0	0	0	0	0	NS	NS	0	0	0	0	0	0
Aug-11	0	0	0	0	0	0	NS	NS	0	0	0	0	0	0
Nov-11	0	0	0	0	0	0	NS	NS	0	0	0	0	0	0
Feb-12	0	0	0	0	0	0	NS	NS	0	0	0	0	0	0
May-12	0	0	0	0	0	0	NS	NS	0	0	0	0	0	0
Nov-12	0	-- [b]	-- [a]	0	12	0	NS	NS	1	0	0	0	NS	NS
Jun-13	0	-- [b]	-- [b]	0	0.8	0	NS	NS	0.7	0	0	0	0	NS
Dec-13	0	-- [b]	-- [b]	NS	0	0	NS	NS	0.8	0	0	0	NS	NS
Jun-14	0	-- [b]	-- [b]	0	0	0	NS	NS	0.8	0	0	0	NS	NS
Dec-14	0	-- [b]	-- [b]	0	0	0	NS	NS	1.3	0	0	0	0	0
Jun-15	0	-- [b]	-- [b]	0	0	0	NS	NS	0	0	0	0	0	0
Dec-15	0	-- [b]	-- [b]	0	0	0	NS	NS	0.5	0	0	0	0	0
Jun-16	0	-- [b]	-- [b]	0	0	0	NS	NS	0	0	0	0	0	0
Dec-16	0	-- [b]	-- [b]	0	0	0	NS	NS	0	0	0	0	0	0
Jun-17	0	-- [b]	-- [b]	0	0	0	NS	NS	0	0	0	0	0	0
Dec-17	0	-- [b]	-- [b]	0	0	0	NS	NS	0	0	0	0	0	0
Jun-18	0	-- [b]	-- [b]	0	0	0	NS	0	0	0	0	0	0	0
Dec-18	0	-- [b]	-- [b]	0	0	0	NS	NS	0	0	0	0	0	0
Mar-20	0	-- [b]	-- [b]	35	4.3	0	-- [c]	-- [c]	0.4	0	0	0	-- [c]	-- [c]
Jun-20	0	-- [b]	-- [b]	18	2	0	-- [c]	-- [c]	0	0	0	0	-- [c]	-- [c]
Sep-20	0	-- [b]	-- [b]	20	2	0	-- [c]	-- [c]	0.4	0	0	0	-- [c]	-- [c]
Dec-20	0	-- [b]	-- [b]	19	1	0	-- [c]	-- [c]	0	0	0	0	-- [c]	-- [c]
Mar-21	0	-- [b]	-- [b]	10.2	0.6	0	-- [c]	-- [c]	0.3	0	0	0	-- [c]	-- [c]
Jun-21	0	-- [b]	-- [b]	8.4	0.7	0	-- [c]	-- [c]	0.34	0	0	0	-- [c]	-- [c]
Sep-21	0	-- [b]	-- [b]	8.7	1.0	0	-- [c]	-- [c]	0	0	0	0	-- [c]	-- [c]
Dec-21	0	-- [b]	-- [b]	12	0.3	0	-- [c]	-- [c]	0.31	0	0	0	-- [c]	-- [c]
Jun-22	0	-- [b]	-- [b]	3.9	0	NS [d]	-- [c]	-- [c]	0.31	NS [d]	0	NS [d]	-- [c]	-- [c]
Dec-22	0	-- [b]	-- [b]	4.7	0	NS [d]	-- [c]	-- [c]	0	NS [d]	0	NS [d]	-- [c]	-- [c]
Minimum	0	0	0	0	0	0	637	0	0	0	0	0	0	0
Maximum	1.7	0	0	35	12	0	1257	57	1.3	9.0	0	0	27	0
Mean	0.1	0	0	4.1	0.8	0	913	8.6	0.21	0.3	0	0	1.3	0

Notes:
BTEX - Benzene, toluene, ethylbenzene and isomers of xylene
µg/L - micrograms per liter
NS - Not sampled.
NI - Monitoring well or piezometer not installed at time of sampling.
(a) - To calculate total BTEX concentration, a value of zero is used for non-detect values.
(b) - Monitoring well was decommissioned on 6/4/12 as part of the Utility Corridor Construction activities. See "Construction Completion Report, Utility Corridor Work Plan Implementation" (BC, December 2012).
(c) - Monitoring well/piezometer was decommissioned on 6/13/19 as part of pre-remedial construction activities in accordance with the "Remedial Design Report (100% Submittal)" (BC, May 2019) and "CP-43: Groundwater Monitoring Well Decommissioning Policy" (NYSDEC, November 2009).
(d) - As approved by NYSDEC in an e-mail dated April 13, 2022, sampling of monitoring well is no longer required.

TABLE 3
SUMMARY OF HISTORICAL BTEX CONCENTRATIONS
PATCHOGUE FORMER MGP SITE
PATCHOGUE, NEW YORK

Sampling Date	Total BTEX Concentrations (µg/L) [a]										
	Monitoring Well/Piezometer										
	MW-10S	MW-10D	MW-11S	MW-11D	MW-12S	MW-12D	MW-13S	MW-13D	MW-14S	MW-14D	PZ-4A
Mar-08	NI	NI	NI	NI	NI	NI	NI	NI	NI	NI	NI
Jul-08	NI	NI	NI	NI	NI	NI	NI	NI	NI	NI	NI
Mar-09	NI	NI	NI	NI	NI	NI	NI	NI	NI	NI	NI
Sep-09	NI	NI	NI	NI	NI	NI	NI	NI	NI	NI	NI
Mar-10	NI	NI	NI	NI	NI	NI	NI	NI	NI	NI	NI
Sep-10	NI	NI	NI	NI	NI	NI	NI	NI	NI	NI	NI
Jan-11	NI	NI	NI	NI	NI	NI	NI	NI	NI	NI	NI
Apr-11	NI	NI	NI	NI	NI	NI	NI	NI	NI	NI	NI
Aug-11	NI	NI	NI	NI	NI	NI	NI	NI	NI	NI	NI
Nov-11	NI	NI	NI	NI	NI	NI	NI	NI	NI	NI	NI
Feb-12	NI	NI	NI	NI	NI	NI	NI	NI	NI	NI	NI
May-12	NI	NI	NI	NI	NI	NI	NI	NI	NI	NI	NI
Nov-12	NI	NI	NI	NI	NI	NI	NI	NI	NI	NI	NI
Jun-13	NI	NI	NI	NI	NI	NI	NI	NI	NI	NI	NI
Dec-13	NI	NI	NI	NI	NI	NI	NI	NI	NI	NI	NI
Jun-14	NI	NI	NI	NI	NI	NI	NI	NI	NI	NI	0
Dec-14	NI	NI	NI	NI	NI	NI	NI	NI	NI	NI	NS
Jun-15	NI	NI	NI	NI	NI	NI	NI	NI	NI	NI	NS
Dec-15	NI	NI	NI	NI	NI	NI	NI	NI	NI	NI	NS
Jun-16	NI	NI	NI	NI	NI	NI	NI	NI	NI	NI	NS
Dec-16	NI	NI	NI	NI	NI	NI	NI	NI	NI	NI	NS
Jun-17	NI	NI	NI	NI	NI	NI	NI	NI	NI	NI	NS
Dec-17	NI	NI	NI	NI	NI	NI	NI	NI	NI	NI	NS
Jun-18	NI	NI	NI	NI	NI	NI	NI	NI	NI	NI	NS
Dec-18	NI	NI	NI	NI	NI	NI	NI	NI	NI	NI	NS
Mar-20	0	0	4	0	0	0	37	0	0	0	-- [c]
Jun-20	0	0	2.7	0	0	0	25	0	0.73	0	-- [c]
Sep-20	0	0	1.9	0	0	0	26	0	0	0	-- [c]
Dec-20	0	0	0	0	0	0	6.9	0	0	0	-- [c]
Mar-21	0	0	1.3	0	0	0	4	0	0	0	-- [c]
Jun-21	0.22	0	1.6	0	0	0	5.3	0	0	0	-- [c]
Sep-21	0	0	0	0	0	0	3.9	0	0	0	-- [c]
Dec-21	0	0	1.9	0	0	0	0	0	0	0	-- [c]
Jun-22	0	NS[d]	1.8	NS[d]	0	0	3.7	0	0	NS[d]	-- [c]
Dec-22	0	NS[d]	2.1	NS[d]	0	0	0.96	0	0	NS[d]	-- [c]
Minimum	0	0	0	0	0	0	0	0	0	0	0
Maximum	0.22	0	4.0	0	0	0	37	0	0.73	0	0
Mean	0.02	0	1.7	0	0	0	11	0	0.1	0	0

Notes:
BTEX - Benzene, toluene, ethylbenzene and isomers of xylene
µg/L - micrograms per liter
NS - Not sampled.
NI - Monitoring well or piezometer not installed at time of sampling.
(a) - To calculate total BTEX concentration, a value of zero is used for non-detect values.
(b) - Monitoring well was decommissioned on 6/4/12 as part of the Utility Corridor Construction activities. See "Construction Completion Report, Utility Corridor Work Plan Implementation" (BC, December 2012).
(c) - Monitoring well/piezometer was decommissioned on 6/13/19 as part of pre-remedial construction activities in accordance with the "Remedial Design Report (100% Submittal)" (BC, May 2019) and "CP-43: Groundwater Monitoring Well Decommissioning Policy" (NYSDEC, November 2009).
(d) - As approved by NYSDEC in an e-mail dated April 13, 2022, sampling of monitoring well is no longer required.

TABLE 4
SUMMARY OF HISTORICAL PAH CONCENTRATIONS
PATCHOGUE FORMER MGP SITE
PATCHOGUE, NEW YORK

Sampling Date	Total PAH Concentrations (µg/L) [a]													
	Monitoring Well													
	MW-1	MW-2S	MW-2D	MW-3	MW-4S	MW-4D	MW-5	MW-6	MW-7S	MW-7D	MW-8S	MW-8D	MW-9S	MW-9D
Mar-08	0	0	0	0.76	0.6	4.3	1774	214	NS	NS	NS	NS	NS	NS
Jul-08	NS	0.7	0	0	8	0	1799	154	0	0.47	0	0	12	0
Mar-09	0	0	0	0	0	0	2730	0	0	0	0	0	0	0
Sep-09	0	0	0	0	0	0	3373	1	0	0	0	0	0	0
Mar-10	0	0	0	0	0	39	2390	17	0	0	22	0	2	0
Sep-10	0	0	0	128	0	6	NS	14	0	0	11	0	396	0
Jan-11	22	0	0	17	0	12	NS	NS	0	0	6	0	42	5
Apr-11	0	0	0	6	0	20	NS	NS	0	0	0	0	9	0
Aug-11	0	0	0.1	14	0.1	0	NS	NS	0	0	0.4	0	16	1.2
Nov-11	0	0	0.2	10	0.4	0	NS	NS	0	0	0.8	0.2	8	3.4
Feb-12	0.2	0	0	6	0.6	4	NS	NS	0.1	0	0.6	0	5	2.9
May-12	0.4	0.1	0.6	5	0	5.8	NS	NS	0.1	0.3	1	0	6	2.8
Nov-12	0.1	-- [b]	-- [b]	5.6	0.4	11.7	NS	NS	2.5	2.6	0.8	1.2	NS	NS
Jun-13	0.8	-- [b]	-- [b]	NS	0.3	3.7	NS	NS	1.3	0.4	0.4	0.6	2	NS
Dec-13	0	-- [b]	-- [b]	NS	0	2.5	NS	NS	0.8	0.4	0.3	0	NS	NS
Jun-14	0	-- [b]	-- [b]	2.2	0.9	0	NS	NS	0.8	0.3	0.2	0	NS	NS
Dec-14	0.1	-- [b]	-- [b]	1.2	0.4	0	NS	NS	3	0	0.1	0	21	0.3
Jun-15	0	-- [b]	-- [b]	1.1	0.9	0	NS	NS	0.9	0	0.3	0	10	0.3
Dec-15	0	-- [b]	-- [b]	0	0	0	NS	NS	0.9	0	0	0	3.9	0
Jun-16	0	-- [b]	-- [b]	1.9	0.8	0	NS	NS	2.5	0	0	0	5.9	0
Dec-16	0	-- [b]	-- [b]	0.02	0	0.1	NS	NS	0	0	0	0	5.5	0.07
Jun-17	0	-- [b]	-- [b]	2.0	0.5	0	NS	NS	1	0	0	0	3.2	0
Dec-17	0	-- [b]	-- [b]	0.53	0	0.031	NS	NS	0	0.11	0	0.017	6.0	0.14
Jun-18	0	-- [b]	-- [b]	3.1	1.1	0.010	NS	53	0.02	0.01	0.08	0.09	7.4	0.55
Dec-18	0.31	-- [b]	-- [b]	1.5	1.2	0.080	NS	NS	0.08	0.05	0.10	0.13	7.9	1.0
Mar-20	0	-- [b]	-- [b]	20	17	0.21	-- [c]	-- [c]	0.32	0	0.09	0	-- [c]	-- [c]
Jun-20	0	-- [b]	-- [b]	179	37	0	-- [c]	-- [c]	0.14	0	0.11	0	-- [c]	-- [c]
Sep-20	0	-- [b]	-- [b]	336	41	0	-- [c]	-- [c]	0	0	0.21	0	-- [c]	-- [c]
Dec-20	0	-- [b]	-- [b]	333	33	0	-- [c]	-- [c]	0	0	0.14	0	-- [c]	-- [c]
Mar-21	0	-- [b]	-- [b]	172	24	0	-- [c]	-- [c]	0.26	0	0.11	0.043	-- [c]	-- [c]
Jun-21	0	-- [b]	-- [b]	177	68	0	-- [c]	-- [c]	0.18	0	0.20	0	-- [c]	-- [c]
Sep-21	0.1	-- [b]	-- [b]	223	16	0	-- [c]	-- [c]	0.07	0	0.18	0.111	-- [c]	-- [c]
Dec-21	0.011	-- [b]	-- [b]	234	40	0.011	-- [c]	-- [c]	0.140	0.039	0.512	0.219	-- [c]	-- [c]
Jun-22	0.011	-- [b]	-- [b]	177	49	NS [d]	-- [c]	-- [c]	1.3	NS [d]	0.61	NS [d]	-- [c]	-- [c]
Dec-22	0	-- [b]	-- [b]	148	39	NS [d]	-- [c]	-- [c]	0.15	NS [d]	0.36	NS [d]	-- [c]	-- [c]
Min	0	0	0	0	0	0	1774	0	0	0	0	0	0	0
Max	22	0.7	0.6	336	68	39	3373	214	3.0	2.6	22	1.2	396	5
Mean	0.7	0.067	0.1	67	11	3.3	2413	65	0.49	0.15	1.4	0.082	27	0.88

Notes:
PAH - Polycyclic aromatic hydrocarbons
µg/L - micrograms per liter
NS - Not sampled.
NI - Monitoring Well or piezometer not installed at time of sampling.
(a) - To calculate total PAH concentration, a value of zero is used for non-detect values.
(b) - Monitoring well was decommissioned on 6/4/12 as part of the Utility Corridor Construction activities. See "Construction Completion Report, Utility Corridor Work Plan Implementation" (Brown and Caldwell, December 2012).
(c) - Monitoring well/piezometer was decommissioned on 6/13/19 as part of pre-remedial construction activities in accordance with the "Remedial Design Report (100% Submittal)" (BC, May 2019) and "CP-43: Groundwater Monitoring Well Decommissioning Policy" (NYSDEC, November 2009).
(d) - As approved by NYSDEC in an e-mail dated April 13, 2022, sampling of monitoring well is no longer required.

TABLE 4
SUMMARY OF HISTORICAL PAH CONCENTRATIONS
PATCHOGUE FORMER MGP SITE
PATCHOGUE, NEW YORK

Sampling Date	Total PAH Concentrations (µg/L) [a]										
	Monitoring Well/Piezometer										
	MW-10S	MW-10D	MW-11S	MW-11D	MW-12S	MW-12D	MW-13S	MW-13D	MW-14S	MW-14D	PZ-4A
Mar-08	NI	NI	NI	NI	NI	NI	NI	NI	NI	NI	NI
Jul-08	NI	NI	NI	NI	NI	NI	NI	NI	NI	NI	NI
Mar-09	NI	NI	NI	NI	NI	NI	NI	NI	NI	NI	NI
Sep-09	NI	NI	NI	NI	NI	NI	NI	NI	NI	NI	NI
Mar-10	NI	NI	NI	NI	NI	NI	NI	NI	NI	NI	NI
Sep-10	NI	NI	NI	NI	NI	NI	NI	NI	NI	NI	NI
Jan-11	NI	NI	NI	NI	NI	NI	NI	NI	NI	NI	NI
Apr-11	NI	NI	NI	NI	NI	NI	NI	NI	NI	NI	NI
Aug-11	NI	NI	NI	NI	NI	NI	NI	NI	NI	NI	NI
Nov-11	NI	NI	NI	NI	NI	NI	NI	NI	NI	NI	NI
Feb-12	NI	NI	NI	NI	NI	NI	NI	NI	NI	NI	NI
May-12	NI	NI	NI	NI	NI	NI	NI	NI	NI	NI	NI
Nov-12	NI	NI	NI	NI	NI	NI	NI	NI	NI	NI	NI
Jun-13	NI	NI	NI	NI	NI	NI	NI	NI	NI	NI	NI
Dec-13	NI	NI	NI	NI	NI	NI	NI	NI	NI	NI	NI
Jun-14	NI	NI	NI	NI	NI	NI	NI	NI	NI	NI	0.3
Dec-14	NI	NI	NI	NI	NI	NI	NI	NI	NI	NI	NS
Jun-15	NI	NI	NI	NI	NI	NI	NI	NI	NI	NI	NS
Dec-15	NI	NI	NI	NI	NI	NI	NI	NI	NI	NI	NS
Jun-16	NI	NI	NI	NI	NI	NI	NI	NI	NI	NI	NS
Dec-16	NI	NI	NI	NI	NI	NI	NI	NI	NI	NI	NS
Jun-17	NI	NI	NI	NI	NI	NI	NI	NI	NI	NI	NS
Dec-17	NI	NI	NI	NI	NI	NI	NI	NI	NI	NI	NS
Jun-18	NI	NI	NI	NI	NI	NI	NI	NI	NI	NI	NS
Dec-18	NI	NI	NI	NI	NI	NI	NI	NI	NI	NI	NS
Mar-20	0.3	0.3	96	1.5	14	0	188	0.1	0.5	0.04	-- [c]
Jun-20	0	0	63	0	0	0	394	0.11	1.8	0	-- [c]
Sep-20	0	0	127	0	0	0	467	0	0.12	0	-- [c]
Dec-20	0	0	6.8	0	0.17	0	182	0	1.7	0	-- [c]
Mar-21	0	0	78	0	0.012	0	187	0.037	1.0	0	-- [c]
Jun-21	0.016	0.036	79	0.15	0	0	284	0.042	0.055	0.047	-- [c]
Sep-21	0.122	0.052	2	0	0	0	140	0.046	0.277	0	-- [c]
Dec-21	0.127	0	63	0.033	0.010	0.011	37	0.046	0.244	0.297	-- [c]
Jun-22	0.010	NS[d]	87	NS[d]	0.185	0.281	68	0.024	1.29	NS[d]	-- [c]
Dec-22	0	NS[d]	108	NS[d]	0.014	0	10	0.304	0.15	NS[d]	-- [c]
Min	0	0	2.0	0	0	0	10	0	0.055	0	0.3
Max	0.3	0.3	127	1.5	14	0.281	467	0.30	1.8	0.297	0.3
Mean	0.058	0.049	71	0.21	1.4	0.0292	196	0.071	0.81	0.048	0.3

Notes:
PAH - Polycyclic aromatic hydrocarbons
µg/L - micrograms per liter
NS - Not sampled.
NI - Monitoring well or piezometer not installed at time of sampling.
(a) - To calculate total PAH concentration, a value of zero is used for non-detect values.
(b) - Monitoring well was decommissioned on 6/4/12 as part of the Utility Corridor Construction activities. See "Construction Completion Report, Utility Corridor Work Plan Implementation" (Brown and Caldwell, December 2012).
(c) - Monitoring well/piezometer was decommissioned on 6/13/19 as part of pre-remedial construction activities in accordance with the "Remedial Design Report (100% Submittal)" (BC, May 2019) and "CP-43: Groundwater Monitoring Well Decommissioning Policy" (NYSDEC, November 2009).
(d) - As approved by NYSDEC in an e-mail dated April 13, 2022, sampling of monitoring well is no longer required.

Figures

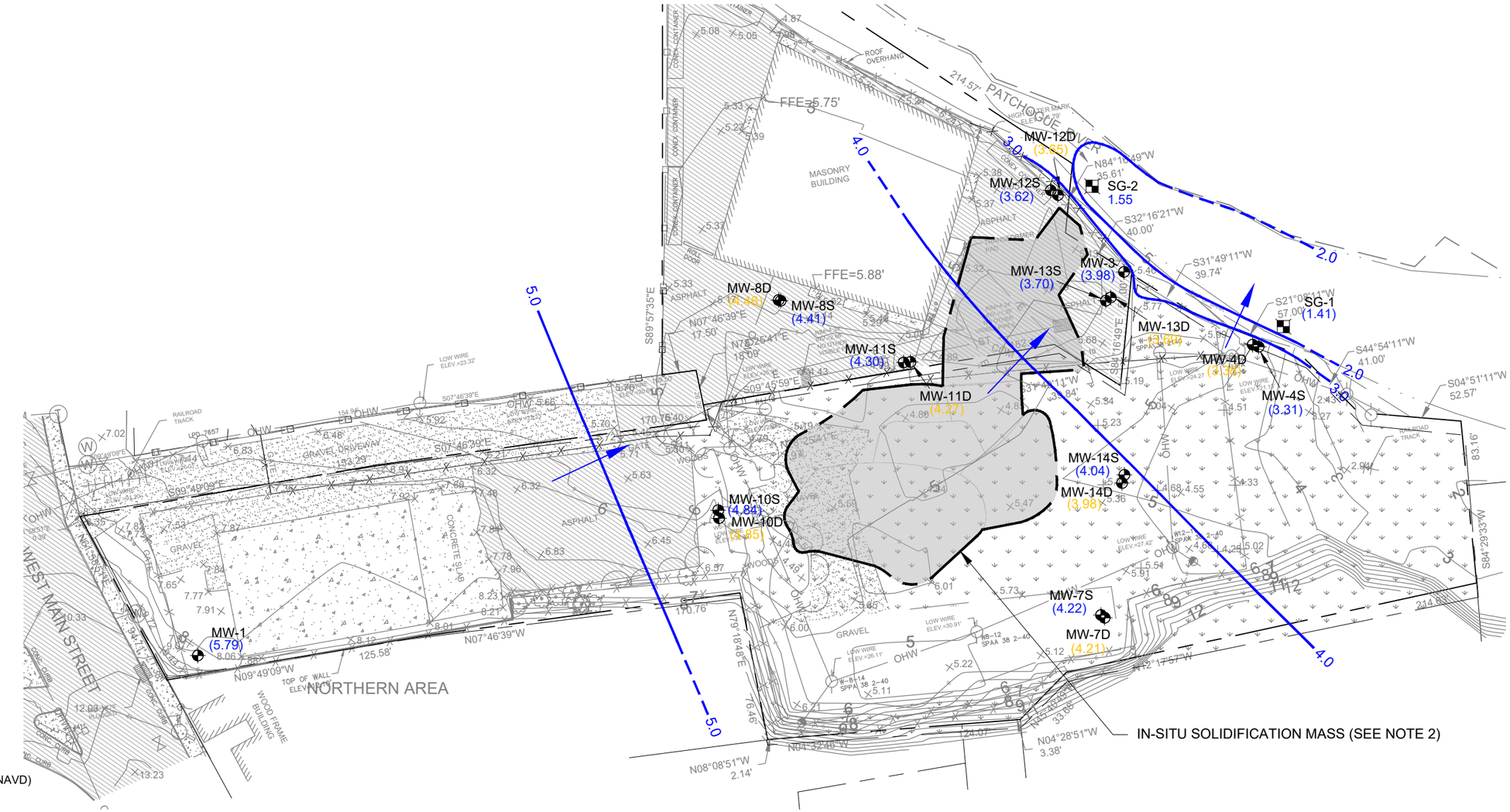

LEGEND:

- PROPERTY LINE
- FENCE
- TOPOGRAPHIC CONTOUR
- MONITORING WELL LOCATION
- STAFF GAUGE LOCATION
- 4 — WATER TABLE CONTOUR (FT., NAVD) DASHED WHERE INFERRED
- (4.41) — GROUNDWATER ELEVATION (FT., NAVD) FROM SHALLOW MONITORING WELL (SCREENED ACROSS OR CLOSE TO WATER TABLE) OR RIVER LEVEL FROM STAFF GAUGE (FT., NAVD).
- (4.85) — GROUNDWATER ELEVATION (FT., NAVD) FROM DEEP MONITORING WELL (SCREENED BELOW WATER TABLE). VALUE NOT USED FOR CONTOURING.
- NM — NOT MEASURED
- GENERALIZED DIRECTION OF GROUNDWATER FLOW

NOTES:

1. BASE MAP DEVELOPED BASED ON DRAWING PREPARED BY MJ ENGINEERING AND LAND SURVEYING, P.C. DATED NOVEMBER 30, 2017.
2. TOP OF ISS MASS IS POSITIONED APPROXIMATELY 4 FEET BELOW GRADE.

Brown AND Caldwell

SCALE: 1" = 60'

153021

DATE: March 23, 2023

NATIONAL GRID
PATCHOGUE FORMER MGP SITE
VILLAGE OF PATCHOGUE, NEW YORK

WATER TABLE ELEVATION CONTOUR MAP
DECEMBER 19, 2022

FIGURE

1

Path: C:\bcpw\d2439856 File Name: 153021 Water Table December 2022 Plot Date: March 23, 2023 3:18 PM Cadd User: Alan Santiago

153021

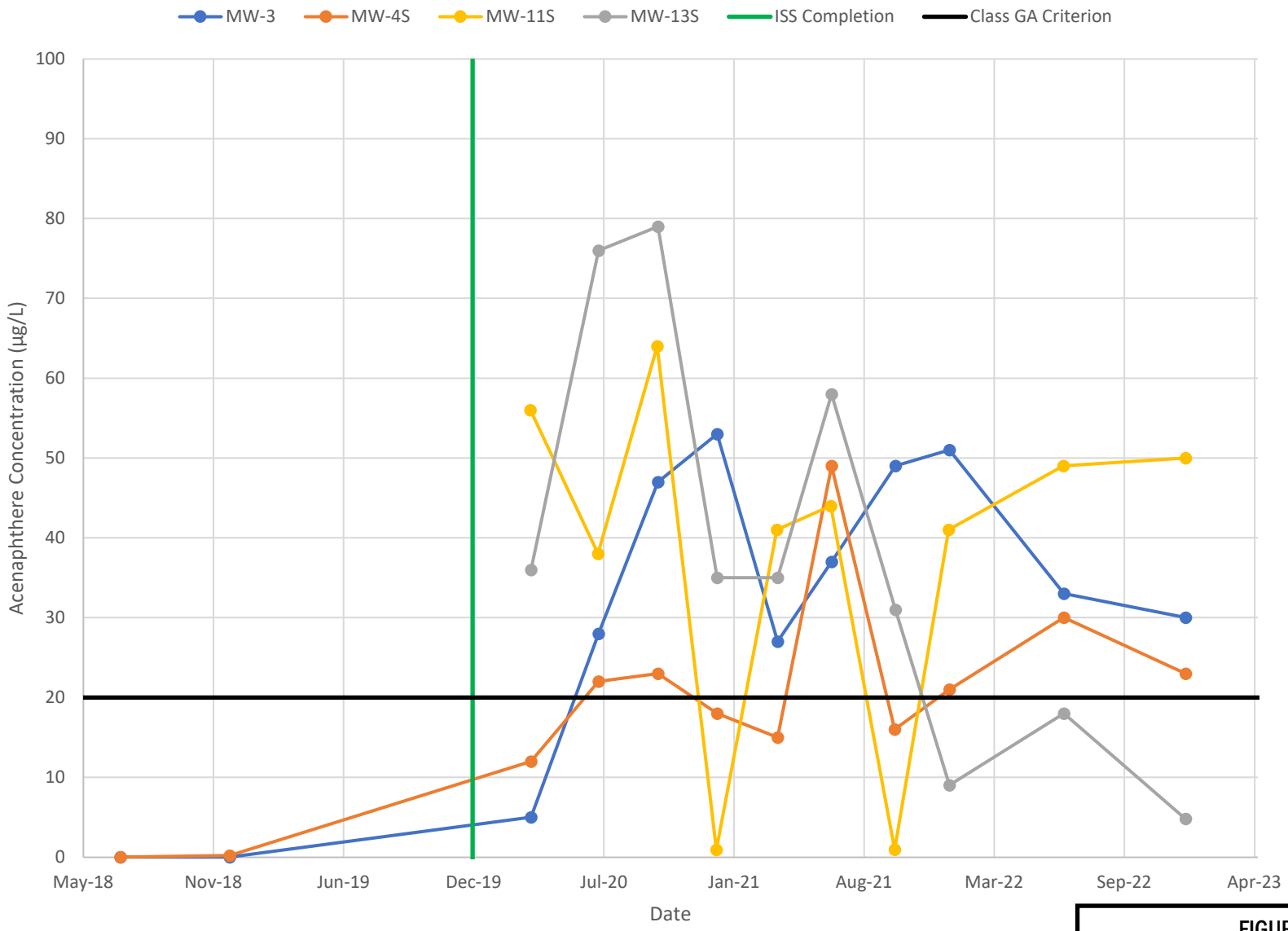

FIGURE 2

GROUNDWATER QUALITY TREND PLOT - ACENAPHTHENE

NATIONAL GRID
PATCHOGUE FORMER MGP SITE
PATCHOGUE, NEW YORK

Brown AND Caldwell

153021

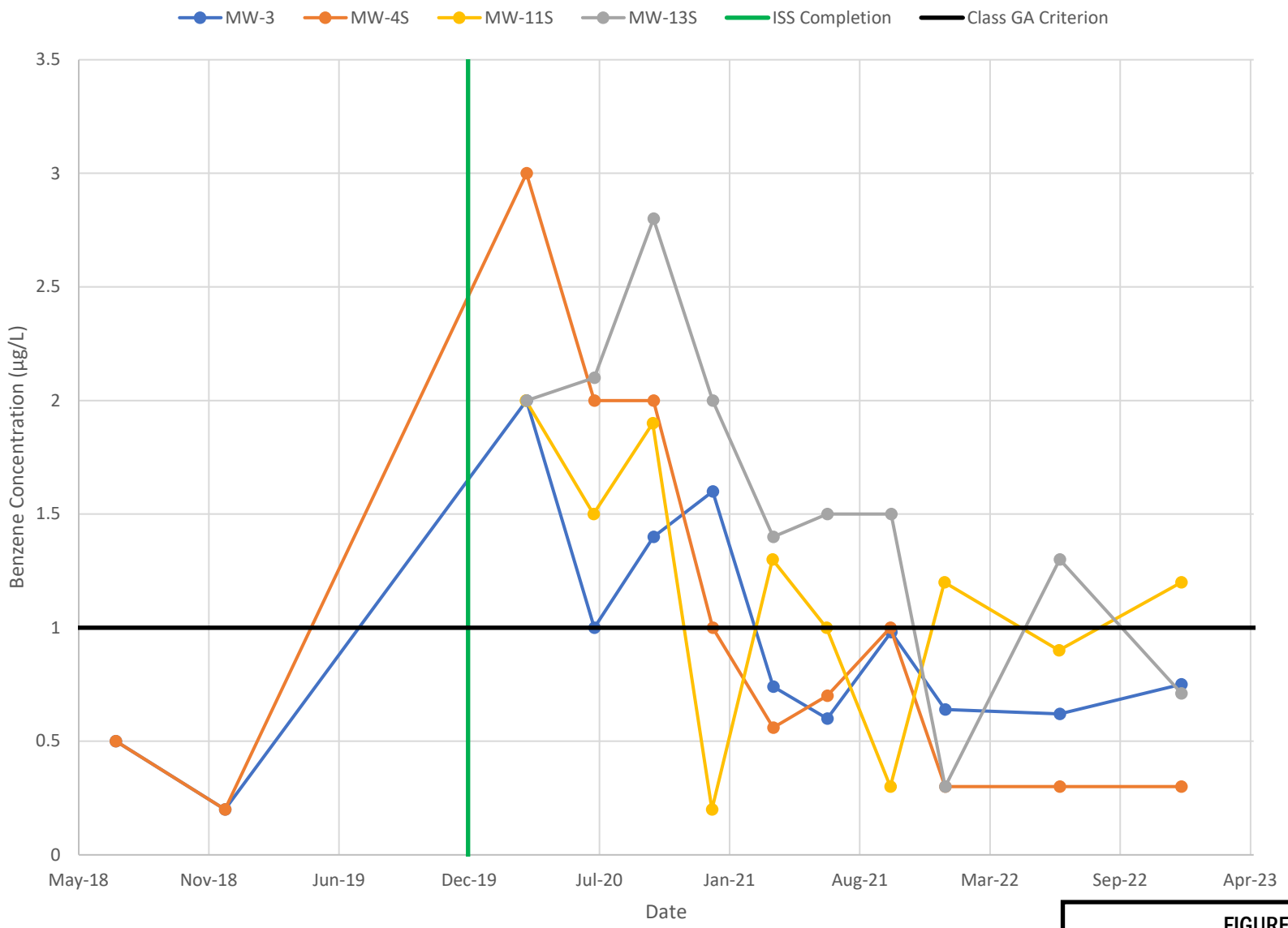

FIGURE 3

GROUNDWATER QUALITY TREND PLOT - BENZENE

NATIONAL GRID
PATCHOGUE FORMER MGP SITE
PATCHOGUE, NEW YORK

Brown AND Caldwell

153021

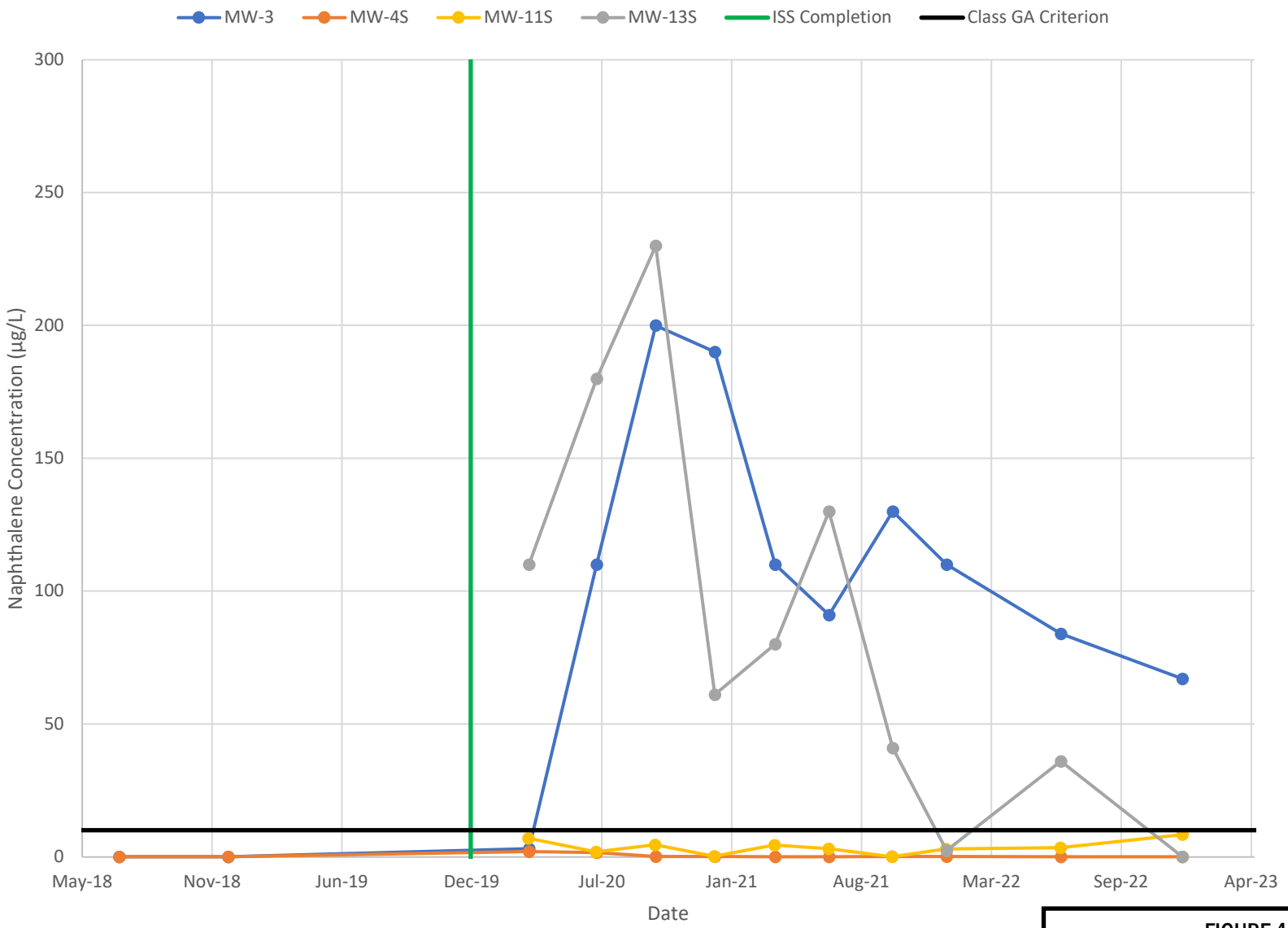

FIGURE 4

GROUNDWATER QUALITY TREND PLOT – NAPHTHALENE

NATIONAL GRID
PATCHOGUE FORMER MGP SITE
PATCHOGUE, NEW YORK

Brown AND Caldwell

153021

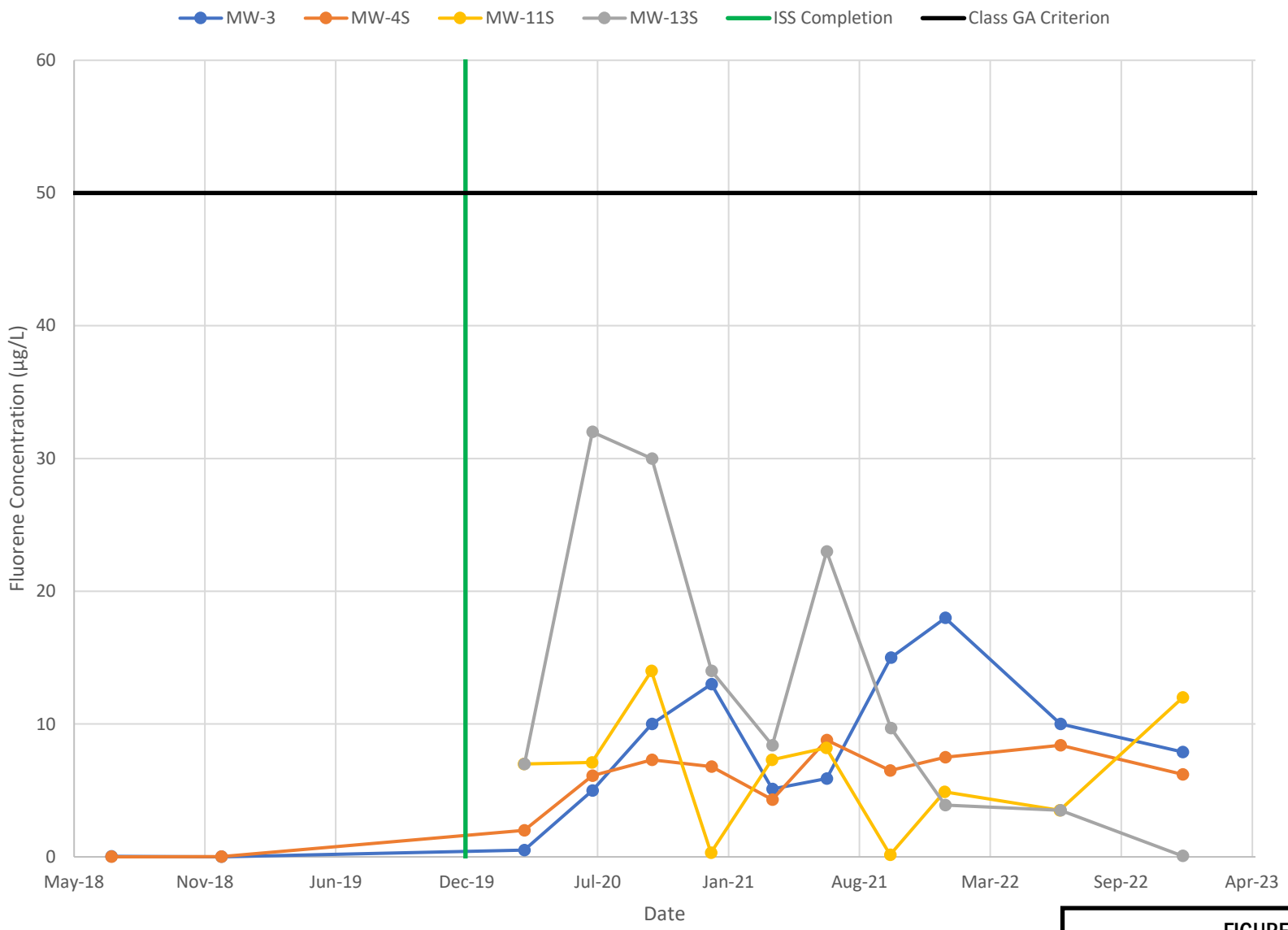

FIGURE 5

GROUNDWATER QUALITY TREND PLOT – FLUORENE

NATIONAL GRID
PATCHOGUE FORMER MGP SITE
PATCHOGUE, NEW YORK

Brown AND Caldwell

153021

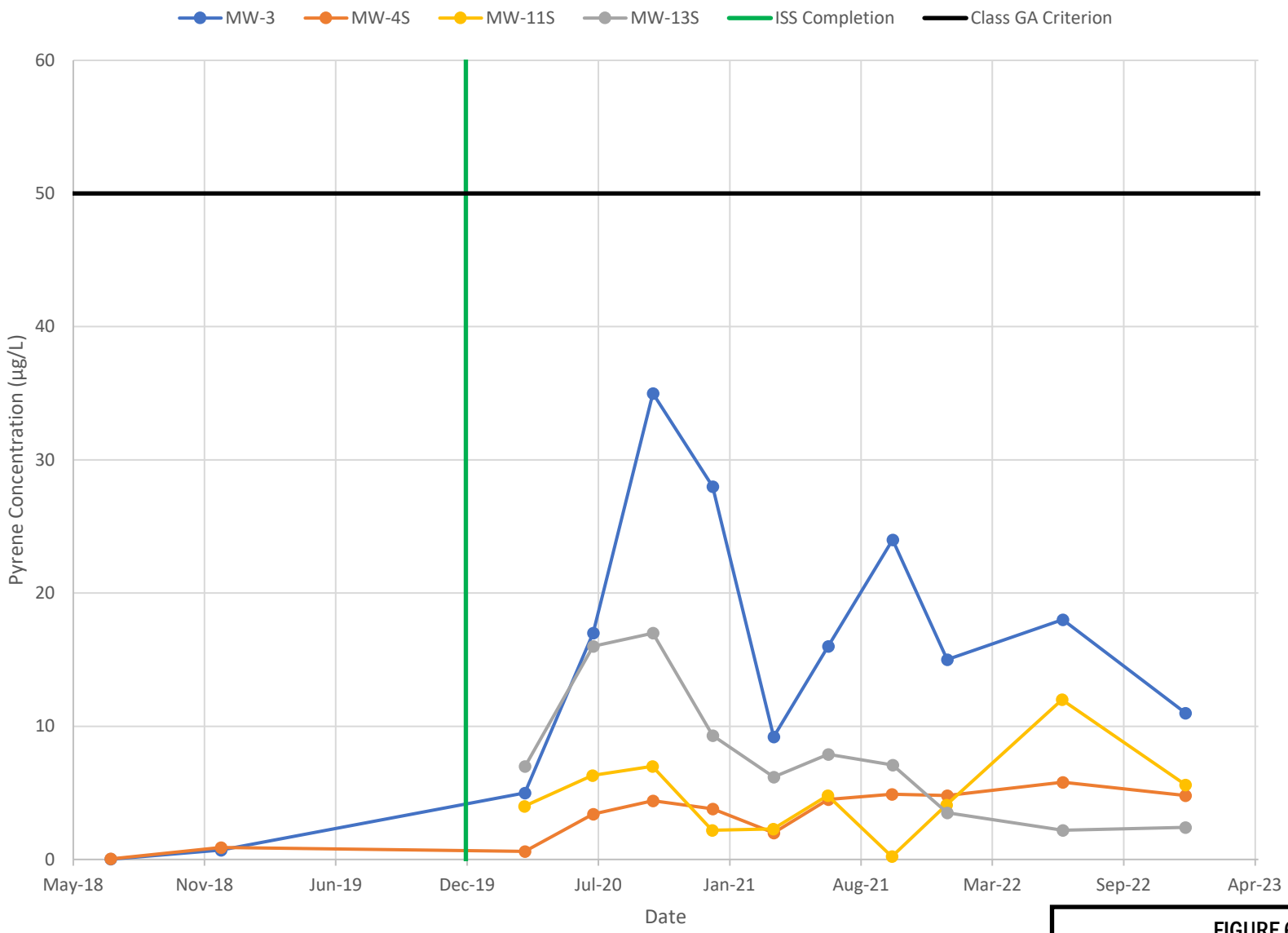

FIGURE 6

GROUNDWATER QUALITY TREND PLOT – PYRENE

NATIONAL GRID
PATCHOGUE FORMER MGP SITE
PATCHOGUE, NEW YORK

Brown AND Caldwell

153021

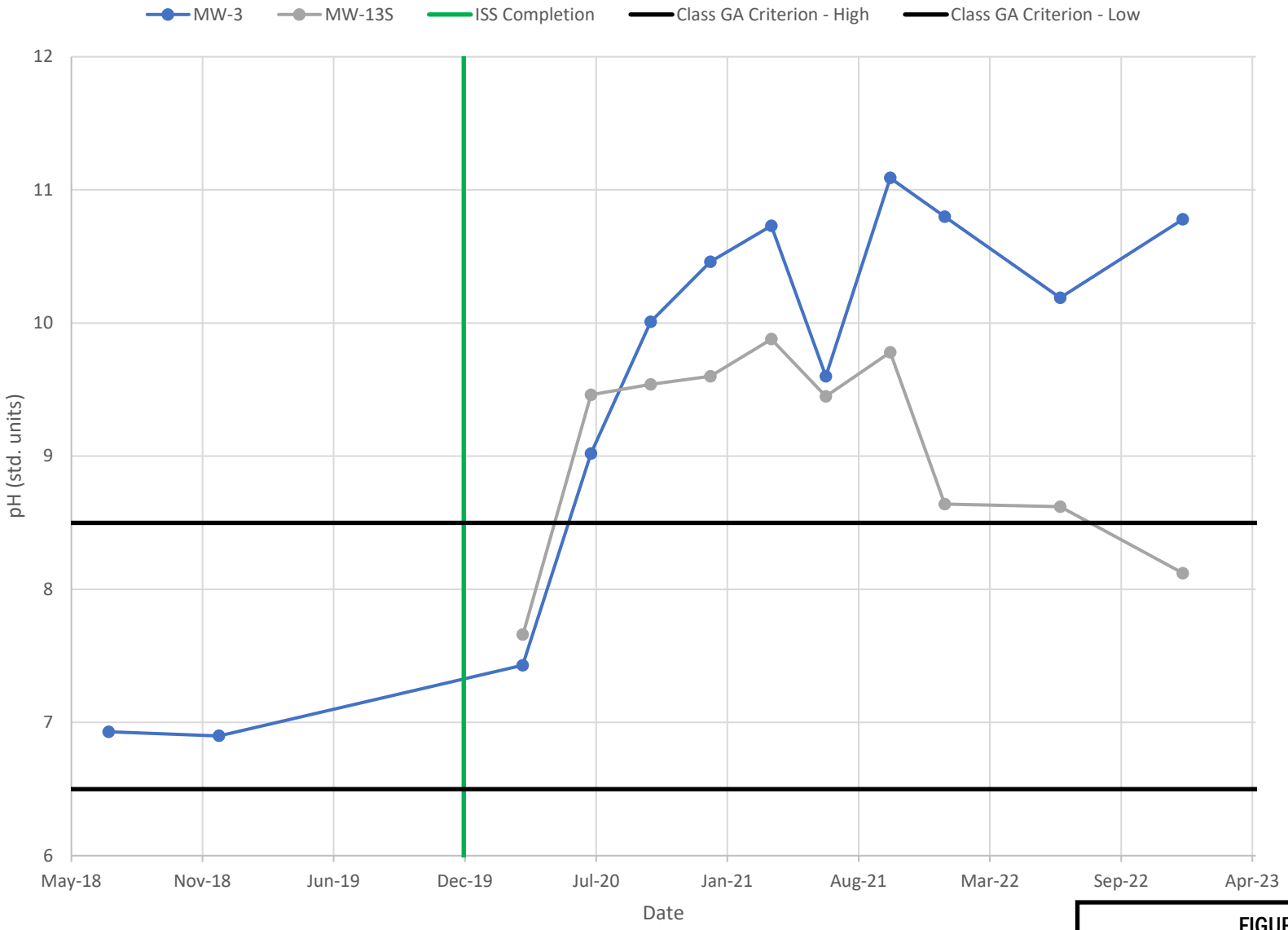

FIGURE 7

GROUNDWATER QUALITY TREND PLOT – pH

NATIONAL GRID
PATCHOGUE FORMER MGP SITE
PATCHOGUE, NEW YORK

Brown AND Caldwell

Appendix A: Field Sampling Data Sheets

Brown AND Caldwell

2 Park Way, Upper Saddle River, NJ 07458
Phone: (201) 574-4700 Fax: (201) 236-1607

NJ FIELD LAB ID# 02023
LOW-FLOW GROUNDWATER FIELD DATA SHEET

Project Name:	PAtchogue	Project Number:	153021
Client:	BC	Date:	12/19/21
Personnel:	MHM / AFV	Well ID:	MW-1
Purge/Sample Depth:	~12.75	Sample ID:	MW-1 - 2021 1219

Actual Time	Certified Parameters pH	Temp (°C)	Cond (mS/cm)	DO (mg/L)	Turbidity (NTU)	ORP (mV)	DTW (ft)	Pumping Rate (mL/min)	Comments
1230	5.95	11.63	0.943	3.69	24.8	-8	5.75	225	
1233	6.57	12.67	0.879	1.81	30.0	-62	5.77		
1236	6.73	12.91	0.879	1.24	28.5	-85	5.79		
1239	6.75	12.62	0.886	1.20	27.6	-90	5.82		
1242	6.77	12.49	0.894	1.17	26.7	-94	5.85		
1245	6.79	12.89	0.942	1.12	21.2	-97	5.88		
1248	6.80	13.16	0.992	1.05	18.5	-102	5.89		
1251	6.81	13.19	0.980	1.02	15.2	-103	5.90		
1254	6.81	13.23	0.949	0.99	12.2	-104	5.87		
1257	6.81	13.25	0.939	0.96	10.8	-105	5.83		
1300	6.81	13.28	0.952	0.84	10.1	-107	5.80		
1303	Collect MW-1 - 2021 1219								

Certified Sample Information:
Time of Sample: 1303

Analyst Signature:

Instrument Data:
Manufacturer/Model: Horiba-U52
Serial No. Unit: SPN FAD PN
Serial No. Handheld: SBTLBMMP
Calibration Date/Time: 12/19/21 1225

Are low-flow parameters subject to field lab certification? ☐ Yes ☑ No **(not required for CERCLA sites or sites outside of NJ)**

If yes, low-flow data must be accompanied by a completed "Field Calibration Record, Horiba U-52" form or equivalent.

Brown AND Caldwell

Upper Saddle River, NJ Office

LOW-FLOW GROUNDWATER SAMPLING FIELD DATA

Well Number: MW-1
Sample I.D.: MW-1-20221217 (if different from well no.)

Project: Patchogue
Personnel: MAM / AFV

Date: 12/19/22 Time: 1230
Weather: sunny Air Temp.: 36

WELL DATA:

Casing Diameter: 4" ☐ Stainless Steel ☑ Steel ☐ PVC ☐ Teflon® ☐ Other: _____
Intake Diameter: 2" ☐ Stainless Steel ☐ Galv. Steel ☑ PVC ☐ Teflon® ☐ Open rock
DEPTH TO : Static Water Level: 5.68 ft Bottom of Well: 15.20 ft
DATUM: ☐ Top of Protective Casing ☑ Top of Well Casing ☐ Other:
CONDITION: Is Well clearly labeled? ☐ Yes ☐ No Is well clean to bottom? ☑ Yes ☐ No
Is Prot. Casing/Surface Mount in Good Cond.? (not bent or corroded) ☑ Yes ☐ No
Does Weep Hole adequately drain well head? ☑ Yes ☐ No
Is Concrete Pad Intact? (not cracked or frost heaved) ☑ Yes ☐ No
Is Padlock Functional? ☑ Yes ☐ No ☐ NA Is Inner Casing Intact? ☑ Yes ☐ No
Is Inner Casing Properly Capped and Vented? ☑ Yes ☐ No
VOLUME OF WATER: Standing in well: _____ To be purged: _____

PURGE DATA:

METHOD: ☐ Bailer, Size: ____ ☑ Bladder Pump ☐ 2" Submersible Pump ☐ 4" Submersible Pump
☐ Centrifugal Pump ☐ Peristaltic Pump ☐ Inertial Lift Pump ☐ Other: _____

MATERIALS: Pump/Bailer: ☐ Teflon® ☑ Stainless Steel ☐ PVC ☐ Other: _____
Tubing/Rope: ☐ Teflon® ☑ Polyethylene ☐ Polypropylene ☐ Other: _____

Pumping Rate: 225 ml/min Elapsed Time: 30 min Volume Pumped: 2.25 gal
Was well Evacuated? ☐ Yes ☑ No Number of Well Volumes Removed: _____
PURGING EQUIPMENT: ☐ Dedicated ☑ Prepared Off-Site ☐ Field Cleaned

SAMPLING DATA:

METHOD: ☐ Bailer, Size: ____ ☑ Bladder Pump ☐ 2" Submersible Pump ☐ 4" Submersible Pump
☐ Syringe Sampler ☐ Peristaltic Pump ☐ Inertial Lift Pump ☐ Other: _____

MATERIALS: Pump/Bailer: ☐ Teflon® ☑ Stainless Steel
Tubing/Rope: ☐ Teflon® ☑ Polyethylene

SAMPLING EQUIPMENT: ☐ Dedicated ☑ Prepared Off-Site ☐ Field Cleaned
Metals samples field filtered? ☐ Yes ☑ No Method: _____
APPEARANCE: ☑ Clear ☐ Turbid ☐ Color: _____ ☐ Contains Immiscible Liquid
FIELD DETERMINATIONS: See attached form for field parameter data.

DUP : ☑ No ☐ Yes Name: _____
MS/MSD : ☑ No ☐ Yes Name: _____

I certify that this sample was collected and handled in accordance with applicable regulatory and project protocols.

Signature: _____ Date: 12/19/22

Brown AND Caldwell

2 Park Way, Upper Saddle River, NJ 07458
Phone: (201) 574-4700 Fax: (201) 236-1607

NJ FIELD LAB ID# 02023
LOW-FLOW GROUNDWATER FIELD DATA SHEET

Project Name:	PAtchogue	Project Number:	153021
Client:	BC	Date:	12/19/22
Personnel:	MHm / AFv	Well ID:	MW-10S
Purge/Sample Depth:	~13'	Sample ID:	MW-10S-202212 19

Actual Time	Certified Parameters pH	Temp (°C)	Cond (mS/cm)	DO (mg/L)	Turbidity (NTU)	ORP (mV)	DTW (ft)	Pumping Rate (mL/min)	Comments
1316	6.61	12.03	0.598	2.66	84.6	-83	0.92	250	
1319	6.67	13.31	0.600	0.84	93.9	-103	0.92		
1322	6.70	13.69	0.606	0.82	102	-109	0.92		
1325	6.72	14.05	0.611	0.85	119	-116	0.93		
1328	6.73	14.19	0.615	0.81	125	-113	0.97		
1331	6.73	14.26	0.617	0.87	134	-111	0.93		
1334	6.71	14.51	0.637	0.63	86.8	-118	0.93		
1337	6.69	14.57	0.630	0.60	60.6	-122	0.93		
1340	6.69	14.56	0.679	0.58	51.1	-122	0.93		
1343	6.68	14.62	0.698	0.57	42.2	-124	0.93		
1346	6.68	14.63	0.714	0.55	28.3	-126	0.93		
1349	6.68	14.63	0.722	0.55	26.3	-128	0.93		
1352	6.67	14.64	0.726	0.52	23.1	-128	0.93		
1355	Collect MW-10S-202212 19								

12/19

Certified Sample Information:
Time of Sample: 1355
Analyst Signature:

Instrument Data:
Manufacturer/Model: Horiba-U52
Serial No. Unit: 3PNFADDU
Serial No. Handheld: SBTLBMMP
Calibration Date/Time: 12/19/22 1225

Are low-flow parameters subject to field lab certification? ☐ Yes ☑ No (not required for CERCLA sites or sites outside of NJ)

If yes, low-flow data must be accompanied by a completed "Field Calibration Record, Horiba U-52" form or equivalent.

Brown AND Caldwell

Upper Saddle River, NJ Office

LOW-FLOW GROUNDWATER SAMPLING FIELD DATA

Well Number: MW-10S
Sample I.D.: MW-10S-20221219 (if different from well no.)

Project: Patchogue
Personnel: MHM/AEV

Date: 12/19/22 Time: 1316
Weather: Sunny Air Temp.: 36

WELL DATA:

Casing Diameter: 6" ☐ Stainless Steel ☑ Steel ☐ PVC ☐ Teflon® ☐ Other: ____
Intake Diameter: 2" ☐ Stainless Steel ☐ Galv. Steel ☑ PVC ☐ Teflon® ☐ Open rock
DEPTH TO : Static Water Level: 0.93 ft Bottom of Well: 15.50 ft
DATUM: ☐ Top of Protective Casing ☑ Top of Well Casing ☐ Other:
CONDITION: Is Well clearly labeled? ☑ Yes ☐ No Is well clean to bottom? ☑ Yes ☐ No
Is Prot. Casing/Surface Mount in Good Cond.? (not bent or corroded) ☑ Yes ☐ No
Does Weep Hole adequately drain well head? ☑ Yes ☐ No
Is Concrete Pad Intact? (not cracked or frost heaved) ☑ Yes ☐ No
Is Padlock Functional? ☑ Yes ☐ No ☐ NA Is Inner Casing Intact? ☑ Yes ☐ No
Is Inner Casing Properly Capped and Vented? ☑ Yes ☐ No
VOLUME OF WATER: Standing in well: ____ To be purged: ____

PURGE DATA:

METHOD: ☐ Bailer, Size: ____ ☑ Bladder Pump ☐ 2" Submersible Pump ☐ 4" Submersible Pump
☐ Centrifugal Pump ☐ Peristaltic Pump ☐ Inertial Lift Pump ☐ Other: ____

MATERIALS: Pump/Bailer: ☐ Teflon® ☑ Stainless Steel ☐ PVC ☐ Other: ____
Tubing/Rope: ☑ Teflon® ☑ Polyethylene ☐ Polypropylene ☐ Other: ____

Pumping Rate: 250 mL/min Elapsed Time: 30 min Volume Pumped: 2.8 gal
Was well Evacuated? ☐ Yes ☑ No Number of Well Volumes Removed: ____
PURGING EQUIPMENT: ☐ Dedicated ☑ Prepared Off-Site ☐ Field Cleaned

SAMPLING DATA:

METHOD: ☐ Bailer, Size: ____ ☑ Bladder Pump ☐ 2" Submersible Pump ☐ 4" Submersible Pump
☐ Syringe Sampler ☐ Peristaltic Pump ☐ Inertial Lift Pump ☐ Other: ____

MATERIALS: Pump/Bailer: ☑ Teflon® ☑ Stainless Steel
Tubing/Rope: ☑ Teflon® ☑ Polyethylene

SAMPLING EQUIPMENT: ☐ Dedicated ☑ Prepared Off-Site ☐ Field Cleaned
Metals samples field filtered? ☐ Yes ☑ No Method: ____
APPEARANCE: ☑ Clear ☐ Turbid ☐ Color: ____ ☐ Contains Immiscible Liquid
FIELD DETERMINATIONS: See attached form for field parameter data.

DUP : ☑ No ☐ Yes Name: ____
MS/MSD : ☐ No ☑ Yes Name: MW-10S-20221219 (MS/MSD)

I certify that this sample was collected and handled in accordance with applicable regulatory and project protocols.

Signature: ____ Date: 12/19/22

Brown AND Caldwell

2 Park Way, Upper Saddle River, NJ 07458
Phone: (201) 574-4700 Fax: (201) 236-1607

NJ FIELD LAB ID# 02023
LOW-FLOW GROUNDWATER FIELD DATA SHEET

Project Name:	Patchogue	Project Number:	153021
Client:	BC	Date:	12/19/21
Personnel:	MGM / AFW	Well ID:	MW-8S
Purge/Sample Depth:	~7.25	Sample ID:	MW-8S-2021 12 19

Actual Time	Certified Parameters pH	Temp (°C)	Cond (mS/cm)	DO (mg/L)	Turbidity (NTU)	ORP (mV)	DTW (ft)	Pumping Rate (mL/min)	Comments
1417	6.59	10.67	0.485	3.74	77.4	7	0.80	250	
1420	6.39	11.54	0.477	1.34	76.7	6	0.77		
1423	6.38	11.90	0.480	1.02	52.2	-1	0.76		
1426	6.37	12.26	0.484	0.75	38.5	-13	0.77		
1429	6.39	12.39	0.486	0.70	32.2	-16	0.77		
1432	6.46	12.51	0.488	0.66	28.9	-21	0.75		
1435	6.41	12.55	0.489	0.64	25.7	-24	0.77		
1438	6.42	12.55	0.489	0.62	21.2	-27	0.79		
1441	6.43	12.46	0.490	0.58	20.5	-28	0.76		
1444	6.42	12.41	0.490	0.58	18.1	-29	0.79		
1447	6.42	12.37	0.490	0.58	17.6	-30	0.80		
1450		Collect	MW-8S-2021 12 19						

12/19

Certified Sample Information:
Time of Sample: 1450

Analyst Signature:

Instrument Data:
Manufacturer/Model: Horiba - U52
Serial No. Unit: SPNFADPN
Serial No. Handheld: SBTLBMMP
Calibration Date/Time: 12/19/21 1225

Are low-flow parameters subject to field lab certification? ☐ Yes ☑ No (not required for CERCLA sites or sites outside of NJ)

If yes, low-flow data must be accompanied by a completed "Field Calibration Record, Horiba U-52" form or equivalent.

Brown AND Caldwell

Upper Saddle River, NJ Office

LOW-FLOW GROUNDWATER SAMPLING FIELD DATA

Well Number: MW-85
Sample I.D.: MW-85-2022 12 19 (If different from well no.)

Project: Patchogue
Personnel: MHM/AFV

Date: 12/19/22 Time: 1417
Weather: Sunny Air Temp.: 36

WELL DATA:

Casing Diameter: 6" ☐ Stainless Steel ☑ Steel ☐ PVC ☐ Teflon® ☐ Other: ____
Intake Diameter: 2" ☐ Stainless Steel ☐ Galv. Steel ☑ PVC ☐ Teflon® ☐ Open rock
DEPTH TO : Static Water Level: 0.60 ft Bottom of Well: 9.80 ft
DATUM: ☐ Top of Protective Casing ☑ Top of Well Casing ☐ Other:
CONDITION: Is Well clearly labeled? ☑ Yes ☐ No Is well clean to bottom? ☑ Yes ☐ No
Is Prot. Casing/Surface Mount in Good Cond.? (not bent or corroded) ☑ Yes ☐ No
Does Weep Hole adequately drain well head? ☑ Yes ☐ No
Is Concrete Pad Intact? (not cracked or frost heaved) ☑ Yes ☐ No
Is Padlock Functional? ☑ Yes ☐ No ☐ NA Is Inner Casing Intact? ☑ Yes ☐ No
Is Inner Casing Properly Capped and Vented? ☑ Yes ☐ No
VOLUME OF WATER: Standing in well: ____ To be purged: ____

PURGE DATA:

METHOD: ☐ Bailer, Size: ____ ☑ Bladder Pump ☐ 2" Submersible Pump ☐ 4" Submersible Pump
☐ Centrifugal Pump ☐ Peristaltic Pump ☐ Inertial Lift Pump ☐ Other: ____

MATERIALS: Pump/Bailer: ☐ Teflon® ☑ Stainless Steel ☐ PVC ☐ Other: ____
Tubing/Rope: ☐ Teflon® ☑ Polyethylene ☐ Polypropylene ☐ Other: ____

Pumping Rate: 250 mL/min Elapsed Time: 30 min Volume Pumped: 2.5 gal
Was well Evacuated? ☐ Yes ☑ No Number of Well Volumes Removed: ____
PURGING EQUIPMENT: ☐ Dedicated ☐ Prepared Off-Site ☑ Field Cleaned

SAMPLING DATA:

METHOD: ☐ Bailer, Size: ____ ☑ Bladder Pump ☐ 2" Submersible Pump ☐ 4" Submersible Pump
☐ Syringe Sampler ☐ Peristaltic Pump ☐ Inertial Lift Pump ☐ Other: ____

MATERIALS: Pump/Bailer: ☐ Teflon® ☑ Stainless Steel
Tubing/Rope: ☐ Teflon® ☑ Polyethylene

SAMPLING EQUIPMENT: ☐ Dedicated ☐ Prepared Off-Site ☑ Field Cleaned
Metals samples field filtered? ☐ Yes ☑ No Method: ____
APPEARANCE: ☑ Clear ☐ Turbid ☐ Color: ____ ☐ Contains Immiscible Liquid
FIELD DETERMINATIONS: See attached form for field parameter data.

DUP : ☑ No ☐ Yes Name: ____
MS/MSD : ☑ No ☐ Yes Name: ____

I certify that this sample was collected and handled in accordance with applicable regulatory and project protocols.

Signature: ____ Date: 12/19/22

Brown AND Caldwell

2 Park Way, Upper Saddle River, NJ 07458
Phone: (201) 574-4700 Fax: (201) 236-1607

NJ FIELD LAB ID# 02023
LOW-FLOW GROUNDWATER FIELD DATA SHEET

Project Name:	Patchogue	Project Number:	153021
Client:	BC	Date:	12/20/22
Personnel:	MHM / AFV	Well ID:	MW-75
Purge/Sample Depth:	~10	Sample ID:	MW-75-20221220

Actual Time	Certified Parameters					ORP (mV)	DTW (ft)	Pumping Rate (mL/min)	Comments
	pH	Temp (°C)	Cond (mS/cm)	DO (mg/L)	Turbidity (NTU)				
0827	6.91	12.58	0.665	9.99	428	78	4.50	200	
0830	6.57	12.03	0.679	8.49	230	-3	4.50		
0833	6.63	11.95	0.679	7.99	189	-32	4.50		
0836	6.75	11.88	0.679	7.48	141	-61	4.50		
0839	6.80	11.84	0.680	7.02	112	-77	4.50		
0842	6.84	11.79	0.680	6.53	87.2	-94	4.50		
0845	6.83	11.76	0.681	6.21	65.9	-101	4.50		
0848	6.88	11.73	0.680	6.00	57.8	-104	4.50		
0851	6.90	11.72	0.681	5.54	41.8	-113	4.50		
0854	6.87	11.74	0.682	5.41	43.2	-116	4.50		
0857	6.88	11.72	0.681	5.28	38.2	-119	4.50		
0900		Collect	MW-75-20221220						

Certified Sample Information:
Time of Sample: 0900 Analyst Signature:

Instrument Data:
Manufacturer/Model: Horiba U52
Serial No. Unit: SPNFADPN Serial No. Handheld: SBTLBMMP
Calibration Date/Time: 12/20/22 0820

Are low-flow parameters subject to field lab certification? ☐ Yes ☑ No (not required for CERCLA sites or sites outside of NJ)

If yes, low-flow data must be accompanied by a completed "Field Calibration Record, Horiba U-52" form or equivalent.

Brown AND Caldwell

Upper Saddle River, NJ Office

LOW-FLOW GROUNDWATER SAMPLING FIELD DATA

Well Number: MW-7S

Sample I.D.: MW-7S-20221220 (If different from well no.)

Project: Patchogue

Personnel: MLM / AFW

Date: 12/20/22 Time: 0827

Weather: Sunny Air Temp.: 34

WELL DATA:

Casing Diameter: 4" ☐ Stainless Steel ☑ Steel ☐ PVC ☐ Teflon® ☐ Other: ____

Intake Diameter: 2" ☐ Stainless Steel ☐ Galv. Steel ☑ PVC ☐ Teflon® ☐ Open rock

DEPTH TO : Static Water Level: 4.23 ft Bottom of Well: 12.45 ft

DATUM: ☐ Top of Protective Casing ☑ Top of Well Casing ☐ Other:

CONDITION: Is Well clearly labeled? ☐ Yes ☐ No Is well clean to bottom? ☑ Yes ☐ No

Is Prot. Casing/Surface Mount in Good Cond.? (not bent or corroded) ☑ Yes ☐ No

Does Weep Hole adequately drain well head? ☑ Yes ☐ No

Is Concrete Pad Intact? (not cracked or frost heaved) ☑ Yes ☐ No

Is Padlock Functional? ☑ Yes ☐ No ☐ NA Is Inner Casing Intact? ☑ Yes ☐ No

Is Inner Casing Properly Capped and Vented? ☑ Yes ☐ No

VOLUME OF WATER: Standing in well: ____ To be purged: ____

PURGE DATA:

METHOD: ☐ Bailer, Size: ____ ☑ Bladder Pump ☐ 2" Submersible Pump ☐ 4" Submersible Pump ☐ Centrifugal Pump ☐ Peristaltic Pump ☐ Inertial Lift Pump ☐ Other: ____

MATERIALS: Pump/Bailer: ☐ Teflon® ☑ Stainless Steel ☐ PVC ☐ Other: ____ Tubing/Rope: ☑ Teflon® ☑ Polyethylene ☐ Polypropylene ☐ Other: ____

Pumping Rate: 200 ml/min Elapsed Time: 30 min Volume Pumped: 2.0 gal

Was well Evacuated? ☐ Yes ☑ No Number of Well Volumes Removed: ____

PURGING EQUIPMENT: ☐ Dedicated ☐ Prepared Off-Site ☑ Field Cleaned

SAMPLING DATA:

METHOD: ☐ Bailer, Size: ____ ☑ Bladder Pump ☐ 2" Submersible Pump ☐ 4" Submersible Pump ☐ Syringe Sampler ☐ Peristaltic Pump ☐ Inertial Lift Pump ☐ Other: ____

MATERIALS: Pump/Bailer: ☐ Teflon® ☑ Stainless Steel Tubing/Rope: ☑ Teflon® ☑ Polyethylene

SAMPLING EQUIPMENT: ☐ Dedicated ☐ Prepared Off-Site ☑ Field Cleaned

Metals samples field filtered? ☐ Yes ☑ No Method: ____

APPEARANCE: ☑ Clear ☐ Turbid ☐ Color: ____ ☐ Contains Immiscible Liquid

FIELD DETERMINATIONS: See attached form for field parameter data.

DUP : ☑ No ☐ Yes Name: ____

MS/MSD : ☑ No ☐ Yes Name: ____

I certify that this sample was collected and handled in accordance with applicable regulatory and project protocols.

Signature: ____ Date: 12/20/22

Brown AND Caldwell

2 Park Way, Upper Saddle River, NJ 07458
Phone: (201) 574-4700 Fax: (201) 236-1607

NJ FIELD LAB ID# 02023
LOW-FLOW GROUNDWATER FIELD DATA SHEET

Project Name:	PAL Chogie	Project Number:	153027
Client:	BC	Date:	12/20/22
Personnel:	MHM / AEW	Well ID:	MW-14S
Purge/Sample Depth:	~10'	Sample ID:	MW-14S-20221220

Actual Time	Certified Parameters pH	Temp (°C)	Cond (mS/cm)	DO (mg/L)	Turbidity (NTU)	ORP (mV)	DTW (ft)	Pumping Rate (mL/min)	Comments
0914	6.74	10.71	0.503	4.35	18.9	-89	0.69	250	
0917	6.72	10.92	0.503	3.30	20.2	-81	0.75		
0920	6.70	11.17	0.503	2.25	22.3	-73	1.00		
0923	6.71	11.07	0.501	2.06	18.0	-66	1.00		
0926	6.68	11.04	0.501	1.99	15.9	-61	1.00		
0929	6.67	11.05	0.502	1.74	11.6	-52	1.00		
0932	6.68	11.04	0.504	1.62	9.9	-50	1.00		
0935	6.69	11.03	0.504	1.57	8.5	-47	1.00		
0938	6.68	11.04	0.505	1.57	7.2	-43	1.00		
0941	6.68	11.04	0.505	1.56	6.3	-39	1.00		
0944	6.64	11.07	0.505	1.28	6.2	-34	1.02		
0947		Collect	MW-14S-20221220						

MHM 12/20

Certified Sample Information: MHM 12/20
Time of Sample: ~~0900~~ 0947 Analyst Signature:

Instrument Data:
Manufacturer/Model: Horiba-U52
Serial No. Unit: 5PNEADPN Serial No. Handheld: SBTLBMMP
Calibration Date/Time: 12/20/22 0820

Are low-flow parameters subject to field lab certification? ☐ Yes ☑ No (not required for CERCLA sites or sites outside of NJ)

If yes, low-flow data must be accompanied by a completed "Field Calibration Record, Horiba U-52" form or equivalent.

Brown AND Caldwell

Upper Saddle River, NJ Office

LOW-FLOW GROUNDWATER SAMPLING FIELD DATA

Well Number: MW-14S
Sample I.D.: MW-14S - 20221220 (if different from well no.)

Project: Patchogue
Personnel: MWM / AFW

Date: 12/20/22 Time: 0914
Weather: Sunny Air Temp.: 34

WELL DATA:

Casing Diameter: 4" ☐ Stainless Steel ☑ Steel ☐ PVC ☐ Teflon® ☐ Other: ____
Intake Diameter: 2" ☐ Stainless Steel ☐ Galv. Steel ☑ PVC ☐ Teflon® ☐ Open rock
DEPTH TO : Static Water Level: 0.82 ft Bottom of Well: 12.65 ft
DATUM: ☐ Top of Protective Casing ☑ Top of Well Casing ☐ Other:
CONDITION: Is Well clearly labeled? ☑ Yes ☐ No Is well clean to bottom? ☑ Yes ☐ No
Is Prot. Casing/Surface Mount in Good Cond.? (not bent or corroded) ☑ Yes ☐ No
Does Weep Hole adequately drain well head? ☑ Yes ☐ No
Is Concrete Pad Intact? (not cracked or frost heaved) ☑ Yes ☐ No
Is Padlock Functional? ☑ Yes ☐ No ☐ NA Is Inner Casing Intact? ☑ Yes ☐ No
Is Inner Casing Properly Capped and Vented? ☑ Yes ☐ No
VOLUME OF WATER: Standing in well: ____ To be purged: ____

PURGE DATA:

METHOD: ☐ Bailer, Size: ____ ☑ Bladder Pump ☐ 2" Submersible Pump ☐ 4" Submersible Pump
☐ Centrifugal Pump ☐ Peristaltic Pump ☐ Inertial Lift Pump ☐ Other: ____

MATERIALS: Pump/Bailer: ☐ Teflon® ☑ Stainless Steel ☐ PVC ☐ Other: ____
Tubing/Rope: ☑ Teflon® ☐ Polyethylene ☐ Polypropylene ☐ Other: ____

Pumping Rate: 250 mL/min Elapsed Time: 30 min Volume Pumped: 2.5 gal
Was well Evacuated? ☐ Yes ☒ No Number of Well Volumes Removed: ____
PURGING EQUIPMENT: ☐ Dedicated ☐ Prepared Off-Site ☑ Field Cleaned

SAMPLING DATA:

METHOD: ☐ Bailer, Size: ____ ☑ Bladder Pump ☐ 2" Submersible Pump ☐ 4" Submersible Pump
☐ Syringe Sampler ☐ Peristaltic Pump ☐ Inertial Lift Pump ☐ Other: ____

MATERIALS: Pump/Bailer: ☐ Teflon® ☑ Stainless Steel
Tubing/Rope: ☑ Teflon® ☐ Polyethylene

SAMPLING EQUIPMENT: ☐ Dedicated ☐ Prepared Off-Site ☑ Field Cleaned
Metals samples field filtered? ☐ Yes ☑ No Method: ____
APPEARANCE: ☑ Clear ☐ Turbid ☐ Color: ____ ☐ Contains Immiscible Liquid
FIELD DETERMINATIONS: See attached form for field parameter data.

DUP : ☑ No ☐ Yes Name: ____
MS/MSD: ☑ No ☐ Yes Name: ____

I certify that this sample was collected and handled in accordance with applicable regulatory and project protocols.

Signature: ____ Date: 12/20/22

Brown AND Caldwell

2 Park Way, Upper Saddle River, NJ 07458
Phone: (201) 574-4700 Fax: (201) 236-1607

NJ FIELD LAB ID# 02023
LOW-FLOW GROUNDWATER FIELD DATA SHEET

Project Name:	DAtchogue	Project Number:	153021
Client:	Bc	Date:	12/20/22
Personnel:	MHM / AFV	Well ID:	Mw-125
Purge/Sample Depth:	~11.25	Sample ID:	MW-125-20221220

Actual Time	Certified Parameters pH	Temp (°C)	Cond (mS/cm)	DO (mg/L)	Turbidity (NTU)	ORP (mV)	DTW (ft)	Pumping Rate (mL/min)	Comments
1015	6.54	12.33	0.418	5.13	35.6	12	1.42	200	
1018	6.54	13.18	0.433	1.90	42.6	7	1.46		
1021	6.59	13.61	0.422	1.77	44.7	5	1.44		
1024	6.55	13.99	0.447	1.53	38.7	4	1.47		
1027	6.56	14.12	0.446	1.45	28.2	2	1.46		
1030	6.56	14.30	0.445	1.31	19.8	-1	1.45		
1033	6.57	14.45	0.445	1.13	11.2	-6	1.56		
1036	6.58	14.53	0.447	0.85	7.2	-10	1.50		
1039	6.62	14.59	0.449	0.79	6.1	-12	1.51		
1042	6.64	14.61	0.450	0.72	5.6	-13	1.49		
1045	6.60	14.62	0.451	0.70	4.4	-14	1.52		
1048	Collect	MW-125-20221220							

Certified Sample Information:
Time of Sample: 1048
Analyst Signature:

Instrument Data:
Manufacturer/Model: HoNba-U52
Serial No. Unit: SPN FADPN
Serial No. Handheld: SBTLBMMP
Calibration Date/Time: 12/20/22 0820

Are low-flow parameters subject to field lab certification? ☐ Yes ☑ No (not required for CERCLA sites or sites outside of NJ)

If yes, low-flow data must be accompanied by a completed "Field Calibration Record, Horiba U-52" form or equivalent.

Brown AND Caldwell

Upper Saddle River, NJ Office

LOW-FLOW GROUNDWATER SAMPLING FIELD DATA

Well Number: MW-12S

Sample I.D.: MW-12S-2021 1220 (if different from well no.)

Project:

Personnel: MUM / AFV

Date: 12/20/21 Time: 1015

Weather: SUNNY Air Temp.: 34

WELL DATA:

Casing Diameter: 6" ☐ Stainless Steel ☑ Steel ☐ PVC ☐ Teflon® ☐ Other: ____

Intake Diameter: 2" ☐ Stainless Steel ☐ Galv. Steel ☑ PVC ☐ Teflon® ☐ Open rock

DEPTH TO : Static Water Level: 1.37 ft Bottom of Well: 13.93 ft

DATUM: ☐ Top of Protective Casing ☑ Top of Well Casing ☐ Other:

CONDITION: Is Well clearly labeled? ☑ Yes ☐ No Is well clean to bottom? ☑ Yes ☐ No

Is Prot. Casing/Surface Mount in Good Cond.? (not bent or corroded) ☑ Yes ☐ No

Does Weep Hole adequately drain well head? ☑ Yes ☐ No

Is Concrete Pad Intact? (not cracked or frost heaved) ☑ Yes ☐ No

Is Padlock Functional? ☑ Yes ☐ No ☐ NA Is Inner Casing Intact? ☑ Yes ☐ No

Is Inner Casing Properly Capped and Vented? ☑ Yes ☐ No

VOLUME OF WATER: Standing in well: ____ To be purged: ____

PURGE DATA:

METHOD: ☐ Bailer, Size: ____ ☑ Bladder Pump ☐ 2" Submersible Pump ☐ 4" Submersible Pump ☐ Centrifugal Pump ☐ Peristaltic Pump ☐ Inertial Lift Pump ☐ Other: ____

MATERIALS: Pump/Bailer: ☐ Teflon® ☑ Stainless Steel ☐ PVC ☐ Other: ____ Tubing/Rope: ☐ Teflon® ☑ Polyethylene ☐ Polypropylene ☐ Other: ____

Pumping Rate: 200 ml/min Elapsed Time: 30 min Volume Pumped: 2.0 gal

Was well Evacuated? ☐ Yes ☑ No Number of Well Volumes Removed: ____

PURGING EQUIPMENT: ☐ Dedicated ☐ Prepared Off-Site ☑ Field Cleaned

SAMPLING DATA:

METHOD: ☐ Bailer, Size: ____ ☑ Bladder Pump ☐ 2" Submersible Pump ☐ 4" Submersible Pump ☐ Syringe Sampler ☐ Peristaltic Pump ☐ Inertial Lift Pump ☐ Other: ____

MATERIALS: Pump/Bailer: ☐ Teflon® ☑ Stainless Steel Tubing/Rope: ☐ Teflon® ☑ Polyethylene

SAMPLING EQUIPMENT: ☐ Dedicated ☐ Prepared Off-Site ☑ Field Cleaned

Metals samples field filtered? ☐ Yes ☑ No Method: ____

APPEARANCE: ☑ Clear ☐ Turbid ☐ Color: ____ ☐ Contains Immiscible Liquid

FIELD DETERMINATIONS: See attached form for field parameter data.

DUP : ☑ No ☐ Yes Name: ____

MS/MSD : ☑ No ☐ Yes Name: ____

I certify that this sample was collected and handled in accordance with applicable regulatory and project protocols.

Signature: ____ Date: 12/20/21

Brown AND Caldwell

2 Park Way, Upper Saddle River, NJ 07458
Phone: (201) 574-4700 Fax: (201) 236-1607

NJ FIELD LAB ID# 02023
LOW-FLOW GROUNDWATER FIELD DATA SHEET

Project Name:	Patchogue	Project Number:	153021
Client:	BC	Date:	12/20/22
Personnel:	MHM/JFV	Well ID:	MW-12D
Purge/Sample Depth:	~ 21.2	Sample ID:	MW-12D-20221220

Actual Time	Certified Parameters pH	Temp (°C)	Cond (mS/cm)	DO (mg/L)	Turbidity (NTU)	ORP (mV)	DTW (ft)	Pumping Rate (mL/min)	Comments
1052	5.92	13.45	0.446	10.16	8.5	32	1.34	225	
1055	5.29	13.94	0.461	7.17	2.5	94	1.33		
1058	5.17	13.49	0.462	6.93	1.3	109	1.33		
1101	5.12	14.05	0.463	6.50	1.8	115	1.33		
1104	5.09	14.10	0.463	6.00	1.2	127	1.33		
1107	5.07	14.12	0.432	5.12	1.1	131	1.35		
1110	5.07	14.14	0.464	4.15	0.9	135	1.38		
1113	5.06	14.13	0.432	3.72	0.8	137	1.42		
1116	5.04	14.13	0.464	3.46	0.7	138	1.40		
1119	4.99	14.18	0.465	3.26	0.8	139	1.43		
1122	5.00	14.15	0.469	3.30	0.7	140	1.45		
1125	Collect	MW-12D-20221220							

Certified Sample Information:
Time of Sample: 1125
Analyst Signature: [illegible]

Instrument Data:
Manufacturer/Model: Horiba-U52
Serial No. Unit: SPNFADPN
Serial No. Handheld: JBTLBMMP
Calibration Date/Time: 12/20/22 0820

Are low-flow parameters subject to field lab certification? ☐ Yes ☑ No (not required for CERCLA sites or sites outside of NJ)

If yes, low-flow data must be accompanied by a completed "Field Calibration Record, Horiba U-52" form or equivalent.

Brown AND Caldwell

Upper Saddle River, NJ Office

LOW-FLOW GROUNDWATER SAMPLING FIELD DATA

Well Number: MW-12D

Sample I.D.: MW-12D - 2022 12 20 (if different from well no.)

Project:

Personnel: MLM/AFV

Date: 12/20/22 Time: 1052

Weather: Sunny Air Temp.: 34

WELL DATA:

Casing Diameter: 6 ☐ Stainless Steel ☑ Steel ☐ PVC ☐ Teflon® ☐ Other: ____

Intake Diameter: 2 ☐ Stainless Steel ☐ Galv. Steel ☑ PVC ☐ Teflon® ☐ Open rock

DEPTH TO : Static Water Level: 1.27 ft Bottom of Well: 23.90 ft

DATUM: ☐ Top of Protective Casing ☑ Top of Well Casing ☐ Other:

CONDITION: Is Well clearly labeled? ☑ Yes ☐ No Is well clean to bottom? ☑ Yes ☐ No

Is Prot. Casing/Surface Mount in Good Cond.? (not bent or corroded) ☑ Yes ☐ No

Does Weep Hole adequately drain well head? ☐ Yes ☐ No

Is Concrete Pad Intact? (not cracked or frost heaved) ☑ Yes ☐ No

Is Padlock Functional? ☐ Yes ☐ No ☐ NA Is Inner Casing Intact? ☑ Yes ☐ No

Is Inner Casing Properly Capped and Vented? ☑ Yes ☐ No

VOLUME OF WATER: Standing in well: ____ To be purged: ____

PURGE DATA:

METHOD: ☐ Bailer, Size: ____ ☑ Bladder Pump ☐ 2" Submersible Pump ☐ 4" Submersible Pump ☐ Centrifugal Pump ☐ Peristaltic Pump ☐ Inertial Lift Pump ☐ Other: ____

MATERIALS: Pump/Bailer: ☐ Teflon® ☑ Stainless Steel ☐ PVC ☐ Other: ____ Tubing/Rope: ☑ Teflon® ☑ Polyethylene ☐ Polypropylene ☐ Other: ____

Pumping Rate: 225 mL/m Elapsed Time: 30 min Volume Pumped: 2.25 gal

Was well Evacuated? ☐ Yes ☐ No Number of Well Volumes Removed: ____

PURGING EQUIPMENT: ☐ Dedicated ☐ Prepared Off-Site ☑ Field Cleaned

SAMPLING DATA:

METHOD: ☐ Bailer, Size: ____ ☑ Bladder Pump ☐ 2" Submersible Pump ☐ 4" Submersible Pump ☐ Syringe Sampler ☐ Peristaltic Pump ☐ Inertial Lift Pump ☐ Other: ____

MATERIALS: Pump/Bailer: ☐ Teflon® ☑ Stainless Steel Tubing/Rope: ☑ Teflon® ☑ Polyethylene

SAMPLING EQUIPMENT: ☐ Dedicated ☐ Prepared Off-Site ☑ Field Cleaned

Metals samples field filtered? ☐ Yes ☑ No Method: ____

APPEARANCE: ☑ Clear ☐ Turbid ☐ Color: ____ ☐ Contains Immiscible Liquid

FIELD DETERMINATIONS: See attached form for field parameter data.

DUP : ☑ No ☐ Yes Name: ____

MS/MSD : ☑ No ☐ Yes Name: ____

I certify that this sample was collected and handled in accordance with applicable regulatory and project protocols.

Signature: ____ Date: 12/20/22

Brown AND Caldwell

2 Park Way, Upper Saddle River, NJ 07458
Phone: (201) 574-4700 Fax: (201) 236-1607

NJ FIELD LAB ID# 02023
LOW-FLOW GROUNDWATER FIELD DATA SHEET

Project Name:	PALchogue	Project Number:	153021
Client:	BC	Date:	12/20/12
Personnel:	MLM/AFr	Well ID:	MW-11S
Purge/Sample Depth:	~11.2	Sample ID:	MW-11S-20221220

Actual Time	Certified Parameters pH	Temp (°C)	Cond (mS/cm)	DO (mg/L)	Turbidity (NTU)	ORP (mV)	DTW (ft)	Pumping Rate (mL/min)	Comments
1139	6.12	11.74	0.519	9.33	56.4	64	.80	250	
1142	6.45	12.35	0.523	8.49	65.7	6	0.79		
1145	6.49	12.47	0.523	8.11	77.1	-9	0.79		
1148	6.52	12.59	0.525	7.32	77.4	-21	0.78		
1151	6.57	12.78	0.526	6.64	78.9	-44	0.78		
1154	6.58	12.79	0.529	6.23	59.7	-51	0.79		
1157	6.58	12.79	0.531	5.89	49.1	-59	0.80		
1200	6.59	12.79	0.532	5.38	43.1	-65	0.79		
1203	6.62	11.86	0.537	5.02	37.2	-68	0.80		
1206	6.68	12.81	0.546	4.78	32.9	-71	0.79		
1209	6.72	12.81	0.546	4.35	29.4	-73	0.81		
1212		Collect		MW-11S-20221220					

12/20

Certified Sample Information:
Time of Sample: 1212
Analyst Signature:

Instrument Data:
Manufacturer/Model: Horiba-U52
Serial No. Unit: SPWFAD DN
Serial No. Handheld: SBTLBMMP
Calibration Date/Time: 12/20/12 0820

Are low-flow parameters subject to field lab certification? ☐ Yes ☑ No (not required for CERCLA sites or sites outside of NJ)

If yes, low-flow data must be accompanied by a completed "Field Calibration Record, Horiba U-52" form or equivalent.

Brown AND Caldwell

Upper Saddle River, NJ Office

LOW-FLOW GROUNDWATER SAMPLING FIELD DATA

Well Number: MW-11S
Sample I.D.: MW-11S-20221220 (if different from well no.)

Project: DALchogue
Personnel: MHM / AFV

Date: 12/20/22 Time: 1139
Weather: Sunny Air Temp.: 34

WELL DATA:

Casing Diameter: 6" ☐ Stainless Steel ☑ Steel ☐ PVC ☐ Teflon® ☐ Other: ____
Intake Diameter: 2" ☐ Stainless Steel ☐ Galv. Steel ☑ PVC ☐ Teflon® ☐ Open rock
DEPTH TO : Static Water Level: 0.72 ft Bottom of Well: 13.70 ft
DATUM: ☐ Top of Protective Casing ☑ Top of Well Casing ☐ Other:
CONDITION: Is Well clearly labeled? ☑ Yes ☐ No Is well clean to bottom? ☑ Yes ☐ No
Is Prot. Casing/Surface Mount in Good Cond.? (not bent or corroded) ☑ Yes ☐ No
Does Weep Hole adequately drain well head? ☑ Yes ☐ No
Is Concrete Pad Intact? (not cracked or frost heaved) ☑ Yes ☐ No
Is Padlock Functional? ☑ Yes ☐ No ☐ NA Is Inner Casing Intact? ☑ Yes ☐ No
Is Inner Casing Properly Capped and Vented? ☑ Yes ☐ No
VOLUME OF WATER: Standing in well: ____ To be purged: ____

PURGE DATA:

METHOD: ☐ Bailer, Size: ____ ☑ Bladder Pump ☐ 2" Submersible Pump ☐ 4" Submersible Pump
☐ Centrifugal Pump ☐ Peristaltic Pump ☐ Inertial Lift Pump ☐ Other: ____

MATERIALS: Pump/Bailer: ☐ Teflon® ☑ Stainless Steel ☐ PVC ☐ Other: ____
Tubing/Rope: ☐ Teflon® ☑ Polyethylene ☐ Polypropylene ☐ Other: ____

Pumping Rate: 250 mL/min Elapsed Time: 30 min Volume Pumped: 2.5 gal
Was well Evacuated? ☐ Yes ☑ No Number of Well Volumes Removed: ____
PURGING EQUIPMENT: ☐ Dedicated ☐ Prepared Off-Site ☑ Field Cleaned

SAMPLING DATA:

METHOD: ☐ Bailer, Size: ____ ☑ Bladder Pump ☐ 2" Submersible Pump ☐ 4" Submersible Pump
☐ Syringe Sampler ☐ Peristaltic Pump ☐ Inertial Lift Pump ☐ Other: ____

MATERIALS: Pump/Bailer: ☐ Teflon® ☑ Stainless Steel
Tubing/Rope: ☐ Teflon® ☑ Polyethylene

SAMPLING EQUIPMENT: ☐ Dedicated ☐ Prepared Off-Site ☑ Field Cleaned
Metals samples field filtered? ☐ Yes ☑ No Method: ____
APPEARANCE: ☑ Clear ☐ Turbid ☐ Color: ____ ☐ Contains Immiscible Liquid
FIELD DETERMINATIONS: See attached form for field parameter data.

DUP : ☑ No ☐ Yes Name: ____
MS/MSD: ☑ No ☐ Yes Name: ____

I certify that this sample was collected and handled in accordance with applicable regulatory and project protocols.

Signature: ____ Date: 12/20/22

Brown AND Caldwell

2 Park Way, Upper Saddle River, NJ 07458
Phone: (201) 574-4700 Fax: (201) 236-1607

NJ FIELD LAB ID# 02023
LOW-FLOW GROUNDWATER FIELD DATA SHEET

Project Name:	PATchogue	Project Number:	153021
Client:	BC	Date:	12/20/21
Personnel:	MKM MAFV	Well ID:	ML-45
Purge/Sample Depth:	~10	Sample ID:	ML-45 20221220

Actual Time	Certified Parameters pH	Temp (°C)	Cond (mS/cm)	DO (mg/L)	Turbidity (NTU)	ORP (mV)	DTW (ft)	Pumping Rate (mL/min)	Comments
1327	6.80	11.72	0.539	1.26	600	6	4.85	250	
1330	6.80	12.86	0.547	0.48	943	-23	4.87		
1333	6.82	13.37	0.550	0.72	644	-49	4.89		
1336	6.86	13.45	0.551	0.61	357	-60	4.91		
1339	6.90	13.59	0.552	0.53	194	-76	4.92		
1342	6.92	13.76	0.553	0.42	102	-80	4.93		
1345	6.94	13.82	0.553	0.34	69.5	-93	4.94		
1348	6.98	13.91	0.554	0.33	44.6	-160	4.95		
1351	6.94	13.96	0.554	0.31	38.6	-102	4.96		
1354	6.99	13.94	0.553	0.30	35.2	-164	4.95		
1357	6.92	13.92	0.553	0.29	32.9	-106	4.96		
1400	Collect		ML-45 20221220						

MKM 12/20/21

Certified Sample Information:
Time of Sample: 1400
Analyst Signature: [signature]

Instrument Data:
Manufacturer/Model: Horiba-U52
Serial No. Unit: SPNFADPN
Serial No. Handheld: SBTLBMMP
Calibration Date/Time: 12/20/21 0820

Are low-flow parameters subject to field lab certification? ☐ Yes ☑ No (not required for CERCLA sites or sites outside of NJ)

If yes, low-flow data must be accompanied by a completed "Field Calibration Record, Horiba U-52" form or equivalent.

Brown AND Caldwell

Upper Saddle River, NJ Office

LOW-FLOW GROUNDWATER SAMPLING FIELD DATA

Well Number: MW-4S

Sample I.D.: MW-4S-2612 (if different from well no.) 1220

Project: PASCHOGUE

Personnel: MHM / AFW

Date: 12/20/12 Time: 1327

Weather: SUNNY Air Temp.: 86

WELL DATA:

Casing Diameter: 4" ☐ Stainless Steel ☑ Steel ☐ PVC ☐ Teflon® ☐ Other: ____

Intake Diameter: 2" ☐ Stainless Steel ☐ Galv. Steel ☑ PVC ☐ Teflon® ☐ Open rock

DEPTH TO : Static Water Level: 4.66 ft Bottom of Well: ____ ft

DATUM: ☐ Top of Protective Casing ☑ Top of Well Casing ☐ Other:

CONDITION: Is Well clearly labeled? ☑ Yes ☐ No Is well clean to bottom? ☑ Yes ☐ No

Is Prot. Casing/Surface Mount in Good Cond.? (not bent or corroded) ☑ Yes ☐ No

Does Weep Hole adequately drain well head? ☑ Yes ☐ No

Is Concrete Pad Intact? (not cracked or frost heaved) ☑ Yes ☐ No

Is Padlock Functional? ☑ Yes ☐ No ☐ NA Is Inner Casing Intact? ☑ Yes ☐ No

Is Inner Casing Properly Capped and Vented? ☑ Yes ☐ No

VOLUME OF WATER: Standing in well: — To be purged: —

PURGE DATA:

METHOD: ☐ Bailer, Size: ____ ☑ Bladder Pump ☐ 2" Submersible Pump ☐ 4" Submersible Pump ☐ Centrifugal Pump ☐ Peristaltic Pump ☐ Inertial Lift Pump ☐ Other: ____

MATERIALS: Pump/Bailer: ☐ Teflon® ☑ Stainless Steel ☐ PVC ☐ Other: ____ Tubing/Rope: ☐ Teflon® ☑ Polyethylene ☐ Polypropylene ☐ Other: ____

Pumping Rate: 250 ml/min Elapsed Time: 30 min Volume Pumped: 2.5 gal

Was well Evacuated? ☐ Yes ☐ No Number of Well Volumes Removed: —

PURGING EQUIPMENT: ☐ Dedicated ☐ Prepared Off-Site ☑ Field Cleaned

SAMPLING DATA:

METHOD: ☐ Bailer, Size: ____ ☑ Bladder Pump ☐ 2" Submersible Pump ☐ 4" Submersible Pump ☐ Syringe Sampler ☐ Peristaltic Pump ☐ Inertial Lift Pump ☐ Other: ____

MATERIALS: Pump/Bailer: ☐ Teflon® ☑ Stainless Steel Tubing/Rope: ☐ Teflon® ☑ Polyethylene

SAMPLING EQUIPMENT: ☐ Dedicated ☐ Prepared Off-Site ☑ Field Cleaned

Metals samples field filtered? ☐ Yes ☑ No Method: ____

APPEARANCE: ☑ Clear ☐ Turbid ☐ Color: ____ ☐ Contains Immiscible Liquid

FIELD DETERMINATIONS: See attached form for field parameter data.

DUP : ☑ No ☐ Yes Name: ____

MS/MSD : ☑ No ☐ Yes Name: ____

I certify that this sample was collected and handled in accordance with applicable regulatory and project protocols.

Signature: ____ Date: 12/20/12

Brown AND Caldwell

2 Park Way, Upper Saddle River, NJ 07458
Phone: (201) 574-4700 Fax: (201) 236-1607

NJ FIELD LAB ID# 02023
LOW-FLOW GROUNDWATER FIELD DATA SHEET

Project Name:	PAtchogue	Project Number:	153021
Client:	BC	Date:	12/20/22
Personnel:	MHM / AH	Well ID:	MW-3
Purge/Sample Depth:	~8	Sample ID:	MW-3-20221220

Actual Time	Certified Parameters					ORP (mV)	DTW (ft)	Pumping Rate (mL/min)	Comments
	pH	Temp (°C)	Cond (mS/cm)	DO (mg/L)	Turbidity (NTU)				
1407	8.90	12.41	0.595	0.86	35.5	-189	1.80	250	
1410	9.14	12.43	0.592	0.39	9.0	-215	1.80		
1413	9.39	12.31	0.588	0.36	7.9	-224	1.80		
1416	9.56	12.26	0.584	0.32	6.3	-233	1.80		
1419	9.73	12.15	0.580	0.29	5.7	-246	1.80		
1422	9.81	12.48	0.579	0.76	5.5	-250	1.80		
1425	10.12	12.87	0.587	0.31	6.6	-267	1.80		
1428	10.39	12.75	0.601	0.28	6.6	-275	1.80		
1431	10.55	12.64	0.630	0.23	6.6	-281	1.80		
1434	10.75	12.55	0.651	0.18	6.6	-292	1.80		
1437	10.78	12.57	0.651	0.17	5.2	-293	1.80		
1440		Collect MW-3-20221220 + Dup							

12/20

Certified Sample Information:
Time of Sample: 1440

Analyst Signature:

Instrument Data:
Manufacturer/Model: Horiba - U52
Serial No. Unit: SPN FA0PN
Serial No. Handheld: SBTL BMMP
Calibration Date/Time: 12/20/22 0820

Are low-flow parameters subject to field lab certification? ☐ Yes ☐ No (not required for CERCLA sites or sites outside of NJ)

If yes, low-flow data must be accompanied by a completed "Field Calibration Record, Horiba U-52" form or equivalent.

Brown AND Caldwell

Upper Saddle River, NJ Office

LOW-FLOW GROUNDWATER SAMPLING FIELD DATA

Well Number: MW-3
Sample I.D.: MW-3-2022 1220 (if different from well no.)

Project: PAlchoque
Personnel: MHM / AFW

Date: 12/20/22 Time: 1407
Weather: Sunny Air Temp.: 40

WELL DATA:

Casing Diameter: 6" ☐ Stainless Steel ☑ Steel ☐ PVC ☐ Teflon® ☐ Other: ____
Intake Diameter: 2" ☐ Stainless Steel ☐ Galv. Steel ☑ PVC ☐ Teflon® ☐ Open rock
DEPTH TO : Static Water Level: 1.58 ft Bottom of Well: 10.10 ft
DATUM: ☐ Top of Protective Casing ☑ Top of Well Casing ☐ Other:
CONDITION: Is Well clearly labeled? ☑ Yes ☐ No Is well clean to bottom? ☑ Yes ☐ No
Is Prot. Casing/Surface Mount in Good Cond.? (not bent or corroded) ☑ Yes ☐ No
Does Weep Hole adequately drain well head? ☑ Yes ☐ No
Is Concrete Pad Intact? (not cracked or frost heaved) ☑ Yes ☐ No
Is Padlock Functional? ☐ Yes ☐ No ☐ NA Is Inner Casing Intact? ☑ Yes ☐ No
Is Inner Casing Properly Capped and Vented? ☑ Yes ☐ No
VOLUME OF WATER: Standing in well: ____ To be purged: ____

PURGE DATA:

METHOD: ☐ Bailer, Size: ____ ☑ Bladder Pump ☐ 2" Submersible Pump ☐ 4" Submersible Pump
☐ Centrifugal Pump ☐ Peristaltic Pump ☐ Inertial Lift Pump ☐ Other: ____

MATERIALS: Pump/Bailer: ☐ Teflon® ☑ Stainless Steel ☐ PVC ☐ Other: ____
Tubing/Rope: ☑ Teflon® ☑ Polyethylene ☐ Polypropylene ☐ Other: ____

Pumping Rate: 250 mL/min Elapsed Time: 30 min Volume Pumped: 25 gal
Was well Evacuated? ☐ Yes ☑ No Number of Well Volumes Removed: ____
PURGING EQUIPMENT: ☐ Dedicated ☐ Prepared Off-Site ☑ Field Cleaned

SAMPLING DATA:

METHOD: ☐ Bailer, Size: ____ ☑ Bladder Pump ☐ 2" Submersible Pump ☐ 4" Submersible Pump
☐ Syringe Sampler ☐ Peristaltic Pump ☐ Inertial Lift Pump ☐ Other: ____

MATERIALS: Pump/Bailer: ☐ Teflon® ☑ Stainless Steel
Tubing/Rope: ☑ Teflon® ☑ Polyethylene

SAMPLING EQUIPMENT: ☐ Dedicated ☐ Prepared Off-Site ☑ Field Cleaned
Metals samples field filtered? ☐ Yes ☑ No Method: ____
APPEARANCE: ☑ Clear ☐ Turbid ☐ Color: ____ ☐ Contains Immiscible Liquid
FIELD DETERMINATIONS: See attached form for field parameter data.

DUP : ☑ No ☐ Yes Name: Dup-2022 1220
MS/MSD : ☑ No ☐ Yes Name: ____

I certify that this sample was collected and handled in accordance with applicable regulatory and project protocols.

Signature: ____ Date: 12/20/22

Brown AND Caldwell

2 Park Way, Upper Saddle River, NJ 07458
Phone: (201) 574-4700 Fax: (201) 236-1607

NJ FIELD LAB ID# 02023
LOW-FLOW GROUNDWATER FIELD DATA SHEET

Project Name:	PAlchogue	Project Number:	153021
Client:	BC	Date:	12/20/22
Personnel:	MHM / AFV	Well ID:	MW-13S
Purge/Sample Depth:	~11	Sample ID:	MW-13S-20221220

Actual Time	Certified Parameters					ORP (mV)	DTW (ft)	Pumping Rate (mL/min)	Comments
	pH	Temp (°C)	Cond (mS/cm)	DO (mg/L)	Turbidity (NTU)				
1449	8.25	12.04	0.706	1.35	34.2	-213	1.20	250	
1452	8.06	12.30	0.710	0.44	18.2	-219	1.24		
1455	7.99	12.16	0.712	0.27	12.9	-231	1.25		
1458	8.01	12.45	0.710	0.25	12.4	-237	1.27		
1501	8.02	12.50	0.709	0.22	11.9	-243	1.30		
1504	8.03	12.49	0.704	0.21	11.2	-247	1.32		
1507	8.04	12.48	0.694	0.20	10.8	-253	1.36		
1510	8.06	12.46	0.675	0.19	10.6	-256	1.39		
1513	8.08	12.47	0.659	0.18	10.4	-261	1.41		
1516	8.10	12.49	0.629	0.17	10.3	-265	1.43		
1519	8.12	12.49	0.601	0.16	10.2	-270	1.45		
1522		Collect MW-13S-20221220							

Certified Sample Information:
Time of Sample: 1522
Analyst Signature:

Instrument Data:
Manufacturer/Model: Horiba U52
Serial No. Unit: 3PNFADPN
Serial No. Handheld: SBTLBMMP
Calibration Date/Time: 12/20/22 0820

Are low-flow parameters subject to field lab certification? ☐ Yes ☑ No (not required for CERCLA sites or sites outside of NJ)

If yes, low-flow data must be accompanied by a completed "Field Calibration Record, Horiba U-52" form or equivalent.

Brown AND Caldwell

Upper Saddle River, NJ Office

LOW-FLOW GROUNDWATER SAMPLING FIELD DATA

Well Number: MW-13S
Sample I.D.: MW-13S-2021 1220 (If different from well no.)

Project: Patchogue
Personnel: MHM/AR

Date: 12/20/21 Time: 1149
Weather: Sunny Air Temp.: 40

WELL DATA:

Casing Diameter: 6" ☐ Stainless Steel ☑ Steel ☐ PVC ☐ Teflon® ☐ Other: ____
Intake Diameter: 2" ☐ Stainless Steel ☐ Galv. Steel ☑ PVC ☐ Teflon® ☐ Open rock
DEPTH TO : Static Water Level: 1.28 ft Bottom of Well: 13.30 ft
DATUM: ☐ Top of Protective Casing ☑ Top of Well Casing ☐ Other:
CONDITION: Is Well clearly labeled? ☑ Yes ☐ No Is well clean to bottom? ☑ Yes ☐ No
Is Prot. Casing/Surface Mount in Good Cond.? (not bent or corroded) ☑ Yes ☐ No
Does Weep Hole adequately drain well head? ☑ Yes ☐ No
Is Concrete Pad Intact? (not cracked or frost heaved) ☑ Yes ☐ No
Is Padlock Functional? ☑ Yes ☐ No ☐ NA Is Inner Casing Intact? ☑ Yes ☐ No
Is Inner Casing Properly Capped and Vented? ☑ Yes ☐ No
VOLUME OF WATER: Standing in well: ____ To be purged: ____

PURGE DATA:

METHOD: ☐ Bailer, Size: ____ ☑ Bladder Pump ☐ 2" Submersible Pump ☐ 4" Submersible Pump
☐ Centrifugal Pump ☐ Peristaltic Pump ☐ Inertial Lift Pump ☐ Other: ____

MATERIALS: Pump/Bailer: ☐ Teflon® ☑ Stainless Steel ☐ PVC ☐ Other: ____
Tubing/Rope: ☐ Teflon® ☑ Polyethylene ☐ Polypropylene ☐ Other: ____

Pumping Rate: 250 ml/min Elapsed Time: 30 min Volume Pumped: 25 gal
Was well Evacuated? ☐ Yes ☐ No Number of Well Volumes Removed: ____
PURGING EQUIPMENT: ☐ Dedicated ☐ Prepared Off-Site ☑ Field Cleaned

SAMPLING DATA:

METHOD: ☐ Bailer, Size: ____ ☑ Bladder Pump ☐ 2" Submersible Pump ☐ 4" Submersible Pump
☐ Syringe Sampler ☐ Peristaltic Pump ☐ Inertial Lift Pump ☐ Other: ____

MATERIALS: Pump/Bailer: ☐ Teflon® ☑ Stainless Steel
Tubing/Rope: ☐ Teflon® ☑ Polyethylene

SAMPLING EQUIPMENT: ☐ Dedicated ☐ Prepared Off-Site ☑ Field Cleaned
Metals samples field filtered? ☐ Yes ☑ No Method: ____
APPEARANCE: ☑ Clear ☐ Turbid ☐ Color: ____ ☐ Contains Immiscible Liquid
FIELD DETERMINATIONS: See attached form for field parameter data.

DUP : ☑ No ☐ Yes Name: ____
MS/MSD : ☑ No ☐ Yes Name: ____

I certify that this sample was collected and handled in accordance with applicable regulatory and project protocols

Signature: ____ Date: 12/20/21

Brown AND Caldwell

2 Park Way, Upper Saddle River, NJ 07458
Phone: (201) 574-4700 Fax: (201) 236-1607

NJ FIELD LAB ID# 02023
LOW-FLOW GROUNDWATER FIELD DATA SHEET

Project Name:	PAtchogue	Project Number:	153021
Client:	BC	Date:	12/20/22
Personnel:	MHM / AFV	Well ID:	MW-13A
Purge/Sample Depth:	~21'	Sample ID:	MW-13A-2022 1220

Actual Time	Certified Parameters					ORP (mV)	DTW (ft)	Pumping Rate (mL/min)	Comments
	pH	Temp (°C)	Cond (mS/cm)	DO (mg/L)	Turbidity (NTU)				
1528	7.18	12.37	0.478	1.55	53.2	-167	1.40	250	
1531	6.45	12.77	0.472	0.51	52.6	-115	1.40		
1534	6.28	12.78	0.474	0.46	40.3	-101	1.40		
1537	6.18	12.83	0.475	0.43	32.5	-79	1.40		
1540	6.10	12.89	0.476	0.40	26.2	-52	1.40		
1543	6.00	12.93	0.477	0.37	17.0	-33	1.40		
1546	5.91	12.99	0.479	0.37	14.2	-23	1.40		
1549	5.91	12.96	0.480	0.33	11.9	-16	1.40		
1552	5.82	13.01	0.479	0.33	9.8	-4	1.40		
1555	5.90	12.96	0.480	0.30	9.8	-7	1.40		
1558	5.82	13.05	0.480	0.30	8.3	-7	1.40		
1601		Collect MW-13A-2022 1220							

Certified Sample Information:
Time of Sample: 1601
Analyst Signature:

Instrument Data:
Manufacturer/Model: Horiba U52
Serial No. Unit: 5PNFAD PN
Serial No. Handheld: SBTLB MMP
Calibration Date/Time: 12/20/22 0820

Are low-flow parameters subject to field lab certification? ☐ Yes ☑ No (not required for CERCLA sites or sites outside of NJ)

If yes, low-flow data must be accompanied by a completed "Field Calibration Record, Horiba U-52" form or equivalent.

Brown AND Caldwell

Upper Saddle River, NJ Office

LOW-FLOW GROUNDWATER SAMPLING FIELD DATA

Well Number: MW-13D

Sample I.D.: MW-13D - 20121220 (if different from well no.)

Project: Pharoah

Personnel: MHM/AGV

Date: 12/20/21 Time: 1528

Weather: Sunny Air Temp.: 40

WELL DATA:

Casing Diameter: 6" ☐ Stainless Steel ☑ Steel ☐ PVC ☐ Teflon® ☐ Other:

Intake Diameter: 2" ☐ Stainless Steel ☐ Galv. Steel ☑ PVC ☐ Teflon® ☐ Open rock

DEPTH TO : Static Water Level: 1.27 ft Bottom of Well: 24.40 ft

DATUM: ☐ Top of Protective Casing ☑ Top of Well Casing ☐ Other:

CONDITION: Is Well clearly labeled? ☑ Yes ☐ No Is well clean to bottom? ☑ Yes ☐ No

Is Prot. Casing/Surface Mount in Good Cond.? (not bent or corroded) ☑ Yes ☐ No

Does Weep Hole adequately drain well head? ☑ Yes ☐ No

Is Concrete Pad Intact? (not cracked or frost heaved) ☑ Yes ☐ No

Is Padlock Functional? ☑ Yes ☐ No ☐ NA Is Inner Casing Intact? ☑ Yes ☐ No

Is Inner Casing Properly Capped and Vented? ☑ Yes ☐ No

VOLUME OF WATER: Standing in well: — To be purged: —

PURGE DATA:

METHOD: ☐ Bailer, Size: ____ ☑ Bladder Pump ☐ 2" Submersible Pump ☐ 4" Submersible Pump ☐ Centrifugal Pump ☐ Peristaltic Pump ☐ Inertial Lift Pump ☐ Other:

MATERIALS: Pump/Bailer: ☐ Teflon® ☑ Stainless Steel ☐ PVC ☐ Other: ____ Tubing/Rope: ☐ Teflon® ☑ Polyethylene ☐ Polypropylene ☐ Other: ____

Pumping Rate: 250 mL/min Elapsed Time: 30 min Volume Pumped: 2.5 gal

Was well Evacuated? ☐ Yes ☑ No Number of Well Volumes Removed: —

PURGING EQUIPMENT: ☐ Dedicated ☐ Prepared Off-Site ☑ Field Cleaned

SAMPLING DATA:

METHOD: ☐ Bailer, Size: ____ ☑ Bladder Pump ☐ 2" Submersible Pump ☐ 4" Submersible Pump ☐ Syringe Sampler ☐ Peristaltic Pump ☐ Inertial Lift Pump ☐ Other:

MATERIALS: Pump/Bailer: ☐ Teflon® ☑ Stainless Steel Tubing/Rope: ☐ Teflon® ☑ Polyethylene

SAMPLING EQUIPMENT: ☐ Dedicated ☐ Prepared Off-Site ☐ Field Cleaned

Metals samples field filtered? ☐ Yes ☑ No Method:

APPEARANCE: ☑ Clear ☐ Turbid ☐ Color: ____ ☐ Contains Immiscible Liquid

FIELD DETERMINATIONS: See attached form for field parameter data.

DUP : ☑ No ☐ Yes Name:

MS/MSD : ☑ No ☐ Yes Name:

I certify that this sample was collected and handled in accordance with applicable regulatory and project protocols.

Signature: Date: 12/20/21

Appendix B: Laboratory Data Reports

eurofins | Environment Testing

ANALYTICAL REPORT

PREPARED FOR

Attn: James Marolda
Brown and Caldwell
500 North Franklin Turnpike
Suite 306
Ramsey NJ 07446

Generated 1/9/2023 10:45 PM

JOB DESCRIPTION

Patchogue, NY

JOB NUMBER

410-110319-1

Eurofins Lancaster Laboratories Environment Testing, LLC
2425 New Holland Pike
Lancaster PA 17601

See page two for job notes and contact information.

my EOL

Eurofins Lancaster Laboratories Environment Testing, LLC

Job Notes

Analytical test results meet all requirements of the associated regulatory program (i.e., NELAC (TNI), DoD, and ISO 17025) unless otherwise noted under the individual analysis.

Authorization

Barb Weyandt

Generated
1/9/2023 10:45 PM

Authorized for release by
Barbara Weyandt, Project Manager
Barbara.Weyandt@et.eurofinsus.com
Designee for
Barbara A Weyandt, Project Manager
Barbara.Weyandt@et.eurofinsus.com
717 556-7264

Eurofins Lancaster Laboratories Environment Testing, LLC

Compliance Statement

Analytical test results meet all requirements of the associated regulatory program (e.g., NELAC (TNI), DoD, and ISO 17025) unless otherwise noted under the individual analysis. Data qualifiers are applied to note exceptions. Noncompliant quality control (QC) is further explained in narrative comments.
· QC results that exceed the upper limits and are associated with non-detect samples are qualified but further narration is not required since the bias is high and does not change a non-detect result. Further narration is also not required with QC blank detection when the associated sample concentration is non-detect or more than ten times the level in the blank.
· Matrix QC may not be reported if insufficient sample or site-specific QC samples were not submitted. In these situations, to demonstrate precision and accuracy at a batch level, a LCS/LCSD is performed, unless otherwise specified in the method.
· Surrogate and/or isotope dilution analyte recoveries (if applicable) which are outside of the QC window are confirmed unless attributed to a dilution or otherwise noted in the narrative.
Regulated compliance samples (e.g. SDWA, NPDES) must comply with the associated agency requirements/permits.

Measurement uncertainty values, as applicable, are available upon request.

Test results relate only to the sample tested. Clients should be aware that a critical step in a chemical or microbiological analysis is the collection of the sample. Unless the sample analyzed is truly representative of the bulk of material involved, the test results will be meaningless. If you have questions regarding the proper techniques of collecting samples, please contact us. We cannot be held responsible for sample integrity, however, unless sampling has been performed by a member of our staff. Times are local to the area of activity. Parameters listed in the 40 CFR Part 136 Table II as "analyze immediately" and tested in the laboratory are not performed within 15 minutes of collection.

WARRANTY AND LIMITS OF LIABILITY - In accepting analytical work, we warrant the accuracy of test results for the sample as submitted. The foregoing express warranty is exclusive and is given in lieu of all other warranties, expressed or implied, except as otherwise agreed. We disclaim any other warranties, expressed or implied, including a warranty of fitness for particular purpose and warranty of merchantability. In no event shall Eurofins Lancaster Laboratories Environmental, LLC be liable for indirect, special, consequential, or incidental damages including, but not limited to, damages for loss of profit or goodwill regardless of (A) the negligence (either sole or concurrent) of Eurofins Lancaster Laboratories Environmental and (B) whether Eurofins Lancaster Laboratories Environmental has been informed of the possibility of such damages. We accept no legal responsibility for the purposes for which the client uses the test results. Except as otherwise agreed, no purchase order or other order for work shall be accepted by Eurofins Lancaster Laboratories Environmental which includes any conditions that vary from the Standard Terms and Conditions, and Eurofins Lancaster Laboratories Environmental hereby objects to any conflicting terms contained in any acceptance or order submitted by client.

Barb Weyandt

Table of Contents

Table of Contents

Job Narrative
410-110319-1

Receipt
The samples were received on 12/22/2022 8:15 PM. Unless otherwise noted below, the samples arrived in good condition, and, where required, properly preserved and on ice. The temperatures of the 2 coolers at receipt time were 0.4°C and 0.5°C

Receipt Exceptions
The following sample was received at the laboratory without a sample collection time documented on the chain of custody: MW-3-20221220 (410-110319-11). The collection time was entered per sample containers, 14:40.

GC/MS VOA
Method 8260D: The method requirement for no headspace was not met. The container (s) used for reanalysis of the following sample contained headspace: MW-12S-20221220 (410-110319-7). The sample container was received without headspace.

No additional analytical or quality issues were noted, other than those described above or in the Definitions/ Glossary page.

GC/MS Semi VOA
Method 8270E_SIM: The following samples were analyzed outside of analytical holding time due to samples were not received with enough time to prep in hold due to the holiday: MW-1-20221219 (410-110319-1), MW-10S-20221219 (410-110319-2) and MW-8S-20221219 (410-110319-4).

Method 8270E_SIM: The following sample was analyzed outside of analytical holding time due to sample was not received with enough time to prep in hold due to the holiday: FB-20221219 (410-110319-3).

No additional analytical or quality issues were noted, other than those described above or in the Definitions/ Glossary page.

Sample Summary

Client: Brown and Caldwell
Project/Site: Patchogue, NY

Job ID: 410-110319-1

Lab Sample ID	Client Sample ID	Matrix	Collected	Received
410-110319-1	MW-1-20221219	Groundwater	12/19/22 13:03	12/22/22 20:15
410-110319-2	MW-10S-20221219	Groundwater	12/19/22 13:55	12/22/22 20:15
410-110319-3	FB-20221219	Water	12/19/22 14:25	12/22/22 20:15
410-110319-4	MW-8S-20221219	Groundwater	12/19/22 14:50	12/22/22 20:15
410-110319-5	MW-7S-20221220	Groundwater	12/20/22 09:00	12/22/22 20:15
410-110319-6	MW-14S-20221220	Groundwater	12/20/22 09:47	12/22/22 20:15
410-110319-7	MW-12S-20221220	Groundwater	12/20/22 10:48	12/22/22 20:15
410-110319-8	MW-12D-20221220	Groundwater	12/20/22 11:25	12/22/22 20:15
410-110319-9	MW-11S-20221220	Groundwater	12/20/22 12:12	12/22/22 20:15
410-110319-10	MW-4S-20221220	Groundwater	12/20/22 14:00	12/22/22 20:15
410-110319-11	MW-3-20221220	Groundwater	12/20/22 14:40	12/22/22 20:15
410-110319-12	MW-13S-20221220	Groundwater	12/20/22 15:22	12/22/22 20:15
410-110319-13	MW-13D-20221220	Groundwater	12/20/22 16:01	12/22/22 20:15
410-110319-14	DUP-20221220	Groundwater	12/20/22 00:00	12/22/22 20:15
410-110319-15	TripBlank-20221220	Water	12/20/22 00:00	12/22/22 20:15

Detection Summary

Client: Brown and Caldwell
Project/Site: Patchogue, NY

Job ID: 410-110319-1

Client Sample ID: MW-1-20221219 — Lab Sample ID: 410-110319-1

No Detections.

Client Sample ID: MW-10S-20221219 — Lab Sample ID: 410-110319-2

No Detections.

Client Sample ID: FB-20221219 — Lab Sample ID: 410-110319-3

No Detections.

Client Sample ID: MW-8S-20221219 — Lab Sample ID: 410-110319-4

Analyte	Result	Qualifier	RL	MDL	Unit	Dil Fac	D	Method	Prep Type
Acenaphthene	0.12	H cn	0.051	0.010	ug/L	1		8270E SIM	Total/NA
Benzo[a]anthracene	0.015	J H cn	0.051	0.010	ug/L	1		8270E SIM	Total/NA
Benzo[a]pyrene	0.018	J H cn	0.051	0.010	ug/L	1		8270E SIM	Total/NA
Benzo[b]fluoranthene	0.026	J H cn	0.051	0.010	ug/L	1		8270E SIM	Total/NA
Benzo[g,h,i]perylene	0.023	J H cn	0.051	0.010	ug/L	1		8270E SIM	Total/NA
Benzo[k]fluoranthene	0.011	J H cn	0.051	0.010	ug/L	1		8270E SIM	Total/NA
Chrysene	0.022	J H cn	0.051	0.010	ug/L	1		8270E SIM	Total/NA
Fluoranthene	0.033	J H cn	0.051	0.010	ug/L	1		8270E SIM	Total/NA
Indeno[1,2,3-cd]pyrene	0.021	J H cn	0.051	0.020	ug/L	1		8270E SIM	Total/NA
Phenanthrene	0.034	J H cn	0.071	0.030	ug/L	1		8270E SIM	Total/NA
Pyrene	0.034	J H cn	0.051	0.010	ug/L	1		8270E SIM	Total/NA

Client Sample ID: MW-7S-20221220 — Lab Sample ID: 410-110319-5

Analyte	Result	Qualifier	RL	MDL	Unit	Dil Fac	D	Method	Prep Type
Acenaphthene	0.097		0.050	0.010	ug/L	1		8270E SIM	Total/NA
Acenaphthylene	0.012	J	0.050	0.010	ug/L	1		8270E SIM	Total/NA
Anthracene	0.018	J	0.050	0.010	ug/L	1		8270E SIM	Total/NA
Fluorene	0.022	J	0.050	0.010	ug/L	1		8270E SIM	Total/NA

Client Sample ID: MW-14S-20221220 — Lab Sample ID: 410-110319-6

Analyte	Result	Qualifier	RL	MDL	Unit	Dil Fac	D	Method	Prep Type
Acenaphthene	0.093		0.050	0.010	ug/L	1		8270E SIM	Total/NA
Naphthalene	0.053	J	0.070	0.030	ug/L	1		8270E SIM	Total/NA

Client Sample ID: MW-12S-20221220 — Lab Sample ID: 410-110319-7

Analyte	Result	Qualifier	RL	MDL	Unit	Dil Fac	D	Method	Prep Type
Pyrene	0.014	J	0.051	0.010	ug/L	1		8270E SIM	Total/NA

Client Sample ID: MW-12D-20221220 — Lab Sample ID: 410-110319-8

No Detections.

Client Sample ID: MW-11S-20221220 — Lab Sample ID: 410-110319-9

Analyte	Result	Qualifier	RL	MDL	Unit	Dil Fac	D	Method	Prep Type
Benzene	1.2		1.0	0.30	ug/L	1		8260D	Total/NA
Xylenes, Total	0.92	J	1.0	0.40	ug/L	1		8260D	Total/NA
Acenaphthylene	0.85		0.050	0.010	ug/L	1		8270E SIM	Total/NA
Anthracene	4.1		0.050	0.010	ug/L	1		8270E SIM	Total/NA
Benzo[a]anthracene	0.79		0.050	0.010	ug/L	1		8270E SIM	Total/NA
Benzo[a]pyrene	0.38		0.050	0.010	ug/L	1		8270E SIM	Total/NA

This Detection Summary does not include radiochemical test results.

Client Sample ID: MW-11S-20221220 (Continued) — Lab Sample ID: 410-110319-9

Analyte	Result	Qualifier	RL	MDL	Unit	Dil Fac	D	Method	Prep Type
Benzo[b]fluoranthene	0.51		0.050	0.010	ug/L	1		8270E SIM	Total/NA
Benzo[g,h,i]perylene	0.29		0.050	0.010	ug/L	1		8270E SIM	Total/NA
Benzo[k]fluoranthene	0.15		0.050	0.010	ug/L	1		8270E SIM	Total/NA
Chrysene	0.70		0.050	0.010	ug/L	1		8270E SIM	Total/NA
Dibenz(a,h)anthracene	0.056		0.050	0.020	ug/L	1		8270E SIM	Total/NA
Fluoranthene	4.6		0.050	0.010	ug/L	1		8270E SIM	Total/NA
Indeno[1,2,3-cd]pyrene	0.28		0.050	0.020	ug/L	1		8270E SIM	Total/NA
Naphthalene	8.4		0.070	0.030	ug/L	1		8270E SIM	Total/NA
Pyrene	5.6		0.050	0.010	ug/L	1		8270E SIM	Total/NA
Acenaphthene - DL	50		0.50	0.10	ug/L	10		8270E SIM	Total/NA
Fluorene - DL	12		0.50	0.10	ug/L	10		8270E SIM	Total/NA
Phenanthrene - DL	19		0.70	0.30	ug/L	10		8270E SIM	Total/NA

Client Sample ID: MW-4S-20221220 — Lab Sample ID: 410-110319-10

Analyte	Result	Qualifier	RL	MDL	Unit	Dil Fac	D	Method	Prep Type
Acenaphthylene	0.31		0.051	0.010	ug/L	1		8270E SIM	Total/NA
Anthracene	0.22		0.051	0.010	ug/L	1		8270E SIM	Total/NA
Chrysene	0.015	J	0.051	0.010	ug/L	1		8270E SIM	Total/NA
Fluoranthene	4.3		0.051	0.010	ug/L	1		8270E SIM	Total/NA
Fluorene	6.2		0.051	0.010	ug/L	1		8270E SIM	Total/NA
Naphthalene	0.055	J	0.072	0.031	ug/L	1		8270E SIM	Total/NA
Phenanthrene	0.13		0.072	0.031	ug/L	1		8270E SIM	Total/NA
Pyrene	4.8		0.051	0.010	ug/L	1		8270E SIM	Total/NA
Acenaphthene - DL	23		0.51	0.10	ug/L	10		8270E SIM	Total/NA

Client Sample ID: MW-3-20221220 — Lab Sample ID: 410-110319-11

Analyte	Result	Qualifier	RL	MDL	Unit	Dil Fac	D	Method	Prep Type
Benzene	0.79	J	1.0	0.30	ug/L	1		8260D	Total/NA
Ethylbenzene	1.7		1.0	0.40	ug/L	1		8260D	Total/NA
Toluene	0.62	J	1.0	0.20	ug/L	1		8260D	Total/NA
Xylenes, Total	1.6		1.0	0.40	ug/L	1		8260D	Total/NA
Acenaphthylene	3.4		0.054	0.011	ug/L	1		8270E SIM	Total/NA
Anthracene	1.5		0.054	0.011	ug/L	1		8270E SIM	Total/NA
Benzo[a]anthracene	0.56		0.054	0.011	ug/L	1		8270E SIM	Total/NA
Benzo[a]pyrene	0.012	J	0.054	0.011	ug/L	1		8270E SIM	Total/NA
Benzo[b]fluoranthene	0.011	J	0.054	0.011	ug/L	1		8270E SIM	Total/NA
Chrysene	0.31		0.054	0.011	ug/L	1		8270E SIM	Total/NA
Fluoranthene	9.0		0.054	0.011	ug/L	1		8270E SIM	Total/NA
Fluorene	6.8		0.054	0.011	ug/L	1		8270E SIM	Total/NA
Pyrene	9.2		0.054	0.011	ug/L	1		8270E SIM	Total/NA
Acenaphthene - DL	28		0.54	0.11	ug/L	10		8270E SIM	Total/NA
Naphthalene - DL	60		0.75	0.32	ug/L	10		8270E SIM	Total/NA
Phenanthrene - DL	14		0.75	0.32	ug/L	10		8270E SIM	Total/NA

Client Sample ID: MW-13S-20221220 — Lab Sample ID: 410-110319-12

Analyte	Result	Qualifier	RL	MDL	Unit	Dil Fac	D	Method	Prep Type
Benzene	0.71	J	1.0	0.30	ug/L	1		8260D	Total/NA
Toluene	0.25	J	1.0	0.20	ug/L	1		8260D	Total/NA
Acenaphthene	4.8		0.051	0.010	ug/L	1		8270E SIM	Total/NA

This Detection Summary does not include radiochemical test results.

Client Sample ID: MW-13S-20221220 (Continued) — Lab Sample ID: 410-110319-12

Analyte	Result	Qualifier	RL	MDL	Unit	Dil Fac	D	Method	Prep Type
Acenaphthylene	0.25		0.051	0.010	ug/L	1		8270E SIM	Total/NA
Anthracene	0.24		0.051	0.010	ug/L	1		8270E SIM	Total/NA
Benzo[a]anthracene	0.22		0.051	0.010	ug/L	1		8270E SIM	Total/NA
Chrysene	0.14		0.051	0.010	ug/L	1		8270E SIM	Total/NA
Fluoranthene	2.1		0.051	0.010	ug/L	1		8270E SIM	Total/NA
Fluorene	0.070		0.051	0.010	ug/L	1		8270E SIM	Total/NA
Phenanthrene	0.038	J	0.071	0.030	ug/L	1		8270E SIM	Total/NA
Pyrene	2.4		0.051	0.010	ug/L	1		8270E SIM	Total/NA

Client Sample ID: MW-13D-20221220 — Lab Sample ID: 410-110319-13

Analyte	Result	Qualifier	RL	MDL	Unit	Dil Fac	D	Method	Prep Type
Benzo[a]anthracene	0.014	J	0.054	0.011	ug/L	1		8270E SIM	Total/NA
Benzo[a]pyrene	0.012	J	0.054	0.011	ug/L	1		8270E SIM	Total/NA
Benzo[b]fluoranthene	0.020	J	0.054	0.011	ug/L	1		8270E SIM	Total/NA
Benzo[g,h,i]perylene	0.015	J	0.054	0.011	ug/L	1		8270E SIM	Total/NA
Chrysene	0.022	J	0.054	0.011	ug/L	1		8270E SIM	Total/NA
Fluoranthene	0.050	J	0.054	0.011	ug/L	1		8270E SIM	Total/NA
Naphthalene	0.046	J	0.075	0.032	ug/L	1		8270E SIM	Total/NA
Phenanthrene	0.069	J	0.075	0.032	ug/L	1		8270E SIM	Total/NA
Pyrene	0.056		0.054	0.011	ug/L	1		8270E SIM	Total/NA

Client Sample ID: DUP-20221220 — Lab Sample ID: 410-110319-14

Analyte	Result	Qualifier	RL	MDL	Unit	Dil Fac	D	Method	Prep Type
Benzene	0.75	J	1.0	0.30	ug/L	1		8260D	Total/NA
Ethylbenzene	1.6		1.0	0.40	ug/L	1		8260D	Total/NA
Toluene	0.56	J	1.0	0.20	ug/L	1		8260D	Total/NA
Xylenes, Total	1.5		1.0	0.40	ug/L	1		8260D	Total/NA
Acenaphthylene	4.1		0.052	0.010	ug/L	1		8270E SIM	Total/NA
Anthracene	1.9		0.052	0.010	ug/L	1		8270E SIM	Total/NA
Benzo[a]anthracene	0.70		0.052	0.010	ug/L	1		8270E SIM	Total/NA
Benzo[a]pyrene	0.012	J	0.052	0.010	ug/L	1		8270E SIM	Total/NA
Benzo[b]fluoranthene	0.013	J	0.052	0.010	ug/L	1		8270E SIM	Total/NA
Chrysene	0.39		0.052	0.010	ug/L	1		8270E SIM	Total/NA
Fluorene	7.9		0.052	0.010	ug/L	1		8270E SIM	Total/NA
Acenaphthene - DL	30		0.52	0.10	ug/L	10		8270E SIM	Total/NA
Fluoranthene - DL	10		0.52	0.10	ug/L	10		8270E SIM	Total/NA
Naphthalene - DL	67		0.72	0.31	ug/L	10		8270E SIM	Total/NA
Phenanthrene - DL	15		0.72	0.31	ug/L	10		8270E SIM	Total/NA
Pyrene - DL	11		0.52	0.10	ug/L	10		8270E SIM	Total/NA

Client Sample ID: TripBlank-20221220 — Lab Sample ID: 410-110319-15

No Detections.

This Detection Summary does not include radiochemical test results.

Method Summary

Client: Brown and Caldwell
Project/Site: Patchogue, NY

Job ID: 410-110319-1

Method	Method Description	Protocol	Laboratory
8260D	Volatile Organic Compounds by GC/MS	SW846	ELLE
8270E SIM	Semivolatile Organic Compounds (GC/MS SIM)	SW846	ELLE
3510C	Liquid-Liquid Extraction (Separatory Funnel)	SW846	ELLE
5030C	Purge and Trap	SW846	ELLE

Protocol References:

SW846 = "Test Methods For Evaluating Solid Waste, Physical/Chemical Methods", Third Edition, November 1986 And Its Updates.

Laboratory References:

ELLE = Eurofins Lancaster Laboratories Environment Testing, LLC, 2425 New Holland Pike, Lancaster, PA 17601, TEL (717)656-2300

Client Sample ID: MW-1-20221219

Lab Sample ID: 410-110319-1

Date Collected: 12/19/22 13:03

Matrix: Groundwater

Date Received: 12/22/22 20:15

Method: SW846 8260D - Volatile Organic Compounds by GC/MS

Analyte	Result	Qualifier	RL	MDL	Unit	D	Prepared	Analyzed	Dil Fac
Benzene	ND		1.0	0.30	ug/L			12/30/22 17:18	1
Ethylbenzene	ND		1.0	0.40	ug/L			12/30/22 17:18	1
Toluene	ND		1.0	0.20	ug/L			12/30/22 17:18	1
Xylenes, Total	ND		1.0	0.40	ug/L			12/30/22 17:18	1

Surrogate	*%Recovery*	*Qualifier*	*Limits*	*Prepared*	*Analyzed*	*Dil Fac*
1,2-Dichloroethane-d4 (Surr)	*104*		*80 - 120*		*12/30/22 17:18*	*1*
4-Bromofluorobenzene (Surr)	*89*		*80 - 120*		*12/30/22 17:18*	*1*
Dibromofluoromethane (Surr)	*101*		*80 - 120*		*12/30/22 17:18*	*1*
Toluene-d8 (Surr)	*108*		*80 - 120*		*12/30/22 17:18*	*1*

Method: SW846 8270E SIM - Semivolatile Organic Compounds (GC/MS SIM)

Analyte	Result	Qualifier	RL	MDL	Unit	D	Prepared	Analyzed	Dil Fac
Acenaphthene	ND	UJ: RC 1	0.051	0.010	ug/L		01/06/23 14:51	01/09/23 09:45	1
Acenaphthylene	ND	UJ: RC 1	0.051	0.010	ug/L		01/06/23 14:51	01/09/23 09:45	1
Anthracene	ND	UJ: RC 1	0.051	0.010	ug/L		01/06/23 14:51	01/09/23 09:45	1
Benzo[a]anthracene	ND	UJ: RC 1	0.051	0.010	ug/L		01/06/23 14:51	01/09/23 09:45	1
Benzo[a]pyrene	ND	UJ: RC 1	0.051	0.010	ug/L		01/06/23 14:51	01/09/23 09:45	1
Benzo[b]fluoranthene	ND	UJ: RC 1	0.051	0.010	ug/L		01/06/23 14:51	01/09/23 09:45	1
Benzo[g,h,i]perylene	ND	UJ: RC 1	0.051	0.010	ug/L		01/06/23 14:51	01/09/23 09:45	1
Benzo[k]fluoranthene	ND	UJ: RC 1	0.051	0.010	ug/L		01/06/23 14:51	01/09/23 09:45	1
Chrysene	ND	UJ: RC 1	0.051	0.010	ug/L		01/06/23 14:51	01/09/23 09:45	1
Dibenz(a,h)anthracene	ND	UJ: RC 1	0.051	0.020	ug/L		01/06/23 14:51	01/09/23 09:45	1
Fluoranthene	ND	UJ: RC 1	0.051	0.010	ug/L		01/06/23 14:51	01/09/23 09:45	1
Fluorene	ND	UJ: RC 1	0.051	0.010	ug/L		01/06/23 14:51	01/09/23 09:45	1
Indeno[1,2,3-cd]pyrene	ND	UJ: RC 1	0.051	0.020	ug/L		01/06/23 14:51	01/09/23 09:45	1
Naphthalene	ND	UJ: RC 1	0.072	0.031	ug/L		01/06/23 14:51	01/09/23 09:45	1
Phenanthrene	ND	UJ: RC 1	0.072	0.031	ug/L		01/06/23 14:51	01/09/23 09:45	1
Pyrene	ND	UJ: RC 1	0.051	0.010	ug/L		01/06/23 14:51	01/09/23 09:45	1

Surrogate	*%Recovery*	*Qualifier*	*Limits*	*Prepared*	*Analyzed*	*Dil Fac*
Benzo(a)pyrene-d12 (Surr)	*73*	*cn*	*10 - 110*	*01/06/23 14:51*	*01/09/23 09:45*	*1*
1-Methylnaphthalene-d10 (Surr)	*71*	*cn*	*36 - 111*	*01/06/23 14:51*	*01/09/23 09:45*	*1*
Fluoranthene-d10 (Surr)	*84*	*cn*	*47 - 128*	*01/06/23 14:51*	*01/09/23 09:45*	*1*

Client Sample ID: MW-10S-20221219

Lab Sample ID: 410-110319-2

Date Collected: 12/19/22 13:55

Matrix: Groundwater

Date Received: 12/22/22 20:15

Method: SW846 8260D - Volatile Organic Compounds by GC/MS

Analyte	Result	Qualifier	RL	MDL	Unit	D	Prepared	Analyzed	Dil Fac
Benzene	ND		1.0	0.30	ug/L			12/30/22 17:37	1
Ethylbenzene	ND		1.0	0.40	ug/L			12/30/22 17:37	1
Toluene	ND		1.0	0.20	ug/L			12/30/22 17:37	1
Xylenes, Total	ND		1.0	0.40	ug/L			12/30/22 17:37	1

Surrogate	*%Recovery*	*Qualifier*	*Limits*	*Prepared*	*Analyzed*	*Dil Fac*
1,2-Dichloroethane-d4 (Surr)	*100*		*80 - 120*		*12/30/22 17:37*	*1*
4-Bromofluorobenzene (Surr)	*89*		*80 - 120*		*12/30/22 17:37*	*1*
Dibromofluoromethane (Surr)	*105*		*80 - 120*		*12/30/22 17:37*	*1*
Toluene-d8 (Surr)	*109*		*80 - 120*		*12/30/22 17:37*	*1*

Client Sample ID: MW-10S-20221219

Lab Sample ID: 410-110319-2

Date Collected: 12/19/22 13:55

Matrix: Groundwater

Date Received: 12/22/22 20:15

Method: SW846 8270E SIM - Semivolatile Organic Compounds (GC/MS SIM)

Analyte	Result	Qualifier	RL	MDL	Unit	D	Prepared	Analyzed	Dil Fac
Acenaphthene	ND	UJ: RC 1	0.053	0.011	ug/L		01/06/23 14:51	01/09/23 05:25	1
Acenaphthylene	ND	UJ: RC 1	0.053	0.011	ug/L		01/06/23 14:51	01/09/23 05:25	1
Anthracene	ND	UJ: RC 1	0.053	0.011	ug/L		01/06/23 14:51	01/09/23 05:25	1
Benzo[a]anthracene	ND	UJ: RC 1	0.053	0.011	ug/L		01/06/23 14:51	01/09/23 05:25	1
Benzo[a]pyrene	ND	UJ: RC 1	0.053	0.011	ug/L		01/06/23 14:51	01/09/23 05:25	1
Benzo[b]fluoranthene	ND	UJ: RC 1	0.053	0.011	ug/L		01/06/23 14:51	01/09/23 05:25	1
Benzo[g,h,i]perylene	ND	UJ: RC 1	0.053	0.011	ug/L		01/06/23 14:51	01/09/23 05:25	1
Benzo[k]fluoranthene	ND	UJ: RC 1	0.053	0.011	ug/L		01/06/23 14:51	01/09/23 05:25	1
Chrysene	ND	UJ: RC 1	0.053	0.011	ug/L		01/06/23 14:51	01/09/23 05:25	1
Dibenz(a,h)anthracene	ND	UJ: RC 1	0.053	0.021	ug/L		01/06/23 14:51	01/09/23 05:25	1
Fluoranthene	ND	UJ: RC 1	0.053	0.011	ug/L		01/06/23 14:51	01/09/23 05:25	1
Fluorene	ND	UJ: RC 1	0.053	0.011	ug/L		01/06/23 14:51	01/09/23 05:25	1
Indeno[1,2,3-cd]pyrene	ND	UJ: RC 1	0.053	0.021	ug/L		01/06/23 14:51	01/09/23 05:25	1
Naphthalene	ND	UJ: RC 1	0.074	0.032	ug/L		01/06/23 14:51	01/09/23 05:25	1
Phenanthrene	ND	UJ: RC 1	0.074	0.032	ug/L		01/06/23 14:51	01/09/23 05:25	1
Pyrene	ND	UJ: RC 1	0.053	0.011	ug/L		01/06/23 14:51	01/09/23 05:25	1

Surrogate	*%Recovery*	*Qualifier*	*Limits*	*Prepared*	*Analyzed*	*Dil Fac*
Benzo(a)pyrene-d12 (Surr)	*64*	*cn*	*10 - 110*	*01/06/23 14:51*	*01/09/23 05:25*	*1*
1-Methylnaphthalene-d10 (Surr)	*65*	*cn*	*36 - 111*	*01/06/23 14:51*	*01/09/23 05:25*	*1*
Fluoranthene-d10 (Surr)	*79*	*cn*	*47 - 128*	*01/06/23 14:51*	*01/09/23 05:25*	*1*

Client Sample ID: FB-20221219

Lab Sample ID: 410-110319-3

Date Collected: 12/19/22 14:25

Matrix: Water

Date Received: 12/22/22 20:15

Method: SW846 8260D - Volatile Organic Compounds by GC/MS

Analyte	Result	Qualifier	RL	MDL	Unit	D	Prepared	Analyzed	Dil Fac
Benzene	ND		1.0	0.30	ug/L			12/30/22 14:59	1
Ethylbenzene	ND		1.0	0.40	ug/L			12/30/22 14:59	1
Toluene	ND		1.0	0.20	ug/L			12/30/22 14:59	1
Xylenes, Total	ND		1.0	0.40	ug/L			12/30/22 14:59	1

Surrogate	*%Recovery*	*Qualifier*	*Limits*	*Prepared*	*Analyzed*	*Dil Fac*
1,2-Dichloroethane-d4 (Surr)	*103*		*80 - 120*		*12/30/22 14:59*	*1*
4-Bromofluorobenzene (Surr)	*83*		*80 - 120*		*12/30/22 14:59*	*1*
Dibromofluoromethane (Surr)	*103*		*80 - 120*		*12/30/22 14:59*	*1*
Toluene-d8 (Surr)	*104*		*80 - 120*		*12/30/22 14:59*	*1*

Method: SW846 8270E SIM - Semivolatile Organic Compounds (GC/MS SIM)

Analyte	Result	Qualifier	RL	MDL	Unit	D	Prepared	Analyzed	Dil Fac
Acenaphthene	ND	UJ: RC 1	0.051	0.010	ug/L		12/30/22 15:45	01/03/23 11:24	1
Acenaphthylene	ND	UJ: RC 1	0.051	0.010	ug/L		12/30/22 15:45	01/03/23 11:24	1
Anthracene	ND	UJ: RC 1	0.051	0.010	ug/L		12/30/22 15:45	01/03/23 11:24	1
Benzo[a]anthracene	ND	UJ: RC 1	0.051	0.010	ug/L		12/30/22 15:45	01/03/23 11:24	1
Benzo[a]pyrene	ND	UJ: RC 1	0.051	0.010	ug/L		12/30/22 15:45	01/03/23 11:24	1
Benzo[b]fluoranthene	ND	UJ: RC 1	0.051	0.010	ug/L		12/30/22 15:45	01/03/23 11:24	1
Benzo[g,h,i]perylene	ND	UJ: RC 1	0.051	0.010	ug/L		12/30/22 15:45	01/03/23 11:24	1
Benzo[k]fluoranthene	ND	UJ: RC 1	0.051	0.010	ug/L		12/30/22 15:45	01/03/23 11:24	1
Chrysene	ND	UJ: RC 1	0.051	0.010	ug/L		12/30/22 15:45	01/03/23 11:24	1
Dibenz(a,h)anthracene	ND	UJ: RC 1	0.051	0.020	ug/L		12/30/22 15:45	01/03/23 11:24	1

Client Sample ID: FB-20221219

Lab Sample ID: 410-110319-3

Date Collected: 12/19/22 14:25
Matrix: Water
Date Received: 12/22/22 20:15

Method: SW846 8270E SIM - Semivolatile Organic Compounds (GC/MS SIM) (Continued)

Analyte	Result	Qualifier	RL	MDL	Unit	D	Prepared	Analyzed	Dil Fac
Fluoranthene	ND	UJ: RC 1	0.051	0.010	ug/L		12/30/22 15:45	01/03/23 11:24	1
Fluorene	ND	UJ: RC 1	0.051	0.010	ug/L		12/30/22 15:45	01/03/23 11:24	1
Indeno[1,2,3-cd]pyrene	ND	UJ: RC 1	0.051	0.020	ug/L		12/30/22 15:45	01/03/23 11:24	1
Naphthalene	ND	UJ: RC 1	0.071	0.030	ug/L		12/30/22 15:45	01/03/23 11:24	1
Phenanthrene	ND	UJ: RC 1	0.071	0.030	ug/L		12/30/22 15:45	01/03/23 11:24	1
Pyrene	ND	UJ: RC 1	0.051	0.010	ug/L		12/30/22 15:45	01/03/23 11:24	1

Surrogate	*%Recovery*	*Qualifier*	*Limits*	*Prepared*	*Analyzed*	*Dil Fac*
Benzo(a)pyrene-d12 (Surr)	*85*	*cn*	*10 - 110*	*12/30/22 15:45*	*01/03/23 11:24*	*1*
1-Methylnaphthalene-d10 (Surr)	*86*	*cn*	*36 - 111*	*12/30/22 15:45*	*01/03/23 11:24*	*1*
Fluoranthene-d10 (Surr)	*80*	*cn*	*47 - 128*	*12/30/22 15:45*	*01/03/23 11:24*	*1*

Client Sample ID: MW-8S-20221219

Lab Sample ID: 410-110319-4

Date Collected: 12/19/22 14:50
Matrix: Groundwater
Date Received: 12/22/22 20:15

Method: SW846 8260D - Volatile Organic Compounds by GC/MS

Analyte	Result	Qualifier	RL	MDL	Unit	D	Prepared	Analyzed	Dil Fac
Benzene	ND		1.0	0.30	ug/L			12/30/22 18:37	1
Ethylbenzene	ND		1.0	0.40	ug/L			12/30/22 18:37	1
Toluene	ND		1.0	0.20	ug/L			12/30/22 18:37	1
Xylenes, Total	ND		1.0	0.40	ug/L			12/30/22 18:37	1

Surrogate	*%Recovery*	*Qualifier*	*Limits*	*Prepared*	*Analyzed*	*Dil Fac*
1,2-Dichloroethane-d4 (Surr)	*103*		*80 - 120*		*12/30/22 18:37*	*1*
4-Bromofluorobenzene (Surr)	*88*		*80 - 120*		*12/30/22 18:37*	*1*
Dibromofluoromethane (Surr)	*102*		*80 - 120*		*12/30/22 18:37*	*1*
Toluene-d8 (Surr)	*107*		*80 - 120*		*12/30/22 18:37*	*1*

Method: SW846 8270E SIM - Semivolatile Organic Compounds (GC/MS SIM)

Analyte	Result	Qualifier		RL	MDL	Unit	D	Prepared	Analyzed	Dil Fac
Acenaphthene	**0.12**	**H cn**	J: RC 1	051	0.010	ug/L		01/06/23 14:51	01/09/23 07:35	1
Acenaphthylene	ND	H cn	UJ: RC 1	051	0.010	ug/L		01/06/23 14:51	01/09/23 07:35	1
Anthracene	ND	H cn	UJ: RC 1	051	0.010	ug/L		01/06/23 14:51	01/09/23 07:35	1
Benzo[a]anthracene	**0.015**	**J H cn**	J: RC 1	051	0.010	ug/L		01/06/23 14:51	01/09/23 07:35	1
Benzo[a]pyrene	**0.018**	**J H cn**	J: RC 1	051	0.010	ug/L		01/06/23 14:51	01/09/23 07:35	1
Benzo[b]fluoranthene	**0.026**	**J H cn**	J: RC 1	051	0.010	ug/L		01/06/23 14:51	01/09/23 07:35	1
Benzo[g,h,i]perylene	**0.023**	**J H cn**	J: RC 1	051	0.010	ug/L		01/06/23 14:51	01/09/23 07:35	1
Benzo[k]fluoranthene	**0.011**	**J H cn**	J: RC 1	051	0.010	ug/L		01/06/23 14:51	01/09/23 07:35	1
Chrysene	**0.022**	**J H cn**	J: RC 1	051	0.010	ug/L		01/06/23 14:51	01/09/23 07:35	1
Dibenz(a,h)anthracene	ND	H cn	UJ: RC 1	051	0.020	ug/L		01/06/23 14:51	01/09/23 07:35	1
Fluoranthene	**0.033**	**J H cn**	J: RC 1	051	0.010	ug/L		01/06/23 14:51	01/09/23 07:35	1
Fluorene	ND	H cn	UJ: RC 1	051	0.010	ug/L		01/06/23 14:51	01/09/23 07:35	1
Indeno[1,2,3-cd]pyrene	**0.021**	**J H cn**	J: RC 1	051	0.020	ug/L		01/06/23 14:51	01/09/23 07:35	1
Naphthalene	ND	H cn	UJ: RC 1	071	0.030	ug/L		01/06/23 14:51	01/09/23 07:35	1
Phenanthrene	**0.034**	**J H cn**	J: RC 1	071	0.030	ug/L		01/06/23 14:51	01/09/23 07:35	1
Pyrene	**0.034**	**J H cn**	J: RC 1	051	0.010	ug/L		01/06/23 14:51	01/09/23 07:35	1

Surrogate	*%Recovery*	*Qualifier*	*Limits*	*Prepared*	*Analyzed*	*Dil Fac*
Benzo(a)pyrene-d12 (Surr)	*55*	*cn*	*10 - 110*	*01/06/23 14:51*	*01/09/23 07:35*	*1*
1-Methylnaphthalene-d10 (Surr)	*72*	*cn*	*36 - 111*	*01/06/23 14:51*	*01/09/23 07:35*	*1*

Client Sample ID: MW-8S-20221219

Lab Sample ID: 410-110319-4

Date Collected: 12/19/22 14:50

Matrix: Groundwater

Date Received: 12/22/22 20:15

Method: SW846 8270E SIM - Semivolatile Organic Compounds (GC/MS SIM) (Continued)

Surrogate	*%Recovery*	*Qualifier*	*Limits*	*Prepared*	*Analyzed*	*Dil Fac*
Fluoranthene-d10 (Surr)	*77*	*cn*	*47 - 128*	*01/06/23 14:51*	*01/09/23 07:35*	*1*

Client Sample ID: MW-7S-20221220

Lab Sample ID: 410-110319-5

Date Collected: 12/20/22 09:00

Matrix: Groundwater

Date Received: 12/22/22 20:15

Method: SW846 8260D - Volatile Organic Compounds by GC/MS

Analyte	Result	Qualifier	RL	MDL	Unit	D	Prepared	Analyzed	Dil Fac
Benzene	ND		1.0	0.30	ug/L			12/30/22 18:56	1
Ethylbenzene	ND		1.0	0.40	ug/L			12/30/22 18:56	1
Toluene	ND		1.0	0.20	ug/L			12/30/22 18:56	1
Xylenes, Total	ND		1.0	0.40	ug/L			12/30/22 18:56	1

Surrogate	*%Recovery*	*Qualifier*	*Limits*	*Prepared*	*Analyzed*	*Dil Fac*
1,2-Dichloroethane-d4 (Surr)	*106*		*80 - 120*		*12/30/22 18:56*	*1*
4-Bromofluorobenzene (Surr)	*87*		*80 - 120*		*12/30/22 18:56*	*1*
Dibromofluoromethane (Surr)	*102*		*80 - 120*		*12/30/22 18:56*	*1*
Toluene-d8 (Surr)	*105*		*80 - 120*		*12/30/22 18:56*	*1*

Method: SW846 8270E SIM - Semivolatile Organic Compounds (GC/MS SIM)

Analyte	Result	Qualifier	RL	MDL	Unit	D	Prepared	Analyzed	Dil Fac
Acenaphthene	**0.097**		0.050	0.010	ug/L		12/27/22 16:45	12/28/22 07:56	1
Acenaphthylene	**0.012**	**J**	0.050	0.010	ug/L		12/27/22 16:45	12/28/22 07:56	1
Anthracene	**0.018**	**J**	0.050	0.010	ug/L		12/27/22 16:45	12/28/22 07:56	1
Benzo[a]anthracene	ND		0.050	0.010	ug/L		12/27/22 16:45	12/28/22 07:56	1
Benzo[a]pyrene	ND		0.050	0.010	ug/L		12/27/22 16:45	12/28/22 07:56	1
Benzo[b]fluoranthene	ND		0.050	0.010	ug/L		12/27/22 16:45	12/28/22 07:56	1
Benzo[g,h,i]perylene	ND		0.050	0.010	ug/L		12/27/22 16:45	12/28/22 07:56	1
Benzo[k]fluoranthene	ND		0.050	0.010	ug/L		12/27/22 16:45	12/28/22 07:56	1
Chrysene	ND		0.050	0.010	ug/L		12/27/22 16:45	12/28/22 07:56	1
Dibenz(a,h)anthracene	ND		0.050	0.020	ug/L		12/27/22 16:45	12/28/22 07:56	1
Fluoranthene	ND		0.050	0.010	ug/L		12/27/22 16:45	12/28/22 07:56	1
Fluorene	**0.022**	**J**	0.050	0.010	ug/L		12/27/22 16:45	12/28/22 07:56	1
Indeno[1,2,3-cd]pyrene	ND		0.050	0.020	ug/L		12/27/22 16:45	12/28/22 07:56	1
Naphthalene	ND		0.071	0.030	ug/L		12/27/22 16:45	12/28/22 07:56	1
Phenanthrene	ND		0.071	0.030	ug/L		12/27/22 16:45	12/28/22 07:56	1
Pyrene	ND		0.050	0.010	ug/L		12/27/22 16:45	12/28/22 07:56	1

Surrogate	*%Recovery*	*Qualifier*	*Limits*	*Prepared*	*Analyzed*	*Dil Fac*
Benzo(a)pyrene-d12 (Surr)	*76*		*10 - 110*	*12/27/22 16:45*	*12/28/22 07:56*	*1*
1-Methylnaphthalene-d10 (Surr)	*85*		*36 - 111*	*12/27/22 16:45*	*12/28/22 07:56*	*1*
Fluoranthene-d10 (Surr)	*87*		*47 - 128*	*12/27/22 16:45*	*12/28/22 07:56*	*1*

Client Sample ID: MW-14S-20221220

Lab Sample ID: 410-110319-6

Date Collected: 12/20/22 09:47

Matrix: Groundwater

Date Received: 12/22/22 20:15

Method: SW846 8260D - Volatile Organic Compounds by GC/MS

Analyte	Result	Qualifier	RL	MDL	Unit	D	Prepared	Analyzed	Dil Fac
Benzene	ND		1.0	0.30	ug/L			12/30/22 19:16	1
Ethylbenzene	ND		1.0	0.40	ug/L			12/30/22 19:16	1

Client Sample ID: MW-14S-20221220

Lab Sample ID: 410-110319-6

Date Collected: 12/20/22 09:47

Matrix: Groundwater

Date Received: 12/22/22 20:15

Method: SW846 8260D - Volatile Organic Compounds by GC/MS (Continued)

Analyte	Result	Qualifier	RL	MDL	Unit	D	Prepared	Analyzed	Dil Fac
Toluene	ND		1.0	0.20	ug/L			12/30/22 19:16	1
Xylenes, Total	ND		1.0	0.40	ug/L			12/30/22 19:16	1

Surrogate	*%Recovery*	*Qualifier*	*Limits*	*Prepared*	*Analyzed*	*Dil Fac*
1,2-Dichloroethane-d4 (Surr)	*102*		*80 - 120*		*12/30/22 19:16*	*1*
4-Bromofluorobenzene (Surr)	*88*		*80 - 120*		*12/30/22 19:16*	*1*
Dibromofluoromethane (Surr)	*98*		*80 - 120*		*12/30/22 19:16*	*1*
Toluene-d8 (Surr)	*107*		*80 - 120*		*12/30/22 19:16*	*1*

Method: SW846 8270E SIM - Semivolatile Organic Compounds (GC/MS SIM)

Analyte	Result	Qualifier	RL	MDL	Unit	D	Prepared	Analyzed	Dil Fac
Acenaphthene	**0.093**		0.050	0.010	ug/L		12/27/22 16:45	12/28/22 08:18	1
Acenaphthylene	ND		0.050	0.010	ug/L		12/27/22 16:45	12/28/22 08:18	1
Anthracene	ND		0.050	0.010	ug/L		12/27/22 16:45	12/28/22 08:18	1
Benzo[a]anthracene	ND		0.050	0.010	ug/L		12/27/22 16:45	12/28/22 08:18	1
Benzo[a]pyrene	ND		0.050	0.010	ug/L		12/27/22 16:45	12/28/22 08:18	1
Benzo[b]fluoranthene	ND		0.050	0.010	ug/L		12/27/22 16:45	12/28/22 08:18	1
Benzo[g,h,i]perylene	ND		0.050	0.010	ug/L		12/27/22 16:45	12/28/22 08:18	1
Benzo[k]fluoranthene	ND		0.050	0.010	ug/L		12/27/22 16:45	12/28/22 08:18	1
Chrysene	ND		0.050	0.010	ug/L		12/27/22 16:45	12/28/22 08:18	1
Dibenz(a,h)anthracene	ND		0.050	0.020	ug/L		12/27/22 16:45	12/28/22 08:18	1
Fluoranthene	ND		0.050	0.010	ug/L		12/27/22 16:45	12/28/22 08:18	1
Fluorene	ND		0.050	0.010	ug/L		12/27/22 16:45	12/28/22 08:18	1
Indeno[1,2,3-cd]pyrene	ND		0.050	0.020	ug/L		12/27/22 16:45	12/28/22 08:18	1
Naphthalene	**0.053**	**J**	0.070	0.030	ug/L		12/27/22 16:45	12/28/22 08:18	1
Phenanthrene	ND		0.070	0.030	ug/L		12/27/22 16:45	12/28/22 08:18	1
Pyrene	ND		0.050	0.010	ug/L		12/27/22 16:45	12/28/22 08:18	1

Surrogate	*%Recovery*	*Qualifier*	*Limits*	*Prepared*	*Analyzed*	*Dil Fac*
Benzo(a)pyrene-d12 (Surr)	*59*		*10 - 110*	*12/27/22 16:45*	*12/28/22 08:18*	*1*
1-Methylnaphthalene-d10 (Surr)	*68*		*36 - 111*	*12/27/22 16:45*	*12/28/22 08:18*	*1*
Fluoranthene-d10 (Surr)	*72*		*47 - 128*	*12/27/22 16:45*	*12/28/22 08:18*	*1*

Client Sample ID: MW-12S-20221220

Lab Sample ID: 410-110319-7

Date Collected: 12/20/22 10:48

Matrix: Groundwater

Date Received: 12/22/22 20:15

Method: SW846 8260D - Volatile Organic Compounds by GC/MS

Analyte	Result	Qualifier	RL	MDL	Unit	D	Prepared	Analyzed	Dil Fac
Benzene	ND	UR: RC 9	1.0	0.30	ug/L			12/30/22 19:36	1
Ethylbenzene	ND	UR: RC 9	1.0	0.40	ug/L			12/30/22 19:36	1
Toluene	ND	UR: RC 9	1.0	0.20	ug/L			12/30/22 19:36	1
Xylenes, Total	ND	UR: RC 9	1.0	0.40	ug/L			12/30/22 19:36	1

Surrogate	*%Recovery*	*Qualifier*	*Limits*	*Prepared*	*Analyzed*	*Dil Fac*
1,2-Dichloroethane-d4 (Surr)	*103*	*cn*	*80 - 120*		*12/30/22 19:36*	*1*
4-Bromofluorobenzene (Surr)	*88*	*cn*	*80 - 120*		*12/30/22 19:36*	*1*
Dibromofluoromethane (Surr)	*98*	*cn*	*80 - 120*		*12/30/22 19:36*	*1*
Toluene-d8 (Surr)	*108*	*cn*	*80 - 120*		*12/30/22 19:36*	*1*

Client Sample ID: MW-12S-20221220

Lab Sample ID: 410-110319-7

Date Collected: 12/20/22 10:48

Matrix: Groundwater

Date Received: 12/22/22 20:15

Method: SW846 8270E SIM - Semivolatile Organic Compounds (GC/MS SIM)

Analyte	Result	Qualifier	RL	MDL	Unit	D	Prepared	Analyzed	Dil Fac
Acenaphthene	ND		0.051	0.010	ug/L		12/27/22 16:45	12/28/22 08:39	1
Acenaphthylene	ND		0.051	0.010	ug/L		12/27/22 16:45	12/28/22 08:39	1
Anthracene	ND		0.051	0.010	ug/L		12/27/22 16:45	12/28/22 08:39	1
Benzo[a]anthracene	ND		0.051	0.010	ug/L		12/27/22 16:45	12/28/22 08:39	1
Benzo[a]pyrene	ND		0.051	0.010	ug/L		12/27/22 16:45	12/28/22 08:39	1
Benzo[b]fluoranthene	ND		0.051	0.010	ug/L		12/27/22 16:45	12/28/22 08:39	1
Benzo[g,h,i]perylene	ND		0.051	0.010	ug/L		12/27/22 16:45	12/28/22 08:39	1
Benzo[k]fluoranthene	ND		0.051	0.010	ug/L		12/27/22 16:45	12/28/22 08:39	1
Chrysene	ND		0.051	0.010	ug/L		12/27/22 16:45	12/28/22 08:39	1
Dibenz(a,h)anthracene	ND		0.051	0.020	ug/L		12/27/22 16:45	12/28/22 08:39	1
Fluoranthene	ND		0.051	0.010	ug/L		12/27/22 16:45	12/28/22 08:39	1
Fluorene	ND		0.051	0.010	ug/L		12/27/22 16:45	12/28/22 08:39	1
Indeno[1,2,3-cd]pyrene	ND		0.051	0.020	ug/L		12/27/22 16:45	12/28/22 08:39	1
Naphthalene	ND		0.071	0.030	ug/L		12/27/22 16:45	12/28/22 08:39	1
Phenanthrene	ND		0.071	0.030	ug/L		12/27/22 16:45	12/28/22 08:39	1
Pyrene	**0.014**	**J**	0.051	0.010	ug/L		12/27/22 16:45	12/28/22 08:39	1

Surrogate	*%Recovery*	*Qualifier*	*Limits*	*Prepared*	*Analyzed*	*Dil Fac*
Benzo(a)pyrene-d12 (Surr)	*48*		*10 - 110*	*12/27/22 16:45*	*12/28/22 08:39*	*1*
1-Methylnaphthalene-d10 (Surr)	*83*		*36 - 111*	*12/27/22 16:45*	*12/28/22 08:39*	*1*
Fluoranthene-d10 (Surr)	*86*		*47 - 128*	*12/27/22 16:45*	*12/28/22 08:39*	*1*

Client Sample ID: MW-12D-20221220

Lab Sample ID: 410-110319-8

Date Collected: 12/20/22 11:25

Matrix: Groundwater

Date Received: 12/22/22 20:15

Method: SW846 8260D - Volatile Organic Compounds by GC/MS

Analyte	Result	Qualifier	RL	MDL	Unit	D	Prepared	Analyzed	Dil Fac
Benzene	ND		1.0	0.30	ug/L			12/30/22 20:37	1
Ethylbenzene	ND		1.0	0.40	ug/L			12/30/22 20:37	1
Toluene	ND		1.0	0.20	ug/L			12/30/22 20:37	1
Xylenes, Total	ND		1.0	0.40	ug/L			12/30/22 20:37	1

Surrogate	*%Recovery*	*Qualifier*	*Limits*	*Prepared*	*Analyzed*	*Dil Fac*
1,2-Dichloroethane-d4 (Surr)	*111*		*80 - 120*		*12/30/22 20:37*	*1*
4-Bromofluorobenzene (Surr)	*91*		*80 - 120*		*12/30/22 20:37*	*1*
Dibromofluoromethane (Surr)	*115*		*80 - 120*		*12/30/22 20:37*	*1*
Toluene-d8 (Surr)	*94*		*80 - 120*		*12/30/22 20:37*	*1*

Method: SW846 8270E SIM - Semivolatile Organic Compounds (GC/MS SIM)

Analyte	Result	Qualifier	RL	MDL	Unit	D	Prepared	Analyzed	Dil Fac
Acenaphthene	ND		0.051	0.010	ug/L		12/27/22 16:45	12/28/22 09:01	1
Acenaphthylene	ND		0.051	0.010	ug/L		12/27/22 16:45	12/28/22 09:01	1
Anthracene	ND		0.051	0.010	ug/L		12/27/22 16:45	12/28/22 09:01	1
Benzo[a]anthracene	ND		0.051	0.010	ug/L		12/27/22 16:45	12/28/22 09:01	1
Benzo[a]pyrene	ND		0.051	0.010	ug/L		12/27/22 16:45	12/28/22 09:01	1
Benzo[b]fluoranthene	ND		0.051	0.010	ug/L		12/27/22 16:45	12/28/22 09:01	1
Benzo[g,h,i]perylene	ND		0.051	0.010	ug/L		12/27/22 16:45	12/28/22 09:01	1
Benzo[k]fluoranthene	ND		0.051	0.010	ug/L		12/27/22 16:45	12/28/22 09:01	1
Chrysene	ND		0.051	0.010	ug/L		12/27/22 16:45	12/28/22 09:01	1
Dibenz(a,h)anthracene	ND		0.051	0.020	ug/L		12/27/22 16:45	12/28/22 09:01	1

Client Sample ID: MW-12D-20221220

Lab Sample ID: 410-110319-8

Date Collected: 12/20/22 11:25

Matrix: Groundwater

Date Received: 12/22/22 20:15

Method: SW846 8270E SIM - Semivolatile Organic Compounds (GC/MS SIM) (Continued)

Analyte	Result	Qualifier	RL	MDL	Unit	D	Prepared	Analyzed	Dil Fac
Fluoranthene	ND		0.051	0.010	ug/L		12/27/22 16:45	12/28/22 09:01	1
Fluorene	ND		0.051	0.010	ug/L		12/27/22 16:45	12/28/22 09:01	1
Indeno[1,2,3-cd]pyrene	ND		0.051	0.020	ug/L		12/27/22 16:45	12/28/22 09:01	1
Naphthalene	ND		0.071	0.031	ug/L		12/27/22 16:45	12/28/22 09:01	1
Phenanthrene	ND		0.071	0.031	ug/L		12/27/22 16:45	12/28/22 09:01	1
Pyrene	ND		0.051	0.010	ug/L		12/27/22 16:45	12/28/22 09:01	1

Surrogate	*%Recovery*	*Qualifier*	*Limits*	*Prepared*	*Analyzed*	*Dil Fac*
Benzo(a)pyrene-d12 (Surr)	*36*		*10 - 110*	*12/27/22 16:45*	*12/28/22 09:01*	*1*
1-Methylnaphthalene-d10 (Surr)	*82*		*36 - 111*	*12/27/22 16:45*	*12/28/22 09:01*	*1*
Fluoranthene-d10 (Surr)	*86*		*47 - 128*	*12/27/22 16:45*	*12/28/22 09:01*	*1*

Client Sample ID: MW-11S-20221220

Lab Sample ID: 410-110319-9

Date Collected: 12/20/22 12:12

Matrix: Groundwater

Date Received: 12/22/22 20:15

Method: SW846 8260D - Volatile Organic Compounds by GC/MS

Analyte	Result	Qualifier	RL	MDL	Unit	D	Prepared	Analyzed	Dil Fac
Benzene	**1.2**		1.0	0.30	ug/L			12/30/22 21:03	1
Ethylbenzene	ND		1.0	0.40	ug/L			12/30/22 21:03	1
Toluene	ND		1.0	0.20	ug/L			12/30/22 21:03	1
Xylenes, Total	**0.92**	**J**	1.0	0.40	ug/L			12/30/22 21:03	1

Surrogate	*%Recovery*	*Qualifier*	*Limits*	*Prepared*	*Analyzed*	*Dil Fac*
1,2-Dichloroethane-d4 (Surr)	*105*		*80 - 120*		*12/30/22 21:03*	*1*
4-Bromofluorobenzene (Surr)	*93*		*80 - 120*		*12/30/22 21:03*	*1*
Dibromofluoromethane (Surr)	*110*		*80 - 120*		*12/30/22 21:03*	*1*
Toluene-d8 (Surr)	*97*		*80 - 120*		*12/30/22 21:03*	*1*

Method: SW846 8270E SIM - Semivolatile Organic Compounds (GC/MS SIM)

Analyte	Result	Qualifier	RL	MDL	Unit	D	Prepared	Analyzed	Dil Fac
Acenaphthylene	**0.85**		0.050	0.010	ug/L		12/27/22 16:45	12/28/22 09:22	1
Anthracene	**4.1**		0.050	0.010	ug/L		12/27/22 16:45	12/28/22 09:22	1
Benzo[a]anthracene	**0.79**		0.050	0.010	ug/L		12/27/22 16:45	12/28/22 09:22	1
Benzo[a]pyrene	**0.38**		0.050	0.010	ug/L		12/27/22 16:45	12/28/22 09:22	1
Benzo[b]fluoranthene	**0.51**		0.050	0.010	ug/L		12/27/22 16:45	12/28/22 09:22	1
Benzo[g,h,i]perylene	**0.29**		0.050	0.010	ug/L		12/27/22 16:45	12/28/22 09:22	1
Benzo[k]fluoranthene	**0.15**		0.050	0.010	ug/L		12/27/22 16:45	12/28/22 09:22	1
Chrysene	**0.70**		0.050	0.010	ug/L		12/27/22 16:45	12/28/22 09:22	1
Dibenz(a,h)anthracene	**0.056**		0.050	0.020	ug/L		12/27/22 16:45	12/28/22 09:22	1
Fluoranthene	**4.6**		0.050	0.010	ug/L		12/27/22 16:45	12/28/22 09:22	1
Indeno[1,2,3-cd]pyrene	**0.28**		0.050	0.020	ug/L		12/27/22 16:45	12/28/22 09:22	1
Naphthalene	**8.4**		0.070	0.030	ug/L		12/27/22 16:45	12/28/22 09:22	1
Pyrene	**5.6**		0.050	0.010	ug/L		12/27/22 16:45	12/28/22 09:22	1

Surrogate	*%Recovery*	*Qualifier*	*Limits*	*Prepared*	*Analyzed*	*Dil Fac*
Benzo(a)pyrene-d12 (Surr)	*73*		*10 - 110*	*12/27/22 16:45*	*12/28/22 09:22*	*1*
1-Methylnaphthalene-d10 (Surr)	*85*		*36 - 111*	*12/27/22 16:45*	*12/28/22 09:22*	*1*
Fluoranthene-d10 (Surr)	*85*		*47 - 128*	*12/27/22 16:45*	*12/28/22 09:22*	*1*

Client Sample ID: MW-11S-20221220

Lab Sample ID: 410-110319-9

Date Collected: 12/20/22 12:12

Matrix: Groundwater

Date Received: 12/22/22 20:15

Method: SW846 8270E SIM - Semivolatile Organic Compounds (GC/MS SIM) - DL

Analyte	Result	Qualifier	RL	MDL	Unit	D	Prepared	Analyzed	Dil Fac
Acenaphthene	**50**		0.50	0.10	ug/L		12/27/22 16:45	12/28/22 11:31	10
Fluorene	**12**		0.50	0.10	ug/L		12/27/22 16:45	12/28/22 11:31	10
Phenanthrene	**19**		0.70	0.30	ug/L		12/27/22 16:45	12/28/22 11:31	10

Surrogate	*%Recovery*	*Qualifier*	*Limits*	*Prepared*	*Analyzed*	*Dil Fac*
Benzo(a)pyrene-d12 (Surr)	*69*		*10 - 110*	*12/27/22 16:45*	*12/28/22 11:31*	*10*
1-Methylnaphthalene-d10 (Surr)	*89*		*36 - 111*	*12/27/22 16:45*	*12/28/22 11:31*	*10*
Fluoranthene-d10 (Surr)	*87*		*47 - 128*	*12/27/22 16:45*	*12/28/22 11:31*	*10*

Client Sample ID: MW-4S-20221220

Lab Sample ID: 410-110319-10

Date Collected: 12/20/22 14:00

Matrix: Groundwater

Date Received: 12/22/22 20:15

Method: SW846 8260D - Volatile Organic Compounds by GC/MS

Analyte	Result	Qualifier	RL	MDL	Unit	D	Prepared	Analyzed	Dil Fac
Benzene	ND		1.0	0.30	ug/L			12/30/22 21:28	1
Ethylbenzene	ND		1.0	0.40	ug/L			12/30/22 21:28	1
Toluene	ND		1.0	0.20	ug/L			12/30/22 21:28	1
Xylenes, Total	ND		1.0	0.40	ug/L			12/30/22 21:28	1

Surrogate	*%Recovery*	*Qualifier*	*Limits*	*Prepared*	*Analyzed*	*Dil Fac*
1,2-Dichloroethane-d4 (Surr)	*105*		*80 - 120*		*12/30/22 21:28*	*1*
4-Bromofluorobenzene (Surr)	*91*		*80 - 120*		*12/30/22 21:28*	*1*
Dibromofluoromethane (Surr)	*107*		*80 - 120*		*12/30/22 21:28*	*1*
Toluene-d8 (Surr)	*95*		*80 - 120*		*12/30/22 21:28*	*1*

Method: SW846 8270E SIM - Semivolatile Organic Compounds (GC/MS SIM)

Analyte	Result	Qualifier	RL	MDL	Unit	D	Prepared	Analyzed	Dil Fac
Acenaphthylene	**0.31**		0.051	0.010	ug/L		12/27/22 16:45	12/28/22 09:44	1
Anthracene	**0.22**		0.051	0.010	ug/L		12/27/22 16:45	12/28/22 09:44	1
Benzo[a]anthracene	ND		0.051	0.010	ug/L		12/27/22 16:45	12/28/22 09:44	1
Benzo[a]pyrene	ND		0.051	0.010	ug/L		12/27/22 16:45	12/28/22 09:44	1
Benzo[b]fluoranthene	ND		0.051	0.010	ug/L		12/27/22 16:45	12/28/22 09:44	1
Benzo[g,h,i]perylene	ND		0.051	0.010	ug/L		12/27/22 16:45	12/28/22 09:44	1
Benzo[k]fluoranthene	ND		0.051	0.010	ug/L		12/27/22 16:45	12/28/22 09:44	1
Chrysene	**0.015**	**J**	0.051	0.010	ug/L		12/27/22 16:45	12/28/22 09:44	1
Dibenz(a,h)anthracene	ND		0.051	0.020	ug/L		12/27/22 16:45	12/28/22 09:44	1
Fluoranthene	**4.3**		0.051	0.010	ug/L		12/27/22 16:45	12/28/22 09:44	1
Fluorene	**6.2**		0.051	0.010	ug/L		12/27/22 16:45	12/28/22 09:44	1
Indeno[1,2,3-cd]pyrene	ND		0.051	0.020	ug/L		12/27/22 16:45	12/28/22 09:44	1
Naphthalene	**0.055**	**J**	0.072	0.031	ug/L		12/27/22 16:45	12/28/22 09:44	1
Phenanthrene	**0.13**		0.072	0.031	ug/L		12/27/22 16:45	12/28/22 09:44	1
Pyrene	**4.8**		0.051	0.010	ug/L		12/27/22 16:45	12/28/22 09:44	1

Surrogate	*%Recovery*	*Qualifier*	*Limits*	*Prepared*	*Analyzed*	*Dil Fac*
Benzo(a)pyrene-d12 (Surr)	*67*		*10 - 110*	*12/27/22 16:45*	*12/28/22 09:44*	*1*
1-Methylnaphthalene-d10 (Surr)	*86*		*36 - 111*	*12/27/22 16:45*	*12/28/22 09:44*	*1*
Fluoranthene-d10 (Surr)	*95*		*47 - 128*	*12/27/22 16:45*	*12/28/22 09:44*	*1*

Client Sample ID: MW-4S-20221220

Lab Sample ID: 410-110319-10

Date Collected: 12/20/22 14:00

Matrix: Groundwater

Date Received: 12/22/22 20:15

Method: SW846 8270E SIM - Semivolatile Organic Compounds (GC/MS SIM) - DL

Analyte	Result	Qualifier	RL	MDL	Unit	D	Prepared	Analyzed	Dil Fac
Acenaphthene	23		0.51	0.10	ug/L		12/27/22 16:45	12/29/22 05:21	10

Surrogate	*%Recovery*	*Qualifier*	*Limits*	*Prepared*	*Analyzed*	*Dil Fac*
Benzo(a)pyrene-d12 (Surr)	*53*		*10 - 110*	*12/27/22 16:45*	*12/29/22 05:21*	*10*
1-Methylnaphthalene-d10 (Surr)	*86*		*36 - 111*	*12/27/22 16:45*	*12/29/22 05:21*	*10*
Fluoranthene-d10 (Surr)	*86*		*47 - 128*	*12/27/22 16:45*	*12/29/22 05:21*	*10*

Client Sample ID: MW-3-20221220

Lab Sample ID: 410-110319-11

Date Collected: 12/20/22 14:40

Matrix: Groundwater

Date Received: 12/22/22 20:15

Method: SW846 8260D - Volatile Organic Compounds by GC/MS

Analyte	Result	Qualifier	RL	MDL	Unit	D	Prepared	Analyzed	Dil Fac
Benzene	0.79	J	1.0	0.30	ug/L			12/30/22 21:54	1
Ethylbenzene	1.7		1.0	0.40	ug/L			12/30/22 21:54	1
Toluene	0.62	J	1.0	0.20	ug/L			12/30/22 21:54	1
Xylenes, Total	1.6		1.0	0.40	ug/L			12/30/22 21:54	1

Surrogate	*%Recovery*	*Qualifier*	*Limits*	*Prepared*	*Analyzed*	*Dil Fac*
1,2-Dichloroethane-d4 (Surr)	*104*		*80 - 120*		*12/30/22 21:54*	*1*
4-Bromofluorobenzene (Surr)	*92*		*80 - 120*		*12/30/22 21:54*	*1*
Dibromofluoromethane (Surr)	*108*		*80 - 120*		*12/30/22 21:54*	*1*
Toluene-d8 (Surr)	*96*		*80 - 120*		*12/30/22 21:54*	*1*

Method: SW846 8270E SIM - Semivolatile Organic Compounds (GC/MS SIM)

Analyte	Result	Qualifier	RL	MDL	Unit	D	Prepared	Analyzed	Dil Fac
Acenaphthylene	3.4		0.054	0.011	ug/L		12/27/22 16:45	12/28/22 10:05	1
Anthracene	1.5		0.054	0.011	ug/L		12/27/22 16:45	12/28/22 10:05	1
Benzo[a]anthracene	0.56		0.054	0.011	ug/L		12/27/22 16:45	12/28/22 10:05	1
Benzo[a]pyrene	0.012	J	0.054	0.011	ug/L		12/27/22 16:45	12/28/22 10:05	1
Benzo[b]fluoranthene	0.011	J	0.054	0.011	ug/L		12/27/22 16:45	12/28/22 10:05	1
Benzo[g,h,i]perylene	ND		0.054	0.011	ug/L		12/27/22 16:45	12/28/22 10:05	1
Benzo[k]fluoranthene	ND		0.054	0.011	ug/L		12/27/22 16:45	12/28/22 10:05	1
Chrysene	0.31		0.054	0.011	ug/L		12/27/22 16:45	12/28/22 10:05	1
Dibenz(a,h)anthracene	ND		0.054	0.021	ug/L		12/27/22 16:45	12/28/22 10:05	1
Fluoranthene	9.0		0.054	0.011	ug/L		12/27/22 16:45	12/28/22 10:05	1
Fluorene	6.8		0.054	0.011	ug/L		12/27/22 16:45	12/28/22 10:05	1
Indeno[1,2,3-cd]pyrene	ND		0.054	0.021	ug/L		12/27/22 16:45	12/28/22 10:05	1
Pyrene	9.2		0.054	0.011	ug/L		12/27/22 16:45	12/28/22 10:05	1

Surrogate	*%Recovery*	*Qualifier*	*Limits*	*Prepared*	*Analyzed*	*Dil Fac*
Benzo(a)pyrene-d12 (Surr)	*68*		*10 - 110*	*12/27/22 16:45*	*12/28/22 10:05*	*1*
1-Methylnaphthalene-d10 (Surr)	*70*		*36 - 111*	*12/27/22 16:45*	*12/28/22 10:05*	*1*
Fluoranthene-d10 (Surr)	*73*		*47 - 128*	*12/27/22 16:45*	*12/28/22 10:05*	*1*

Method: SW846 8270E SIM - Semivolatile Organic Compounds (GC/MS SIM) - DL

Analyte	Result	Qualifier	RL	MDL	Unit	D	Prepared	Analyzed	Dil Fac
Acenaphthene	28		0.54	0.11	ug/L		12/27/22 16:45	12/29/22 05:43	10
Naphthalene	60		0.75	0.32	ug/L		12/27/22 16:45	12/29/22 05:43	10
Phenanthrene	14		0.75	0.32	ug/L		12/27/22 16:45	12/29/22 05:43	10

Client Sample ID: MW-3-20221220

Lab Sample ID: 410-110319-11

Date Collected: 12/20/22 14:40
Matrix: Groundwater
Date Received: 12/22/22 20:15

Surrogate	*%Recovery*	*Qualifier*	*Limits*	*Prepared*	*Analyzed*	*Dil Fac*
Benzo(a)pyrene-d12 (Surr)	*55*		*10 - 110*	*12/27/22 16:45*	*12/29/22 05:43*	*10*
1-Methylnaphthalene-d10 (Surr)	*71*		*36 - 111*	*12/27/22 16:45*	*12/29/22 05:43*	*10*
Fluoranthene-d10 (Surr)	*63*		*47 - 128*	*12/27/22 16:45*	*12/29/22 05:43*	*10*

Client Sample ID: MW-13S-20221220

Lab Sample ID: 410-110319-12

Date Collected: 12/20/22 15:22
Matrix: Groundwater
Date Received: 12/22/22 20:15

Method: SW846 8260D - Volatile Organic Compounds by GC/MS

Analyte	Result	Qualifier	RL	MDL	Unit	D	Prepared	Analyzed	Dil Fac
Benzene	**0.71**	**J**	1.0	0.30	ug/L			12/30/22 22:20	1
Ethylbenzene	ND		1.0	0.40	ug/L			12/30/22 22:20	1
Toluene	**0.25**	**J**	1.0	0.20	ug/L			12/30/22 22:20	1
Xylenes, Total	ND		1.0	0.40	ug/L			12/30/22 22:20	1

Surrogate	*%Recovery*	*Qualifier*	*Limits*	*Prepared*	*Analyzed*	*Dil Fac*
1,2-Dichloroethane-d4 (Surr)	*106*		*80 - 120*		*12/30/22 22:20*	*1*
4-Bromofluorobenzene (Surr)	*90*		*80 - 120*		*12/30/22 22:20*	*1*
Dibromofluoromethane (Surr)	*108*		*80 - 120*		*12/30/22 22:20*	*1*
Toluene-d8 (Surr)	*95*		*80 - 120*		*12/30/22 22:20*	*1*

Method: SW846 8270E SIM - Semivolatile Organic Compounds (GC/MS SIM)

Analyte	Result	Qualifier	RL	MDL	Unit	D	Prepared	Analyzed	Dil Fac
Acenaphthene	**4.8**		0.051	0.010	ug/L		12/27/22 16:45	12/28/22 10:27	1
Acenaphthylene	**0.25**		0.051	0.010	ug/L		12/27/22 16:45	12/28/22 10:27	1
Anthracene	**0.24**		0.051	0.010	ug/L		12/27/22 16:45	12/28/22 10:27	1
Benzo[a]anthracene	**0.22**		0.051	0.010	ug/L		12/27/22 16:45	12/28/22 10:27	1
Benzo[a]pyrene	ND		0.051	0.010	ug/L		12/27/22 16:45	12/28/22 10:27	1
Benzo[b]fluoranthene	ND		0.051	0.010	ug/L		12/27/22 16:45	12/28/22 10:27	1
Benzo[g,h,i]perylene	ND		0.051	0.010	ug/L		12/27/22 16:45	12/28/22 10:27	1
Benzo[k]fluoranthene	ND		0.051	0.010	ug/L		12/27/22 16:45	12/28/22 10:27	1
Chrysene	**0.14**		0.051	0.010	ug/L		12/27/22 16:45	12/28/22 10:27	1
Dibenz(a,h)anthracene	ND		0.051	0.020	ug/L		12/27/22 16:45	12/28/22 10:27	1
Fluoranthene	**2.1**		0.051	0.010	ug/L		12/27/22 16:45	12/28/22 10:27	1
Fluorene	**0.070**		0.051	0.010	ug/L		12/27/22 16:45	12/28/22 10:27	1
Indeno[1,2,3-cd]pyrene	ND		0.051	0.020	ug/L		12/27/22 16:45	12/28/22 10:27	1
Naphthalene	ND		0.071	0.030	ug/L		12/27/22 16:45	12/28/22 10:27	1
Phenanthrene	**0.038**	**J**	0.071	0.030	ug/L		12/27/22 16:45	12/28/22 10:27	1
Pyrene	**2.4**		0.051	0.010	ug/L		12/27/22 16:45	12/28/22 10:27	1

Surrogate	*%Recovery*	*Qualifier*	*Limits*	*Prepared*	*Analyzed*	*Dil Fac*
Benzo(a)pyrene-d12 (Surr)	*64*		*10 - 110*	*12/27/22 16:45*	*12/28/22 10:27*	*1*
1-Methylnaphthalene-d10 (Surr)	*82*		*36 - 111*	*12/27/22 16:45*	*12/28/22 10:27*	*1*
Fluoranthene-d10 (Surr)	*92*		*47 - 128*	*12/27/22 16:45*	*12/28/22 10:27*	*1*

Client Sample ID: MW-13D-20221220

Lab Sample ID: 410-110319-13

Date Collected: 12/20/22 16:01
Matrix: Groundwater
Date Received: 12/22/22 20:15

Method: SW846 8260D - Volatile Organic Compounds by GC/MS

Analyte	Result	Qualifier	RL	MDL	Unit	D	Prepared	Analyzed	Dil Fac
Benzene	ND		1.0	0.30	ug/L			12/30/22 22:46	1

Client Sample ID: MW-13D-20221220

Lab Sample ID: 410-110319-13

Date Collected: 12/20/22 16:01

Matrix: Groundwater

Date Received: 12/22/22 20:15

Method: SW846 8260D - Volatile Organic Compounds by GC/MS (Continued)

Analyte	Result	Qualifier	RL	MDL	Unit	D	Prepared	Analyzed	Dil Fac
Ethylbenzene	ND		1.0	0.40	ug/L			12/30/22 22:46	1
Toluene	ND		1.0	0.20	ug/L			12/30/22 22:46	1
Xylenes, Total	ND		1.0	0.40	ug/L			12/30/22 22:46	1

Surrogate	*%Recovery*	*Qualifier*	*Limits*	*Prepared*	*Analyzed*	*Dil Fac*
1,2-Dichloroethane-d4 (Surr)	*105*		*80 - 120*		*12/30/22 22:46*	*1*
4-Bromofluorobenzene (Surr)	*91*		*80 - 120*		*12/30/22 22:46*	*1*
Dibromofluoromethane (Surr)	*108*		*80 - 120*		*12/30/22 22:46*	*1*
Toluene-d8 (Surr)	*96*		*80 - 120*		*12/30/22 22:46*	*1*

Method: SW846 8270E SIM - Semivolatile Organic Compounds (GC/MS SIM)

Analyte	Result	Qualifier	RL	MDL	Unit	D	Prepared	Analyzed	Dil Fac
Acenaphthene	ND		0.054	0.011	ug/L		12/27/22 16:45	12/28/22 10:48	1
Acenaphthylene	ND		0.054	0.011	ug/L		12/27/22 16:45	12/28/22 10:48	1
Anthracene	ND		0.054	0.011	ug/L		12/27/22 16:45	12/28/22 10:48	1
Benzo[a]anthracene	**0.014**	**J**	0.054	0.011	ug/L		12/27/22 16:45	12/28/22 10:48	1
Benzo[a]pyrene	**0.012**	**J**	0.054	0.011	ug/L		12/27/22 16:45	12/28/22 10:48	1
Benzo[b]fluoranthene	**0.020**	**J**	0.054	0.011	ug/L		12/27/22 16:45	12/28/22 10:48	1
Benzo[g,h,i]perylene	**0.015**	**J**	0.054	0.011	ug/L		12/27/22 16:45	12/28/22 10:48	1
Benzo[k]fluoranthene	ND		0.054	0.011	ug/L		12/27/22 16:45	12/28/22 10:48	1
Chrysene	**0.022**	**J**	0.054	0.011	ug/L		12/27/22 16:45	12/28/22 10:48	1
Dibenz(a,h)anthracene	ND		0.054	0.021	ug/L		12/27/22 16:45	12/28/22 10:48	1
Fluoranthene	**0.050**	**J**	0.054	0.011	ug/L		12/27/22 16:45	12/28/22 10:48	1
Fluorene	ND		0.054	0.011	ug/L		12/27/22 16:45	12/28/22 10:48	1
Indeno[1,2,3-cd]pyrene	ND		0.054	0.021	ug/L		12/27/22 16:45	12/28/22 10:48	1
Naphthalene	**0.046**	**J**	0.075	0.032	ug/L		12/27/22 16:45	12/28/22 10:48	1
Phenanthrene	**0.069**	**J**	0.075	0.032	ug/L		12/27/22 16:45	12/28/22 10:48	1
Pyrene	**0.056**		0.054	0.011	ug/L		12/27/22 16:45	12/28/22 10:48	1

Surrogate	*%Recovery*	*Qualifier*	*Limits*	*Prepared*	*Analyzed*	*Dil Fac*
Benzo(a)pyrene-d12 (Surr)	*69*		*10 - 110*	*12/27/22 16:45*	*12/28/22 10:48*	*1*
1-Methylnaphthalene-d10 (Surr)	*80*		*36 - 111*	*12/27/22 16:45*	*12/28/22 10:48*	*1*
Fluoranthene-d10 (Surr)	*84*		*47 - 128*	*12/27/22 16:45*	*12/28/22 10:48*	*1*

Client Sample ID: DUP-20221220

Lab Sample ID: 410-110319-14

Date Collected: 12/20/22 00:00

Matrix: Groundwater

Date Received: 12/22/22 20:15

Method: SW846 8260D - Volatile Organic Compounds by GC/MS

Analyte	Result	Qualifier	RL	MDL	Unit	D	Prepared	Analyzed	Dil Fac
Benzene	**0.75**	**J**	1.0	0.30	ug/L			12/30/22 23:12	1
Ethylbenzene	**1.6**		1.0	0.40	ug/L			12/30/22 23:12	1
Toluene	**0.56**	**J**	1.0	0.20	ug/L			12/30/22 23:12	1
Xylenes, Total	**1.5**		1.0	0.40	ug/L			12/30/22 23:12	1

Surrogate	*%Recovery*	*Qualifier*	*Limits*	*Prepared*	*Analyzed*	*Dil Fac*
1,2-Dichloroethane-d4 (Surr)	*108*		*80 - 120*		*12/30/22 23:12*	*1*
4-Bromofluorobenzene (Surr)	*92*		*80 - 120*		*12/30/22 23:12*	*1*
Dibromofluoromethane (Surr)	*112*		*80 - 120*		*12/30/22 23:12*	*1*
Toluene-d8 (Surr)	*95*		*80 - 120*		*12/30/22 23:12*	*1*

Client Sample ID: DUP-20221220

Lab Sample ID: 410-110319-14

Date Collected: 12/20/22 00:00

Matrix: Groundwater

Date Received: 12/22/22 20:15

Method: SW846 8270E SIM - Semivolatile Organic Compounds (GC/MS SIM)

Analyte	Result	Qualifier	RL	MDL	Unit	D	Prepared	Analyzed	Dil Fac
Acenaphthylene	**4.1**		0.052	0.010	ug/L		12/27/22 16:45	12/28/22 11:10	1
Anthracene	**1.9**		0.052	0.010	ug/L		12/27/22 16:45	12/28/22 11:10	1
Benzo[a]anthracene	**0.70**		0.052	0.010	ug/L		12/27/22 16:45	12/28/22 11:10	1
Benzo[a]pyrene	**0.012**	**J**	0.052	0.010	ug/L		12/27/22 16:45	12/28/22 11:10	1
Benzo[b]fluoranthene	**0.013**	**J**	0.052	0.010	ug/L		12/27/22 16:45	12/28/22 11:10	1
Benzo[g,h,i]perylene	ND		0.052	0.010	ug/L		12/27/22 16:45	12/28/22 11:10	1
Benzo[k]fluoranthene	ND		0.052	0.010	ug/L		12/27/22 16:45	12/28/22 11:10	1
Chrysene	**0.39**		0.052	0.010	ug/L		12/27/22 16:45	12/28/22 11:10	1
Dibenz(a,h)anthracene	ND		0.052	0.021	ug/L		12/27/22 16:45	12/28/22 11:10	1
Fluorene	**7.9**		0.052	0.010	ug/L		12/27/22 16:45	12/28/22 11:10	1
Indeno[1,2,3-cd]pyrene	ND		0.052	0.021	ug/L		12/27/22 16:45	12/28/22 11:10	1

Surrogate	*%Recovery*	*Qualifier*	*Limits*	*Prepared*	*Analyzed*	*Dil Fac*
Benzo(a)pyrene-d12 (Surr)	*84*		*10 - 110*	*12/27/22 16:45*	*12/28/22 11:10*	*1*
1-Methylnaphthalene-d10 (Surr)	*88*		*36 - 111*	*12/27/22 16:45*	*12/28/22 11:10*	*1*
Fluoranthene-d10 (Surr)	*93*		*47 - 128*	*12/27/22 16:45*	*12/28/22 11:10*	*1*

Method: SW846 8270E SIM - Semivolatile Organic Compounds (GC/MS SIM) - DL

Analyte	Result	Qualifier	RL	MDL	Unit	D	Prepared	Analyzed	Dil Fac
Acenaphthene	**30**		0.52	0.10	ug/L		12/27/22 16:45	12/29/22 06:05	10
Fluoranthene	**10**		0.52	0.10	ug/L		12/27/22 16:45	12/29/22 06:05	10
Naphthalene	**67**		0.72	0.31	ug/L		12/27/22 16:45	12/29/22 06:05	10
Phenanthrene	**15**		0.72	0.31	ug/L		12/27/22 16:45	12/29/22 06:05	10
Pyrene	**11**		0.52	0.10	ug/L		12/27/22 16:45	12/29/22 06:05	10

Surrogate	*%Recovery*	*Qualifier*	*Limits*	*Prepared*	*Analyzed*	*Dil Fac*
Benzo(a)pyrene-d12 (Surr)	*61*		*10 - 110*	*12/27/22 16:45*	*12/29/22 06:05*	*10*
1-Methylnaphthalene-d10 (Surr)	*80*		*36 - 111*	*12/27/22 16:45*	*12/29/22 06:05*	*10*
Fluoranthene-d10 (Surr)	*78*		*47 - 128*	*12/27/22 16:45*	*12/29/22 06:05*	*10*

Client Sample ID: TripBlank-20221220

Lab Sample ID: 410-110319-15

Date Collected: 12/20/22 00:00

Matrix: Water

Date Received: 12/22/22 20:15

Method: SW846 8260D - Volatile Organic Compounds by GC/MS

Analyte	Result	Qualifier	RL	MDL	Unit	D	Prepared	Analyzed	Dil Fac
Benzene	ND		1.0	0.30	ug/L			12/30/22 15:00	1
Ethylbenzene	ND		1.0	0.40	ug/L			12/30/22 15:00	1
Toluene	ND		1.0	0.20	ug/L			12/30/22 15:00	1
Xylenes, Total	ND		1.0	0.40	ug/L			12/30/22 15:00	1

Surrogate	*%Recovery*	*Qualifier*	*Limits*	*Prepared*	*Analyzed*	*Dil Fac*
1,2-Dichloroethane-d4 (Surr)	*98*		*80 - 120*		*12/30/22 15:00*	*1*
4-Bromofluorobenzene (Surr)	*91*		*80 - 120*		*12/30/22 15:00*	*1*
Dibromofluoromethane (Surr)	*106*		*80 - 120*		*12/30/22 15:00*	*1*
Toluene-d8 (Surr)	*98*		*80 - 120*		*12/30/22 15:00*	*1*

Surrogate Summary

Client: Brown and Caldwell
Project/Site: Patchogue, NY

Job ID: 410-110319-1

Method: 8260D - Volatile Organic Compounds by GC/MS

Matrix: Groundwater **Prep Type: Total/NA**

		Percent Surrogate Recovery (Acceptance Limits)			
		DCA	BFB	DBFM	TOL
Lab Sample ID	Client Sample ID	(80-120)	(80-120)	(80-120)	(80-120)
410-110319-1	MW-1-20221219	104	89	101	108
410-110319-2	MW-10S-20221219	100	89	105	109
410-110319-2 MS	MW-10S-20221219	99	88	101	106
410-110319-2 MSD	MW-10S-20221219	100	85	99	106
410-110319-4	MW-8S-20221219	103	88	102	107
410-110319-5	MW-7S-20221220	106	87	102	105
410-110319-6	MW-14S-20221220	102	88	98	107
410-110319-7	MW-12S-20221220	103 cn	88 cn	98 cn	108 cn
410-110319-8	MW-12D-20221220	111	91	115	94
410-110319-9	MW-11S-20221220	105	93	110	97
410-110319-10	MW-4S-20221220	105	91	107	95
410-110319-11	MW-3-20221220	104	92	108	96
410-110319-12	MW-13S-20221220	106	90	108	95
410-110319-13	MW-13D-20221220	105	91	108	96
410-110319-14	DUP-20221220	108	92	112	95

Surrogate Legend

DCA = 1,2-Dichloroethane-d4 (Surr)
BFB = 4-Bromofluorobenzene (Surr)
DBFM = Dibromofluoromethane (Surr)
TOL = Toluene-d8 (Surr)

Method: 8260D - Volatile Organic Compounds by GC/MS

Matrix: Water **Prep Type: Total/NA**

		Percent Surrogate Recovery (Acceptance Limits)			
		DCA	BFB	DBFM	TOL
Lab Sample ID	Client Sample ID	(80-120)	(80-120)	(80-120)	(80-120)
410-110319-3	FB-20221219	103	83	103	104
410-110319-15	TripBlank-20221220	98	91	106	98
LCS 410-331543/4	Lab Control Sample	106	90	108	96
LCS 410-331544/4	Lab Control Sample	99	85	101	105
LCSD 410-331543/5	Lab Control Sample Dup	104	93	108	98
MB 410-331543/7	Method Blank	106	91	107	96
MB 410-331544/6	Method Blank	99	88	103	104

Surrogate Legend

DCA = 1,2-Dichloroethane-d4 (Surr)
BFB = 4-Bromofluorobenzene (Surr)
DBFM = Dibromofluoromethane (Surr)
TOL = Toluene-d8 (Surr)

Method: 8270E SIM - Semivolatile Organic Compounds (GC/MS SIM)

Matrix: Groundwater **Prep Type: Total/NA**

		Percent Surrogate Recovery (Acceptance Limits)		
		BAPd12	MNPd10	FLN10
Lab Sample ID	Client Sample ID	(10-110)	(36-111)	(47-128)
410-110319-1	MW-1-20221219	73 cn	71 cn	84 cn
410-110319-2	MW-10S-20221219	64 cn	65 cn	79 cn
410-110319-2 MS	MW-10S-20221219	64	64	81

Surrogate Summary

Client: Brown and Caldwell
Job ID: 410-110319-1
Project/Site: Patchogue, NY

Method: 8270E SIM - Semivolatile Organic Compounds (GC/MS SIM) (Continued)

Matrix: Groundwater **Prep Type: Total/NA**

		Percent Surrogate Recovery (Acceptance Limits)		
		BAPd12	MNPd10	FLN10
Lab Sample ID	Client Sample ID	(10-110)	(36-111)	(47-128)
410-110319-2 MSD	MW-10S-20221219	65	71	86
410-110319-4	MW-8S-20221219	55 cn	72 cn	77 cn
410-110319-5	MW-7S-20221220	76	85	87
410-110319-6	MW-14S-20221220	59	68	72
410-110319-7	MW-12S-20221220	48	83	86
410-110319-8	MW-12D-20221220	36	82	86
410-110319-9	MW-11S-20221220	73	85	85
410-110319-9 - DL	MW-11S-20221220	69	89	87
410-110319-10	MW-4S-20221220	67	86	95
410-110319-10 - DL	MW-4S-20221220	53	86	86
410-110319-11	MW-3-20221220	68	70	73
410-110319-11 - DL	MW-3-20221220	55	71	63
410-110319-12	MW-13S-20221220	64	82	92
410-110319-13	MW-13D-20221220	69	80	84
410-110319-14	DUP-20221220	84	88	93
410-110319-14 - DL	DUP-20221220	61	80	78

Surrogate Legend

BAPd12 = Benzo(a)pyrene-d12 (Surr)
MNPd10 = 1-Methylnaphthalene-d10 (Surr)
FLN10 = Fluoranthene-d10 (Surr)

Method: 8270E SIM - Semivolatile Organic Compounds (GC/MS SIM)

Matrix: Water **Prep Type: Total/NA**

		Percent Surrogate Recovery (Acceptance Limits)		
		BAPd12	MNPd10	FLN10
Lab Sample ID	Client Sample ID	(10-110)	(36-111)	(47-128)
410-110319-3	FB-20221219	85 cn	86 cn	80 cn
LCS 410-330507/2-A	Lab Control Sample	86	85	85
LCS 410-331675/2-A	Lab Control Sample	90	80	87
LCS 410-333333/2-A	Lab Control Sample	78	68	79
LCSD 410-330507/3-A	Lab Control Sample Dup	89	87	89
MB 410-330507/1-A	Method Blank	82	80	82
MB 410-331675/1-A	Method Blank	89	83	92
MB 410-333333/1-A	Method Blank	79	74	78

Surrogate Legend

BAPd12 = Benzo(a)pyrene-d12 (Surr)
MNPd10 = 1-Methylnaphthalene-d10 (Surr)
FLN10 = Fluoranthene-d10 (Surr)

Method: 8260D - Volatile Organic Compounds by GC/MS

Lab Sample ID: MB 410-331543/7
Matrix: Water
Analysis Batch: 331543

Client Sample ID: Method Blank
Prep Type: Total/NA

Analyte	MB Result	MB Qualifier	RL	MDL	Unit	D	Prepared	Analyzed	Dil Fac
Benzene	ND		1.0	0.30	ug/L			12/30/22 13:43	1
Ethylbenzene	ND		1.0	0.40	ug/L			12/30/22 13:43	1
Toluene	ND		1.0	0.20	ug/L			12/30/22 13:43	1
Xylenes, Total	ND		1.0	0.40	ug/L			12/30/22 13:43	1

Surrogate	*MB %Recovery*	*MB Qualifier*	*Limits*	*Prepared*	*Analyzed*	*Dil Fac*
1,2-Dichloroethane-d4 (Surr)	*106*		*80 - 120*		*12/30/22 13:43*	*1*
4-Bromofluorobenzene (Surr)	*91*		*80 - 120*		*12/30/22 13:43*	*1*
Dibromofluoromethane (Surr)	*107*		*80 - 120*		*12/30/22 13:43*	*1*
Toluene-d8 (Surr)	*96*		*80 - 120*		*12/30/22 13:43*	*1*

Lab Sample ID: LCS 410-331543/4
Matrix: Water
Analysis Batch: 331543

Client Sample ID: Lab Control Sample
Prep Type: Total/NA

Analyte	Spike Added	LCS Result	LCS Qualifier	Unit	D	%Rec	%Rec Limits
Benzene	20.0	18.5		ug/L		92	80 - 120
Ethylbenzene	20.0	18.2		ug/L		91	80 - 120
Toluene	20.0	18.1		ug/L		91	80 - 120
Xylenes, Total	60.0	55.7		ug/L		93	80 - 120

Surrogate	*LCS %Recovery*	*LCS Qualifier*	*Limits*
1,2-Dichloroethane-d4 (Surr)	*106*		*80 - 120*
4-Bromofluorobenzene (Surr)	*90*		*80 - 120*
Dibromofluoromethane (Surr)	*108*		*80 - 120*
Toluene-d8 (Surr)	*96*		*80 - 120*

Lab Sample ID: LCSD 410-331543/5
Matrix: Water
Analysis Batch: 331543

Client Sample ID: Lab Control Sample Dup
Prep Type: Total/NA

Analyte	Spike Added	LCSD Result	LCSD Qualifier	Unit	D	%Rec	%Rec Limits	RPD	RPD Limit
Benzene	20.0	18.6		ug/L		93	80 - 120	0	30
Ethylbenzene	20.0	18.3		ug/L		92	80 - 120	1	30
Toluene	20.0	18.6		ug/L		93	80 - 120	3	30
Xylenes, Total	60.0	56.0		ug/L		93	80 - 120	1	30

Surrogate	*LCSD %Recovery*	*LCSD Qualifier*	*Limits*
1,2-Dichloroethane-d4 (Surr)	*104*		*80 - 120*
4-Bromofluorobenzene (Surr)	*93*		*80 - 120*
Dibromofluoromethane (Surr)	*108*		*80 - 120*
Toluene-d8 (Surr)	*98*		*80 - 120*

Method: 8260D - Volatile Organic Compounds by GC/MS (Continued)

Lab Sample ID: MB 410-331544/6
Matrix: Water
Analysis Batch: 331544

Client Sample ID: Method Blank
Prep Type: Total/NA

Analyte	MB Result	MB Qualifier	RL	MDL	Unit	D	Prepared	Analyzed	Dil Fac
Benzene	ND		1.0	0.30	ug/L			12/30/22 13:40	1
Ethylbenzene	ND		1.0	0.40	ug/L			12/30/22 13:40	1
Toluene	ND		1.0	0.20	ug/L			12/30/22 13:40	1
Xylenes, Total	ND		1.0	0.40	ug/L			12/30/22 13:40	1

Surrogate	*MB %Recovery*	*MB Qualifier*	*Limits*	*Prepared*	*Analyzed*	*Dil Fac*
1,2-Dichloroethane-d4 (Surr)	*99*		*80 - 120*		*12/30/22 13:40*	*1*
4-Bromofluorobenzene (Surr)	*88*		*80 - 120*		*12/30/22 13:40*	*1*
Dibromofluoromethane (Surr)	*103*		*80 - 120*		*12/30/22 13:40*	*1*
Toluene-d8 (Surr)	*104*		*80 - 120*		*12/30/22 13:40*	*1*

Lab Sample ID: LCS 410-331544/4
Matrix: Water
Analysis Batch: 331544

Client Sample ID: Lab Control Sample
Prep Type: Total/NA

Analyte	Spike Added	LCS Result	LCS Qualifier	Unit	D	%Rec	%Rec Limits
Benzene	20.0	18.6		ug/L		93	80 - 120
Ethylbenzene	20.0	20.3		ug/L		101	80 - 120
Toluene	20.0	21.1		ug/L		106	80 - 120
Xylenes, Total	60.0	61.9		ug/L		103	80 - 120

Surrogate	*LCS %Recovery*	*LCS Qualifier*	*Limits*
1,2-Dichloroethane-d4 (Surr)	*99*		*80 - 120*
4-Bromofluorobenzene (Surr)	*85*		*80 - 120*
Dibromofluoromethane (Surr)	*101*		*80 - 120*
Toluene-d8 (Surr)	*105*		*80 - 120*

Lab Sample ID: 410-110319-2 MS
Matrix: Groundwater
Analysis Batch: 331544

Client Sample ID: MW-10S-20221219
Prep Type: Total/NA

Analyte	Sample Result	Sample Qualifier	Spike Added	MS Result	MS Qualifier	Unit	D	%Rec	%Rec Limits
Benzene	ND		20.0	20.6		ug/L		103	80 - 120
Ethylbenzene	ND		20.0	23.0		ug/L		115	80 - 120
Toluene	ND		20.0	23.6		ug/L		118	80 - 120
Xylenes, Total	ND		60.0	70.2		ug/L		117	80 - 120

Surrogate	*MS %Recovery*	*MS Qualifier*	*Limits*
1,2-Dichloroethane-d4 (Surr)	*99*		*80 - 120*
4-Bromofluorobenzene (Surr)	*88*		*80 - 120*
Dibromofluoromethane (Surr)	*101*		*80 - 120*
Toluene-d8 (Surr)	*106*		*80 - 120*

Method: 8260D - Volatile Organic Compounds by GC/MS (Continued)

Lab Sample ID: 410-110319-2 MSD
Matrix: Groundwater
Analysis Batch: 331544

Client Sample ID: MW-10S-20221219
Prep Type: Total/NA

Analyte	Sample Result	Sample Qualifier	Spike Added	MSD Result	MSD Qualifier	Unit	D	%Rec	%Rec Limits	RPD	RPD Limit
Benzene	ND		20.0	20.5		ug/L		102	80 - 120	1	30
Ethylbenzene	ND		20.0	22.6		ug/L		113	80 - 120	2	30
Toluene	ND		20.0	23.2		ug/L		116	80 - 120	2	30
Xylenes, Total	ND		60.0	71.3		ug/L		119	80 - 120	2	30

Surrogate	*MSD %Recovery*	*MSD Qualifier*	*Limits*
1,2-Dichloroethane-d4 (Surr)	*100*		*80 - 120*
4-Bromofluorobenzene (Surr)	*85*		*80 - 120*
Dibromofluoromethane (Surr)	*99*		*80 - 120*
Toluene-d8 (Surr)	*106*		*80 - 120*

Method: 8270E SIM - Semivolatile Organic Compounds (GC/MS SIM)

Lab Sample ID: MB 410-330507/1-A
Matrix: Water
Analysis Batch: 330631

Client Sample ID: Method Blank
Prep Type: Total/NA
Prep Batch: 330507

Analyte	MB Result	MB Qualifier	RL	MDL	Unit	D	Prepared	Analyzed	Dil Fac
Acenaphthene	ND		0.050	0.010	ug/L		12/27/22 16:45	12/28/22 05:04	1
Acenaphthylene	ND		0.050	0.010	ug/L		12/27/22 16:45	12/28/22 05:04	1
Anthracene	ND		0.050	0.010	ug/L		12/27/22 16:45	12/28/22 05:04	1
Benzo[a]anthracene	ND		0.050	0.010	ug/L		12/27/22 16:45	12/28/22 05:04	1
Benzo[a]pyrene	ND		0.050	0.010	ug/L		12/27/22 16:45	12/28/22 05:04	1
Benzo[b]fluoranthene	ND		0.050	0.010	ug/L		12/27/22 16:45	12/28/22 05:04	1
Benzo[g,h,i]perylene	ND		0.050	0.010	ug/L		12/27/22 16:45	12/28/22 05:04	1
Benzo[k]fluoranthene	ND		0.050	0.010	ug/L		12/27/22 16:45	12/28/22 05:04	1
Chrysene	ND		0.050	0.010	ug/L		12/27/22 16:45	12/28/22 05:04	1
Dibenz(a,h)anthracene	ND		0.050	0.020	ug/L		12/27/22 16:45	12/28/22 05:04	1
Fluoranthene	ND		0.050	0.010	ug/L		12/27/22 16:45	12/28/22 05:04	1
Fluorene	ND		0.050	0.010	ug/L		12/27/22 16:45	12/28/22 05:04	1
Indeno[1,2,3-cd]pyrene	ND		0.050	0.020	ug/L		12/27/22 16:45	12/28/22 05:04	1
Naphthalene	ND		0.070	0.030	ug/L		12/27/22 16:45	12/28/22 05:04	1
Phenanthrene	ND		0.070	0.030	ug/L		12/27/22 16:45	12/28/22 05:04	1
Pyrene	ND		0.050	0.010	ug/L		12/27/22 16:45	12/28/22 05:04	1

Surrogate	*MB %Recovery*	*MB Qualifier*	*Limits*	*Prepared*	*Analyzed*	*Dil Fac*
Benzo(a)pyrene-d12 (Surr)	*82*		*10 - 110*	*12/27/22 16:45*	*12/28/22 05:04*	*1*
1-Methylnaphthalene-d10 (Surr)	*80*		*36 - 111*	*12/27/22 16:45*	*12/28/22 05:04*	*1*
Fluoranthene-d10 (Surr)	*82*		*47 - 128*	*12/27/22 16:45*	*12/28/22 05:04*	*1*

Lab Sample ID: LCS 410-330507/2-A
Matrix: Water
Analysis Batch: 330631

Client Sample ID: Lab Control Sample
Prep Type: Total/NA
Prep Batch: 330507

Analyte	Spike Added	LCS Result	LCS Qualifier	Unit	D	%Rec	%Rec Limits
Acenaphthene	1.00	0.768		ug/L		77	42 - 120
Acenaphthylene	1.00	0.735		ug/L		74	49 - 120
Anthracene	1.00	0.858		ug/L		86	54 - 121

Method: 8270E SIM - Semivolatile Organic Compounds (GC/MS SIM) (Continued)

Lab Sample ID: LCS 410-330507/2-A
Matrix: Water
Analysis Batch: 330631

Client Sample ID: Lab Control Sample
Prep Type: Total/NA
Prep Batch: 330507

Analyte	Spike Added	LCS Result	LCS Qualifier	Unit	D	%Rec	%Rec Limits
Benzo[a]anthracene	1.00	0.851		ug/L		85	61 - 122
Benzo[a]pyrene	1.00	0.838		ug/L		84	60 - 120
Benzo[b]fluoranthene	1.00	0.831		ug/L		83	58 - 122
Benzo[g,h,i]perylene	1.00	0.886		ug/L		89	50 - 120
Benzo[k]fluoranthene	1.00	0.871		ug/L		87	57 - 128
Chrysene	1.00	0.857		ug/L		86	55 - 123
Dibenz(a,h)anthracene	1.00	0.828		ug/L		83	50 - 121
Fluoranthene	1.00	0.884		ug/L		88	61 - 123
Fluorene	1.00	0.858		ug/L		86	55 - 120
Indeno[1,2,3-cd]pyrene	1.00	0.916		ug/L		92	47 - 143
Naphthalene	1.00	0.723		ug/L		72	20 - 120
Phenanthrene	1.00	0.856		ug/L		86	59 - 120
Pyrene	1.00	0.782		ug/L		78	46 - 122

Surrogate	*LCS %Recovery*	*LCS Qualifier*	*Limits*
Benzo(a)pyrene-d12 (Surr)	*86*		*10 - 110*
1-Methylnaphthalene-d10 (Surr)	*85*		*36 - 111*
Fluoranthene-d10 (Surr)	*85*		*47 - 128*

Lab Sample ID: LCSD 410-330507/3-A
Matrix: Water
Analysis Batch: 330631

Client Sample ID: Lab Control Sample Dup
Prep Type: Total/NA
Prep Batch: 330507

Analyte	Spike Added	LCSD Result	LCSD Qualifier	Unit	D	%Rec	%Rec Limits	RPD	RPD Limit
Acenaphthene	1.00	0.812		ug/L		81	42 - 120	5	30
Acenaphthylene	1.00	0.783		ug/L		78	49 - 120	6	30
Anthracene	1.00	0.924		ug/L		92	54 - 121	7	30
Benzo[a]anthracene	1.00	0.876		ug/L		88	61 - 122	3	30
Benzo[a]pyrene	1.00	0.880		ug/L		88	60 - 120	5	30
Benzo[b]fluoranthene	1.00	0.865		ug/L		87	58 - 122	4	30
Benzo[g,h,i]perylene	1.00	0.940		ug/L		94	50 - 120	6	30
Benzo[k]fluoranthene	1.00	0.916		ug/L		92	57 - 128	5	30
Chrysene	1.00	0.886		ug/L		89	55 - 123	3	30
Dibenz(a,h)anthracene	1.00	0.888		ug/L		89	50 - 121	7	30
Fluoranthene	1.00	0.930		ug/L		93	61 - 123	5	30
Fluorene	1.00	0.897		ug/L		90	55 - 120	4	30
Indeno[1,2,3-cd]pyrene	1.00	0.971		ug/L		97	47 - 143	6	30
Naphthalene	1.00	0.848		ug/L		85	20 - 120	16	30
Phenanthrene	1.00	0.912		ug/L		91	59 - 120	6	30
Pyrene	1.00	0.814		ug/L		81	46 - 122	4	30

Surrogate	*LCSD %Recovery*	*LCSD Qualifier*	*Limits*
Benzo(a)pyrene-d12 (Surr)	*89*		*10 - 110*
1-Methylnaphthalene-d10 (Surr)	*87*		*36 - 111*
Fluoranthene-d10 (Surr)	*89*		*47 - 128*

Method: 8270E SIM - Semivolatile Organic Compounds (GC/MS SIM) (Continued)

Lab Sample ID: MB 410-331675/1-A
Matrix: Water
Analysis Batch: 331907

Client Sample ID: Method Blank
Prep Type: Total/NA
Prep Batch: 331675

Analyte	MB Result	MB Qualifier	RL	MDL	Unit	D	Prepared	Analyzed	Dil Fac
Acenaphthene	0.0523		0.050	0.010	ug/L		12/30/22 15:45	01/03/23 07:47	1
Acenaphthylene	0.0430	J	0.050	0.010	ug/L		12/30/22 15:45	01/03/23 07:47	1
Anthracene	0.0692		0.050	0.010	ug/L		12/30/22 15:45	01/03/23 07:47	1
Benzo[a]anthracene	0.0209	J	0.050	0.010	ug/L		12/30/22 15:45	01/03/23 07:47	1
Benzo[a]pyrene	ND		0.050	0.010	ug/L		12/30/22 15:45	01/03/23 07:47	1
Benzo[b]fluoranthene	ND		0.050	0.010	ug/L		12/30/22 15:45	01/03/23 07:47	1
Benzo[g,h,i]perylene	ND		0.050	0.010	ug/L		12/30/22 15:45	01/03/23 07:47	1
Benzo[k]fluoranthene	ND		0.050	0.010	ug/L		12/30/22 15:45	01/03/23 07:47	1
Chrysene	0.0174	J	0.050	0.010	ug/L		12/30/22 15:45	01/03/23 07:47	1
Dibenz(a,h)anthracene	ND		0.050	0.020	ug/L		12/30/22 15:45	01/03/23 07:47	1
Fluoranthene	0.112		0.050	0.010	ug/L		12/30/22 15:45	01/03/23 07:47	1
Fluorene	0.0817		0.050	0.010	ug/L		12/30/22 15:45	01/03/23 07:47	1
Indeno[1,2,3-cd]pyrene	ND		0.050	0.020	ug/L		12/30/22 15:45	01/03/23 07:47	1
Naphthalene	ND		0.070	0.030	ug/L		12/30/22 15:45	01/03/23 07:47	1
Phenanthrene	0.0718		0.070	0.030	ug/L		12/30/22 15:45	01/03/23 07:47	1
Pyrene	0.0823		0.050	0.010	ug/L		12/30/22 15:45	01/03/23 07:47	1

Surrogate	*MB %Recovery*	*MB Qualifier*	*Limits*	*Prepared*	*Analyzed*	*Dil Fac*
Benzo(a)pyrene-d12 (Surr)	*89*		*10 - 110*	*12/30/22 15:45*	*01/03/23 07:47*	*1*
1-Methylnaphthalene-d10 (Surr)	*83*		*36 - 111*	*12/30/22 15:45*	*01/03/23 07:47*	*1*
Fluoranthene-d10 (Surr)	*92*		*47 - 128*	*12/30/22 15:45*	*01/03/23 07:47*	*1*

Lab Sample ID: LCS 410-331675/2-A
Matrix: Water
Analysis Batch: 331907

Client Sample ID: Lab Control Sample
Prep Type: Total/NA
Prep Batch: 331675

Analyte	Spike Added	LCS Result	LCS Qualifier	Unit	D	%Rec	%Rec Limits
Acenaphthene	1.00	0.787		ug/L		79	42 - 120
Acenaphthylene	1.00	0.837		ug/L		84	49 - 120
Anthracene	1.00	0.943		ug/L		94	54 - 121
Benzo[a]anthracene	1.00	0.947		ug/L		95	61 - 122
Benzo[a]pyrene	1.00	0.918		ug/L		92	60 - 120
Benzo[b]fluoranthene	1.00	0.864		ug/L		86	58 - 122
Benzo[g,h,i]perylene	1.00	0.925		ug/L		93	50 - 120
Benzo[k]fluoranthene	1.00	0.930		ug/L		93	57 - 128
Chrysene	1.00	0.907		ug/L		91	55 - 123
Dibenz(a,h)anthracene	1.00	0.937		ug/L		94	50 - 121
Fluoranthene	1.00	0.947		ug/L		95	61 - 123
Fluorene	1.00	0.893		ug/L		89	55 - 120
Indeno[1,2,3-cd]pyrene	1.00	0.933		ug/L		93	47 - 143
Naphthalene	1.00	0.752		ug/L		75	20 - 120
Phenanthrene	1.00	0.906		ug/L		91	59 - 120
Pyrene	1.00	0.906		ug/L		91	46 - 122

Surrogate	*LCS %Recovery*	*LCS Qualifier*	*Limits*
Benzo(a)pyrene-d12 (Surr)	*90*		*10 - 110*
1-Methylnaphthalene-d10 (Surr)	*80*		*36 - 111*
Fluoranthene-d10 (Surr)	*87*		*47 - 128*

Method: 8270E SIM - Semivolatile Organic Compounds (GC/MS SIM)

Lab Sample ID: MB 410-333333/1-A
Matrix: Water
Analysis Batch: 333530

Client Sample ID: Method Blank
Prep Type: Total/NA
Prep Batch: 333333

Analyte	MB Result	MB Qualifier	RL	MDL	Unit	D	Prepared	Analyzed	Dil Fac
Acenaphthene	ND		0.050	0.010	ug/L		01/06/23 14:51	01/09/23 04:41	1
Acenaphthylene	ND		0.050	0.010	ug/L		01/06/23 14:51	01/09/23 04:41	1
Anthracene	ND		0.050	0.010	ug/L		01/06/23 14:51	01/09/23 04:41	1
Benzo[a]anthracene	ND		0.050	0.010	ug/L		01/06/23 14:51	01/09/23 04:41	1
Benzo[a]pyrene	ND		0.050	0.010	ug/L		01/06/23 14:51	01/09/23 04:41	1
Benzo[b]fluoranthene	ND		0.050	0.010	ug/L		01/06/23 14:51	01/09/23 04:41	1
Benzo[g,h,i]perylene	ND		0.050	0.010	ug/L		01/06/23 14:51	01/09/23 04:41	1
Benzo[k]fluoranthene	ND		0.050	0.010	ug/L		01/06/23 14:51	01/09/23 04:41	1
Chrysene	ND		0.050	0.010	ug/L		01/06/23 14:51	01/09/23 04:41	1
Dibenz(a,h)anthracene	ND		0.050	0.020	ug/L		01/06/23 14:51	01/09/23 04:41	1
Fluoranthene	ND		0.050	0.010	ug/L		01/06/23 14:51	01/09/23 04:41	1
Fluorene	ND		0.050	0.010	ug/L		01/06/23 14:51	01/09/23 04:41	1
Indeno[1,2,3-cd]pyrene	ND		0.050	0.020	ug/L		01/06/23 14:51	01/09/23 04:41	1
Naphthalene	ND		0.070	0.030	ug/L		01/06/23 14:51	01/09/23 04:41	1
Phenanthrene	ND		0.070	0.030	ug/L		01/06/23 14:51	01/09/23 04:41	1
Pyrene	ND		0.050	0.010	ug/L		01/06/23 14:51	01/09/23 04:41	1

Surrogate	*MB %Recovery*	*MB Qualifier*	*Limits*	*Prepared*	*Analyzed*	*Dil Fac*
Benzo(a)pyrene-d12 (Surr)	*79*		*10 - 110*	*01/06/23 14:51*	*01/09/23 04:41*	*1*
1-Methylnaphthalene-d10 (Surr)	*74*		*36 - 111*	*01/06/23 14:51*	*01/09/23 04:41*	*1*
Fluoranthene-d10 (Surr)	*78*		*47 - 128*	*01/06/23 14:51*	*01/09/23 04:41*	*1*

Lab Sample ID: LCS 410-333333/2-A
Matrix: Water
Analysis Batch: 333530

Client Sample ID: Lab Control Sample
Prep Type: Total/NA
Prep Batch: 333333

Analyte	Spike Added	LCS Result	LCS Qualifier	Unit	D	%Rec	%Rec Limits
Acenaphthene	1.00	0.724		ug/L		72	42 - 120
Acenaphthylene	1.00	0.732		ug/L		73	49 - 120
Anthracene	1.00	0.811		ug/L		81	54 - 121
Benzo[a]anthracene	1.00	0.824		ug/L		82	61 - 122
Benzo[a]pyrene	1.00	0.820		ug/L		82	60 - 120
Benzo[b]fluoranthene	1.00	0.808		ug/L		81	58 - 122
Benzo[g,h,i]perylene	1.00	0.846		ug/L		85	50 - 120
Benzo[k]fluoranthene	1.00	0.811		ug/L		81	57 - 128
Chrysene	1.00	0.820		ug/L		82	55 - 123
Dibenz(a,h)anthracene	1.00	0.808		ug/L		81	50 - 121
Fluoranthene	1.00	0.790		ug/L		79	61 - 123
Fluorene	1.00	0.770		ug/L		77	55 - 120
Indeno[1,2,3-cd]pyrene	1.00	0.825		ug/L		83	47 - 143
Naphthalene	1.00	0.632		ug/L		63	20 - 120
Phenanthrene	1.00	0.780		ug/L		78	59 - 120
Pyrene	1.00	0.797		ug/L		80	46 - 122

Surrogate	*LCS %Recovery*	*LCS Qualifier*	*Limits*
Benzo(a)pyrene-d12 (Surr)	*78*		*10 - 110*
1-Methylnaphthalene-d10 (Surr)	*68*		*36 - 111*
Fluoranthene-d10 (Surr)	*79*		*47 - 128*

Method: 8270E SIM - Semivolatile Organic Compounds (GC/MS SIM)

Lab Sample ID: 410-110319-2 MS
Matrix: Groundwater
Analysis Batch: 333530

Client Sample ID: MW-10S-20221219
Prep Type: Total/NA
Prep Batch: 333333

Analyte	Sample Result	Sample Qualifier	Spike Added	MS Result	MS Qualifier	Unit	D	%Rec	%Rec Limits
Acenaphthene	ND	H cn	1.01	0.680	H	ug/L		67	42 - 120
Acenaphthylene	ND	H cn	1.01	0.720	H	ug/L		71	49 - 120
Anthracene	ND	H cn	1.01	0.848	H	ug/L		84	54 - 121
Benzo[a]anthracene	ND	H cn	1.01	0.772	H	ug/L		76	61 - 122
Benzo[a]pyrene	ND	H cn	1.01	0.687	H	ug/L		68	60 - 120
Benzo[b]fluoranthene	ND	H cn	1.01	0.651	H	ug/L		64	58 - 122
Benzo[g,h,i]perylene	ND	H cn	1.01	0.619	H	ug/L		61	50 - 120
Benzo[k]fluoranthene	ND	H cn	1.01	0.729	H	ug/L		72	57 - 128
Chrysene	ND	H cn	1.01	0.766	H	ug/L		76	55 - 123
Dibenz(a,h)anthracene	ND	H cn	1.01	0.589	H	ug/L		58	50 - 121
Fluoranthene	ND	H cn	1.01	0.844	H	ug/L		83	61 - 123
Fluorene	ND	H cn	1.01	0.724	H	ug/L		71	55 - 120
Indeno[1,2,3-cd]pyrene	ND	H cn	1.01	0.612	H	ug/L		60	47 - 143
Naphthalene	ND	H cn	1.01	0.657	H	ug/L		65	20 - 120
Phenanthrene	ND	H cn	1.01	0.776	H	ug/L		77	59 - 120
Pyrene	ND	H cn	1.01	0.758	H	ug/L		75	46 - 122

Surrogate	*MS %Recovery*	*MS Qualifier*	*Limits*
Benzo(a)pyrene-d12 (Surr)	*64*		*10 - 110*
1-Methylnaphthalene-d10 (Surr)	*64*		*36 - 111*
Fluoranthene-d10 (Surr)	*81*		*47 - 128*

Lab Sample ID: 410-110319-2 MSD
Matrix: Groundwater
Analysis Batch: 333530

Client Sample ID: MW-10S-20221219
Prep Type: Total/NA
Prep Batch: 333333

Analyte	Sample Result	Sample Qualifier	Spike Added	MSD Result	MSD Qualifier	Unit	D	%Rec	%Rec Limits	RPD	RPD Limit
Acenaphthene	ND	H cn	1.01	0.746	H	ug/L		74	42 - 120	9	30
Acenaphthylene	ND	H cn	1.01	0.787	H	ug/L		78	49 - 120	9	30
Anthracene	ND	H cn	1.01	0.884	H	ug/L		88	54 - 121	4	30
Benzo[a]anthracene	ND	H cn	1.01	0.819	H	ug/L		81	61 - 122	6	30
Benzo[a]pyrene	ND	H cn	1.01	0.695	H	ug/L		69	60 - 120	1	30
Benzo[b]fluoranthene	ND	H cn	1.01	0.690	H	ug/L		68	58 - 122	6	30
Benzo[g,h,i]perylene	ND	H cn	1.01	0.614	H	ug/L		61	50 - 120	1	30
Benzo[k]fluoranthene	ND	H cn	1.01	0.723	H	ug/L		72	57 - 128	1	30
Chrysene	ND	H cn	1.01	0.822	H	ug/L		81	55 - 123	7	30
Dibenz(a,h)anthracene	ND	H cn	1.01	0.627	H	ug/L		62	50 - 121	6	30
Fluoranthene	ND	H cn	1.01	0.891	H	ug/L		88	61 - 123	5	30
Fluorene	ND	H cn	1.01	0.757	H	ug/L		75	55 - 120	5	30
Indeno[1,2,3-cd]pyrene	ND	H cn	1.01	0.635	H	ug/L		63	47 - 143	4	30
Naphthalene	ND	H cn	1.01	0.672	H	ug/L		67	20 - 120	2	30
Phenanthrene	ND	H cn	1.01	0.852	H	ug/L		84	59 - 120	9	30
Pyrene	ND	H cn	1.01	0.772	H	ug/L		76	46 - 122	2	30

Surrogate	*MSD %Recovery*	*MSD Qualifier*	*Limits*
Benzo(a)pyrene-d12 (Surr)	*65*		*10 - 110*
1-Methylnaphthalene-d10 (Surr)	*71*		*36 - 111*
Fluoranthene-d10 (Surr)	*86*		*47 - 128*

Qualifiers

GC/MS VOA

Qualifier	Qualifier Description
cn	Refer to Case Narrative for further detail
J	Result is less than the RL but greater than or equal to the MDL and the concentration is an approximate value.

GC/MS Semi VOA

Qualifier	Qualifier Description
cn	Refer to Case Narrative for further detail
H	Sample was prepped or analyzed beyond the specified holding time
J	Result is less than the RL but greater than or equal to the MDL and the concentration is an approximate value.

Glossary

Abbreviation	These commonly used abbreviations may or may not be present in this report.
¤	Listed under the "D" column to designate that the result is reported on a dry weight basis
%R	Percent Recovery
1C	Result is from the primary column on a dual-column method.
2C	Result is from the confirmation column on a dual-column method.
CFL	Contains Free Liquid
CFU	Colony Forming Unit
CNF	Contains No Free Liquid
DER	Duplicate Error Ratio (normalized absolute difference)
Dil Fac	Dilution Factor
DL	Detection Limit (DoD/DOE)
DL, RA, RE, IN	Indicates a Dilution, Re-analysis, Re-extraction, or additional Initial metals/anion analysis of the sample
DLC	Decision Level Concentration (Radiochemistry)
EDL	Estimated Detection Limit (Dioxin)
LOD	Limit of Detection (DoD/DOE)
LOQ	Limit of Quantitation (DoD/DOE)
MCL	EPA recommended "Maximum Contaminant Level"
MDA	Minimum Detectable Activity (Radiochemistry)
MDC	Minimum Detectable Concentration (Radiochemistry)
MDL	Method Detection Limit
ML	Minimum Level (Dioxin)
MPN	Most Probable Number
MQL	Method Quantitation Limit
NC	Not Calculated
ND	Not Detected at the reporting limit (or MDL or EDL if shown)
NEG	Negative / Absent
POS	Positive / Present
PQL	Practical Quantitation Limit
PRES	Presumptive
QC	Quality Control
RER	Relative Error Ratio (Radiochemistry)
RL	Reporting Limit or Requested Limit (Radiochemistry)
RPD	Relative Percent Difference, a measure of the relative difference between two points
TEF	Toxicity Equivalent Factor (Dioxin)
TEQ	Toxicity Equivalent Quotient (Dioxin)
TNTC	Too Numerous To Count

QC Association Summary

Client: Brown and Caldwell
Project/Site: Patchogue, NY

Job ID: 410-110319-1

GC/MS VOA

Analysis Batch: 331543

Lab Sample ID	Client Sample ID	Prep Type	Matrix	Method	Prep Batch
410-110319-8	MW-12D-20221220	Total/NA	Groundwater	8260D	
410-110319-9	MW-11S-20221220	Total/NA	Groundwater	8260D	
410-110319-10	MW-4S-20221220	Total/NA	Groundwater	8260D	
410-110319-11	MW-3-20221220	Total/NA	Groundwater	8260D	
410-110319-12	MW-13S-20221220	Total/NA	Groundwater	8260D	
410-110319-13	MW-13D-20221220	Total/NA	Groundwater	8260D	
410-110319-14	DUP-20221220	Total/NA	Groundwater	8260D	
410-110319-15	TripBlank-20221220	Total/NA	Water	8260D	
MB 410-331543/7	Method Blank	Total/NA	Water	8260D	
LCS 410-331543/4	Lab Control Sample	Total/NA	Water	8260D	
LCSD 410-331543/5	Lab Control Sample Dup	Total/NA	Water	8260D	

Analysis Batch: 331544

Lab Sample ID	Client Sample ID	Prep Type	Matrix	Method	Prep Batch
410-110319-1	MW-1-20221219	Total/NA	Groundwater	8260D	
410-110319-2	MW-10S-20221219	Total/NA	Groundwater	8260D	
410-110319-3	FB-20221219	Total/NA	Water	8260D	
410-110319-4	MW-8S-20221219	Total/NA	Groundwater	8260D	
410-110319-5	MW-7S-20221220	Total/NA	Groundwater	8260D	
410-110319-6	MW-14S-20221220	Total/NA	Groundwater	8260D	
410-110319-7	MW-12S-20221220	Total/NA	Groundwater	8260D	
MB 410-331544/6	Method Blank	Total/NA	Water	8260D	
LCS 410-331544/4	Lab Control Sample	Total/NA	Water	8260D	
410-110319-2 MS	MW-10S-20221219	Total/NA	Groundwater	8260D	
410-110319-2 MSD	MW-10S-20221219	Total/NA	Groundwater	8260D	

GC/MS Semi VOA

Prep Batch: 330507

Lab Sample ID	Client Sample ID	Prep Type	Matrix	Method	Prep Batch
410-110319-5	MW-7S-20221220	Total/NA	Groundwater	3510C	
410-110319-6	MW-14S-20221220	Total/NA	Groundwater	3510C	
410-110319-7	MW-12S-20221220	Total/NA	Groundwater	3510C	
410-110319-8	MW-12D-20221220	Total/NA	Groundwater	3510C	
410-110319-9	MW-11S-20221220	Total/NA	Groundwater	3510C	
410-110319-9 - DL	MW-11S-20221220	Total/NA	Groundwater	3510C	
410-110319-10	MW-4S-20221220	Total/NA	Groundwater	3510C	
410-110319-10 - DL	MW-4S-20221220	Total/NA	Groundwater	3510C	
410-110319-11	MW-3-20221220	Total/NA	Groundwater	3510C	
410-110319-11 - DL	MW-3-20221220	Total/NA	Groundwater	3510C	
410-110319-12	MW-13S-20221220	Total/NA	Groundwater	3510C	
410-110319-13	MW-13D-20221220	Total/NA	Groundwater	3510C	
410-110319-14	DUP-20221220	Total/NA	Groundwater	3510C	
410-110319-14 - DL	DUP-20221220	Total/NA	Groundwater	3510C	
MB 410-330507/1-A	Method Blank	Total/NA	Water	3510C	
LCS 410-330507/2-A	Lab Control Sample	Total/NA	Water	3510C	
LCSD 410-330507/3-A	Lab Control Sample Dup	Total/NA	Water	3510C	

Analysis Batch: 330631

Lab Sample ID	Client Sample ID	Prep Type	Matrix	Method	Prep Batch
410-110319-5	MW-7S-20221220	Total/NA	Groundwater	8270E SIM	330507

GC/MS Semi VOA (Continued)

Analysis Batch: 330631 (Continued)

Lab Sample ID	Client Sample ID	Prep Type	Matrix	Method	Prep Batch
410-110319-6	MW-14S-20221220	Total/NA	Groundwater	8270E SIM	330507
410-110319-7	MW-12S-20221220	Total/NA	Groundwater	8270E SIM	330507
410-110319-8	MW-12D-20221220	Total/NA	Groundwater	8270E SIM	330507
410-110319-9	MW-11S-20221220	Total/NA	Groundwater	8270E SIM	330507
410-110319-9 - DL	MW-11S-20221220	Total/NA	Groundwater	8270E SIM	330507
410-110319-10	MW-4S-20221220	Total/NA	Groundwater	8270E SIM	330507
410-110319-11	MW-3-20221220	Total/NA	Groundwater	8270E SIM	330507
410-110319-12	MW-13S-20221220	Total/NA	Groundwater	8270E SIM	330507
410-110319-13	MW-13D-20221220	Total/NA	Groundwater	8270E SIM	330507
410-110319-14	DUP-20221220	Total/NA	Groundwater	8270E SIM	330507
MB 410-330507/1-A	Method Blank	Total/NA	Water	8270E SIM	330507
LCS 410-330507/2-A	Lab Control Sample	Total/NA	Water	8270E SIM	330507
LCSD 410-330507/3-A	Lab Control Sample Dup	Total/NA	Water	8270E SIM	330507

Analysis Batch: 331032

Lab Sample ID	Client Sample ID	Prep Type	Matrix	Method	Prep Batch
410-110319-10 - DL	MW-4S-20221220	Total/NA	Groundwater	8270E SIM	330507
410-110319-11 - DL	MW-3-20221220	Total/NA	Groundwater	8270E SIM	330507
410-110319-14 - DL	DUP-20221220	Total/NA	Groundwater	8270E SIM	330507

Prep Batch: 331675

Lab Sample ID	Client Sample ID	Prep Type	Matrix	Method	Prep Batch
410-110319-3	FB-20221219	Total/NA	Water	3510C	
MB 410-331675/1-A	Method Blank	Total/NA	Water	3510C	
LCS 410-331675/2-A	Lab Control Sample	Total/NA	Water	3510C	

Analysis Batch: 331907

Lab Sample ID	Client Sample ID	Prep Type	Matrix	Method	Prep Batch
410-110319-3	FB-20221219	Total/NA	Water	8270E SIM	331675
MB 410-331675/1-A	Method Blank	Total/NA	Water	8270E SIM	331675
LCS 410-331675/2-A	Lab Control Sample	Total/NA	Water	8270E SIM	331675

Prep Batch: 333333

Lab Sample ID	Client Sample ID	Prep Type	Matrix	Method	Prep Batch
410-110319-1	MW-1-20221219	Total/NA	Groundwater	3510C	
410-110319-2	MW-10S-20221219	Total/NA	Groundwater	3510C	
410-110319-4	MW-8S-20221219	Total/NA	Groundwater	3510C	
MB 410-333333/1-A	Method Blank	Total/NA	Water	3510C	
LCS 410-333333/2-A	Lab Control Sample	Total/NA	Water	3510C	
410-110319-2 MS	MW-10S-20221219	Total/NA	Groundwater	3510C	
410-110319-2 MSD	MW-10S-20221219	Total/NA	Groundwater	3510C	

Analysis Batch: 333530

Lab Sample ID	Client Sample ID	Prep Type	Matrix	Method	Prep Batch
410-110319-1	MW-1-20221219	Total/NA	Groundwater	8270E SIM	333333
410-110319-2	MW-10S-20221219	Total/NA	Groundwater	8270E SIM	333333
410-110319-4	MW-8S-20221219	Total/NA	Groundwater	8270E SIM	333333
MB 410-333333/1-A	Method Blank	Total/NA	Water	8270E SIM	333333
LCS 410-333333/2-A	Lab Control Sample	Total/NA	Water	8270E SIM	333333
410-110319-2 MS	MW-10S-20221219	Total/NA	Groundwater	8270E SIM	333333
410-110319-2 MSD	MW-10S-20221219	Total/NA	Groundwater	8270E SIM	333333

Client Sample ID: MW-1-20221219
Lab Sample ID: 410-110319-1

Date Collected: 12/19/22 13:03
Matrix: Groundwater
Date Received: 12/22/22 20:15

Prep Type	Batch Type	Batch Method	Run	Dilution Factor	Batch Number	Analyst	Lab	Prepared or Analyzed
Total/NA	Analysis	8260D		1	331544	DVW2	ELLE	12/30/22 17:18
Total/NA	Prep	3510C			333333	QJZ6	ELLE	01/06/23 14:51
Total/NA	Analysis	8270E SIM		1	333530	SJ89	ELLE	01/09/23 09:45

Client Sample ID: MW-10S-20221219
Lab Sample ID: 410-110319-2

Date Collected: 12/19/22 13:55
Matrix: Groundwater
Date Received: 12/22/22 20:15

Prep Type	Batch Type	Batch Method	Run	Dilution Factor	Batch Number	Analyst	Lab	Prepared or Analyzed
Total/NA	Analysis	8260D		1	331544	DVW2	ELLE	12/30/22 17:37
Total/NA	Prep	3510C			333333	QJZ6	ELLE	01/06/23 14:51
Total/NA	Analysis	8270E SIM		1	333530	SJ89	ELLE	01/09/23 05:25

Client Sample ID: FB-20221219
Lab Sample ID: 410-110319-3

Date Collected: 12/19/22 14:25
Matrix: Water
Date Received: 12/22/22 20:15

Prep Type	Batch Type	Batch Method	Run	Dilution Factor	Batch Number	Analyst	Lab	Prepared or Analyzed
Total/NA	Analysis	8260D		1	331544	DVW2	ELLE	12/30/22 14:59
Total/NA	Prep	3510C			331675	QJZ6	ELLE	12/30/22 15:45
Total/NA	Analysis	8270E SIM		1	331907	SJ89	ELLE	01/03/23 11:24

Client Sample ID: MW-8S-20221219
Lab Sample ID: 410-110319-4

Date Collected: 12/19/22 14:50
Matrix: Groundwater
Date Received: 12/22/22 20:15

Prep Type	Batch Type	Batch Method	Run	Dilution Factor	Batch Number	Analyst	Lab	Prepared or Analyzed
Total/NA	Analysis	8260D		1	331544	DVW2	ELLE	12/30/22 18:37
Total/NA	Prep	3510C			333333	QJZ6	ELLE	01/06/23 14:51
Total/NA	Analysis	8270E SIM		1	333530	SJ89	ELLE	01/09/23 07:35

Client Sample ID: MW-7S-20221220
Lab Sample ID: 410-110319-5

Date Collected: 12/20/22 09:00
Matrix: Groundwater
Date Received: 12/22/22 20:15

Prep Type	Batch Type	Batch Method	Run	Dilution Factor	Batch Number	Analyst	Lab	Prepared or Analyzed
Total/NA	Analysis	8260D		1	331544	DVW2	ELLE	12/30/22 18:56
Total/NA	Prep	3510C			330507	QJZ6	ELLE	12/27/22 16:45
Total/NA	Analysis	8270E SIM		1	330631	SJ89	ELLE	12/28/22 07:56

Client Sample ID: MW-14S-20221220
Lab Sample ID: 410-110319-6

Date Collected: 12/20/22 09:47
Matrix: Groundwater
Date Received: 12/22/22 20:15

Prep Type	Batch Type	Batch Method	Run	Dilution Factor	Batch Number	Analyst	Lab	Prepared or Analyzed
Total/NA	Analysis	8260D		1	331544	DVW2	ELLE	12/30/22 19:16

Lab Chronicle

Client: Brown and Caldwell
Project/Site: Patchogue, NY

Job ID: 410-110319-1

Client Sample ID: MW-14S-20221220

Lab Sample ID: 410-110319-6

Date Collected: 12/20/22 09:47
Date Received: 12/22/22 20:15

Matrix: Groundwater

Prep Type	Batch Type	Batch Method	Run	Dilution Factor	Batch Number	Analyst	Lab	Prepared or Analyzed
Total/NA	Prep	3510C			330507	QJZ6	ELLE	12/27/22 16:45
Total/NA	Analysis	8270E SIM		1	330631	SJ89	ELLE	12/28/22 08:18

Client Sample ID: MW-12S-20221220

Lab Sample ID: 410-110319-7

Date Collected: 12/20/22 10:48
Date Received: 12/22/22 20:15

Matrix: Groundwater

Prep Type	Batch Type	Batch Method	Run	Dilution Factor	Batch Number	Analyst	Lab	Prepared or Analyzed
Total/NA	Analysis	8260D		1	331544	DVW2	ELLE	12/30/22 19:36
Total/NA	Prep	3510C			330507	QJZ6	ELLE	12/27/22 16:45
Total/NA	Analysis	8270E SIM		1	330631	SJ89	ELLE	12/28/22 08:39

Client Sample ID: MW-12D-20221220

Lab Sample ID: 410-110319-8

Date Collected: 12/20/22 11:25
Date Received: 12/22/22 20:15

Matrix: Groundwater

Prep Type	Batch Type	Batch Method	Run	Dilution Factor	Batch Number	Analyst	Lab	Prepared or Analyzed
Total/NA	Analysis	8260D		1	331543	USEJ	ELLE	12/30/22 20:37
Total/NA	Prep	3510C			330507	QJZ6	ELLE	12/27/22 16:45
Total/NA	Analysis	8270E SIM		1	330631	SJ89	ELLE	12/28/22 09:01

Client Sample ID: MW-11S-20221220

Lab Sample ID: 410-110319-9

Date Collected: 12/20/22 12:12
Date Received: 12/22/22 20:15

Matrix: Groundwater

Prep Type	Batch Type	Batch Method	Run	Dilution Factor	Batch Number	Analyst	Lab	Prepared or Analyzed
Total/NA	Analysis	8260D		1	331543	USEJ	ELLE	12/30/22 21:03
Total/NA	Prep	3510C			330507	QJZ6	ELLE	12/27/22 16:45
Total/NA	Analysis	8270E SIM		1	330631	SJ89	ELLE	12/28/22 09:22
Total/NA	Prep	3510C	DL		330507	QJZ6	ELLE	12/27/22 16:45
Total/NA	Analysis	8270E SIM	DL	10	330631	SJ89	ELLE	12/28/22 11:31

Client Sample ID: MW-4S-20221220

Lab Sample ID: 410-110319-10

Date Collected: 12/20/22 14:00
Date Received: 12/22/22 20:15

Matrix: Groundwater

Prep Type	Batch Type	Batch Method	Run	Dilution Factor	Batch Number	Analyst	Lab	Prepared or Analyzed
Total/NA	Analysis	8260D		1	331543	USEJ	ELLE	12/30/22 21:28
Total/NA	Prep	3510C			330507	QJZ6	ELLE	12/27/22 16:45
Total/NA	Analysis	8270E SIM		1	330631	SJ89	ELLE	12/28/22 09:44
Total/NA	Prep	3510C	DL		330507	QJZ6	ELLE	12/27/22 16:45
Total/NA	Analysis	8270E SIM	DL	10	331032	UJM0	ELLE	12/29/22 05:21

Client Sample ID: MW-3-20221220 — Lab Sample ID: 410-110319-11

Date Collected: 12/20/22 14:40 — **Matrix: Groundwater**
Date Received: 12/22/22 20:15

Prep Type	Batch Type	Batch Method	Run	Dilution Factor	Batch Number	Analyst	Lab	Prepared or Analyzed
Total/NA	Analysis	8260D		1	331543	USEJ	ELLE	12/30/22 21:54
Total/NA	Prep	3510C			330507	QJZ6	ELLE	12/27/22 16:45
Total/NA	Analysis	8270E SIM		1	330631	SJ89	ELLE	12/28/22 10:05
Total/NA	Prep	3510C	DL		330507	QJZ6	ELLE	12/27/22 16:45
Total/NA	Analysis	8270E SIM	DL	10	331032	UJM0	ELLE	12/29/22 05:43

Client Sample ID: MW-13S-20221220 — Lab Sample ID: 410-110319-12

Date Collected: 12/20/22 15:22 — **Matrix: Groundwater**
Date Received: 12/22/22 20:15

Prep Type	Batch Type	Batch Method	Run	Dilution Factor	Batch Number	Analyst	Lab	Prepared or Analyzed
Total/NA	Analysis	8260D		1	331543	USEJ	ELLE	12/30/22 22:20
Total/NA	Prep	3510C			330507	QJZ6	ELLE	12/27/22 16:45
Total/NA	Analysis	8270E SIM		1	330631	SJ89	ELLE	12/28/22 10:27

Client Sample ID: MW-13D-20221220 — Lab Sample ID: 410-110319-13

Date Collected: 12/20/22 16:01 — **Matrix: Groundwater**
Date Received: 12/22/22 20:15

Prep Type	Batch Type	Batch Method	Run	Dilution Factor	Batch Number	Analyst	Lab	Prepared or Analyzed
Total/NA	Analysis	8260D		1	331543	USEJ	ELLE	12/30/22 22:46
Total/NA	Prep	3510C			330507	QJZ6	ELLE	12/27/22 16:45
Total/NA	Analysis	8270E SIM		1	330631	SJ89	ELLE	12/28/22 10:48

Client Sample ID: DUP-20221220 — Lab Sample ID: 410-110319-14

Date Collected: 12/20/22 00:00 — **Matrix: Groundwater**
Date Received: 12/22/22 20:15

Prep Type	Batch Type	Batch Method	Run	Dilution Factor	Batch Number	Analyst	Lab	Prepared or Analyzed
Total/NA	Analysis	8260D		1	331543	USEJ	ELLE	12/30/22 23:12
Total/NA	Prep	3510C			330507	QJZ6	ELLE	12/27/22 16:45
Total/NA	Analysis	8270E SIM		1	330631	SJ89	ELLE	12/28/22 11:10
Total/NA	Prep	3510C	DL		330507	QJZ6	ELLE	12/27/22 16:45
Total/NA	Analysis	8270E SIM	DL	10	331032	UJM0	ELLE	12/29/22 06:05

Client Sample ID: TripBlank-20221220 — Lab Sample ID: 410-110319-15

Date Collected: 12/20/22 00:00 — **Matrix: Water**
Date Received: 12/22/22 20:15

Prep Type	Batch Type	Batch Method	Run	Dilution Factor	Batch Number	Analyst	Lab	Prepared or Analyzed
Total/NA	Analysis	8260D		1	331543	USEJ	ELLE	12/30/22 15:00

Laboratory References:

ELLE = Eurofins Lancaster Laboratories Environment Testing, LLC, 2425 New Holland Pike, Lancaster, PA 17601, TEL (717)656-2300

Accreditation/Certification Summary

Client: Brown and Caldwell
Project/Site: Patchogue, NY

Job ID: 410-110319-1

Laboratory: Eurofins Lancaster Laboratories Environment Testing, LLC

All accreditations/certifications held by this laboratory are listed. Not all accreditations/certifications are applicable to this report.

Authority	Program	Identification Number	Expiration Date
A2LA	Dept. of Defense ELAP	0001.01	11-30-24
A2LA	ISO/IEC 17025	0001.01	11-30-24
Alaska	State	PA00009	06-30-23
Alaska (UST)	State	17-027	02-28-23
Arizona	State	AZ0780	03-12-23
Arkansas DEQ	State	88-00660	08-09-23
California	State	2792	11-30-22 *
Colorado	State	PA00009	06-30-23
Connecticut	State	PH-0746	06-30-23
DE Haz. Subst. Cleanup Act (HSCA)	State	019-006 (PA cert)	01-31-23
Delaware (DW)	State	N/A	01-31-23
Florida	NELAP	E87997	06-30-23
Georgia (DW)	State	C048	01-31-23
Hawaii	State	N/A	01-31-23
Illinois	NELAP	200027	01-31-23
Iowa	State	361	03-01-24
Kansas	NELAP	E-10151	10-31-23
Kentucky (UST)	State	0001.01	11-30-24
Kentucky (WW)	State	KY90088	12-31-23
Louisiana (All)	NELAP	02055	06-30-23
Maine	State	2019012	03-12-23
Maryland	State	100	06-30-23
Massachusetts	State	M-PA009	06-30-23
Michigan	State	9930	01-31-23
Minnesota	NELAP	042-999-487	12-31-23
Mississippi	State	022	01-31-23
Missouri	State	450	01-31-25
Montana (UST)	State	<cert No.>	02-01-23
Nebraska	State	NE-OS-32-17	01-31-23
New Hampshire	NELAP	2730	01-10-23
New Jersey	NELAP	PA011	06-30-23
New York	NELAP	10670	04-01-23
North Carolina (DW)	State	42705	07-31-23
North Carolina (WW/SW)	State	521	12-31-23
North Dakota	State	R-205	01-31-23
Oklahoma	NELAP	R-205	08-31-23
Oregon	NELAP	PA200001	09-11-23
PALA	Canada	1978	09-16-24
Pennsylvania	NELAP	36-00037	01-31-23
South Carolina	State	89002	01-31-23
Tennessee	State	02838	01-31-23
Texas	NELAP	T104704194-22-45	08-31-23
USDA	US Federal Programs	P330-19-00197	08-09-23
Vermont	State	VT - 36037	10-28-23
Virginia	NELAP	460182	06-14-23
Washington	State	C457	04-11-23
West Virginia DEP	State	055	07-31-23
Wyoming	State	8TMS-L	01-31-23
Wyoming (UST)	A2LA	0001.01	11-30-24

* Accreditation/Certification renewal pending - accreditation/certification considered valid.

Method 8260D

Volatile Organic Compounds (GC/MS) by Method 8260D

FORM II
GC/MS VOA SURROGATE RECOVERY

Lab Name: Eurofins Lancaster Laboratories En Job No.: 410-110319-1

SDG No.:

Matrix: Water Level: Low

GC Column (1): R-624SilMS 3 ID: 0.25 (mm)

Client Sample ID	Lab Sample ID	DBFM #	DCA #	TOL #	BFB #
MW-1-20221219	410-110319-1	101	104	108	89
MW-10S-20221219	410-110319-2	105	100	109	89
FB-20221219	410-110319-3	103	103	104	83
MW-8S-20221219	410-110319-4	102	103	107	88
MW-7S-20221220	410-110319-5	102	106	105	87
MW-14S-20221220	410-110319-6	98	102	107	88
MW-12S-20221220	410-110319-7	98 cn	103 cn	108 cn	88 cn
MW-12D-20221220	410-110319-8	115	111	94	91
MW-11S-20221220	410-110319-9	110	105	97	93
MW-4S-20221220	410-110319-10	107	105	95	91
MW-3-20221220	410-110319-11	108	104	96	92
MW-13S-20221220	410-110319-12	108	106	95	90
MW-13D-20221220	410-110319-13	108	105	96	91
DUP-20221220	410-110319-14	112	108	95	92
TripBlank-20221220	410-110319-15	106	98	98	91
	MB 410-331543/7	107	106	96	91
	MB 410-331544/6	103	99	104	88
	LCS 410-331543/4	108	106	96	90
	LCS 410-331544/4	101	99	105	85
	LCSD 410-331543/5	108	104	98	93
MW-10S-20221219 MS	410-110319-2 MS	101	99	106	88
MW-10S-20221219 MSD	410-110319-2 MSD	99	100	106	85

	QC LIMITS
DBFM = Dibromofluoromethane (Surr)	80-120
DCA = 1,2-Dichloroethane-d4 (Surr)	80-120
TOL = Toluene-d8 (Surr)	80-120
BFB = 4-Bromofluorobenzene (Surr)	80-120

Column to be used to flag recovery values

FORM II 8260D

FORM III
GC/MS VOA LAB CONTROL SAMPLE RECOVERY

Lab Name: Eurofins Lancaster Laboratories Environment Testing, LLC Job No.: 410-110319-1

SDG No.:

Matrix: Water Level: Low Lab File ID: FD30X04.D

Lab ID: LCS 410-331543/4 Client ID:

COMPOUND	SPIKE ADDED (ug/L)	LCS CONCENTRATION (ug/L)	LCS % REC	QC LIMITS REC	#
Benzene	20.0	18.5	92	80-120	
Ethylbenzene	20.0	18.2	91	80-120	
Toluene	20.0	18.1	91	80-120	
Xylenes, Total	60.0	55.7	93	80-120	

Column to be used to flag recovery and RPD values

FORM III 8260D

FORM III
GC/MS VOA LAB CONTROL SAMPLE RECOVERY

Lab Name: Eurofins Lancaster Laboratories Environment Testing, LLC Job No.: 410-110319-1

SDG No.:

Matrix: Water Level: Low Lab File ID: WD30X94.D

Lab ID: LCS 410-331544/4 Client ID:

COMPOUND	SPIKE ADDED (ug/L)	LCS CONCENTRATION (ug/L)	LCS % REC	QC LIMITS REC	#
Benzene	20.0	18.6	93	80-120	
Ethylbenzene	20.0	20.3	101	80-120	
Toluene	20.0	21.1	106	80-120	
Xylenes, Total	60.0	61.9	103	80-120	

Column to be used to flag recovery and RPD values

FORM III 8260D

FORM III
GC/MS VOA LAB CONTROL SAMPLE DUPLICATE RECOVERY

Lab Name: Eurofins Lancaster Laboratories Environment Testing, LLC Job No.: 410-110319-1

SDG No.:

Matrix: Water Level: Low Lab File ID: FD30X05.D

Lab ID: LCSD 410-331543/5 Client ID:

COMPOUND	SPIKE ADDED (ug/L)	LCSD CONCENTRATION (ug/L)	LCSD % REC	% RPD	QC LIMITS RPD	QC LIMITS REC	#
Benzene	20.0	18.6	93	0	30	80-120	
Ethylbenzene	20.0	18.3	92	1	30	80-120	
Toluene	20.0	18.6	93	3	30	80-120	
Xylenes, Total	60.0	56.0	93	1	30	80-120	

Column to be used to flag recovery and RPD values

FORM III 8260D

FORM III
GC/MS VOA MATRIX SPIKE RECOVERY

Lab Name: Eurofins Lancaster Laboratories Environment Testing, LLC Job No.: 410-110319-1

SDG No.:

Matrix: Water Level: Low Lab File ID: WD30X19.D

Lab ID: 410-110319-2 MS Client ID: MW-10S-20221219 MS

COMPOUND	SPIKE ADDED (ug/L)	SAMPLE CONCENTRATION (ug/L)	MS CONCENTRATION (ug/L)	MS % REC	QC LIMITS REC	#
Benzene	20.0	ND	20.6	103	80-120	
Ethylbenzene	20.0	ND	23.0	115	80-120	
Toluene	20.0	ND	23.6	118	80-120	
Xylenes, Total	60.0	ND	70.2	117	80-120	

Column to be used to flag recovery and RPD values

FORM III 8260D

FORM III
GC/MS VOA MATRIX SPIKE DUPLICATE RECOVERY

Lab Name: Eurofins Lancaster Laboratories Environment Testing, LLC Job No.: 410-110319-1

SDG No.:

Matrix: Water Level: Low Lab File ID: WD30X20.D

Lab ID: 410-110319-2 MSD Client ID: MW-10S-20221219 MSD

COMPOUND	SPIKE ADDED (ug/L)	MSD CONCENTRATION (ug/L)	MSD % REC	% RPD	QC LIMITS RPD	QC LIMITS REC	#
Benzene	20.0	20.5	102	1	30	80-120	
Ethylbenzene	20.0	22.6	113	2	30	80-120	
Toluene	20.0	23.2	116	2	30	80-120	
Xylenes, Total	60.0	71.3	119	2	30	80-120	

Column to be used to flag recovery and RPD values

FORM III 8260D

FORM IV
GC/MS VOA METHOD BLANK SUMMARY

Lab Name: Eurofins Lancaster Laboratories Environment Testing, LLC
Job No.: 410-110319-1

SDG No.:

Lab File ID: WD30X06.D
Lab Sample ID: MB 410-331544/6

Matrix: Water
Heated Purge:(Y/N) N

Instrument ID: 9137
Date Analyzed: 12/30/2022 13:40

GC Column: R-624SilMS 30m ID: 0.25(mm)

THIS METHOD BLANK APPLIES TO THE FOLLOWING SAMPLES:

CLIENT SAMPLE ID	LAB SAMPLE ID	LAB FILE ID	DATE ANALYZED
	LCS 410-331544/4	WD30X94.D	12/30/2022 13:01
FB-20221219	410-110319-3	WD30X10.D	12/30/2022 14:59
MW-1-20221219	410-110319-1	WD30X17.D	12/30/2022 17:18
MW-10S-20221219	410-110319-2	WD30X18.D	12/30/2022 17:37
MW-10S-20221219 MS	410-110319-2 MS	WD30X19.D	12/30/2022 17:57
MW-10S-20221219 MSD	410-110319-2 MSD	WD30X20.D	12/30/2022 18:17
MW-8S-20221219	410-110319-4	WD30X21.D	12/30/2022 18:37
MW-7S-20221220	410-110319-5	WD30X22.D	12/30/2022 18:56
MW-14S-20221220	410-110319-6	WD30X23.D	12/30/2022 19:16
MW-12S-20221220	410-110319-7	WD30X24.D	12/30/2022 19:36

FORM IV
GC/MS VOA METHOD BLANK SUMMARY

Lab Name: Eurofins Lancaster Laboratories Environment Testing, LLC
Job No.: 410-110319-1

SDG No.:

Lab File ID: FD30X07.D
Lab Sample ID: MB 410-331543/7

Matrix: Water
Heated Purge:(Y/N) N

Instrument ID: 15830
Date Analyzed: 12/30/2022 13:43

GC Column: R-624SilMS 30m ID: 0.25(mm)

THIS METHOD BLANK APPLIES TO THE FOLLOWING SAMPLES:

CLIENT SAMPLE ID	LAB SAMPLE ID	LAB FILE ID	DATE ANALYZED
	LCS 410-331543/4	FD30X04.D	12/30/2022 12:25
	LCSD 410-331543/5	FD30X05.D	12/30/2022 12:51
TripBlank-20221220	410-110319-15	FD30X10.D	12/30/2022 15:00
MW-12D-20221220	410-110319-8	FD30X23.D	12/30/2022 20:37
MW-11S-20221220	410-110319-9	FD30X24.D	12/30/2022 21:03
MW-4S-20221220	410-110319-10	FD30X25.D	12/30/2022 21:28
MW-3-20221220	410-110319-11	FD30X26.D	12/30/2022 21:54
MW-13S-20221220	410-110319-12	FD30X27.D	12/30/2022 22:20
MW-13D-20221220	410-110319-13	FD30X28.D	12/30/2022 22:46
DUP-20221220	410-110319-14	FD30X29.D	12/30/2022 23:12

FORM V
GC/MS VOA INSTRUMENT PERFORMANCE CHECK
BROMOFLUOROBENZENE (BFB)

Lab Name: Eurofins Lancaster Laboratories Env: Job No.: 410-110319-1

SDG No.:

Lab File ID: FS28T01.D BFB Injection Date: 09/28/2022

Instrument ID: 15830 BFB Injection Time: 16:15

Analysis Batch No.: 300915

M/E	ION ABUNDANCE CRITERIA	% RELATIVE ABUNDANCE	
50	15.0 - 40.0 % of mass 95	21.3	
75	30.0 - 60.0 % of mass 95	50.5	
95	Base Peak, 100% relative abundance	100.0	
96	5.0 - 9.0 % of mass 95	6.4	
173	Less than 2.0 % of mass 174	0.0	(0.0) 1
174	Greater than 50% of mass 95	64.8	
175	5.0 - 9.0 % of mass 174	5.4	(8.3) 1
176	95.0 - 101.0 % of mass 174	63.4	(97.9) 1
177	5.0 - 9.0 % of mass 176	4.1	(6.4) 2

1-Value is % mass 174 2-Value is % mass 176

THIS CHECK APPLIES TO THE FOLLOWING SAMPLES, MS, MSD, BLANKS AND STANDARDS:

CLIENT SAMPLE ID	LAB SAMPLE ID	LAB FILE ID	DATE ANALYZED	TIME ANALYZED
	IC 410-300915/3	FS28X03.D	09/28/2022	17:03
	IC 410-300915/4	FS28X05.D	09/28/2022	17:29
	IC 410-300915/5	FS28X07.D	09/28/2022	17:55
	IC 410-300915/6	FS28X09.D	09/28/2022	18:22
	ICIS 410-300915/7	FS28X11.D	09/28/2022	18:48
	IC 410-300915/8	FS28X13.D	09/28/2022	19:14
	IC 410-300915/9	FS28X15.D	09/28/2022	19:40

FORM V
GC/MS VOA INSTRUMENT PERFORMANCE CHECK
BROMOFLUOROBENZENE (BFB)

Lab Name: Eurofins Lancaster Laboratories Env: Job No.: 410-110319-1

SDG No.:

Lab File ID: FS29T02.D BFB Injection Date: 09/29/2022

Instrument ID: 15830 BFB Injection Time: 11:17

Analysis Batch No.: 301291

M/E	ION ABUNDANCE CRITERIA	% RELATIVE ABUNDANCE	
50	15.0 - 40.0 % of mass 95	21.2	
75	30.0 - 60.0 % of mass 95	51.3	
95	Base Peak, 100% relative abundance	100.0	
96	5.0 - 9.0 % of mass 95	7.0	
173	Less than 2.0 % of mass 174	0.0	(0.0) 1
174	Greater than 50% of mass 95	67.3	
175	5.0 - 9.0 % of mass 174	5.3	(7.8) 1
176	95.0 - 101.0 % of mass 174	65.6	(97.6) 1
177	5.0 - 9.0 % of mass 176	4.1	(6.2) 2

1-Value is % mass 174 2-Value is % mass 176

THIS CHECK APPLIES TO THE FOLLOWING SAMPLES, MS, MSD, BLANKS AND STANDARDS:

CLIENT SAMPLE ID	LAB SAMPLE ID	LAB FILE ID	DATE ANALYZED	TIME ANALYZED
	ICV 410-301291/4	FS29X15.D	09/29/2022	12:28

FORM V
GC/MS VOA INSTRUMENT PERFORMANCE CHECK
BROMOFLUOROBENZENE (BFB)

Lab Name: Eurofins Lancaster Laboratories Env: Job No.: 410-110319-1

SDG No.:

Lab File ID: FD30T01.D BFB Injection Date: 12/30/2022

Instrument ID: 15830 BFB Injection Time: 11:23

Analysis Batch No.: 331543

M/E	ION ABUNDANCE CRITERIA	% RELATIVE ABUNDANCE	
50	15.0 - 40.0 % of mass 95	20.1	
75	30.0 - 60.0 % of mass 95	50.0	
95	Base Peak, 100% relative abundance	100.0	
96	5.0 - 9.0 % of mass 95	6.5	
173	Less than 2.0 % of mass 174	0.3	(0.4) 1
174	Greater than 50% of mass 95	75.0	
175	5.0 - 9.0 % of mass 174	5.3	(7.1) 1
176	95.0 - 101.0 % of mass 174	72.5	(96.6) 1
177	5.0 - 9.0 % of mass 176	4.2	(5.8) 2

1-Value is % mass 174 2-Value is % mass 176

THIS CHECK APPLIES TO THE FOLLOWING SAMPLES, MS, MSD, BLANKS AND STANDARDS:

CLIENT SAMPLE ID	LAB SAMPLE ID	LAB FILE ID	DATE ANALYZED	TIME ANALYZED
	CCVIS 410-331543/3	FD30X03.D	12/30/2022	11:59
	LCS 410-331543/4	FD30X04.D	12/30/2022	12:25
	LCSD 410-331543/5	FD30X05.D	12/30/2022	12:51
	MB 410-331543/7	FD30X07.D	12/30/2022	13:43
TripBlank-20221220	410-110319-15	FD30X10.D	12/30/2022	15:00
MW-12D-20221220	410-110319-8	FD30X23.D	12/30/2022	20:37
MW-11S-20221220	410-110319-9	FD30X24.D	12/30/2022	21:03
MW-4S-20221220	410-110319-10	FD30X25.D	12/30/2022	21:28
MW-3-20221220	410-110319-11	FD30X26.D	12/30/2022	21:54
MW-13S-20221220	410-110319-12	FD30X27.D	12/30/2022	22:20
MW-13D-20221220	410-110319-13	FD30X28.D	12/30/2022	22:46
DUP-20221220	410-110319-14	FD30X29.D	12/30/2022	23:12

FORM V
GC/MS VOA INSTRUMENT PERFORMANCE CHECK
BROMOFLUOROBENZENE (BFB)

Lab Name: Eurofins Lancaster Laboratories Env: Job No.: 410-110319-1

SDG No.:

Lab File ID: WO27T01.D BFB Injection Date: 10/27/2022

Instrument ID: 9137 BFB Injection Time: 12:27

Analysis Batch No.: 311123

M/E	ION ABUNDANCE CRITERIA	% RELATIVE ABUNDANCE	
50	15.0 - 40.0 % of mass 95	17.8	
75	30.0 - 60.0 % of mass 95	46.6	
95	Base Peak, 100% relative abundance	100.0	
96	5.0 - 9.0 % of mass 95	6.4	
173	Less than 2.0 % of mass 174	0.0	(0.0) 1
174	Greater than 50% of mass 95	77.7	
175	5.0 - 9.0 % of mass 174	6.2	(7.9) 1
176	95.0 - 101.0 % of mass 174	76.5	(98.5) 1
177	5.0 - 9.0 % of mass 176	5.1	(6.6) 2

1-Value is % mass 174 2-Value is % mass 176

THIS CHECK APPLIES TO THE FOLLOWING SAMPLES, MS, MSD, BLANKS AND STANDARDS:

CLIENT SAMPLE ID	LAB SAMPLE ID	LAB FILE ID	DATE ANALYZED	TIME ANALYZED
	IC 410-311123/3	WC27X02.D	10/27/2022	13:09
	IC 410-311123/4	WC27X03.D	10/27/2022	13:29
	IC 410-311123/5	WC27X04.D	10/27/2022	13:49
	IC 410-311123/6	WC27X05.D	10/27/2022	14:08
	IC 410-311123/7	WC27X06.D	10/27/2022	14:28
	IC 410-311123/8	WC27X07.D	10/27/2022	14:47
	IC 410-311123/11	WC27X10.D	10/27/2022	15:47
	IC 410-311123/12	WC27X11.D	10/27/2022	16:07
	ICIS 410-311123/13	WC27X12.D	10/27/2022	16:27
	IC 410-311123/14	WC27X13.D	10/27/2022	16:46
	IC 410-311123/15	WC27X14.D	10/27/2022	17:06
	IC 410-311123/16	WC27X15.D	10/27/2022	17:26
	IC 410-311123/17	WC27X16.D	10/27/2022	17:46
	ICV 410-311123/19	WC27X18.D	10/27/2022	18:25

FORM V
GC/MS VOA INSTRUMENT PERFORMANCE CHECK
BROMOFLUOROBENZENE (BFB)

Lab Name: Eurofins Lancaster Laboratories Env: Job No.: 410-110319-1

SDG No.:

Lab File ID: WD30T01.D BFB Injection Date: 12/30/2022

Instrument ID: 9137 BFB Injection Time: 11:09

Analysis Batch No.: 331544

M/E	ION ABUNDANCE CRITERIA	% RELATIVE ABUNDANCE	
50	15.0 - 40.0 % of mass 95	17.9	
75	30.0 - 60.0 % of mass 95	49.2	
95	Base Peak, 100% relative abundance	100.0	
96	5.0 - 9.0 % of mass 95	6.6	
173	Less than 2.0 % of mass 174	0.0	(0.0) 1
174	Greater than 50% of mass 95	94.1	
175	5.0 - 9.0 % of mass 174	7.6	(8.0) 1
176	95.0 - 101.0 % of mass 174	90.6	(96.3) 1
177	5.0 - 9.0 % of mass 176	6.0	(6.6) 2

1-Value is % mass 174 2-Value is % mass 176

THIS CHECK APPLIES TO THE FOLLOWING SAMPLES, MS, MSD, BLANKS AND STANDARDS:

CLIENT SAMPLE ID	LAB SAMPLE ID	LAB FILE ID	DATE ANALYZED	TIME ANALYZED
	CCVIS 410-331544/3	WD30X93.D	12/30/2022	12:41
	LCS 410-331544/4	WD30X94.D	12/30/2022	13:01
	MB 410-331544/6	WD30X06.D	12/30/2022	13:40
FB-20221219	410-110319-3	WD30X10.D	12/30/2022	14:59
MW-1-20221219	410-110319-1	WD30X17.D	12/30/2022	17:18
MW-10S-20221219	410-110319-2	WD30X18.D	12/30/2022	17:37
MW-10S-20221219 MS	410-110319-2 MS	WD30X19.D	12/30/2022	17:57
MW-10S-20221219 MSD	410-110319-2 MSD	WD30X20.D	12/30/2022	18:17
MW-8S-20221219	410-110319-4	WD30X21.D	12/30/2022	18:37
MW-7S-20221220	410-110319-5	WD30X22.D	12/30/2022	18:56
MW-14S-20221220	410-110319-6	WD30X23.D	12/30/2022	19:16
MW-12S-20221220	410-110319-7	WD30X24.D	12/30/2022	19:36

FORM VIII
GC/MS VOA INTERNAL STANDARD AREA AND RETENTION TIME SUMMARY

Lab Name: Eurofins Lancaster Laboratories Environment Testing, LLC
Job No.: 410-110319-1

SDG No.:

Sample No.: ICIS 410-300915/7
Date Analyzed: 09/28/2022 18:48

Instrument ID: 15830
GC Column: R-624SilMS 30m ID: 0.25(mm)

Lab File ID (Standard): FS28X11.D
Heated Purge: (Y/N) N

Calibration ID: 42606

		TBAd10		FB		CBZd5	
		AREA #	RT #	AREA #	RT #	AREA #	RT #
INITIAL CALIBRATION MID-POINT		520235	2.42	878583	4.32	601446	6.65
UPPER LIMIT		1040470	2.92	1757166	4.82	1202892	7.15
LOWER LIMIT		260118	1.92	439292	3.82	300723	6.15
LAB SAMPLE ID	CLIENT SAMPLE ID						
ICV 410-301291/4		491055	2.41	836772	4.32	574576	6.65
CCVIS 410-331543/3		531921	2.40	1097703	4.31	754072	6.64

TBAd10 = t-Butyl alcohol-d10 (IS)
FB = Fluorobenzene (IS)
CBZd5 = Chlorobenzene-d5 (IS)

Area Limit = 50%-200% of internal standard area
RT Limit = ± 0.5 minutes of internal standard RT

Column used to flag values outside QC limits

FORM VIII
GC/MS VOA INTERNAL STANDARD AREA AND RETENTION TIME SUMMARY

Lab Name: Eurofins Lancaster Laboratories Environment Testing, LLC
Job No.: 410-110319-1

SDG No.:

Sample No.: ICIS 410-300915/7
Date Analyzed: 09/28/2022 18:48

Instrument ID: 15830
GC Column: R-624SilMS 30m ID: 0.25(mm)

Lab File ID (Standard): FS28X11.D
Heated Purge: (Y/N) N

Calibration ID: 42606

		DCBd4					
		AREA #	RT #	#	RT #	#	RT #
INITIAL CALIBRATION MID-POINT		320757	8.01				
UPPER LIMIT		641514	8.51				
LOWER LIMIT		160379	7.51				
LAB SAMPLE ID	CLIENT SAMPLE ID						
ICV 410-301291/4		304335	8.01				
CCVIS 410-331543/3		403086	8.01				

DCBd4 = 1,4-Dichlorobenzene-d4

Area Limit = 50%-200% of internal standard area
RT Limit = ± 0.5 minutes of internal standard RT

Column used to flag values outside QC limits

FORM VIII
GC/MS VOA INTERNAL STANDARD AREA AND RETENTION TIME SUMMARY

Lab Name: Eurofins Lancaster Laboratories Environment Testing, LLC
Job No.: 410-110319-1

SDG No.:

Sample No.: CCVIS 410-331543/3
Date Analyzed: 12/30/2022 11:59

Instrument ID: 15830
GC Column: R-624SilMS 30m ID: 0.25(mm)

Lab File ID (Standard): FD30X03.D
Heated Purge: (Y/N) N

Calibration ID: 42606

		TBAd10		FB		CBZd5	
		AREA #	RT #	AREA #	RT #	AREA #	RT #
12/24 HOUR STD		531921	2.40	1097703	4.31	754072	6.64
UPPER LIMIT		1063842	2.90	2195406	4.81	1508144	7.14
LOWER LIMIT		265961	1.90	548852	3.81	377036	6.14
LAB SAMPLE ID	CLIENT SAMPLE ID						
LCS 410-331543/4		552498	2.41	1126397	4.31	803252	6.64
LCSD 410-331543/5		588526	2.41	1186561	4.31	837765	6.64
MB 410-331543/7		515767	2.40	1122064	4.31	781940	6.64
410-110319-15	TripBlank-20221220	339044	2.39	1149491	4.30	797428	6.64
410-110319-8	MW-12D-20221220	441807	2.39	1029880	4.30	728963	6.64
410-110319-9	MW-11S-20221220	540978	2.40	1086475	4.31	756782	6.64
410-110319-10	MW-4S-20221220	577099	2.40	1117993	4.31	787659	6.64
410-110319-11	MW-3-20221220	477267	2.40	1130317	4.31	810280	6.64
410-110319-12	MW-13S-20221220	570471	2.40	1097262	4.30	784570	6.64
410-110319-13	MW-13D-20221220	535167	2.39	1142241	4.30	815089	6.64
410-110319-14	DUP-20221220	493650	2.40	1075607	4.31	758817	6.64

TBAd10 = t-Butyl alcohol-d10 (IS)
FB = Fluorobenzene (IS)
CBZd5 = Chlorobenzene-d5 (IS)

Area Limit = 50%-200% of internal standard area
RT Limit = ± 0.5 minutes of internal standard RT

Column used to flag values outside QC limits

FORM VIII
GC/MS VOA INTERNAL STANDARD AREA AND RETENTION TIME SUMMARY

Lab Name: Eurofins Lancaster Laboratories Environment Testing, LLC
Job No.: 410-110319-1

SDG No.:

Sample No.: CCVIS 410-331543/3
Date Analyzed: 12/30/2022 11:59

Instrument ID: 15830
GC Column: R-624SilMS 30m ID: 0.25(mm)

Lab File ID (Standard): FD30X03.D
Heated Purge: (Y/N) N

Calibration ID: 42606

		DCBd4					
		AREA #	RT #	#	RT #	#	RT #
12/24 HOUR STD		403086	8.01				
UPPER LIMIT		806172	8.51				
LOWER LIMIT		201543	7.51				
LAB SAMPLE ID	CLIENT SAMPLE ID						
LCS 410-331543/4		420826	8.01				
LCSD 410-331543/5		440851	8.01				
MB 410-331543/7		415157	8.01				
410-110319-15	TripBlank-20221220	416730	8.00				
410-110319-8	MW-12D-20221220	389489	8.01				
410-110319-9	MW-11S-20221220	401054	8.01				
410-110319-10	MW-4S-20221220	414056	8.01				
410-110319-11	MW-3-20221220	429953	8.00				
410-110319-12	MW-13S-20221220	409785	8.00				
410-110319-13	MW-13D-20221220	421401	8.01				
410-110319-14	DUP-20221220	398682	8.01				

DCBd4 = 1,4-Dichlorobenzene-d4

Area Limit = 50%-200% of internal standard area
RT Limit = ± 0.5 minutes of internal standard RT

Column used to flag values outside QC limits

FORM VIII
GC/MS VOA INTERNAL STANDARD AREA AND RETENTION TIME SUMMARY

Lab Name: Eurofins Lancaster Laboratories Environment Testing, LLC
Job No.: 410-110319-1

SDG No.:

Sample No.: ICIS 410-311123/13
Date Analyzed: 10/27/2022 16:27

Instrument ID: 9137
GC Column: R-624SilMS 30m ID: 0.25(mm)

Lab File ID (Standard): WC27X12.D
Heated Purge: (Y/N) N

Calibration ID: 43695

		TBAd10		FB		CBZd5	
		AREA #	RT #	AREA #	RT #	AREA #	RT #
INITIAL CALIBRATION MID-POINT		746464	2.85	1392317	5.07	1069167	8.19
UPPER LIMIT		1492928	3.35	2784634	5.57	2138334	8.69
LOWER LIMIT		373232	2.35	696159	4.57	534584	7.69
LAB SAMPLE ID	CLIENT SAMPLE ID						
ICV 410-311123/19		720290	2.87	1423689	5.07	1043902	8.19
CCVIS 410-331544/3		505136	2.80	1504577	5.07	1001631	8.19

TBAd10 = t-Butyl alcohol-d10 (IS)
FB = Fluorobenzene (IS)
CBZd5 = Chlorobenzene-d5 (IS)

Area Limit = 50%-200% of internal standard area
RT Limit = ± 0.5 minutes of internal standard RT

Column used to flag values outside QC limits

FORM VIII
GC/MS VOA INTERNAL STANDARD AREA AND RETENTION TIME SUMMARY

Lab Name: Eurofins Lancaster Laboratories Environment Testing, LLC
Job No.: 410-110319-1

SDG No.:

Sample No.: ICIS 410-311123/13
Date Analyzed: 10/27/2022 16:27

Instrument ID: 9137
GC Column: R-624SilMS 30m ID: 0.25(mm)

Lab File ID (Standard): WC27X12.D
Heated Purge: (Y/N) N

Calibration ID: 43695

		DCBd4					
		AREA #	RT #	#	RT #	#	RT #
INITIAL CALIBRATION MID-POINT		576823	10.06				
UPPER LIMIT		1153646	10.56				
LOWER LIMIT		288412	9.56				
LAB SAMPLE ID	CLIENT SAMPLE ID						
ICV 410-311123/19		565845	10.06				
CCVIS 410-331544/3		526700	10.06				

DCBd4 = 1,4-Dichlorobenzene-d4

Area Limit = 50%-200% of internal standard area
RT Limit = ± 0.5 minutes of internal standard RT

Column used to flag values outside QC limits

FORM VIII
GC/MS VOA INTERNAL STANDARD AREA AND RETENTION TIME SUMMARY

Lab Name: Eurofins Lancaster Laboratories Environment Testing, LLC
Job No.: 410-110319-1

SDG No.:

Sample No.: CCVIS 410-331544/3
Date Analyzed: 12/30/2022 12:41

Instrument ID: 9137
GC Column: R-624SilMS 30m ID: 0.25(mm)

Lab File ID (Standard): WD30X93.D
Heated Purge: (Y/N) N

Calibration ID: 43695

		TBAd10		FB		CBZd5	
		AREA #	RT #	AREA #	RT #	AREA #	RT #
12/24 HOUR STD		505136	2.80	1504577	5.07	1001631	8.19
UPPER LIMIT		1010272	3.30	3009154	5.57	2003262	8.69
LOWER LIMIT		252568	2.30	752289	4.57	500816	7.69
LAB SAMPLE ID	CLIENT SAMPLE ID						
LCS 410-331544/4		500461	2.84	1435966	5.07	971772	8.19
MB 410-331544/6		474613	2.80	1367542	5.08	862541	8.19
410-110319-3	FB-20221219	464369	2.80	1338971	5.07	876384	8.19
410-110319-1	MW-1-20221219	499284	2.80	1371178	5.07	857881	8.19
410-110319-2	MW-10S-20221219	516020	2.82	1424057	5.07	871940	8.19
410-110319-2 MS	MW-10S-20221219 MS	498413	2.80	1441971	5.07	939395	8.19
410-110319-2 MSD	MW-10S-20221219 MSD	486670	2.79	1436503	5.07	951071	8.19
410-110319-4	MW-8S-20221219	963159	2.75	2790183	5.07	1769282	8.19
410-110319-5	MW-7S-20221220	506358	2.83	1373236	5.08	865981	8.19
410-110319-6	MW-14S-20221220	477315	2.81	1361884	5.07	853084	8.19
410-110319-7	MW-12S-20221220	556838	2.81	1379399	5.07	871458	8.19

TBAd10 = t-Butyl alcohol-d10 (IS)
FB = Fluorobenzene (IS)
CBZd5 = Chlorobenzene-d5 (IS)

Area Limit = 50%-200% of internal standard area
RT Limit = ± 0.5 minutes of internal standard RT

Column used to flag values outside QC limits

FORM VIII
GC/MS VOA INTERNAL STANDARD AREA AND RETENTION TIME SUMMARY

Lab Name: Eurofins Lancaster Laboratories Environment Testing, LLC
Job No.: 410-110319-1

SDG No.:

Sample No.: CCVIS 410-331544/3
Date Analyzed: 12/30/2022 12:41

Instrument ID: 9137
GC Column: R-624SilMS 30m ID: 0.25(mm)

Lab File ID (Standard): WD30X93.D
Heated Purge: (Y/N) N

Calibration ID: 43695

		DCBd4					
		AREA #	RT #	#	RT #	#	RT #
12/24 HOUR STD		526700	10.06				
UPPER LIMIT		1053400	10.56				
LOWER LIMIT		263350	9.56				
LAB SAMPLE ID	CLIENT SAMPLE ID						
LCS 410-331544/4		511875	10.06				
MB 410-331544/6		472515	10.06				
410-110319-3	FB-20221219	473523	10.06				
410-110319-1	MW-1-20221219	476305	10.06				
410-110319-2	MW-10S-20221219	487145	10.06				
410-110319-2 MS	MW-10S-20221219 MS	496397	10.06				
410-110319-2 MSD	MW-10S-20221219 MSD	504755	10.06				
410-110319-4	MW-8S-20221219	983990	10.06				
410-110319-5	MW-7S-20221220	487845	10.06				
410-110319-6	MW-14S-20221220	473609	10.06				
410-110319-7	MW-12S-20221220	480325	10.06				

DCBd4 = 1,4-Dichlorobenzene-d4

Area Limit = 50%-200% of internal standard area
RT Limit = ± 0.5 minutes of internal standard RT

Column used to flag values outside QC limits

FORM I
GC/MS VOA ORGANICS ANALYSIS DATA SHEET

Lab Name: Eurofins Lancaster Laboratories Environment Testing, LLC
Job No.: 410-110319-1

SDG No.:

Client Sample ID: MW-1-20221219
Lab Sample ID: 410-110319-1

Matrix: Groundwater
Lab File ID: WD30X17.D

Analysis Method: 8260D
Date Collected: 12/19/2022 13:03

Sample wt/vol: 5(mL)
Date Analyzed: 12/30/2022 17:18

Soil Aliquot Vol:
Dilution Factor: 1

Soil Extract Vol.:
GC Column: R-624SilMS 30m ID: 0.25(mm)

Purge Volume: 5.0(mL)
Heated Purge: (Y/N) N pH:

% Moisture: % Solids:
Level: (low/med) Low

Analysis Batch No.: 331544
Units: ug/L

CAS NO.	COMPOUND NAME	RESULT	Q	RL	MDL
71-43-2	Benzene	ND		1.0	0.30
100-41-4	Ethylbenzene	ND		1.0	0.40
108-88-3	Toluene	ND		1.0	0.20
1330-20-7	Xylenes, Total	ND		1.0	0.40

CAS NO.	SURROGATE	%REC	Q	LIMITS
17060-07-0	1,2-Dichloroethane-d4 (Surr)	104		80-120
460-00-4	4-Bromofluorobenzene (Surr)	89		80-120
1868-53-7	Dibromofluoromethane (Surr)	101		80-120
2037-26-5	Toluene-d8 (Surr)	108		80-120

Eurofins Lancaster Laboratories Environment Testing, LLC
Target Compound Quantitation Report

Data File: \\chromfs\Lancaster\ChromData\9137\20221230-74283.b\WD30X17.D
Lims ID: 410-110319-A-1
Client ID: MW-1-20221219
Sample Type: Client
Inject. Date: 30-Dec-2022 17:18:30 ALS Bottle#: 17 Worklist Smp#: 17
Purge Vol: 5.000 mL Dil. Factor: 1.0000
Sample Info: 410-0074283-017
Operator ID: kas02648 Instrument ID: 9137

Method: \\chromfs\Lancaster\ChromData\9137\20221230-74283.b\MSVoa_9137.m
Limit Group: MSV - 8260C_D
Last Update: 03-Jan-2023 13:52:05 Calib Date: 27-Oct-2022 17:46:30
Integrator: RTE ID Type: Deconvolution ID
Quant Method: Internal Standard Quant By: Initial Calibration
Last ICal File: \\chromfs\Lancaster\ChromData\9137\20221027-69757.b\WC27X16.D

Column 1 : Rxi-624Sil MS Capillary Column (0.25 mm) Det: MS Quad
Process Host: CTX1616

First Level Reviewer: DVW2 Date: 03-Jan-2023 13:49:23

Compound	Sig	RT (min.)	Exp RT (min.)	Dlt RT (min.)	Q	Response	OnCol Amt ug/l	Flags
* 29 t-Butyl alcohol-d10 (IS)	65	2.798	2.798	0.000	6	499284	250.0	
$ 50 Dibromofluoromethane (Surr)	113	4.396	4.396	0.000	94	321174	50.6	
$ 56 1,2-Dichloroethane-d4 (Surr)	102	4.733	4.736	-0.003	70	88394	52.0	
57 Benzene	78		4.797				ND	7
* 61 Fluorobenzene (IS)	96	5.070	5.073	-0.003	99	1371178	50.0	
$ 79 Toluene-d8 (Surr)	98	6.735	6.739	-0.004	93	1225555	54.0	
80 Toluene	92		6.809				ND	7
* 94 Chlorobenzene-d5 (IS)	117	8.189	8.192	-0.003	85	857881	50.0	
98 Ethylbenzene	91		8.324				ND	7
99 m-Xylene & p-Xylene	106		8.430				ND	7
100 o-Xylene	106		8.767				ND	
$ 106 4-Bromofluorobenzene (Surr)	95	9.187	9.187	0.000	91	395852	44.7	
* 144 1,4-Dichlorobenzene-d4	152	10.063	10.063	0.000	95	476305	50.0	
S 155 Xylenes, Total	106		11.245				ND	7

QC Flag Legend

Processing Flags
7 - Failed Limit of Detection

Reagents:

MSV_Cent_ISSS_00015 Amount Added: 5.00 Units: uL Run Reagent

Report Date: 03-Jan-2023 13:55:44 Chrom Revision: 2.3 20-Dec-2022 14:14:06

Eurofins Lancaster Laboratories Environment Testing, LLC

Data File:	\\chromfs\Lancaster\ChromData\9137\20221230-74283.b\WD30X17.D				
Injection Date:	30-Dec-2022 17:18:30	Instrument ID:	9137	Operator ID:	kas02648
Lims ID:	410-110319-A-1	Lab Sample ID:	410-110319-1	Worklist Smp#:	17
Client ID:	MW-1-20221219				
Purge Vol:	5.000 mL	Dil. Factor:	1.0000	ALS Bottle#:	17
Method:	MSVoa_9137	Limit Group:	MSV - 8260C_D		

Column: Rxi-624Sil MS Capillary Column (0.25 mm) Y Scaling: Method Defined: Scale to the Nth Largest Target: 1

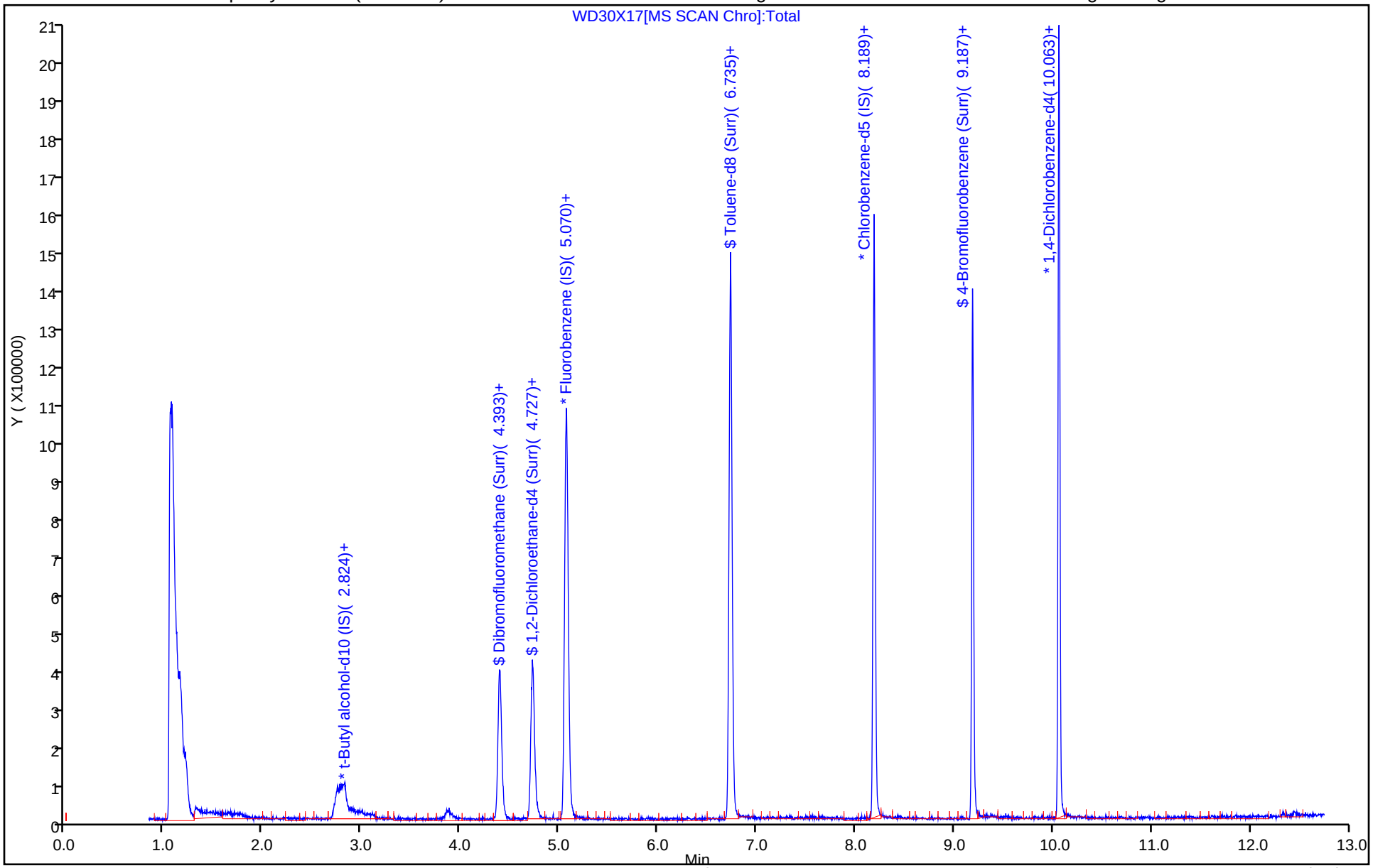

Eurofins Lancaster Laboratories Environment Testing, LLC

Recovery Report

Data File:	\\chromfs\Lancaster\ChromData\9137\20221230-74283.b\WD30X17.D				
Lims ID:	410-110319-A-1				
Client ID:	MW-1-20221219				
Sample Type:	Client				
Inject. Date:	30-Dec-2022 17:18:30	ALS Bottle#:	17	Worklist Smp#:	17
Purge Vol:	5.000 mL	Dil. Factor:	1.0000		
Sample Info:	410-0074283-017				
Operator ID:	kas02648	Instrument ID:	9137		
Method:	\\chromfs\Lancaster\ChromData\9137\20221230-74283.b\MSVoa_9137.m				
Limit Group:	MSV - 8260C_D				
Last Update:	03-Jan-2023 13:52:05	Calib Date:	27-Oct-2022 17:46:30		
Integrator:	RTE	ID Type:	Deconvolution ID		
Quant Method:	Internal Standard	Quant By:	Initial Calibration		
Last ICal File:	\\chromfs\Lancaster\ChromData\9137\20221027-69757.b\WC27X16.D				
Column 1 :	Rxi-624Sil MS Capillary Column (0.25 mm)		Det: MS Quad		
Process Host:	CTX1616				

First Level Reviewer: DVW2 Date: 03-Jan-2023 13:49:23

Compound	Amount Added	Amount Recovered	% Rec.
$ 50 Dibromofluoromethane (Surr)	50.0	50.6	101.17
$ 56 1,2-Dichloroethane-d4 (Surr)	50.0	52.0	103.95
$ 79 Toluene-d8 (Surr)	50.0	54.0	107.91
$ 106 4-Bromofluorobenzene (Surr)	50.0	44.7	89.49

FORM I
GC/MS VOA ORGANICS ANALYSIS DATA SHEET

Lab Name: Eurofins Lancaster Laboratories Environment Testing, LLC
Job No.: 410-110319-1

SDG No.:

Client Sample ID: MW-10S-20221219
Lab Sample ID: 410-110319-2

Matrix: Groundwater
Lab File ID: WD30X18.D

Analysis Method: 8260D
Date Collected: 12/19/2022 13:55

Sample wt/vol: 5(mL)
Date Analyzed: 12/30/2022 17:37

Soil Aliquot Vol:
Dilution Factor: 1

Soil Extract Vol.:
GC Column: R-624SilMS 30m ID: 0.25(mm)

Purge Volume: 5.0(mL)
Heated Purge: (Y/N) N pH:

% Moisture: % Solids:
Level: (low/med) Low

Analysis Batch No.: 331544
Units: ug/L

CAS NO.	COMPOUND NAME	RESULT	Q	RL	MDL
71-43-2	Benzene	ND		1.0	0.30
100-41-4	Ethylbenzene	ND		1.0	0.40
108-88-3	Toluene	ND		1.0	0.20
1330-20-7	Xylenes, Total	ND		1.0	0.40

CAS NO.	SURROGATE	%REC	Q	LIMITS
17060-07-0	1,2-Dichloroethane-d4 (Surr)	100		80-120
460-00-4	4-Bromofluorobenzene (Surr)	89		80-120
1868-53-7	Dibromofluoromethane (Surr)	105		80-120
2037-26-5	Toluene-d8 (Surr)	109		80-120

Eurofins Lancaster Laboratories Environment Testing, LLC
Target Compound Quantitation Report

Data File: \\chromfs\Lancaster\ChromData\9137\20221230-74283.b\WD30X18.D
Lims ID: 410-110319-A-2
Client ID: MW-10S-20221219
Sample Type: Client
Inject. Date: 30-Dec-2022 17:37:30 ALS Bottle#: 18 Worklist Smp#: 18
Purge Vol: 5.000 mL Dil. Factor: 1.0000
Sample Info: 410-0074283-018
Operator ID: kas02648 Instrument ID: 9137

Method: \\chromfs\Lancaster\ChromData\9137\20221230-74283.b\MSVoa_9137.m
Limit Group: MSV - 8260C_D
Last Update: 03-Jan-2023 13:52:05 Calib Date: 27-Oct-2022 17:46:30
Integrator: RTE ID Type: Deconvolution ID
Quant Method: Internal Standard Quant By: Initial Calibration
Last ICal File: \\chromfs\Lancaster\ChromData\9137\20221027-69757.b\WC27X16.D

Column 1 : Rxi-624Sil MS Capillary Column (0.25 mm) Det: MS Quad
Process Host: CTX1616

First Level Reviewer: DVW2 Date: 03-Jan-2023 13:50:45

Compound	Sig	RT (min.)	Exp RT (min.)	Dlt RT (min.)	Q	Response	OnCol Amt ug/l	Flags
A 1 C4-C10	1		(0.000-0.100)				ND	
A 2 C4-C12	1		(0.000-0.250)				ND	
3 Chlorotrifluoroethene	116		1.296				ND	
5 Dichlorodifluoromethane	85		1.309				ND	
4 Chlorodifluoromethane	51		1.319				ND	7
6 Chloromethane	50		1.450				ND	7
7 Vinyl chloride	62		1.524				ND	
8 Butadiene	39		1.527				ND	7
9 2-Chloro-1,1,1-Trifluoroethane	118		1.562				ND	7
10 Bromomethane	94		1.749				ND	
11 Chloroethane	64		1.791				ND	7
12 Dichlorofluoromethane	67		1.945				ND	7
13 Pentane	43		1.999				ND	7
14 Trichlorofluoromethane	101		2.002				ND	
15 Ethyl ether	59		2.150				ND	
17 1,2-Dichloro-1,1,2-trifluoroetha	67		2.185				ND	
16 Ethanol	45		2.192				ND	7
18 Acrolein	56		2.246				ND	
19 1,1-Dichloroethene	96		2.349				ND	
20 Acetone	58		2.381				ND	
21 1,1,2-Trichloro-1,2,2-trifluoroe	101		2.381				ND	
23 Isopropyl alcohol	45		2.474				ND	7
22 Iodomethane	142		2.490				ND	
24 Carbon disulfide	76		2.557				ND	
25 3-Chloro-1-propene	41		2.641				ND	7
27 Methyl acetate	43		2.657				ND	7
26 Acetonitrile	41		2.666				ND	7
28 Methylene Chloride	84		2.760				ND	
* 29 t-Butyl alcohol-d10 (IS)	65	2.817	2.798	0.019	44	516020	250.0	
30 2-Methyl-2-propanol	59		2.872				ND	7
31 Acrylonitrile	53		2.962				ND	
33 trans-1,2-Dichloroethene	96		3.000				ND	7

Compound	Sig	RT (min.)	Exp RT (min.)	Dlt RT (min.)	Q	Response	OnCol Amt ug/l	Flags
32 Methyl tert-butyl ether	73		3.000				ND	7
34 Hexane	57		3.257				ND	7
35 1,1-Dichloroethane	63		3.389				ND	
36 Vinyl acetate	43		3.436				ND	
37 Isopropyl ether	45		3.456				ND	7
38 2-Chloro-1,3-butadiene	53		3.472				ND	7
39 Tert-butyl ethyl ether	59		3.803				ND	7
40 cis-1,2-Dichloroethene	96		3.931				ND	7
41 2-Butanone (MEK)	43		3.947				ND	7
42 2,2-Dichloropropane	77		3.950				ND	7
44 Propionitrile	54		3.998				ND	7
43 Ethyl acetate	43		4.014				ND	7
45 Methacrylonitrile	67		4.156				ND	7
46 Chlorobromomethane	128		4.162				ND	
47 Tetrahydrofuran	71		4.210				ND	
48 Chloroform	83		4.242				ND	
$ 50 Dibromofluoromethane (Surr)	113	4.406	4.396	0.010	94	345439	52.4	
51 1,1,1-Trichloroethane	97		4.435				ND	7
52 Cyclohexane	56		4.502				ND	7
53 1,1-Dichloropropene	75		4.592				ND	
54 Carbon tetrachloride	117		4.598				ND	
55 Isobutyl alcohol	41		4.717				ND	7
$ 56 1,2-Dichloroethane-d4 (Surr)	102	4.730	4.736	-0.006	70	88129	49.9	
57 Benzene	78		4.797				ND	7
58 1,2-Dichloroethane	62		4.807				ND	7
59 Isopropyl acetate	43		4.881				ND	7
60 Tert-amyl methyl ether	73		4.919				ND	
* 61 Fluorobenzene (IS)	96	5.073	5.073	0.000	99	1424057	50.0	
62 n-Heptane	43		5.080				ND	7
63 n-Butanol	56		5.381				ND	
64 Trichloroethene	95		5.452				ND	7
65 Methylcyclohexane	83		5.657				ND	
66 1,2-Dichloropropane	63		5.680				ND	
67 2-ethoxy-2-methyl butane	87		5.728				ND	
68 Dibromomethane	93		5.789				ND	
69 Methyl methacrylate	69		5.815				ND	
70 1,4-Dioxane	88		5.815				ND	
71 n-Propyl acetate	61		5.885				ND	
72 Dichlorobromomethane	83		5.965				ND	
S 73 1,2-Dichloroethene, Total	100		6.155				ND	7
74 2-Nitropropane	41		6.206				ND	7
75 2-Chloroethyl vinyl ether	63		6.293				ND	
A 76 C6-C10	1	6.394	(2.952-9.836)		0	4361217	NC	
77 cis-1,3-Dichloropropene	75		6.450				ND	7
78 4-Methyl-2-pentanone (MIBK)	43		6.623				ND	7
$ 79 Toluene-d8 (Surr)	98	6.739	6.739	0.000	93	1253000	54.3	
80 Toluene	92		6.809				ND	
81 trans-1,3-Dichloropropene	75		7.050				ND	
A 82 C5-C12	1	7.153	(2.686-11.621)		0	4808628	NC	
83 Ethyl methacrylate	69		7.175				ND	7
84 1,1,2-Trichloroethane	97		7.246				ND	
A 85 C6-C12	1	7.286	(2.952-11.621)		0	4808628	NC	

Compound	Sig	RT (min.)	Exp RT (min.)	Dlt RT (min.)	Q	Response	OnCol Amt ug/l	Flags
86 Tetrachloroethene	166		7.397				ND	7
87 1,3-Dichloropropane	76		7.419				ND	
89 3,4-Dichloro-1-butene	75		7.470				ND	
88 t-Amyl alcohol	73		7.493				ND	
90 2-Hexanone	43		7.518				ND	7
91 Chlorodibromomethane	129		7.640				ND	
92 n-Butyl acetate	43		7.666				ND	7
93 Ethylene Dibromide	107		7.746				ND	
* 94 Chlorobenzene-d5 (IS)	117	8.192	8.192	0.000	86	871940	50.0	
95 1-Chlorohexane	91	8.189	8.212	-0.023	37	1710	0.1893	
96 Chlorobenzene	112	8.215	8.215	0.000	31	4337	0.2545	
97 1,1,1,2-Tetrachloroethane	131		8.292				ND	
98 Ethylbenzene	91		8.324				ND	7
99 m-Xylene & p-Xylene	106		8.430				ND	7
100 o-Xylene	106		8.767				ND	7
101 Styrene	104		8.776				ND	
102 Bromoform	173		8.921				ND	
103 Isopropylbenzene	105		9.072				ND	7
104 cis-1,4-Dichloro-2-butene	88		9.126				ND	
105 Cyclohexanone	55		9.136				ND	7
$ 106 4-Bromofluorobenzene (Surr)	95	9.187	9.187	0.000	91	401541	44.7	
108 1,1,2,2-Tetrachloroethane	83		9.303				ND	
107 Bromobenzene	156		9.306				ND	
109 1,2,3-Trichloropropane	110		9.338				ND	
110 trans-1,4-Dichloro-2-butene	53		9.351				ND	
111 N-Propylbenzene	91		9.396				ND	
112 2-Chlorotoluene	126		9.457				ND	
113 1,3,5-Trimethylbenzene	105		9.534				ND	
114 4-Chlorotoluene	126		9.543				ND	7
115 2,3,4-Trichlorobutene	109		9.582				ND	
116 tert-Butylbenzene	134		9.781				ND	
117 Pentachloroethane	167		9.790				ND	
118 1,2,4-Trimethylbenzene	105		9.813				ND	7
119 sec-Butylbenzene	105		9.938				ND	7
T 127 n-Butyl acrylate TIC	55	10.002	10.000	0.002	1	231	0.008111	
T 126 2,3-Dichloro-1,3-butadiene TIC	51	10.041	10.000	0.041	78	362	0.0127	
T 125 1-Bromo-2-chloroethane TIC	63	10.066	10.000	0.066	5	11127	0.3907	
T 135 Propane TIC	43		10.000				ND	
T 124 Propanol TIC	57		10.000				ND	
T 134 Propene oxide TIC	58		10.000				ND	
T 123 Ethyl acrylate TIC	55		10.000				ND	
T 120 tert-amyl alcohol TIC	59	10.025	10.000	0.025	1	221	0.007760	
T 128 Ethyl Acetate TIC	43		10.000				ND	
T 129 Hexachloroethane TIC	117	10.015	10.000	0.015	1	158	0.005548	
T 131 Propionaldehyde TIC	58	10.082	10.000	0.082	1	450	0.0158	
T 137 Vinyl acetate (TIC)	43		10.000				ND	
T 122 2,3,4-Trichlorobutene TIC	109	10.015	10.000	0.015	1	49	0.001720	
T 130 1-Chlorobutane TIC	56	10.060	10.000	0.060	30	20637	0.7246	
T 133 Isooctane TIC	57	10.037	10.000	0.037	1	510	0.0179	
T 136 Tetranitromethane TIC	46	10.172	10.000	0.172	1	179	0.006285	
T 132 Ethylene oxide TIC	43		10.000				ND	
T 138 Chloroacetaldehyde TIC	49	10.050	10.000	0.050	34	1106	0.0388	

Compound	Sig	RT (min.)	Exp RT (min.)	Dlt RT (min.)	Q	Response	OnCol Amt ug/l	Flags
T 140 1,3-Dichlorobutene-2(total) TIC	89	10.060	10.000	0.060	20	12165	0.4271	
T 121 Bromoethane TIC	108	10.005	10.000	0.005	1	50	0.001756	
T 139 Diethoxymethane TIC	59	10.025	10.000	0.025	1	221	0.007760	
141 1,3-Dichlorobenzene	146		10.015				ND	
143 4-Isopropyltoluene	119		10.044				ND	7
S 142 1,3-Dichloropropene, Total	100		10.060				ND	7
* 144 1,4-Dichlorobenzene-d4	152	10.063	10.063	0.000	94	487145	50.0	
145 1,4-Dichlorobenzene	146	10.079	10.079	0.000	38	14910	1.07	
146 1,2,3-Trimethylbenzene	105		10.118				ND	7
147 Benzyl chloride	91		10.175				ND	7
148 1,3-Diethylbenzene	119		10.259				ND	7
149 p-Diethylbenzene	119		10.320				ND	7
150 n-Butylbenzene	92		10.339				ND	
151 1,2-Dichlorobenzene	146		10.345				ND	
152 o-diethylbenzene	119		10.403				ND	7
153 1,2-Dibromo-3-Chloropropane	75		10.881				ND	
154 1,3,5-Trichlorobenzene	180		11.026				ND	
S 155 Xylenes, Total	106		11.245				ND	7
156 1,2,4-Trichlorobenzene	180		11.437				ND	
157 Hexachlorobutadiene	225		11.546				ND	
158 Naphthalene	128		11.600				ND	7
159 1,2,3-Trichlorobenzene	180		11.754				ND	
160 2-Methylnaphthalene	142		12.322				ND	7
161 Hexachloroethane	201		13.560				ND	
162 tert-Butyl Formate	1		0.000				ND	
163 Methyl acrylate	1		0.000				ND	
164 2,3-Dichloro-1,3-butadiene	1		0.000				ND	
S 165 Total BTEX	1		0.000				ND	
166 3-chloro-1-Butene	1		0.000				ND	
167 1,1-Dichloro-1-fluoroethane	1		0.000				ND	
168 cis-1,2,3-Trichlorobutene-2	1		0.000				ND	
169 1-Chlorobutane	1		0.000				ND	
S 170 divinyl benzene	1		0.000				ND	7
171 1-Bromo-2-chloroethane	1		0.000				ND	
S 172 Total Diethylbenzene	1		0.000				ND	7
173 Ethyl bromide	1		0.000				ND	
174 Ethyl acrylate	55		0.000				ND	
175 1,3-Divinylbenzene	1		0.000				ND	
176 Propene oxide	1		0.000				ND	
177 trans-1,2,3-Trichlorobutene-2	1		0.000				ND	
178 3-Methyl-1-butene	1		0.000				ND	
179 Propanol	1		0.000				ND	
180 n-Nonane	1		0.000				ND	
181 Isobutyl acetate	43		0.000				ND	
182 n-Octane	1		0.000				ND	
183 Undecane	1		0.000				ND	
184 4-Ethyltoluene	1		0.000				ND	
185 sec-Butyl Alcohol	45		0.000				ND	
186 Diethoxymethane	1		0.000				ND	
187 1,4-Divinylbenzene	1		0.000				ND	
188 1,1,2,2-Tetrachloro-1,2-difluoro	1		0.000				ND	
192 Methylal	1		0.000				ND	

Compound	Sig	RT (min.)	Exp RT (min.)	Dlt RT (min.)	Q	Response	OnCol Amt ug/l	Flags
193 Chloroacetonitrile	1		0.000				ND	

QC Flag Legend

Processing Flags

NC - Not Calibrated

7 - Failed Limit of Detection

Reagents:

MSV_Cent_ISSS_00015 Amount Added: 5.00 Units: uL Run Reagent

Report Date: 03-Jan-2023 13:55:46 Chrom Revision: 2.3 20-Dec-2022 14:14:06

Eurofins Lancaster Laboratories Environment Testing, LLC

Data File:	\\chromfs\Lancaster\ChromData\9137\20221230-74283.b\WD30X18.D				
Injection Date:	30-Dec-2022 17:37:30	Instrument ID:	9137	Operator ID:	kas02648
Lims ID:	410-110319-A-2	Lab Sample ID:	410-110319-2	Worklist Smp#:	18
Client ID:	MW-10S-20221219				
Purge Vol:	5.000 mL	Dil. Factor:	1.0000	ALS Bottle#:	18
Method:	MSVoa_9137	Limit Group:	MSV - 8260C_D		

Column: Rxi-624Sil MS Capillary Column (0.25 mm) Y Scaling: Method Defined: Scale to the Nth Largest Target: 1

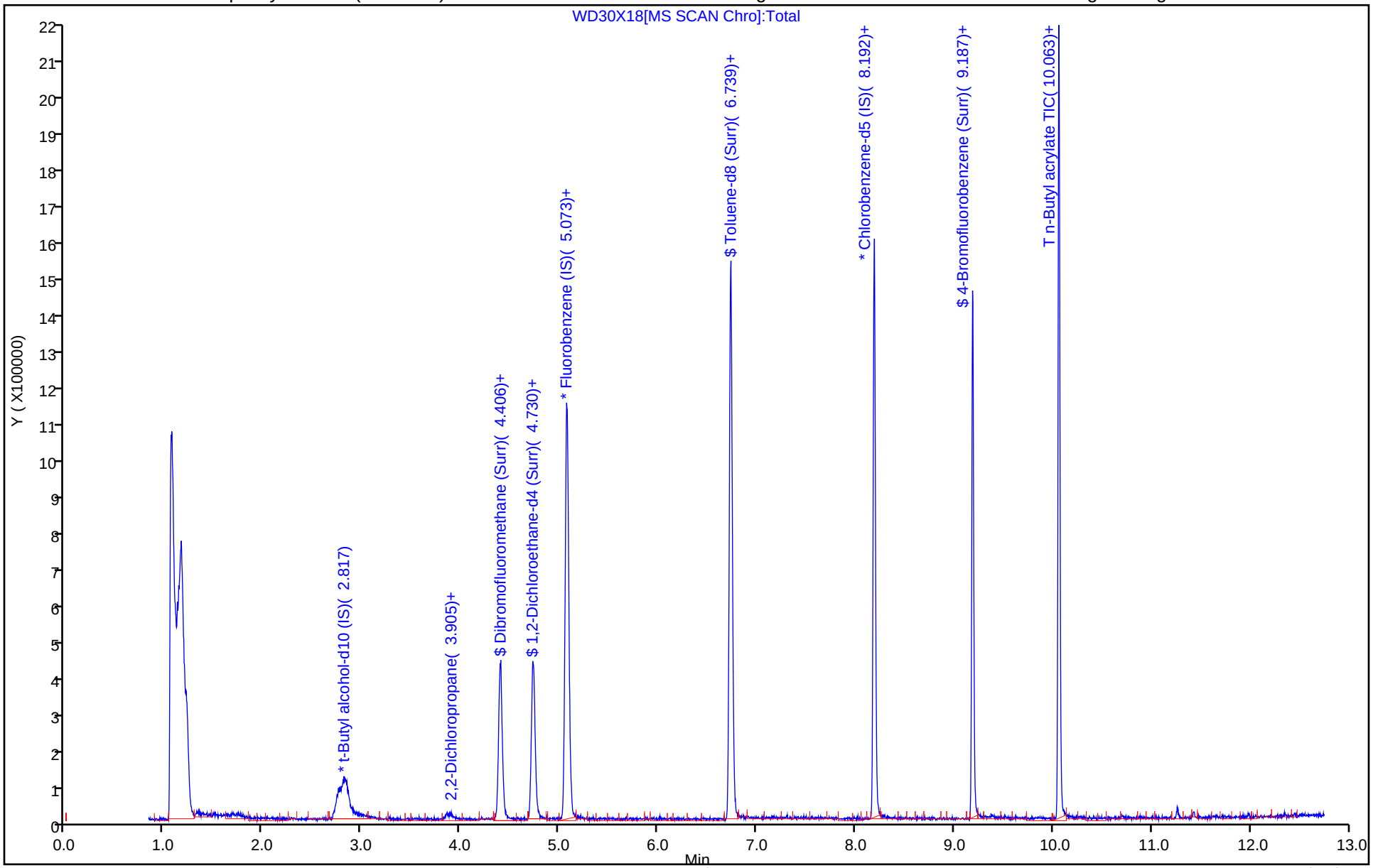

Eurofins Lancaster Laboratories Environment Testing, LLC

Recovery Report

Data File:	\\chromfs\Lancaster\ChromData\9137\20221230-74283.b\WD30X18.D				
Lims ID:	410-110319-A-2				
Client ID:	MW-10S-20221219				
Sample Type:	Client				
Inject. Date:	30-Dec-2022 17:37:30	ALS Bottle#:	18	Worklist Smp#:	18
Purge Vol:	5.000 mL	Dil. Factor:	1.0000		
Sample Info:	410-0074283-018				
Operator ID:	kas02648	Instrument ID:	9137		
Method:	\\chromfs\Lancaster\ChromData\9137\20221230-74283.b\MSVoa_9137.m				
Limit Group:	MSV - 8260C_D				
Last Update:	03-Jan-2023 13:52:05	Calib Date:	27-Oct-2022 17:46:30		
Integrator:	RTE	ID Type:	Deconvolution ID		
Quant Method:	Internal Standard	Quant By:	Initial Calibration		
Last ICal File:	\\chromfs\Lancaster\ChromData\9137\20221027-69757.b\WC27X16.D				
Column 1 :	Rxi-624Sil MS Capillary Column (0.25 mm)		Det: MS Quad		
Process Host:	CTX1616				

First Level Reviewer: DVW2 Date: 03-Jan-2023 13:50:45

Compound	Amount Added	Amount Recovered	% Rec.
$ 50 Dibromofluoromethane (Surr)	50.0	52.4	104.77
$ 56 1,2-Dichloroethane-d4 (Surr)	50.0	49.9	99.79
$ 79 Toluene-d8 (Surr)	50.0	54.3	108.54
$ 106 4-Bromofluorobenzene (Surr)	50.0	44.7	89.31

FORM I
GC/MS VOA ORGANICS ANALYSIS DATA SHEET

Lab Name: Eurofins Lancaster Laboratories Environment Testing, LLC
Job No.: 410-110319-1

SDG No.:

Client Sample ID: FB-20221219
Lab Sample ID: 410-110319-3

Matrix: Water
Lab File ID: WD30X10.D

Analysis Method: 8260D
Date Collected: 12/19/2022 14:25

Sample wt/vol: 5(mL)
Date Analyzed: 12/30/2022 14:59

Soil Aliquot Vol:
Dilution Factor: 1

Soil Extract Vol.:
GC Column: R-624SilMS 30m ID: 0.25(mm)

Purge Volume: 5.0(mL)
Heated Purge: (Y/N) N pH:

% Moisture: % Solids:
Level: (low/med) Low

Analysis Batch No.: 331544
Units: ug/L

CAS NO.	COMPOUND NAME	RESULT	Q	RL	MDL
71-43-2	Benzene	ND		1.0	0.30
100-41-4	Ethylbenzene	ND		1.0	0.40
108-88-3	Toluene	ND		1.0	0.20
1330-20-7	Xylenes, Total	ND		1.0	0.40

CAS NO.	SURROGATE	%REC	Q	LIMITS
17060-07-0	1,2-Dichloroethane-d4 (Surr)	103		80-120
460-00-4	4-Bromofluorobenzene (Surr)	83		80-120
1868-53-7	Dibromofluoromethane (Surr)	103		80-120
2037-26-5	Toluene-d8 (Surr)	104		80-120

Eurofins Lancaster Laboratories Environment Testing, LLC
Target Compound Quantitation Report

Data File: \\chromfs\Lancaster\ChromData\9137\20221230-74283.b\WD30X10.D
Lims ID: 410-110319-A-3
Client ID: FB-20221219
Sample Type: Client
Inject. Date: 30-Dec-2022 14:59:30 ALS Bottle#: 10 Worklist Smp#: 10
Purge Vol: 5.000 mL Dil. Factor: 1.0000
Sample Info: 410-0074283-010
Operator ID: kas02648 Instrument ID: 9137

Method: \\chromfs\Lancaster\ChromData\9137\20221230-74283.b\MSVoa_9137.m
Limit Group: MSV - 8260C_D
Last Update: 03-Jan-2023 13:52:05 Calib Date: 27-Oct-2022 17:46:30
Integrator: RTE ID Type: Deconvolution ID
Quant Method: Internal Standard Quant By: Initial Calibration
Last ICal File: \\chromfs\Lancaster\ChromData\9137\20221027-69757.b\WC27X16.D

Column 1 : Rxi-624Sil MS Capillary Column (0.25 mm) Det: MS Quad
Process Host: CTX1616

First Level Reviewer: DVW2 Date: 03-Jan-2023 13:47:05

Compound	Sig	RT (min.)	Exp RT (min.)	Dlt RT (min.)	Q	Response	OnCol Amt ug/l	Flags
* 29 t-Butyl alcohol-d10 (IS)	65	2.798	2.798	0.000	1	464369	250.0	
$ 50 Dibromofluoromethane (Surr)	113	4.393	4.396	-0.003	94	318162	51.3	
$ 56 1,2-Dichloroethane-d4 (Surr)	102	4.727	4.736	-0.010	70	85637	51.6	
57 Benzene	78		4.797				ND	7
* 61 Fluorobenzene (IS)	96	5.070	5.073	-0.003	99	1338971	50.0	
$ 79 Toluene-d8 (Surr)	98	6.732	6.739	-0.007	93	1207927	52.1	
80 Toluene	92		6.809				ND	7
* 94 Chlorobenzene-d5 (IS)	117	8.189	8.192	-0.003	86	876384	50.0	
98 Ethylbenzene	91		8.324				ND	7
99 m-Xylene & p-Xylene	106		8.430				ND	7
100 o-Xylene	106		8.767				ND	
$ 106 4-Bromofluorobenzene (Surr)	95	9.187	9.187	0.000	93	374526	41.4	
* 144 1,4-Dichlorobenzene-d4	152	10.063	10.063	0.000	95	473523	50.0	
S 155 Xylenes, Total	106		11.245				ND	7

QC Flag Legend

Processing Flags

7 - Failed Limit of Detection

Reagents:

MSV_Cent_ISSS_00015 Amount Added: 5.00 Units: uL Run Reagent

Report Date: 03-Jan-2023 13:55:25 Chrom Revision: 2.3 20-Dec-2022 14:14:06

Eurofins Lancaster Laboratories Environment Testing, LLC

Data File:	\\chromfs\Lancaster\ChromData\9137\20221230-74283.b\WD30X10.D				
Injection Date:	30-Dec-2022 14:59:30	Instrument ID:	9137	Operator ID:	kas02648
Lims ID:	410-110319-A-3	Lab Sample ID:	410-110319-3	Worklist Smp#:	10
Client ID:	FB-20221219				
Purge Vol:	5.000 mL	Dil. Factor:	1.0000	ALS Bottle#:	10
Method:	MSVoa_9137	Limit Group:	MSV - 8260C_D		

Column: Rxi-624Sil MS Capillary Column (0.25 mm) Y Scaling: Method Defined: Scale to the Nth Largest Target: 1

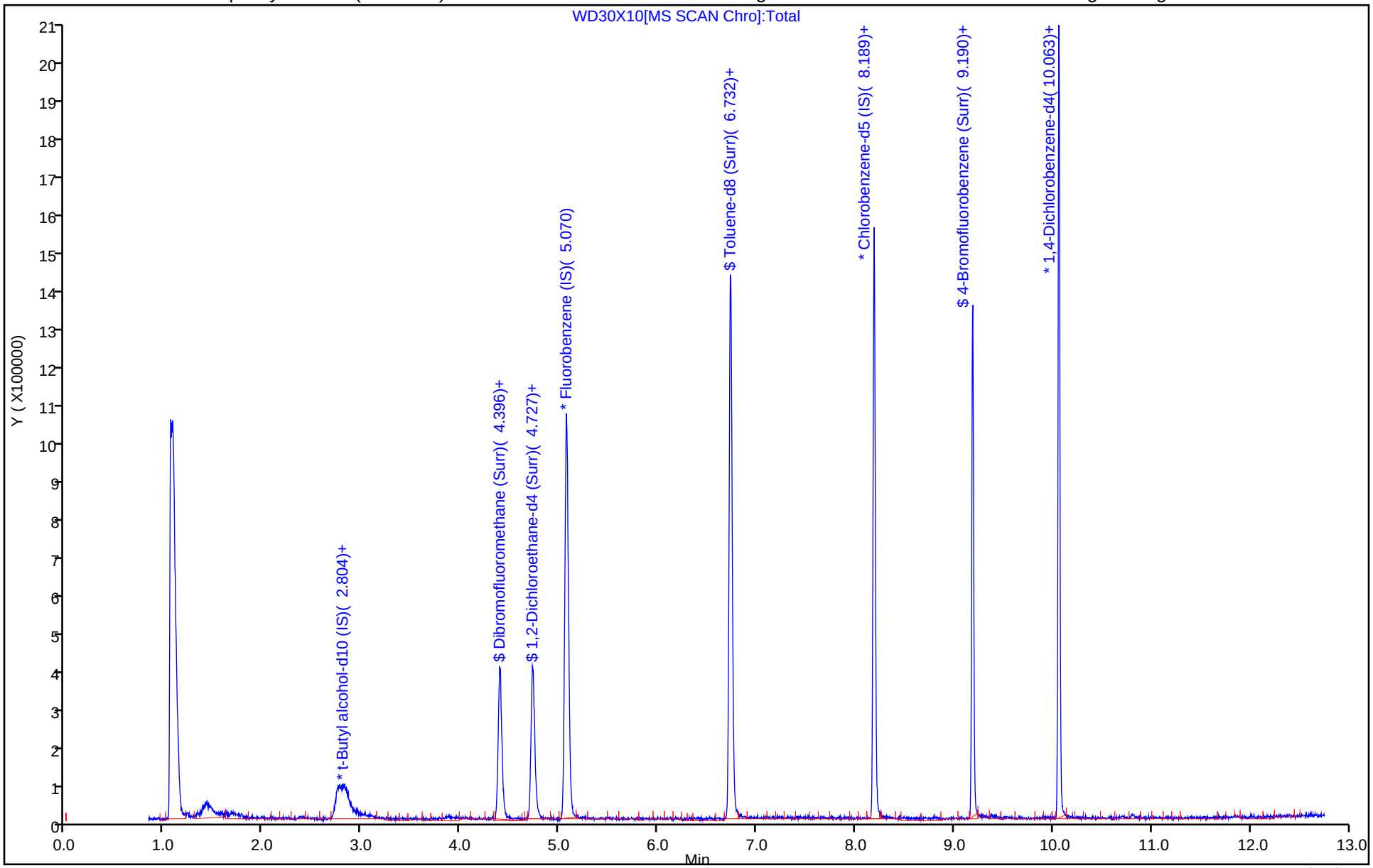

Eurofins Lancaster Laboratories Environment Testing, LLC

Recovery Report

Data File:	\\chromfs\Lancaster\ChromData\9137\20221230-74283.b\WD30X10.D				
Lims ID:	410-110319-A-3				
Client ID:	FB-20221219				
Sample Type:	Client				
Inject. Date:	30-Dec-2022 14:59:30	ALS Bottle#:	10	Worklist Smp#:	10
Purge Vol:	5.000 mL	Dil. Factor:	1.0000		
Sample Info:	410-0074283-010				
Operator ID:	kas02648	Instrument ID:	9137		
Method:	\\chromfs\Lancaster\ChromData\9137\20221230-74283.b\MSVoa_9137.m				
Limit Group:	MSV - 8260C_D				
Last Update:	03-Jan-2023 13:52:05	Calib Date:	27-Oct-2022 17:46:30		
Integrator:	RTE	ID Type:	Deconvolution ID		
Quant Method:	Internal Standard	Quant By:	Initial Calibration		
Last ICal File:	\\chromfs\Lancaster\ChromData\9137\20221027-69757.b\WC27X16.D				
Column 1 :	Rxi-624Sil MS Capillary Column (0.25 mm)		Det: MS Quad		
Process Host:	CTX1616				

First Level Reviewer: DVW2 Date: 03-Jan-2023 13:47:05

Compound	Amount Added	Amount Recovered	% Rec.
$ 50 Dibromofluoromethane (Surr)	50.0	51.3	102.63
$ 56 1,2-Dichloroethane-d4 (Surr)	50.0	51.6	103.13
$ 79 Toluene-d8 (Surr)	50.0	52.1	104.11
$ 106 4-Bromofluorobenzene (Surr)	50.0	41.4	82.88

FORM I
GC/MS VOA ORGANICS ANALYSIS DATA SHEET

Lab Name: Eurofins Lancaster Laboratories Environment Testing, LLC
Job No.: 410-110319-1

SDG No.:

Client Sample ID: MW-8S-20221219
Lab Sample ID: 410-110319-4

Matrix: Groundwater
Lab File ID: WD30X21.D

Analysis Method: 8260D
Date Collected: 12/19/2022 14:50

Sample wt/vol: 5(mL)
Date Analyzed: 12/30/2022 18:37

Soil Aliquot Vol:
Dilution Factor: 1

Soil Extract Vol.:
GC Column: R-624SilMS 30m ID: 0.25(mm)

Purge Volume: 5.0(mL)
Heated Purge: (Y/N) N pH:

% Moisture: % Solids:
Level: (low/med) Low

Analysis Batch No.: 331544
Units: ug/L

CAS NO.	COMPOUND NAME	RESULT	Q	RL	MDL
71-43-2	Benzene	ND		1.0	0.30
100-41-4	Ethylbenzene	ND		1.0	0.40
108-88-3	Toluene	ND		1.0	0.20
1330-20-7	Xylenes, Total	ND		1.0	0.40

CAS NO.	SURROGATE	%REC	Q	LIMITS
17060-07-0	1,2-Dichloroethane-d4 (Surr)	103		80-120
460-00-4	4-Bromofluorobenzene (Surr)	88		80-120
1868-53-7	Dibromofluoromethane (Surr)	102		80-120
2037-26-5	Toluene-d8 (Surr)	107		80-120

Eurofins Lancaster Laboratories Environment Testing, LLC
Target Compound Quantitation Report

Data File:	\\chromfs\Lancaster\ChromData\9137\20221230-74283.b\WD30X21.D				
Lims ID:	410-110319-A-4				
Client ID:	MW-8S-20221219				
Sample Type:	Client				
Inject. Date:	30-Dec-2022 18:37:30	ALS Bottle#:	21	Worklist Smp#:	21
Purge Vol:	5.000 mL	Dil. Factor:	1.0000		
Sample Info:	410-0074283-021				
Operator ID:	kas02648	Instrument ID:	9137		
Method:	\\chromfs\Lancaster\ChromData\9137\20221230-74283.b\MSVoa_9137.m				
Limit Group:	MSV - 8260C_D				
Last Update:	03-Jan-2023 13:52:05	Calib Date:	27-Oct-2022 17:46:30		
Integrator:	RTE	ID Type:	Deconvolution ID		
Quant Method:	Internal Standard	Quant By:	Initial Calibration		
Last ICal File:	\\chromfs\Lancaster\ChromData\9137\20221027-69757.b\WC27X16.D				
Column 1 :	Rxi-624Sil MS Capillary Column (0.25 mm)		Det: MS Quad		
Process Host:	CTX1616				

First Level Reviewer: DVW2 Date: 03-Jan-2023 13:53:11

Compound	Sig	RT (min.)	Exp RT (min.)	Dlt RT (min.)	Q	Response	OnCol Amt ug/l	Flags
* 29 t-Butyl alcohol-d10 (IS)	65	2.747	2.798	-0.051	44	963159	250.0	
$ 50 Dibromofluoromethane (Surr)	113	4.386	4.396	-0.010	94	656310	50.8	
$ 56 1,2-Dichloroethane-d4 (Surr)	102	4.723	4.736	-0.013	71	178992	51.7	
57 Benzene	78		4.797				ND	
* 61 Fluorobenzene (IS)	96	5.067	5.073	-0.006	99	2790183	50.0	
$ 79 Toluene-d8 (Surr)	98	6.732	6.739	-0.007	93	2511174	53.6	
80 Toluene	92		6.809				ND	7
* 94 Chlorobenzene-d5 (IS)	117	8.189	8.192	-0.003	85	1769282	50.0	
98 Ethylbenzene	91		8.324				ND	7
99 m-Xylene & p-Xylene	106		8.430				ND	7
100 o-Xylene	106		8.767				ND	7
$ 106 4-Bromofluorobenzene (Surr)	95	9.187	9.187	0.000	93	799623	43.8	
* 144 1,4-Dichlorobenzene-d4	152	10.063	10.063	0.000	95	983990	50.0	
S 155 Xylenes, Total	106		11.245				ND	7

QC Flag Legend

Processing Flags

7 - Failed Limit of Detection

Reagents:

MSV_Cent_ISSS_00015 Amount Added: 5.00 Units: uL Run Reagent

Report Date: 03-Jan-2023 13:55:57 Chrom Revision: 2.3 20-Dec-2022 14:14:06

Eurofins Lancaster Laboratories Environment Testing, LLC

Data File:	\\chromfs\Lancaster\ChromData\9137\20221230-74283.b\WD30X21.D				
Injection Date:	30-Dec-2022 18:37:30	Instrument ID:	9137	Operator ID:	kas02648
Lims ID:	410-110319-A-4	Lab Sample ID:	410-110319-4	Worklist Smp#:	21
Client ID:	MW-8S-20221219				
Purge Vol:	5.000 mL	Dil. Factor:	1.0000	ALS Bottle#:	21
Method:	MSVoa_9137	Limit Group:	MSV - 8260C_D		

Column: Rxi-624Sil MS Capillary Column (0.25 mm) Y Scaling: Method Defined: Scale to the Nth Largest Target: 1

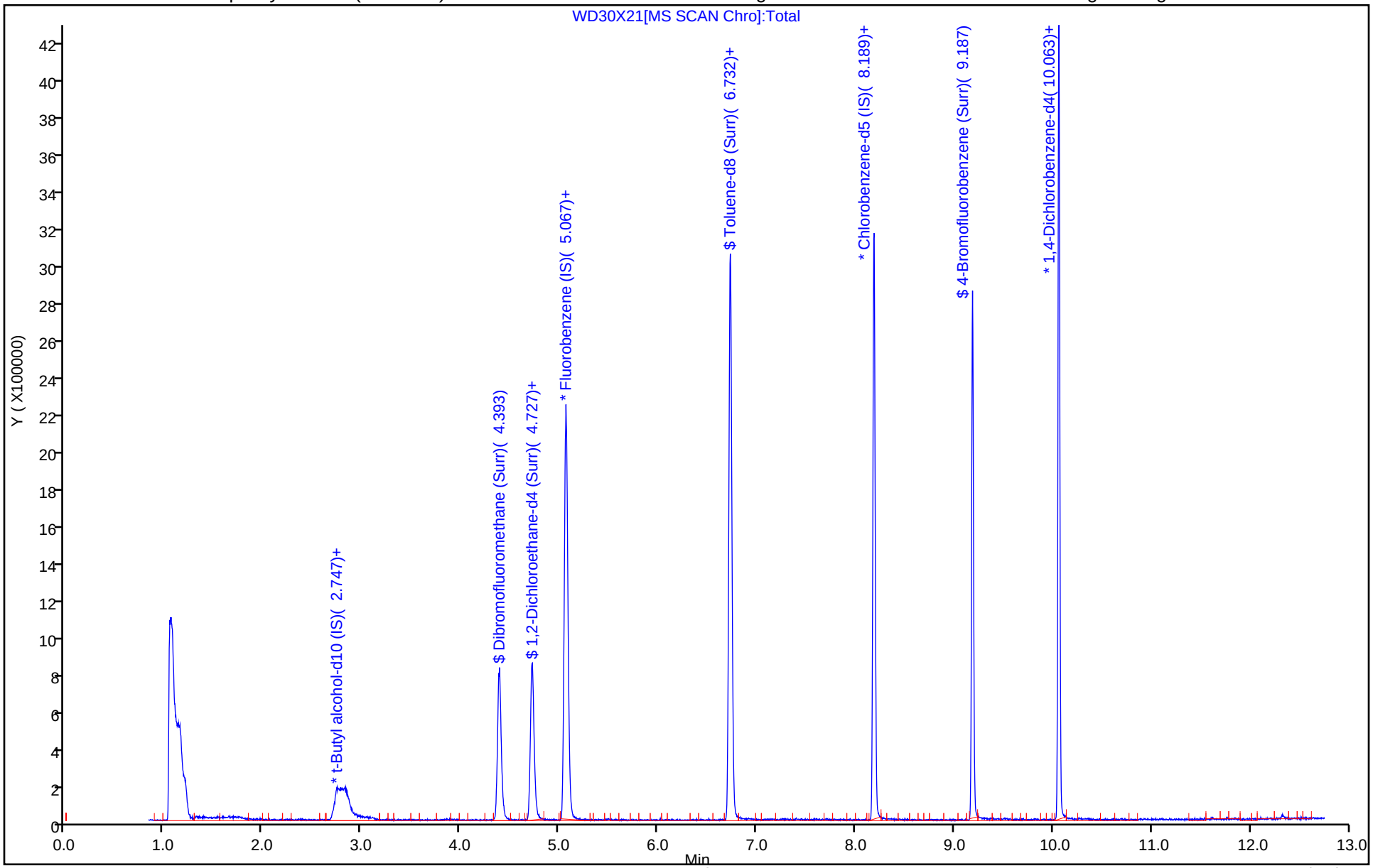

Eurofins Lancaster Laboratories Environment Testing, LLC

Recovery Report

Data File:	\\chromfs\Lancaster\ChromData\9137\20221230-74283.b\WD30X21.D				
Lims ID:	410-110319-A-4				
Client ID:	MW-8S-20221219				
Sample Type:	Client				
Inject. Date:	30-Dec-2022 18:37:30	ALS Bottle#:	21	Worklist Smp#:	21
Purge Vol:	5.000 mL	Dil. Factor:	1.0000		
Sample Info:	410-0074283-021				
Operator ID:	kas02648	Instrument ID:	9137		
Method:	\\chromfs\Lancaster\ChromData\9137\20221230-74283.b\MSVoa_9137.m				
Limit Group:	MSV - 8260C_D				
Last Update:	03-Jan-2023 13:52:05	Calib Date:	27-Oct-2022 17:46:30		
Integrator:	RTE	ID Type:	Deconvolution ID		
Quant Method:	Internal Standard	Quant By:	Initial Calibration		
Last ICal File:	\\chromfs\Lancaster\ChromData\9137\20221027-69757.b\WC27X16.D				
Column 1 :	Rxi-624Sil MS Capillary Column (0.25 mm)		Det: MS Quad		
Process Host:	CTX1616				

First Level Reviewer: DVW2 Date: 03-Jan-2023 13:53:11

Compound	Amount Added	Amount Recovered	% Rec.
$ 50 Dibromofluoromethane (Surr)	50.0	50.8	101.60
$ 56 1,2-Dichloroethane-d4 (Surr)	50.0	51.7	103.45
$ 79 Toluene-d8 (Surr)	50.0	53.6	107.21
$ 106 4-Bromofluorobenzene (Surr)	50.0	43.8	87.65

FORM I
GC/MS VOA ORGANICS ANALYSIS DATA SHEET

Lab Name: Eurofins Lancaster Laboratories Environment Testing, LLC
Job No.: 410-110319-1

SDG No.:

Client Sample ID: MW-7S-20221220
Lab Sample ID: 410-110319-5

Matrix: Groundwater
Lab File ID: WD30X22.D

Analysis Method: 8260D
Date Collected: 12/20/2022 09:00

Sample wt/vol: 5(mL)
Date Analyzed: 12/30/2022 18:56

Soil Aliquot Vol:
Dilution Factor: 1

Soil Extract Vol.:
GC Column: R-624SilMS 30m ID: 0.25(mm)

Purge Volume: 5.0(mL)
Heated Purge: (Y/N) N pH:

% Moisture: % Solids:
Level: (low/med) Low

Analysis Batch No.: 331544
Units: ug/L

CAS NO.	COMPOUND NAME	RESULT	Q	RL	MDL
71-43-2	Benzene	ND		1.0	0.30
100-41-4	Ethylbenzene	ND		1.0	0.40
108-88-3	Toluene	ND		1.0	0.20
1330-20-7	Xylenes, Total	ND		1.0	0.40

CAS NO.	SURROGATE	%REC	Q	LIMITS
17060-07-0	1,2-Dichloroethane-d4 (Surr)	106		80-120
460-00-4	4-Bromofluorobenzene (Surr)	87		80-120
1868-53-7	Dibromofluoromethane (Surr)	102		80-120
2037-26-5	Toluene-d8 (Surr)	105		80-120

Eurofins Lancaster Laboratories Environment Testing, LLC
Target Compound Quantitation Report

Data File:	\\chromfs\Lancaster\ChromData\9137\20221230-74283.b\WD30X22.D				
Lims ID:	410-110319-A-5				
Client ID:	MW-7S-20221220				
Sample Type:	Client				
Inject. Date:	30-Dec-2022 18:56:30	ALS Bottle#:	22	Worklist Smp#:	22
Purge Vol:	5.000 mL	Dil. Factor:	1.0000		
Sample Info:	410-0074283-022				
Operator ID:	kas02648	Instrument ID:	9137		
Method:	\\chromfs\Lancaster\ChromData\9137\20221230-74283.b\MSVoa_9137.m				
Limit Group:	MSV - 8260C_D				
Last Update:	03-Jan-2023 13:52:05	Calib Date:	27-Oct-2022 17:46:30		
Integrator:	RTE	ID Type:	Deconvolution ID		
Quant Method:	Internal Standard	Quant By:	Initial Calibration		
Last ICal File:	\\chromfs\Lancaster\ChromData\9137\20221027-69757.b\WC27X16.D				
Column 1 :	Rxi-624Sil MS Capillary Column (0.25 mm)		Det: MS Quad		
Process Host:	CTX1616				

First Level Reviewer: DVW2 Date: 03-Jan-2023 13:53:20

Compound	Sig	RT (min.)	Exp RT (min.)	Dlt RT (min.)	Q	Response	OnCol Amt ug/l	Flags
* 29 t-Butyl alcohol-d10 (IS)	65	2.827	2.798	0.029	1	506358	250.0	
$ 50 Dibromofluoromethane (Surr)	113	4.399	4.396	0.003	93	325881	51.2	
$ 56 1,2-Dichloroethane-d4 (Surr)	102	4.727	4.736	-0.009	70	90198	53.0	
57 Benzene	78	4.800	4.797	0.003	35	5504	0.1636	
* 61 Fluorobenzene (IS)	96	5.076	5.073	0.003	99	1373236	50.0	
$ 79 Toluene-d8 (Surr)	98	6.735	6.739	-0.004	92	1209413	52.7	
80 Toluene	92		6.809				ND	7
* 94 Chlorobenzene-d5 (IS)	117	8.192	8.192	0.000	85	865981	50.0	
98 Ethylbenzene	91		8.324				ND	
99 m-Xylene & p-Xylene	106		8.430				ND	7
100 o-Xylene	106		8.767				ND	
$ 106 4-Bromofluorobenzene (Surr)	95	9.190	9.187	0.003	94	386699	43.3	
* 144 1,4-Dichlorobenzene-d4	152	10.063	10.063	0.000	94	487845	50.0	
S 155 Xylenes, Total	106		11.245				ND	7

QC Flag Legend

Processing Flags

7 - Failed Limit of Detection

Reagents:

MSV_Cent_ISSS_00015 Amount Added: 5.00 Units: uL Run Reagent

Report Date: 03-Jan-2023 13:56:00 Chrom Revision: 2.3 20-Dec-2022 14:14:06

Eurofins Lancaster Laboratories Environment Testing, LLC

Data File:	\\chromfs\Lancaster\ChromData\9137\20221230-74283.b\WD30X22.D				
Injection Date:	30-Dec-2022 18:56:30	Instrument ID:	9137	Operator ID:	kas02648
Lims ID:	410-110319-A-5	Lab Sample ID:	410-110319-5	Worklist Smp#:	22
Client ID:	MW-7S-20221220				
Purge Vol:	5.000 mL	Dil. Factor:	1.0000	ALS Bottle#:	22
Method:	MSVoa_9137	Limit Group:	MSV - 8260C_D		

Column: Rxi-624Sil MS Capillary Column (0.25 mm) Y Scaling: Method Defined: Scale to the Nth Largest Target: 1

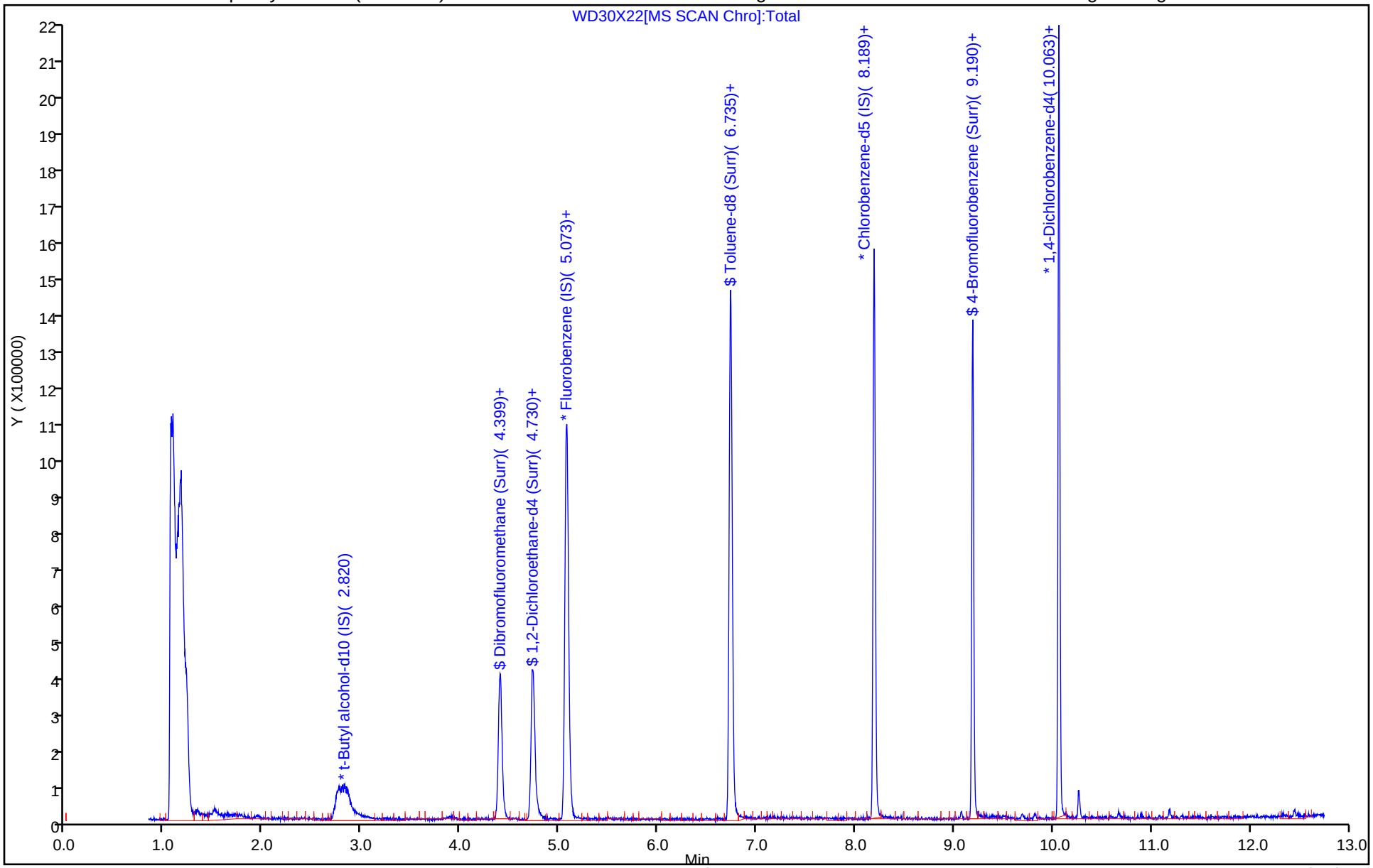

Eurofins Lancaster Laboratories Environment Testing, LLC

Recovery Report

Data File:	\\chromfs\Lancaster\ChromData\9137\20221230-74283.b\WD30X22.D				
Lims ID:	410-110319-A-5				
Client ID:	MW-7S-20221220				
Sample Type:	Client				
Inject. Date:	30-Dec-2022 18:56:30	ALS Bottle#:	22	Worklist Smp#:	22
Purge Vol:	5.000 mL	Dil. Factor:	1.0000		
Sample Info:	410-0074283-022				
Operator ID:	kas02648	Instrument ID:	9137		
Method:	\\chromfs\Lancaster\ChromData\9137\20221230-74283.b\MSVoa_9137.m				
Limit Group:	MSV - 8260C_D				
Last Update:	03-Jan-2023 13:52:05	Calib Date:	27-Oct-2022 17:46:30		
Integrator:	RTE	ID Type:	Deconvolution ID		
Quant Method:	Internal Standard	Quant By:	Initial Calibration		
Last ICal File:	\\chromfs\Lancaster\ChromData\9137\20221027-69757.b\WC27X16.D				
Column 1 :	Rxi-624Sil MS Capillary Column (0.25 mm)		Det: MS Quad		
Process Host:	CTX1616				

First Level Reviewer: DVW2 Date: 03-Jan-2023 13:53:20

Compound	Amount Added	Amount Recovered	% Rec.
$ 50 Dibromofluoromethane (Surr)	50.0	51.2	102.50
$ 56 1,2-Dichloroethane-d4 (Surr)	50.0	53.0	105.92
$ 79 Toluene-d8 (Surr)	50.0	52.7	105.49
$ 106 4-Bromofluorobenzene (Surr)	50.0	43.3	86.60

FORM I
GC/MS VOA ORGANICS ANALYSIS DATA SHEET

Lab Name: Eurofins Lancaster Laboratories Environment Testing, LLC
Job No.: 410-110319-1

SDG No.:

Client Sample ID: MW-14S-20221220
Lab Sample ID: 410-110319-6

Matrix: Groundwater
Lab File ID: WD30X23.D

Analysis Method: 8260D
Date Collected: 12/20/2022 09:47

Sample wt/vol: 5(mL)
Date Analyzed: 12/30/2022 19:16

Soil Aliquot Vol:
Dilution Factor: 1

Soil Extract Vol.:
GC Column: R-624SilMS 30m ID: 0.25(mm)

Purge Volume: 5.0(mL)
Heated Purge: (Y/N) N pH:

% Moisture: % Solids:
Level: (low/med) Low

Analysis Batch No.: 331544
Units: ug/L

CAS NO.	COMPOUND NAME	RESULT	Q	RL	MDL
71-43-2	Benzene	ND		1.0	0.30
100-41-4	Ethylbenzene	ND		1.0	0.40
108-88-3	Toluene	ND		1.0	0.20
1330-20-7	Xylenes, Total	ND		1.0	0.40

CAS NO.	SURROGATE	%REC	Q	LIMITS
17060-07-0	1,2-Dichloroethane-d4 (Surr)	102		80-120
460-00-4	4-Bromofluorobenzene (Surr)	88		80-120
1868-53-7	Dibromofluoromethane (Surr)	98		80-120
2037-26-5	Toluene-d8 (Surr)	107		80-120

Eurofins Lancaster Laboratories Environment Testing, LLC
Target Compound Quantitation Report

Data File:	\\chromfs\Lancaster\ChromData\9137\20221230-74283.b\WD30X23.D				
Lims ID:	410-110319-A-6				
Client ID:	MW-14S-20221220				
Sample Type:	Client				
Inject. Date:	30-Dec-2022 19:16:30	ALS Bottle#:	23	Worklist Smp#:	23
Purge Vol:	5.000 mL	Dil. Factor:	1.0000		
Sample Info:	410-0074283-023				
Operator ID:	kas02648	Instrument ID:	9137		
Method:	\\chromfs\Lancaster\ChromData\9137\20221230-74283.b\MSVoa_9137.m				
Limit Group:	MSV - 8260C_D				
Last Update:	03-Jan-2023 13:52:05	Calib Date:	27-Oct-2022 17:46:30		
Integrator:	RTE	ID Type:	Deconvolution ID		
Quant Method:	Internal Standard	Quant By:	Initial Calibration		
Last ICal File:	\\chromfs\Lancaster\ChromData\9137\20221027-69757.b\WC27X16.D				
Column 1 :	Rxi-624Sil MS Capillary Column (0.25 mm)		Det: MS Quad		
Process Host:	CTX1616				

First Level Reviewer: DVW2 Date: 03-Jan-2023 13:53:31

Compound	Sig	RT (min.)	Exp RT (min.)	Dlt RT (min.)	Q	Response	OnCol Amt ug/l	Flags
* 29 t-Butyl alcohol-d10 (IS)	65	2.808	2.798	0.010	1	477315	250.0	
$ 50 Dibromofluoromethane (Surr)	113	4.399	4.396	0.003	93	310366	49.2	
$ 56 1,2-Dichloroethane-d4 (Surr)	102	4.723	4.736	-0.013	70	86545	51.2	
57 Benzene	78		4.797				ND	
* 61 Fluorobenzene (IS)	96	5.073	5.073	0.000	99	1361884	50.0	
$ 79 Toluene-d8 (Surr)	98	6.732	6.739	-0.007	93	1206419	53.4	
80 Toluene	92		6.809				ND	7
* 94 Chlorobenzene-d5 (IS)	117	8.189	8.192	-0.003	85	853084	50.0	
98 Ethylbenzene	91		8.324				ND	7
99 m-Xylene & p-Xylene	106		8.430				ND	7
100 o-Xylene	106		8.767				ND	7
$ 106 4-Bromofluorobenzene (Surr)	95	9.187	9.187	0.000	92	386459	43.9	
* 144 1,4-Dichlorobenzene-d4	152	10.063	10.063	0.000	95	473609	50.0	
S 155 Xylenes, Total	106		11.245				ND	7

QC Flag Legend

Processing Flags

7 - Failed Limit of Detection

Reagents:

MSV_Cent_ISSS_00015 Amount Added: 5.00 Units: uL Run Reagent

Report Date: 03-Jan-2023 13:56:57 Chrom Revision: 2.3 20-Dec-2022 14:14:06

Eurofins Lancaster Laboratories Environment Testing, LLC

Data File:	\\chromfs\Lancaster\ChromData\9137\20221230-74283.b\WD30X23.D				
Injection Date:	30-Dec-2022 19:16:30	Instrument ID:	9137	Operator ID:	kas02648
Lims ID:	410-110319-A-6	Lab Sample ID:	410-110319-6	Worklist Smp#:	23
Client ID:	MW-14S-20221220				
Purge Vol:	5.000 mL	Dil. Factor:	1.0000	ALS Bottle#:	23
Method:	MSVoa_9137	Limit Group:	MSV - 8260C_D		

Column: Rxi-624Sil MS Capillary Column (0.25 mm) Y Scaling: Method Defined: Scale to the Nth Largest Target: 1

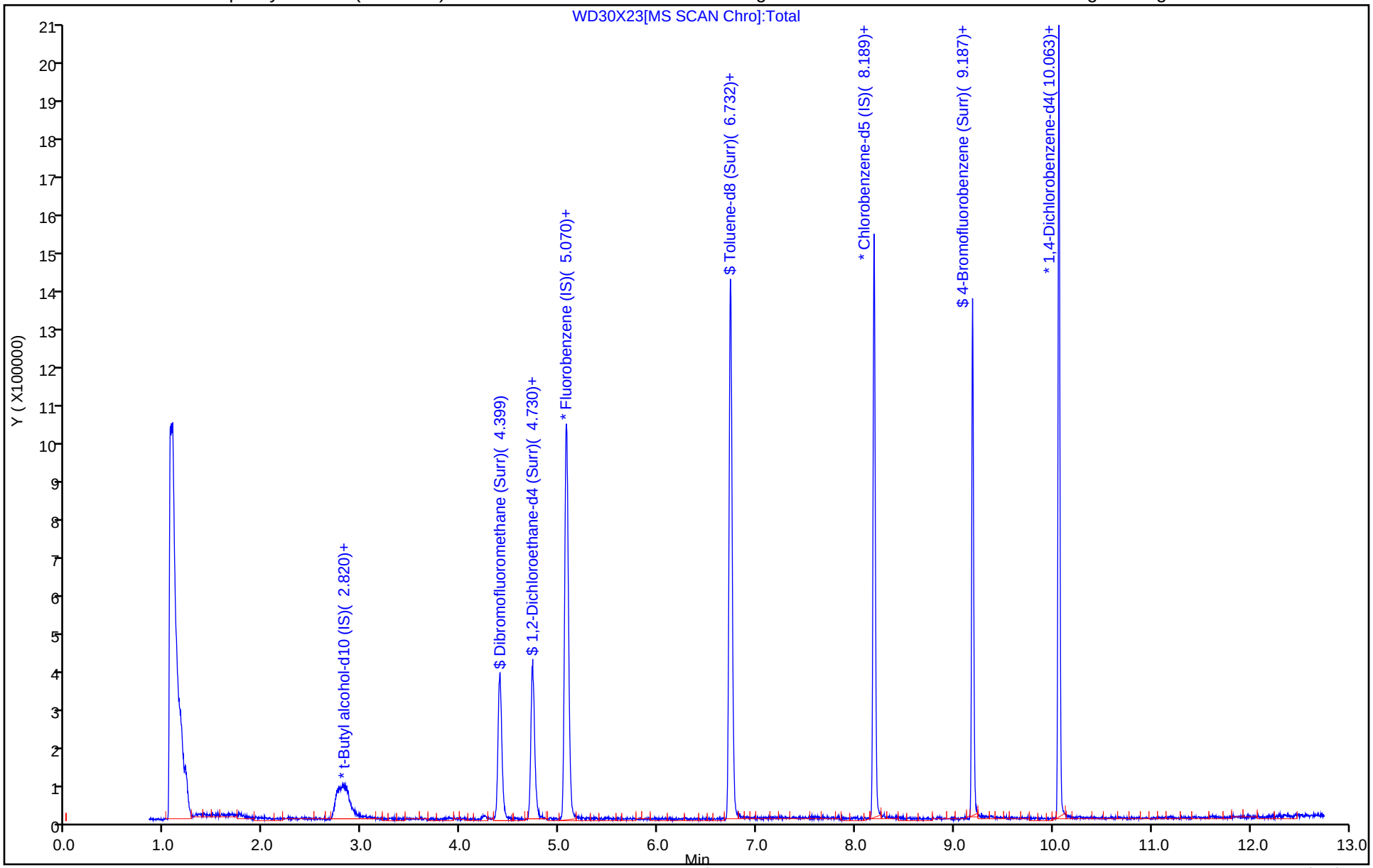

Eurofins Lancaster Laboratories Environment Testing, LLC

Recovery Report

Data File:	\\chromfs\Lancaster\ChromData\9137\20221230-74283.b\WD30X23.D				
Lims ID:	410-110319-A-6				
Client ID:	MW-14S-20221220				
Sample Type:	Client				
Inject. Date:	30-Dec-2022 19:16:30	ALS Bottle#:	23	Worklist Smp#:	23
Purge Vol:	5.000 mL	Dil. Factor:	1.0000		
Sample Info:	410-0074283-023				
Operator ID:	kas02648	Instrument ID:	9137		
Method:	\\chromfs\Lancaster\ChromData\9137\20221230-74283.b\MSVoa_9137.m				
Limit Group:	MSV - 8260C_D				
Last Update:	03-Jan-2023 13:52:05	Calib Date:	27-Oct-2022 17:46:30		
Integrator:	RTE	ID Type:	Deconvolution ID		
Quant Method:	Internal Standard	Quant By:	Initial Calibration		
Last ICal File:	\\chromfs\Lancaster\ChromData\9137\20221027-69757.b\WC27X16.D				
Column 1 :	Rxi-624Sil MS Capillary Column (0.25 mm)		Det: MS Quad		
Process Host:	CTX1616				

First Level Reviewer: DVW2 Date: 03-Jan-2023 13:53:31

Compound	Amount Added	Amount Recovered	% Rec.
$ 50 Dibromofluoromethane (Surr)	50.0	49.2	98.43
$ 56 1,2-Dichloroethane-d4 (Surr)	50.0	51.2	102.47
$ 79 Toluene-d8 (Surr)	50.0	53.4	106.82
$ 106 4-Bromofluorobenzene (Surr)	50.0	43.9	87.85

FORM I
GC/MS VOA ORGANICS ANALYSIS DATA SHEET

Lab Name: Eurofins Lancaster Laboratories Environment Testing, LLC
Job No.: 410-110319-1

SDG No.:

Client Sample ID: MW-12S-20221220
Lab Sample ID: 410-110319-7

Matrix: Groundwater
Lab File ID: WD30X24.D

Analysis Method: 8260D
Date Collected: 12/20/2022 10:48

Sample wt/vol: 5(mL)
Date Analyzed: 12/30/2022 19:36

Soil Aliquot Vol:
Dilution Factor: 1

Soil Extract Vol.:
GC Column: R-624SilMS 30m ID: 0.25(mm)

Purge Volume: 5.0(mL)
Heated Purge: (Y/N) N pH:

% Moisture: % Solids:
Level: (low/med) Low

Analysis Batch No.: 331544
Units: ug/L

CAS NO.	COMPOUND NAME	RESULT	Q	RL	MDL
71-43-2	Benzene	ND	cn	1.0	0.30
100-41-4	Ethylbenzene	ND	cn	1.0	0.40
108-88-3	Toluene	ND	cn	1.0	0.20
1330-20-7	Xylenes, Total	ND	cn	1.0	0.40

CAS NO.	SURROGATE	%REC	Q	LIMITS
17060-07-0	1,2-Dichloroethane-d4 (Surr)	103	cn	80-120
460-00-4	4-Bromofluorobenzene (Surr)	88	cn	80-120
1868-53-7	Dibromofluoromethane (Surr)	98	cn	80-120
2037-26-5	Toluene-d8 (Surr)	108	cn	80-120

Eurofins Lancaster Laboratories Environment Testing, LLC
Target Compound Quantitation Report

Data File: \\chromfs\Lancaster\ChromData\9137\20221230-74283.b\WD30X24.D
Lims ID: 410-110319-A-7
Client ID: MW-12S-20221220
Sample Type: Client
Inject. Date: 30-Dec-2022 19:36:30 ALS Bottle#: 24 Worklist Smp#: 24
Purge Vol: 5.000 mL Dil. Factor: 1.0000
Sample Info: 410-0074283-024
Operator ID: kas02648 Instrument ID: 9137

Method: \\chromfs\Lancaster\ChromData\9137\20221230-74283.b\MSVoa_9137.m
Limit Group: MSV - 8260C_D
Last Update: 03-Jan-2023 13:52:05 Calib Date: 27-Oct-2022 17:46:30
Integrator: RTE ID Type: Deconvolution ID
Quant Method: Internal Standard Quant By: Initial Calibration
Last ICal File: \\chromfs\Lancaster\ChromData\9137\20221027-69757.b\WC27X16.D

Column 1 : Rxi-624Sil MS Capillary Column (0.25 mm) Det: MS Quad
Process Host: CTX1616

First Level Reviewer: DVW2 Date: 03-Jan-2023 13:53:40

Compound	Sig	RT (min.)	Exp RT (min.)	Dlt RT (min.)	Q	Response	OnCol Amt ug/l	Flags
* 29 t-Butyl alcohol-d10 (IS)	65	2.811	2.798	0.013	5	556838	250.0	
$ 50 Dibromofluoromethane (Surr)	113	4.399	4.396	0.003	94	312547	48.9	
$ 56 1,2-Dichloroethane-d4 (Surr)	102	4.736	4.736	0.000	70	87926	51.4	
57 Benzene	78		4.797				ND	7
* 61 Fluorobenzene (IS)	96	5.067	5.073	-0.006	99	1379399	50.0	
$ 79 Toluene-d8 (Surr)	98	6.735	6.739	-0.004	93	1241056	53.8	
80 Toluene	92		6.809				ND	
* 94 Chlorobenzene-d5 (IS)	117	8.189	8.192	-0.003	85	871458	50.0	
98 Ethylbenzene	91		8.324				ND	
99 m-Xylene & p-Xylene	106		8.430				ND	7
100 o-Xylene	106		8.767				ND	
$ 106 4-Bromofluorobenzene (Surr)	95	9.187	9.187	0.000	92	394828	43.9	
* 144 1,4-Dichlorobenzene-d4	152	10.063	10.063	0.000	95	480325	50.0	
S 155 Xylenes, Total	106		11.245				ND	7

QC Flag Legend

Processing Flags

7 - Failed Limit of Detection

Reagents:

MSV_Cent_ISSS_00015 Amount Added: 5.00 Units: uL Run Reagent

Report Date: 03-Jan-2023 13:56:59 Chrom Revision: 2.3 20-Dec-2022 14:14:06

Eurofins Lancaster Laboratories Environment Testing, LLC

Data File:	\\chromfs\Lancaster\ChromData\9137\20221230-74283.b\WD30X24.D				
Injection Date:	30-Dec-2022 19:36:30	Instrument ID:	9137	Operator ID:	kas02648
Lims ID:	410-110319-A-7	Lab Sample ID:	410-110319-7	Worklist Smp#:	24
Client ID:	MW-12S-20221220				
Purge Vol:	5.000 mL	Dil. Factor:	1.0000	ALS Bottle#:	24
Method:	MSVoa_9137	Limit Group:	MSV - 8260C_D		

Column: Rxi-624Sil MS Capillary Column (0.25 mm) Y Scaling: Method Defined: Scale to the Nth Largest Target: 1

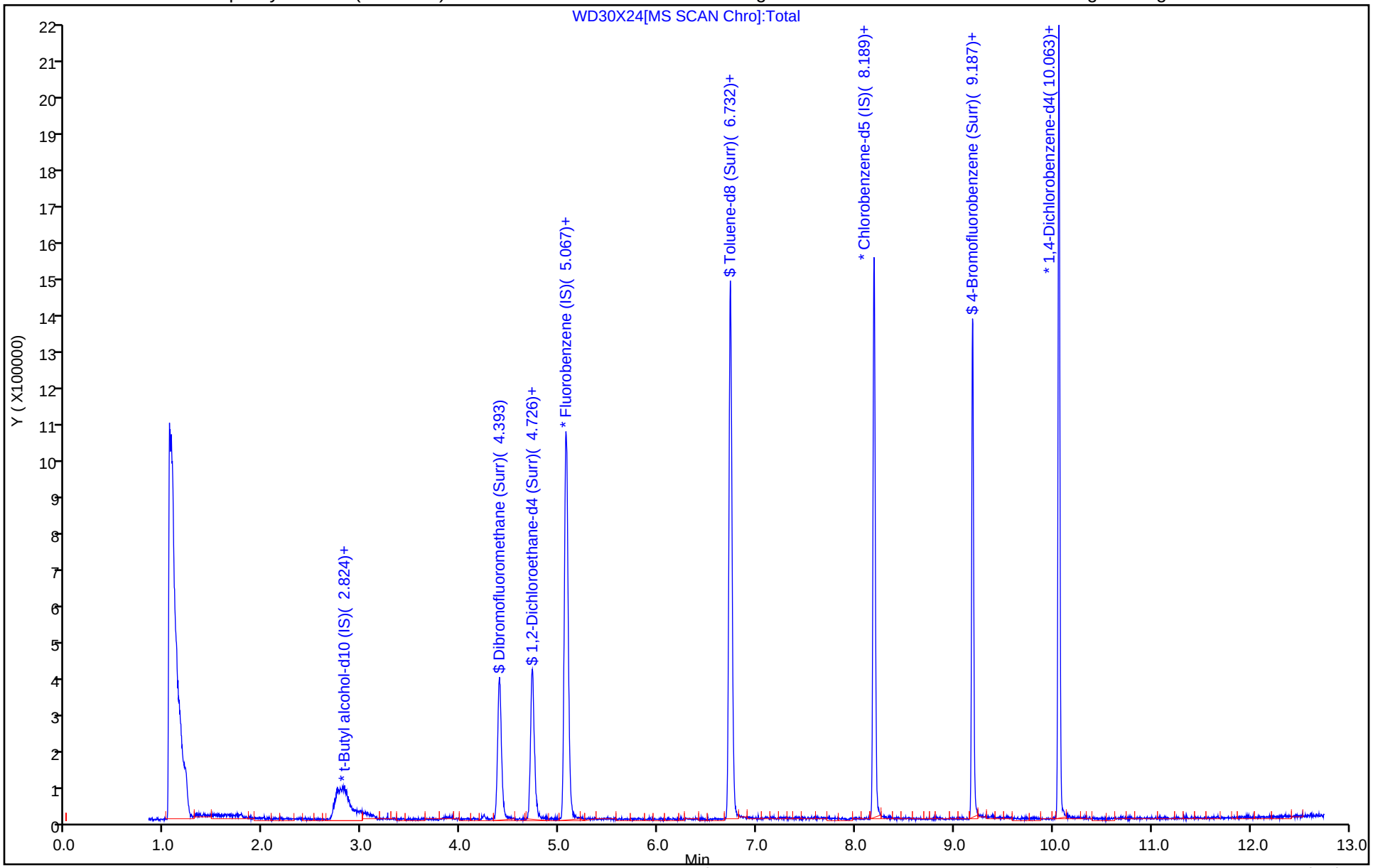

Eurofins Lancaster Laboratories Environment Testing, LLC

Recovery Report

Data File:	\\chromfs\Lancaster\ChromData\9137\20221230-74283.b\WD30X24.D				
Lims ID:	410-110319-A-7				
Client ID:	MW-12S-20221220				
Sample Type:	Client				
Inject. Date:	30-Dec-2022 19:36:30	ALS Bottle#:	24	Worklist Smp#:	24
Purge Vol:	5.000 mL	Dil. Factor:	1.0000		
Sample Info:	410-0074283-024				
Operator ID:	kas02648	Instrument ID:	9137		
Method:	\\chromfs\Lancaster\ChromData\9137\20221230-74283.b\MSVoa_9137.m				
Limit Group:	MSV - 8260C_D				
Last Update:	03-Jan-2023 13:52:05	Calib Date:	27-Oct-2022 17:46:30		
Integrator:	RTE	ID Type:	Deconvolution ID		
Quant Method:	Internal Standard	Quant By:	Initial Calibration		
Last ICal File:	\\chromfs\Lancaster\ChromData\9137\20221027-69757.b\WC27X16.D				
Column 1 :	Rxi-624Sil MS Capillary Column (0.25 mm)		Det: MS Quad		
Process Host:	CTX1616				

First Level Reviewer: DVW2 Date: 03-Jan-2023 13:53:40

Compound	Amount Added	Amount Recovered	% Rec.
$ 50 Dibromofluoromethane (Surr)	50.0	48.9	97.87
$ 56 1,2-Dichloroethane-d4 (Surr)	50.0	51.4	102.79
$ 79 Toluene-d8 (Surr)	50.0	53.8	107.57
$ 106 4-Bromofluorobenzene (Surr)	50.0	43.9	87.86

FORM I
GC/MS VOA ORGANICS ANALYSIS DATA SHEET

Lab Name: Eurofins Lancaster Laboratories Environment Testing, LLC
Job No.: 410-110319-1

SDG No.:

Client Sample ID: MW-12D-20221220
Lab Sample ID: 410-110319-8

Matrix: Groundwater
Lab File ID: FD30X23.D

Analysis Method: 8260D
Date Collected: 12/20/2022 11:25

Sample wt/vol: 5(mL)
Date Analyzed: 12/30/2022 20:37

Soil Aliquot Vol:
Dilution Factor: 1

Soil Extract Vol.:
GC Column: R-624SilMS 30m ID: 0.25(mm)

Purge Volume: 5.0(mL)
Heated Purge: (Y/N) N pH:

% Moisture: % Solids:
Level: (low/med) Low

Analysis Batch No.: 331543
Units: ug/L

CAS NO.	COMPOUND NAME	RESULT	Q	RL	MDL
71-43-2	Benzene	ND		1.0	0.30
100-41-4	Ethylbenzene	ND		1.0	0.40
108-88-3	Toluene	ND		1.0	0.20
1330-20-7	Xylenes, Total	ND		1.0	0.40

CAS NO.	SURROGATE	%REC	Q	LIMITS
17060-07-0	1,2-Dichloroethane-d4 (Surr)	111		80-120
460-00-4	4-Bromofluorobenzene (Surr)	91		80-120
1868-53-7	Dibromofluoromethane (Surr)	115		80-120
2037-26-5	Toluene-d8 (Surr)	94		80-120

Eurofins Lancaster Laboratories Environment Testing, LLC
Target Compound Quantitation Report

Data File:	\\chromfs\Lancaster\ChromData\15830\20221230-74282.b\FD30X23.D				
Lims ID:	410-110319-A-8				
Client ID:	MW-12D-20221220				
Sample Type:	Client				
Inject. Date:	30-Dec-2022 20:37:08	ALS Bottle#:	0	Worklist Smp#:	23
Purge Vol:	5.000 mL	Dil. Factor:	1.0000		
Sample Info:					
Misc. Info.:	410-0074282-023				
Operator ID:	kas02648	Instrument ID:	15830		

Method:	\\chromfs\Lancaster\ChromData\15830\20221230-74282.b\MSVoa_15830_PT1.m		
Limit Group:	MSV - 8260C_D		
Last Update:	03-Jan-2023 17:42:28	Calib Date:	28-Sep-2022 19:40:09
Integrator:	RTE	ID Type:	Deconvolution ID
Quant Method:	Internal Standard	Quant By:	Initial Calibration
Last ICal File:	\\chromfs\Lancaster\ChromData\15830\20220928-67446.b\FS28X15.D		

Column 1 :	Rxi-624Sil MS Capillary Column (0.25 mm)	Det: MS Quad
Process Host:	CTX1622	

First Level Reviewer: USEJ Date: 03-Jan-2023 17:40:58

Compound	Sig	RT (min.)	Exp RT (min.)	Dlt RT (min.)	Q	Response	OnCol Amt ug/l	Flags
* 18 t-Butyl alcohol-d10 (IS)	65	2.387	2.404	-0.017	98	441807	250.0	
$ 38 Dibromofluoromethane (Surr)	113	3.773	3.780	-0.007	93	247080	57.4	
$ 43 1,2-Dichloroethane-d4 (Surr)	102	4.037	4.047	-0.010	97	67291	55.6	
44 Benzene	78		4.059				ND	7
* 47 Fluorobenzene (IS)	96	4.304	4.310	-0.006	98	1029880	50.0	
$ 62 Toluene-d8 (Surr)	98	5.622	5.625	-0.003	94	955662	47.2	
63 Toluene	92		5.680				ND	7
* 73 Chlorobenzene-d5 (IS)	117	6.641	6.644	-0.003	87	728963	50.0	
77 Ethylbenzene	91		6.731				ND	7
78 m-Xylene & p-Xylene	106		6.815				ND	
79 o-Xylene	106		7.046				ND	
$ 83 4-Bromofluorobenzene (Surr)	95	7.361	7.365	-0.004	87	360925	45.3	
* 97 1,4-Dichlorobenzene-d4	152	8.005	8.005	0.000	96	389489	50.0	
S 135 Xylenes, Total	106		11.245				ND	7

QC Flag Legend

Processing Flags

7 - Failed Limit of Detection

Reagents:

MSV_HP28_ISSS_00005 Amount Added: 5.92 Units: uL Run Reagent

Report Date: 03-Jan-2023 17:44:02 Chrom Revision: 2.3 20-Dec-2022 14:14:06

Eurofins Lancaster Laboratories Environment Testing, LLC

Data File:	\\chromfs\Lancaster\ChromData\15830\20221230-74282.b\FD30X23.D				
Injection Date:	30-Dec-2022 20:37:08	Instrument ID:	15830	Operator ID:	kas02648
Lims ID:	410-110319-A-8	Lab Sample ID:	410-110319-8	Worklist Smp#:	23
Client ID:	MW-12D-20221220				
Purge Vol:	5.000 mL	Dil. Factor:	1.0000	ALS Bottle#:	0
Method:	MSVoa_15830_PT1	Limit Group:	MSV - 8260C_D		

Column: Rxi-624Sil MS Capillary Column (0.25 mm) Y Scaling: Method Defined: Scale to the Nth Largest Peak: 1

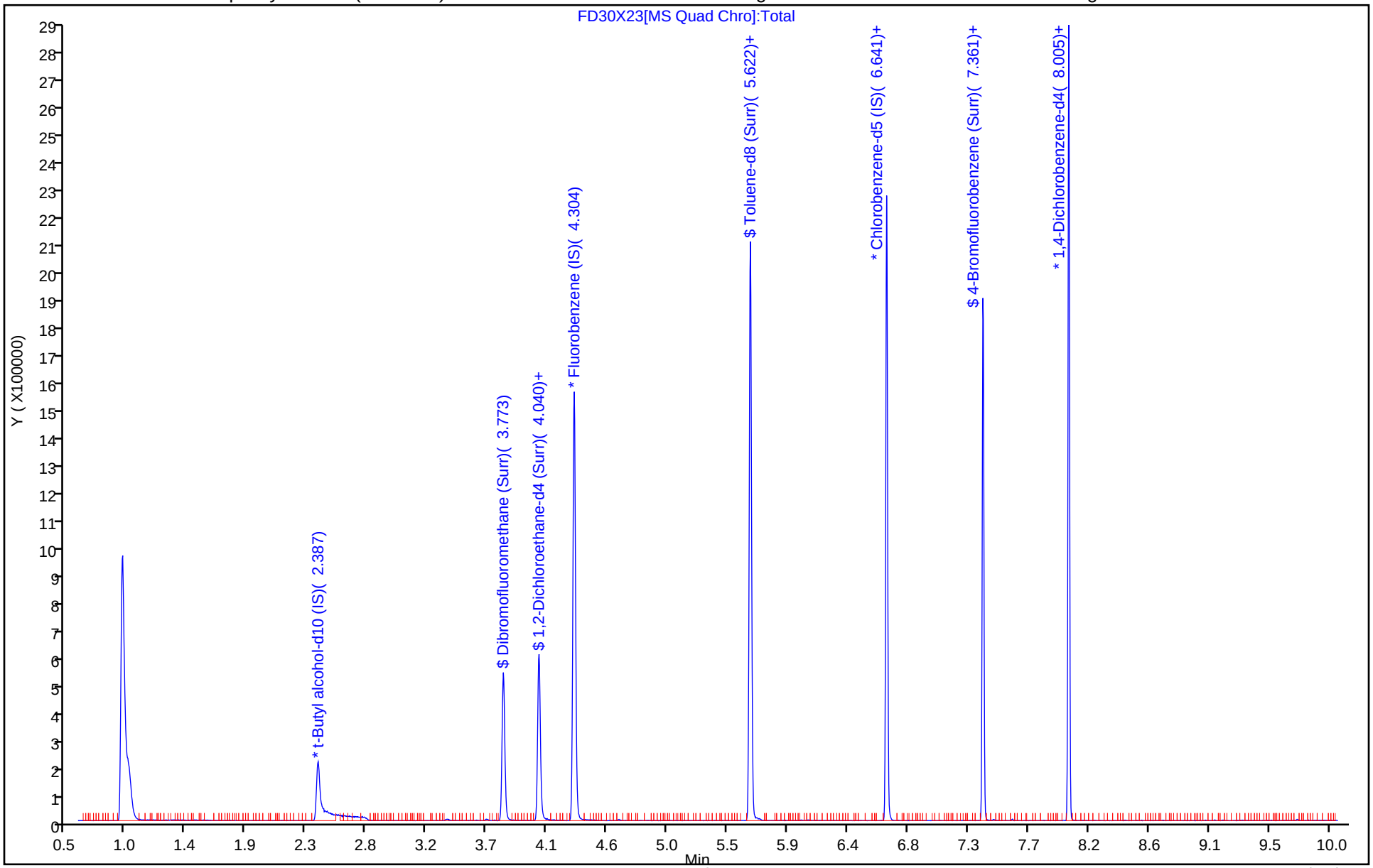

Eurofins Lancaster Laboratories Environment Testing, LLC

Recovery Report

Data File:	\\chromfs\Lancaster\ChromData\15830\20221230-74282.b\FD30X23.D				
Lims ID:	410-110319-A-8				
Client ID:	MW-12D-20221220				
Sample Type:	Client				
Inject. Date:	30-Dec-2022 20:37:08	ALS Bottle#:	0	Worklist Smp#:	23
Purge Vol:	5.000 mL	Dil. Factor:	1.0000		
Sample Info:					
Misc. Info.:	410-0074282-023				
Operator ID:	kas02648	Instrument ID:	15830		

Method:	\\chromfs\Lancaster\ChromData\15830\20221230-74282.b\MSVoa_15830_PT1.m		
Limit Group:	MSV - 8260C_D		
Last Update:	03-Jan-2023 17:42:28	Calib Date:	28-Sep-2022 19:40:09
Integrator:	RTE	ID Type:	Deconvolution ID
Quant Method:	Internal Standard	Quant By:	Initial Calibration
Last ICal File:	\\chromfs\Lancaster\ChromData\15830\20220928-67446.b\FS28X15.D		

Column 1 :	Rxi-624Sil MS Capillary Column (0.25 mm)	Det: MS Quad
Process Host:	CTX1622	

First Level Reviewer: USEJ Date: 03-Jan-2023 17:40:58

Compound	Amount Added	Amount Recovered	% Rec.
$ 38 Dibromofluoromethane (Surr)	50.0	57.4	114.86
$ 43 1,2-Dichloroethane-d4 (Surr)	50.0	55.6	111.16
$ 62 Toluene-d8 (Surr)	50.0	47.2	94.33
$ 83 4-Bromofluorobenzene (Surr)	50.0	45.3	90.67

FORM I
GC/MS VOA ORGANICS ANALYSIS DATA SHEET

Lab Name: Eurofins Lancaster Laboratories Environment Testing, LLC
Job No.: 410-110319-1

SDG No.:

Client Sample ID: MW-11S-20221220
Lab Sample ID: 410-110319-9

Matrix: Groundwater
Lab File ID: FD30X24.D

Analysis Method: 8260D
Date Collected: 12/20/2022 12:12

Sample wt/vol: 5(mL)
Date Analyzed: 12/30/2022 21:03

Soil Aliquot Vol:
Dilution Factor: 1

Soil Extract Vol.:
GC Column: R-624SilMS 30m ID: 0.25(mm)

Purge Volume: 5.0(mL)
Heated Purge: (Y/N) N pH:

% Moisture: % Solids:
Level: (low/med) Low

Analysis Batch No.: 331543
Units: ug/L

CAS NO.	COMPOUND NAME	RESULT	Q	RL	MDL
71-43-2	Benzene	1.2		1.0	0.30
100-41-4	Ethylbenzene	ND		1.0	0.40
108-88-3	Toluene	ND		1.0	0.20
1330-20-7	Xylenes, Total	0.92	J	1.0	0.40

CAS NO.	SURROGATE	%REC	Q	LIMITS
17060-07-0	1,2-Dichloroethane-d4 (Surr)	105		80-120
460-00-4	4-Bromofluorobenzene (Surr)	93		80-120
1868-53-7	Dibromofluoromethane (Surr)	110		80-120
2037-26-5	Toluene-d8 (Surr)	97		80-120

Eurofins Lancaster Laboratories Environment Testing, LLC
Target Compound Quantitation Report

Data File:	\\chromfs\Lancaster\ChromData\15830\20221230-74282.b\FD30X24.D				
Lims ID:	410-110319-A-9				
Client ID:	MW-11S-20221220				
Sample Type:	Client				
Inject. Date:	30-Dec-2022 21:03:01	ALS Bottle#:	0	Worklist Smp#:	24
Purge Vol:	5.000 mL	Dil. Factor:	1.0000		
Sample Info:					
Misc. Info.:	410-0074282-024				
Operator ID:	kas02648	Instrument ID:	15830		
Method:	\\chromfs\Lancaster\ChromData\15830\20221230-74282.b\MSVoa_15830_PT1.m				
Limit Group:	MSV - 8260C_D				
Last Update:	03-Jan-2023 17:42:28	Calib Date:	28-Sep-2022 19:40:09		
Integrator:	RTE	ID Type:	Deconvolution ID		
Quant Method:	Internal Standard	Quant By:	Initial Calibration		
Last ICal File:	\\chromfs\Lancaster\ChromData\15830\20220928-67446.b\FS28X15.D				
Column 1 :	Rxi-624Sil MS Capillary Column (0.25 mm)		Det: MS Quad		
Process Host:	CTX1622				

First Level Reviewer: USEJ Date: 03-Jan-2023 17:41:11

Compound	Sig	RT (min.)	Exp RT (min.)	Dlt RT (min.)	Q	Response	OnCol Amt ug/l	Flags
* 18 t-Butyl alcohol-d10 (IS)	65	2.400	2.404	-0.004	98	540978	250.0	
$ 38 Dibromofluoromethane (Surr)	113	3.776	3.780	-0.004	93	248731	54.8	
$ 43 1,2-Dichloroethane-d4 (Surr)	102	4.043	4.047	-0.004	97	66762	52.3	
44 Benzene	78	4.056	4.059	-0.003	96	39068	1.18	
* 47 Fluorobenzene (IS)	96	4.307	4.310	-0.003	99	1086475	50.0	
$ 62 Toluene-d8 (Surr)	98	5.622	5.625	-0.003	94	1016373	48.3	
63 Toluene	92	5.677	5.680	-0.003	96	2786	0.1402	
* 73 Chlorobenzene-d5 (IS)	117	6.641	6.644	-0.003	88	756782	50.0	
77 Ethylbenzene	91		6.731				ND	7
78 m-Xylene & p-Xylene	106	6.812	6.815	-0.003	99	23431	1.66	
79 o-Xylene	106	7.043	7.046	-0.003	98	12626	0.9154	
$ 83 4-Bromofluorobenzene (Surr)	95	7.361	7.365	-0.004	87	385117	46.6	
* 97 1,4-Dichlorobenzene-d4	152	8.005	8.005	0.000	96	401054	50.0	
S 135 Xylenes, Total	106				0		2.57	

QC Flag Legend

Processing Flags

7 - Failed Limit of Detection

Reagents:

MSV_HP28_ISSS_00005 Amount Added: 5.92 Units: uL Run Reagent

Report Date: 03-Jan-2023 17:44:03 Chrom Revision: 2.3 20-Dec-2022 14:14:06

Eurofins Lancaster Laboratories Environment Testing, LLC

Data File:	\\chromfs\Lancaster\ChromData\15830\20221230-74282.b\FD30X24.D				
Injection Date:	30-Dec-2022 21:03:01	Instrument ID:	15830	Operator ID:	kas02648
Lims ID:	410-110319-A-9	Lab Sample ID:	410-110319-9	Worklist Smp#:	24
Client ID:	MW-11S-20221220				
Purge Vol:	5.000 mL	Dil. Factor:	1.0000	ALS Bottle#:	0
Method:	MSVoa_15830_PT1	Limit Group:	MSV - 8260C_D		

Column: Rxi-624Sil MS Capillary Column (0.25 mm) Y Scaling: Method Defined: Scale to the Nth Largest Peak: 1

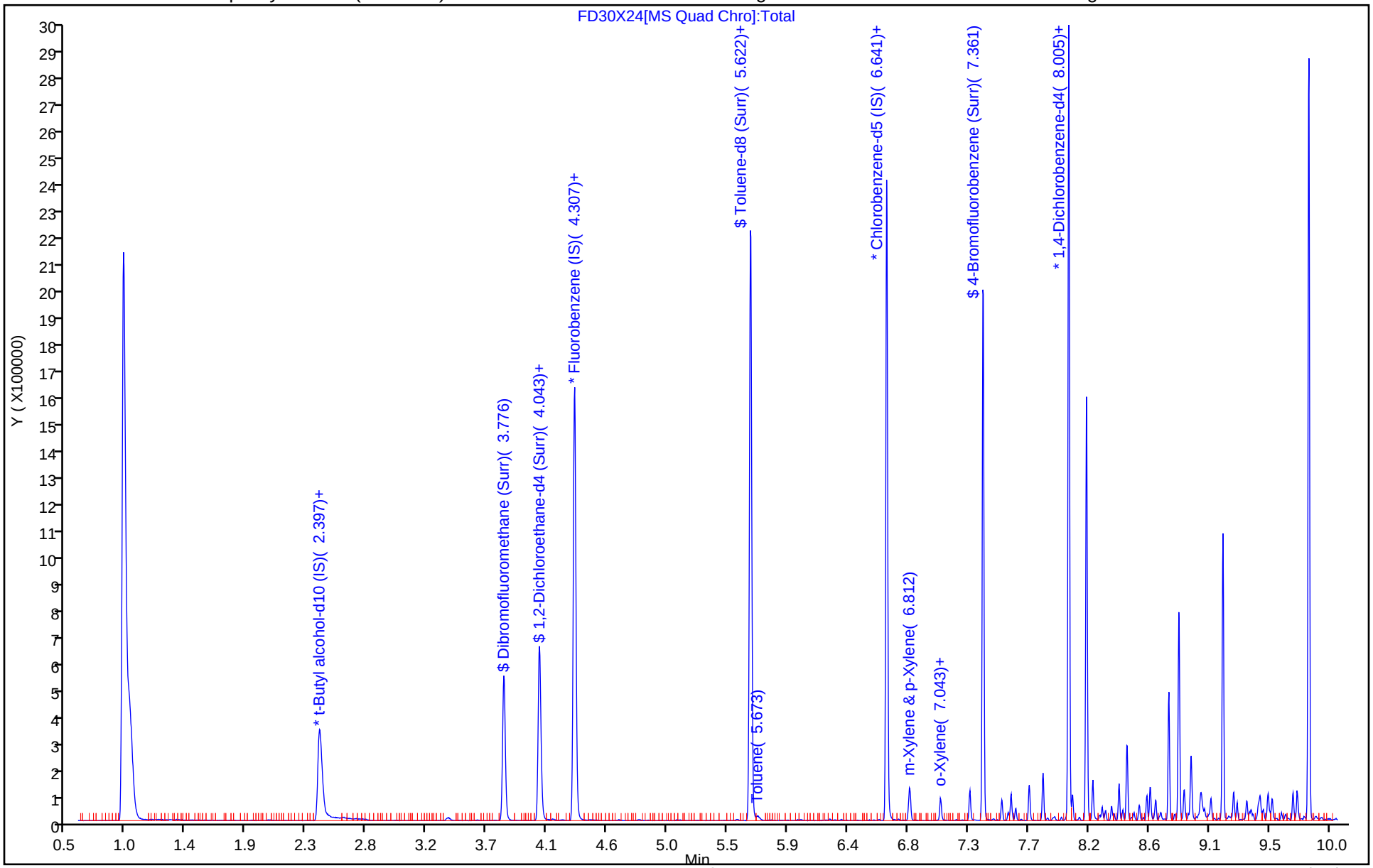

Eurofins Lancaster Laboratories Environment Testing, LLC

Recovery Report

Data File:	\\chromfs\Lancaster\ChromData\15830\20221230-74282.b\FD30X24.D				
Lims ID:	410-110319-A-9				
Client ID:	MW-11S-20221220				
Sample Type:	Client				
Inject. Date:	30-Dec-2022 21:03:01	ALS Bottle#:	0	Worklist Smp#:	24
Purge Vol:	5.000 mL	Dil. Factor:	1.0000		
Sample Info:					
Misc. Info.:	410-0074282-024				
Operator ID:	kas02648	Instrument ID:	15830		
Method:	\\chromfs\Lancaster\ChromData\15830\20221230-74282.b\MSVoa_15830_PT1.m				
Limit Group:	MSV - 8260C_D				
Last Update:	03-Jan-2023 17:42:28	Calib Date:	28-Sep-2022 19:40:09		
Integrator:	RTE	ID Type:	Deconvolution ID		
Quant Method:	Internal Standard	Quant By:	Initial Calibration		
Last ICal File:	\\chromfs\Lancaster\ChromData\15830\20220928-67446.b\FS28X15.D				
Column 1 :	Rxi-624Sil MS Capillary Column (0.25 mm)		Det: MS Quad		
Process Host:	CTX1622				

First Level Reviewer: USEJ Date: 03-Jan-2023 17:41:11

Compound	Amount Added	Amount Recovered	% Rec.
$ 38 Dibromofluoromethane (Surr)	50.0	54.8	109.60
$ 43 1,2-Dichloroethane-d4 (Surr)	50.0	52.3	104.54
$ 62 Toluene-d8 (Surr)	50.0	48.3	96.64
$ 83 4-Bromofluorobenzene (Surr)	50.0	46.6	93.20

Report Date: 03-Jan-2023 17:44:03 Chrom Revision: 2.3 20-Dec-2022 14:14:06

Eurofins Lancaster Laboratories Environment Testing, LLC

Data File:	\\chromfs\Lancaster\ChromData\15830\20221230-74282.b\FD30X24.D				
Injection Date:	30-Dec-2022 21:03:01	Instrument ID:	15830		
Lims ID:	410-110319-A-9	Lab Sample ID:	410-110319-9		
Client ID:	MW-11S-20221220				
Operator ID:	kas02648	ALS Bottle#:	0	Worklist Smp#:	24
Purge Vol:	5.000 mL	Dil. Factor:	1.0000		
Method:	MSVoa_15830_PT1	Limit Group:	MSV - 8260C_D		
Column:	Rxi-624Sil MS Capillary Column (0.25 mm)	Detector	MS Quad		

44 Benzene, CAS: 71-43-2

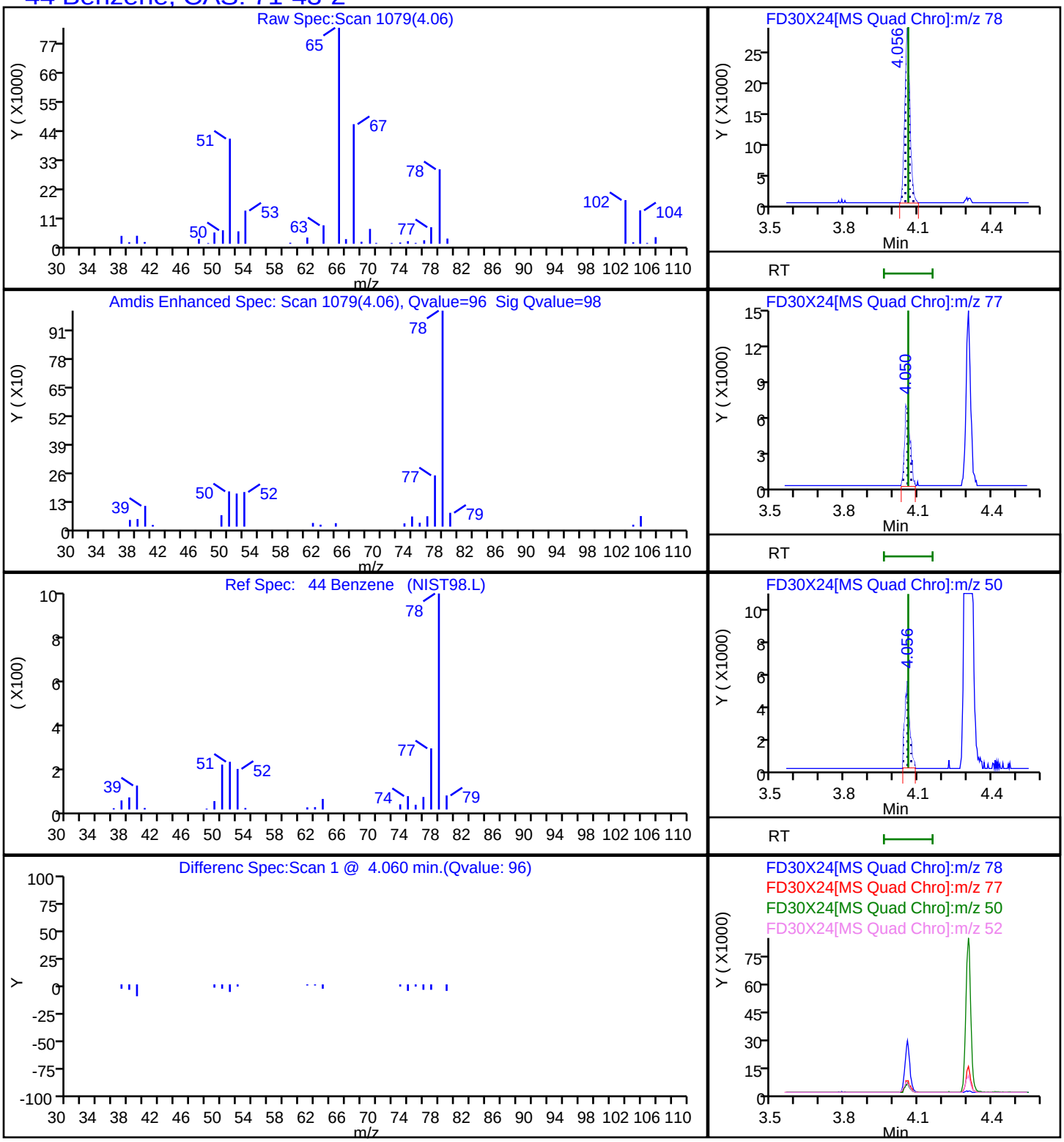

Report Date: 03-Jan-2023 17:44:03 Chrom Revision: 2.3 20-Dec-2022 14:14:06

Eurofins Lancaster Laboratories Environment Testing, LLC

Data File:	\\chromfs\Lancaster\ChromData\15830\20221230-74282.b\FD30X24.D				
Injection Date:	30-Dec-2022 21:03:01	Instrument ID:	15830		
Lims ID:	410-110319-A-9	Lab Sample ID:	410-110319-9		
Client ID:	MW-11S-20221220				
Operator ID:	kas02648	ALS Bottle#:	0	Worklist Smp#:	24
Purge Vol:	5.000 mL	Dil. Factor:	1.0000		
Method:	MSVoa_15830_PT1	Limit Group:	MSV - 8260C_D		
Column:	Rxi-624Sil MS Capillary Column (0.25 mm)	Detector	MS Quad		

78 m-Xylene & p-Xylene, CAS: 179601-23-1

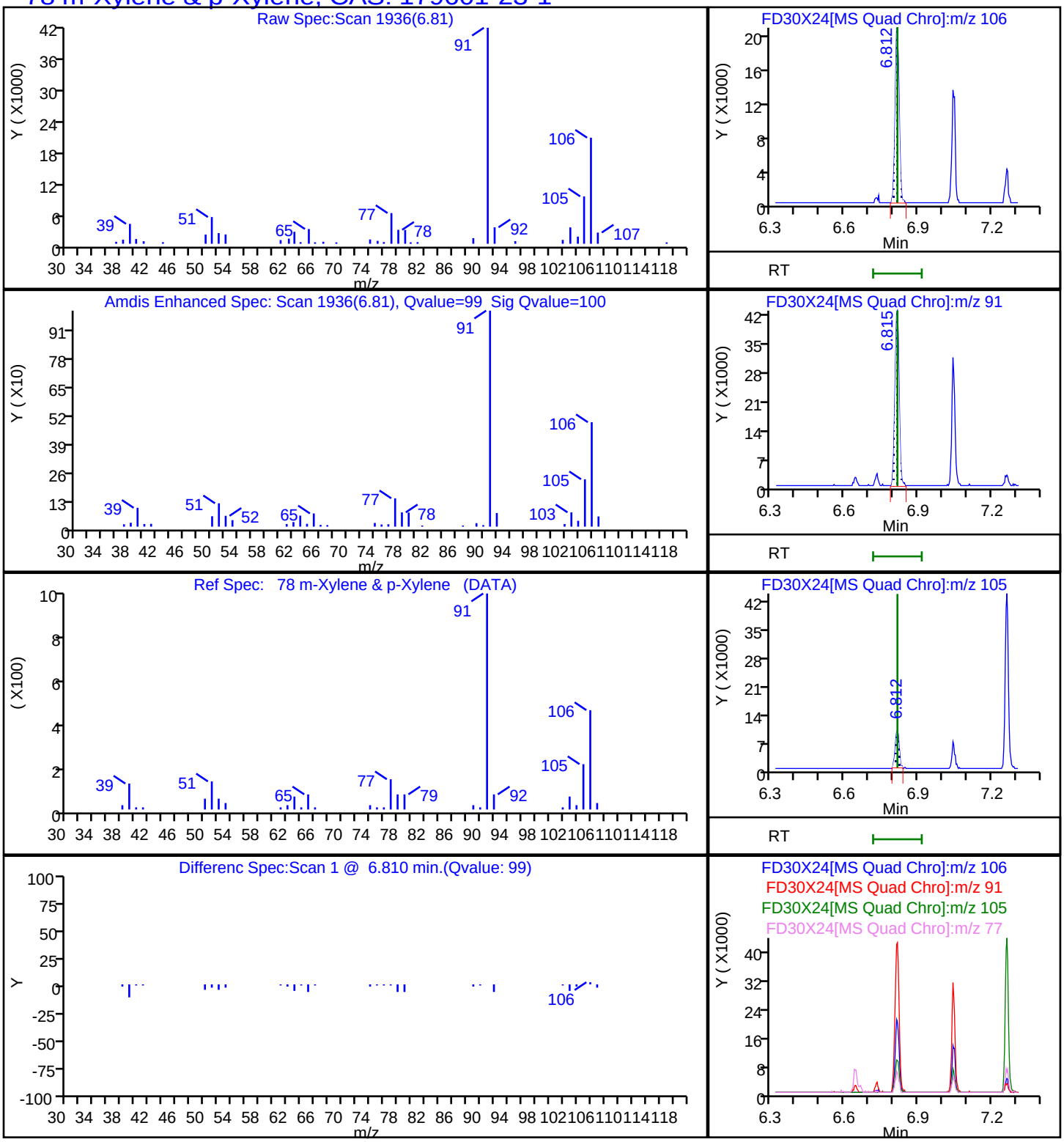

Report Date: 03-Jan-2023 17:44:03 Chrom Revision: 2.3 20-Dec-2022 14:14:06

Eurofins Lancaster Laboratories Environment Testing, LLC

Data File:	\\chromfs\Lancaster\ChromData\15830\20221230-74282.b\FD30X24.D				
Injection Date:	30-Dec-2022 21:03:01	Instrument ID:	15830		
Lims ID:	410-110319-A-9	Lab Sample ID:	410-110319-9		
Client ID:	MW-11S-20221220				
Operator ID:	kas02648	ALS Bottle#:	0	Worklist Smp#:	24
Purge Vol:	5.000 mL	Dil. Factor:	1.0000		
Method:	MSVoa_15830_PT1	Limit Group:	MSV - 8260C_D		
Column:	Rxi-624Sil MS Capillary Column (0.25 mm)	Detector	MS Quad		

79 o-Xylene, CAS: 95-47-6

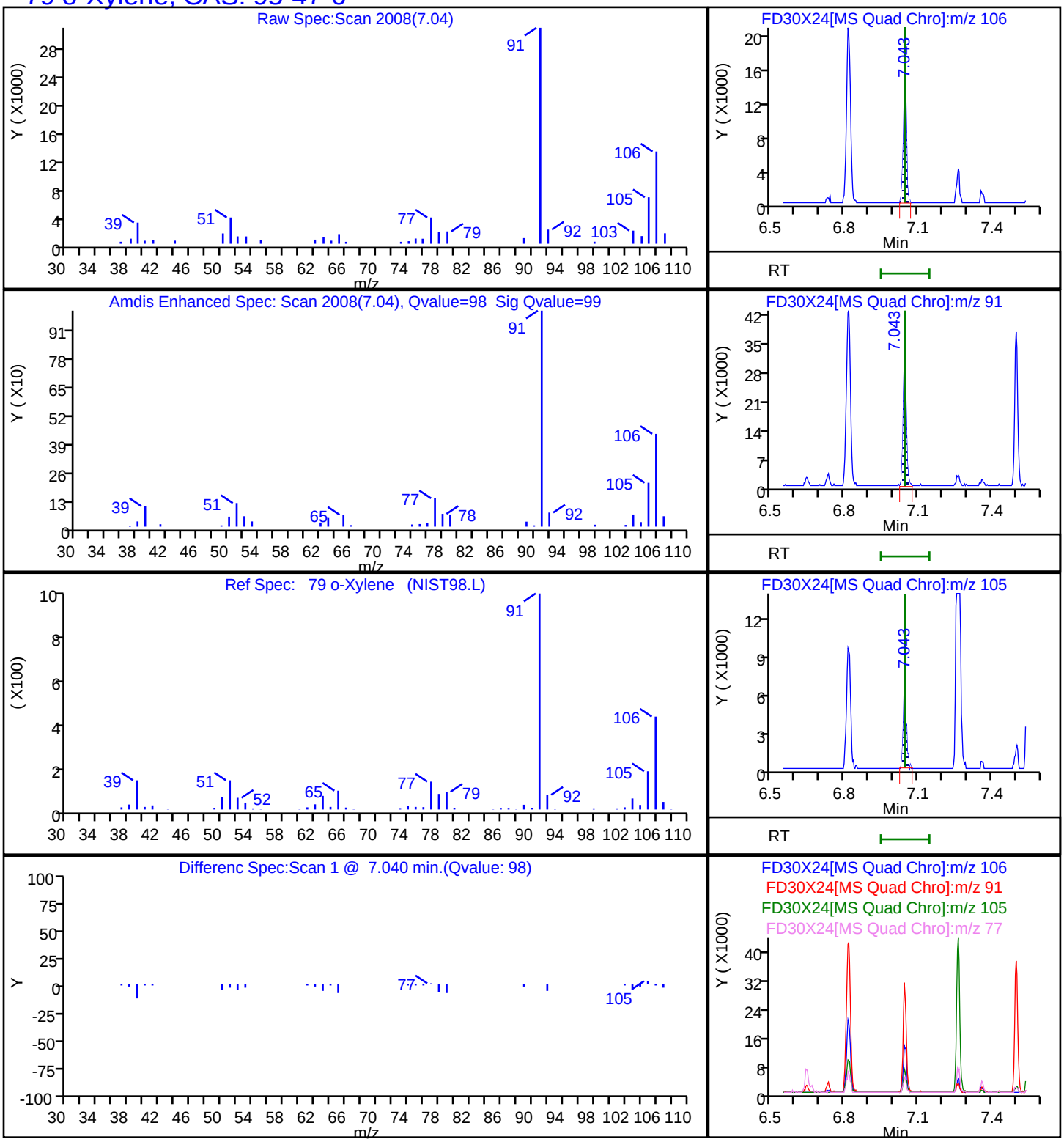

FORM I
GC/MS VOA ORGANICS ANALYSIS DATA SHEET

Lab Name: Eurofins Lancaster Laboratories Environment Testing, LLC
Job No.: 410-110319-1

SDG No.:

Client Sample ID: MW-4S-20221220
Lab Sample ID: 410-110319-10

Matrix: Groundwater
Lab File ID: FD30X25.D

Analysis Method: 8260D
Date Collected: 12/20/2022 14:00

Sample wt/vol: 5(mL)
Date Analyzed: 12/30/2022 21:28

Soil Aliquot Vol:
Dilution Factor: 1

Soil Extract Vol.:
GC Column: R-624SilMS 30m ID: 0.25(mm)

Purge Volume: 5.0(mL)
Heated Purge: (Y/N) N pH:

% Moisture: % Solids:
Level: (low/med) Low

Analysis Batch No.: 331543
Units: ug/L

CAS NO.	COMPOUND NAME	RESULT	Q	RL	MDL
71-43-2	Benzene	ND		1.0	0.30
100-41-4	Ethylbenzene	ND		1.0	0.40
108-88-3	Toluene	ND		1.0	0.20
1330-20-7	Xylenes, Total	ND		1.0	0.40

CAS NO.	SURROGATE	%REC	Q	LIMITS
17060-07-0	1,2-Dichloroethane-d4 (Surr)	105		80-120
460-00-4	4-Bromofluorobenzene (Surr)	91		80-120
1868-53-7	Dibromofluoromethane (Surr)	107		80-120
2037-26-5	Toluene-d8 (Surr)	95		80-120

Eurofins Lancaster Laboratories Environment Testing, LLC
Target Compound Quantitation Report

Data File:	\\chromfs\Lancaster\ChromData\15830\20221230-74282.b\FD30X25.D				
Lims ID:	410-110319-A-10				
Client ID:	MW-4S-20221220				
Sample Type:	Client				
Inject. Date:	30-Dec-2022 21:28:48	ALS Bottle#:	0	Worklist Smp#:	25
Purge Vol:	5.000 mL	Dil. Factor:	1.0000		
Sample Info:					
Misc. Info.:	410-0074282-025				
Operator ID:	kas02648	Instrument ID:	15830		

Method:	\\chromfs\Lancaster\ChromData\15830\20221230-74282.b\MSVoa_15830_PT1.m		
Limit Group:	MSV - 8260C_D		
Last Update:	03-Jan-2023 17:42:28	Calib Date:	28-Sep-2022 19:40:09
Integrator:	RTE	ID Type:	Deconvolution ID
Quant Method:	Internal Standard	Quant By:	Initial Calibration
Last ICal File:	\\chromfs\Lancaster\ChromData\15830\20220928-67446.b\FS28X15.D		

Column 1 :	Rxi-624Sil MS Capillary Column (0.25 mm)	Det: MS Quad	
Process Host:	CTX1622		

First Level Reviewer: USEJ Date: 03-Jan-2023 17:41:21

Compound	Sig	RT (min.)	Exp RT (min.)	Dlt RT (min.)	Q	Response	OnCol Amt ug/l	Flags
* 18 t-Butyl alcohol-d10 (IS)	65	2.400	2.404	-0.004	99	577099	250.0	
$ 38 Dibromofluoromethane (Surr)	113	3.777	3.780	-0.004	93	248766	53.3	
$ 43 1,2-Dichloroethane-d4 (Surr)	102	4.043	4.047	-0.004	97	68891	52.4	
44 Benzene	78		4.059				ND	7
* 47 Fluorobenzene (IS)	96	4.307	4.310	-0.003	99	1117993	50.0	
$ 62 Toluene-d8 (Surr)	98	5.622	5.625	-0.003	94	1041849	47.6	
63 Toluene	92		5.680				ND	
* 73 Chlorobenzene-d5 (IS)	117	6.641	6.644	-0.003	87	787659	50.0	
77 Ethylbenzene	91		6.731				ND	7
78 m-Xylene & p-Xylene	106		6.815				ND	7
79 o-Xylene	106		7.046				ND	
$ 83 4-Bromofluorobenzene (Surr)	95	7.362	7.365	-0.003	88	391929	45.6	
* 97 1,4-Dichlorobenzene-d4	152	8.005	8.005	0.000	96	414056	50.0	
S 135 Xylenes, Total	106		11.245				ND	7

QC Flag Legend

Processing Flags

7 - Failed Limit of Detection

Reagents:

MSV_HP28_ISSS_00005 Amount Added: 5.92 Units: uL Run Reagent

Report Date: 03-Jan-2023 17:44:05 Chrom Revision: 2.3 20-Dec-2022 14:14:06

Eurofins Lancaster Laboratories Environment Testing, LLC

Data File:	\\chromfs\Lancaster\ChromData\15830\20221230-74282.b\FD30X25.D				
Injection Date:	30-Dec-2022 21:28:48	Instrument ID:	15830	Operator ID:	kas02648
Lims ID:	410-110319-A-10	Lab Sample ID:	410-110319-10	Worklist Smp#:	25
Client ID:	MW-4S-20221220				
Purge Vol:	5.000 mL	Dil. Factor:	1.0000	ALS Bottle#:	0
Method:	MSVoa_15830_PT1	Limit Group:	MSV - 8260C_D		

Column: Rxi-624Sil MS Capillary Column (0.25 mm) Y Scaling: Method Defined: Scale to the Nth Largest Peak: 1

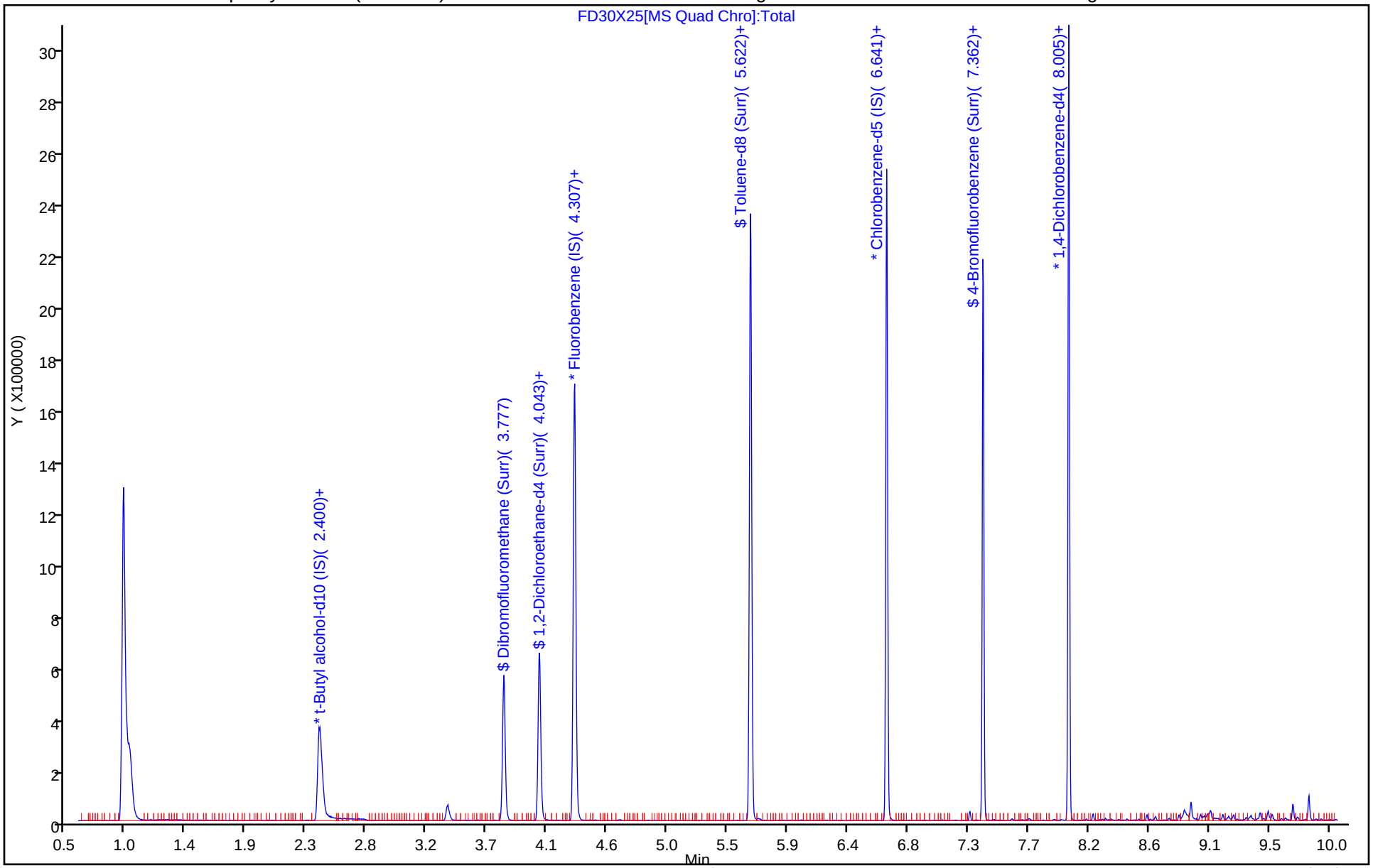

Eurofins Lancaster Laboratories Environment Testing, LLC

Recovery Report

Data File:	\\chromfs\Lancaster\ChromData\15830\20221230-74282.b\FD30X25.D				
Lims ID:	410-110319-A-10				
Client ID:	MW-4S-20221220				
Sample Type:	Client				
Inject. Date:	30-Dec-2022 21:28:48	ALS Bottle#:	0	Worklist Smp#:	25
Purge Vol:	5.000 mL	Dil. Factor:	1.0000		
Sample Info:					
Misc. Info.:	410-0074282-025				
Operator ID:	kas02648	Instrument ID:	15830		

Method:	\\chromfs\Lancaster\ChromData\15830\20221230-74282.b\MSVoa_15830_PT1.m		
Limit Group:	MSV - 8260C_D		
Last Update:	03-Jan-2023 17:42:28	Calib Date:	28-Sep-2022 19:40:09
Integrator:	RTE	ID Type:	Deconvolution ID
Quant Method:	Internal Standard	Quant By:	Initial Calibration
Last ICal File:	\\chromfs\Lancaster\ChromData\15830\20220928-67446.b\FS28X15.D		

Column 1 :	Rxi-624Sil MS Capillary Column (0.25 mm)	Det: MS Quad	
Process Host:	CTX1622		

First Level Reviewer: USEJ Date: 03-Jan-2023 17:41:21

Compound	Amount Added	Amount Recovered	% Rec.
$ 38 Dibromofluoromethane (Surr)	50.0	53.3	106.53
$ 43 1,2-Dichloroethane-d4 (Surr)	50.0	52.4	104.84
$ 62 Toluene-d8 (Surr)	50.0	47.6	95.18
$ 83 4-Bromofluorobenzene (Surr)	50.0	45.6	91.13

FORM I
GC/MS VOA ORGANICS ANALYSIS DATA SHEET

Lab Name: Eurofins Lancaster Laboratories Environment Testing, LLC
Job No.: 410-110319-1

SDG No.:

Client Sample ID: MW-3-20221220
Lab Sample ID: 410-110319-11

Matrix: Groundwater
Lab File ID: FD30X26.D

Analysis Method: 8260D
Date Collected: 12/20/2022 14:40

Sample wt/vol: 5(mL)
Date Analyzed: 12/30/2022 21:54

Soil Aliquot Vol:
Dilution Factor: 1

Soil Extract Vol.:
GC Column: R-624SilMS 30m ID: 0.25(mm)

Purge Volume: 5.0(mL)
Heated Purge: (Y/N) N pH:

% Moisture: % Solids:
Level: (low/med) Low

Analysis Batch No.: 331543
Units: ug/L

CAS NO.	COMPOUND NAME	RESULT	Q	RL	MDL
71-43-2	Benzene	0.79	J	1.0	0.30
100-41-4	Ethylbenzene	1.7		1.0	0.40
108-88-3	Toluene	0.62	J	1.0	0.20
1330-20-7	Xylenes, Total	1.6		1.0	0.40

CAS NO.	SURROGATE	%REC	Q	LIMITS
17060-07-0	1,2-Dichloroethane-d4 (Surr)	104		80-120
460-00-4	4-Bromofluorobenzene (Surr)	92		80-120
1868-53-7	Dibromofluoromethane (Surr)	108		80-120
2037-26-5	Toluene-d8 (Surr)	96		80-120

Eurofins Lancaster Laboratories Environment Testing, LLC
Target Compound Quantitation Report

Data File:	\\chromfs\Lancaster\ChromData\15830\20221230-74282.b\FD30X26.D				
Lims ID:	410-110319-A-11				
Client ID:	MW-3-20221220				
Sample Type:	Client				
Inject. Date:	30-Dec-2022 21:54:41	ALS Bottle#:	0	Worklist Smp#:	26
Purge Vol:	5.000 mL	Dil. Factor:	1.0000		
Sample Info:					
Misc. Info.:	410-0074282-026				
Operator ID:	kas02648	Instrument ID:	15830		
Method:	\\chromfs\Lancaster\ChromData\15830\20221230-74282.b\MSVoa_15830_PT1.m				
Limit Group:	MSV - 8260C_D				
Last Update:	03-Jan-2023 17:42:28	Calib Date:	28-Sep-2022 19:40:09		
Integrator:	RTE	ID Type:	Deconvolution ID		
Quant Method:	Internal Standard	Quant By:	Initial Calibration		
Last ICal File:	\\chromfs\Lancaster\ChromData\15830\20220928-67446.b\FS28X15.D				
Column 1 :	Rxi-624Sil MS Capillary Column (0.25 mm)		Det: MS Quad		
Process Host:	CTX1622				

First Level Reviewer: USEJ Date: 03-Jan-2023 17:41:34

Compound	Sig	RT (min.)	Exp RT (min.)	Dlt RT (min.)	Q	Response	OnCol Amt ug/l	Flags
* 18 t-Butyl alcohol-d10 (IS)	65	2.397	2.404	-0.007	98	477267	250.0	
$ 38 Dibromofluoromethane (Surr)	113	3.780	3.780	0.000	93	255451	54.1	
$ 43 1,2-Dichloroethane-d4 (Surr)	102	4.043	4.047	-0.004	97	68893	51.8	
44 Benzene	78	4.053	4.059	-0.006	98	27090	0.7888	
* 47 Fluorobenzene (IS)	96	4.307	4.310	-0.003	98	1130317	50.0	
$ 62 Toluene-d8 (Surr)	98	5.622	5.625	-0.003	94	1085220	48.2	
63 Toluene	92	5.673	5.680	-0.007	98	13288	0.6247	
* 73 Chlorobenzene-d5 (IS)	117	6.641	6.644	-0.003	87	810280	50.0	
77 Ethylbenzene	91	6.728	6.731	-0.003	98	69647	1.70	
78 m-Xylene & p-Xylene	106	6.808	6.815	-0.007	98	25935	1.71	
79 o-Xylene	106	7.046	7.046	0.000	97	23269	1.58	
$ 83 4-Bromofluorobenzene (Surr)	95	7.361	7.365	-0.004	87	407851	46.1	
* 97 1,4-Dichlorobenzene-d4	152	8.004	8.005	-0.001	96	429953	50.0	
S 135 Xylenes, Total	106				0		3.29	

QC Flag Legend

Processing Flags

Reagents:

MSV_HP28_ISSS_00005 Amount Added: 5.92 Units: uL Run Reagent

Report Date: 03-Jan-2023 17:44:06 Chrom Revision: 2.3 20-Dec-2022 14:14:06

Eurofins Lancaster Laboratories Environment Testing, LLC

Data File:	\\chromfs\Lancaster\ChromData\15830\20221230-74282.b\FD30X26.D				
Injection Date:	30-Dec-2022 21:54:41	Instrument ID:	15830	Operator ID:	kas02648
Lims ID:	410-110319-A-11	Lab Sample ID:	410-110319-11	Worklist Smp#:	26
Client ID:	MW-3-20221220				
Purge Vol:	5.000 mL	Dil. Factor:	1.0000	ALS Bottle#:	0
Method:	MSVoa_15830_PT1	Limit Group:	MSV - 8260C_D		

Column: Rxi-624Sil MS Capillary Column (0.25 mm) Y Scaling: Method Defined: Scale to the Nth Largest Peak: 1

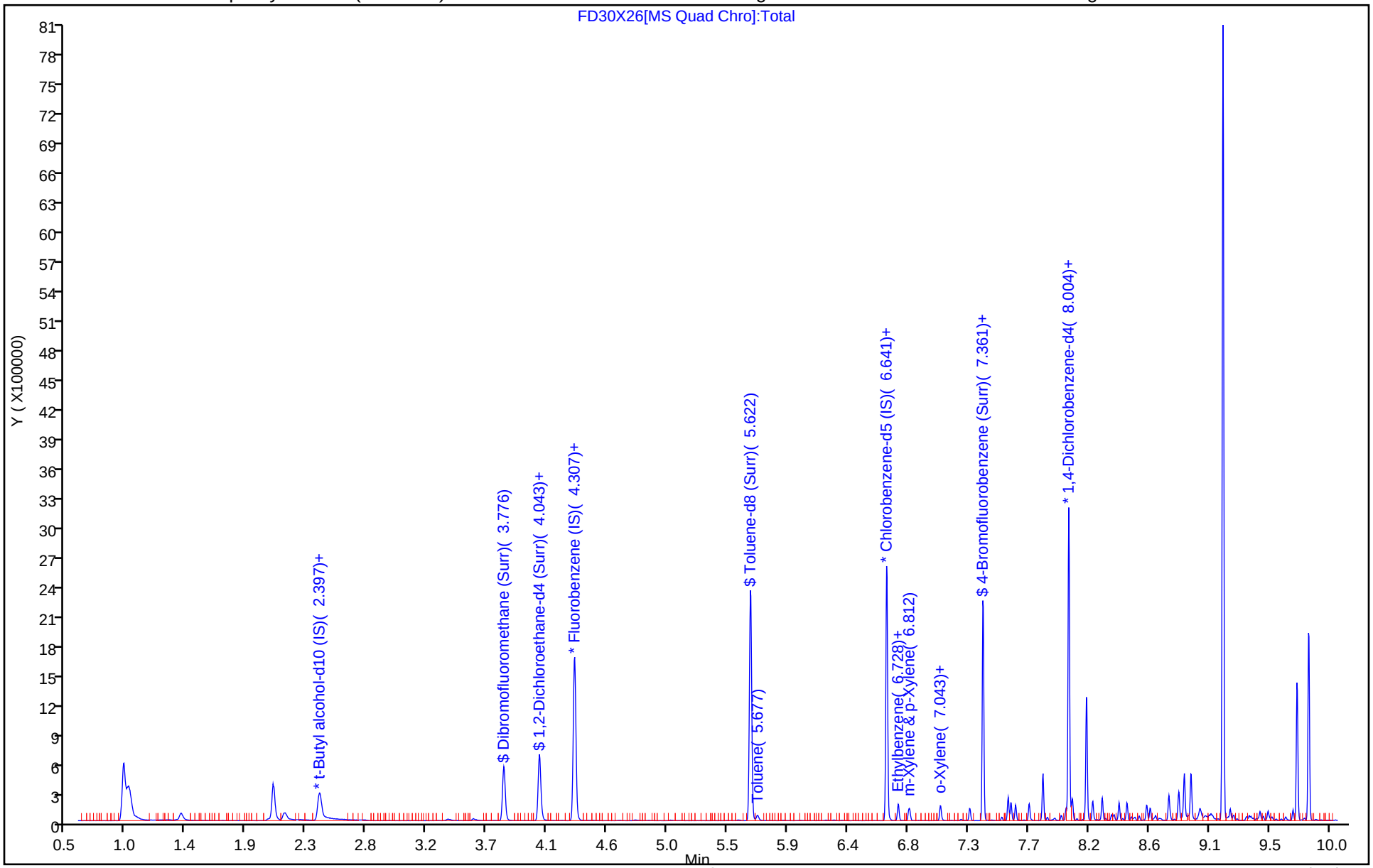

Eurofins Lancaster Laboratories Environment Testing, LLC

Recovery Report

Data File:	\\chromfs\Lancaster\ChromData\15830\20221230-74282.b\FD30X26.D				
Lims ID:	410-110319-A-11				
Client ID:	MW-3-20221220				
Sample Type:	Client				
Inject. Date:	30-Dec-2022 21:54:41	ALS Bottle#:	0	Worklist Smp#:	26
Purge Vol:	5.000 mL	Dil. Factor:	1.0000		
Sample Info:					
Misc. Info.:	410-0074282-026				
Operator ID:	kas02648	Instrument ID:	15830		

Method:	\\chromfs\Lancaster\ChromData\15830\20221230-74282.b\MSVoa_15830_PT1.m		
Limit Group:	MSV - 8260C_D		
Last Update:	03-Jan-2023 17:42:28	Calib Date:	28-Sep-2022 19:40:09
Integrator:	RTE	ID Type:	Deconvolution ID
Quant Method:	Internal Standard	Quant By:	Initial Calibration
Last ICal File:	\\chromfs\Lancaster\ChromData\15830\20220928-67446.b\FS28X15.D		

Column 1 :	Rxi-624Sil MS Capillary Column (0.25 mm)	Det: MS Quad
Process Host:	CTX1622	

First Level Reviewer: USEJ Date: 03-Jan-2023 17:41:34

Compound	Amount Added	Amount Recovered	% Rec.
$ 38 Dibromofluoromethane (Surr)	50.0	54.1	108.20
$ 43 1,2-Dichloroethane-d4 (Surr)	50.0	51.8	103.70
$ 62 Toluene-d8 (Surr)	50.0	48.2	96.37
$ 83 4-Bromofluorobenzene (Surr)	50.0	46.1	92.18

Report Date: 03-Jan-2023 17:44:06 Chrom Revision: 2.3 20-Dec-2022 14:14:06

Eurofins Lancaster Laboratories Environment Testing, LLC

Data File:	\\chromfs\Lancaster\ChromData\15830\20221230-74282.b\FD30X26.D				
Injection Date:	30-Dec-2022 21:54:41	Instrument ID:	15830		
Lims ID:	410-110319-A-11	Lab Sample ID:	410-110319-11		
Client ID:	MW-3-20221220				
Operator ID:	kas02648	ALS Bottle#:	0	Worklist Smp#:	26
Purge Vol:	5.000 mL	Dil. Factor:	1.0000		
Method:	MSVoa_15830_PT1	Limit Group:	MSV - 8260C_D		
Column:	Rxi-624Sil MS Capillary Column (0.25 mm)	Detector	MS Quad		

44 Benzene, CAS: 71-43-2

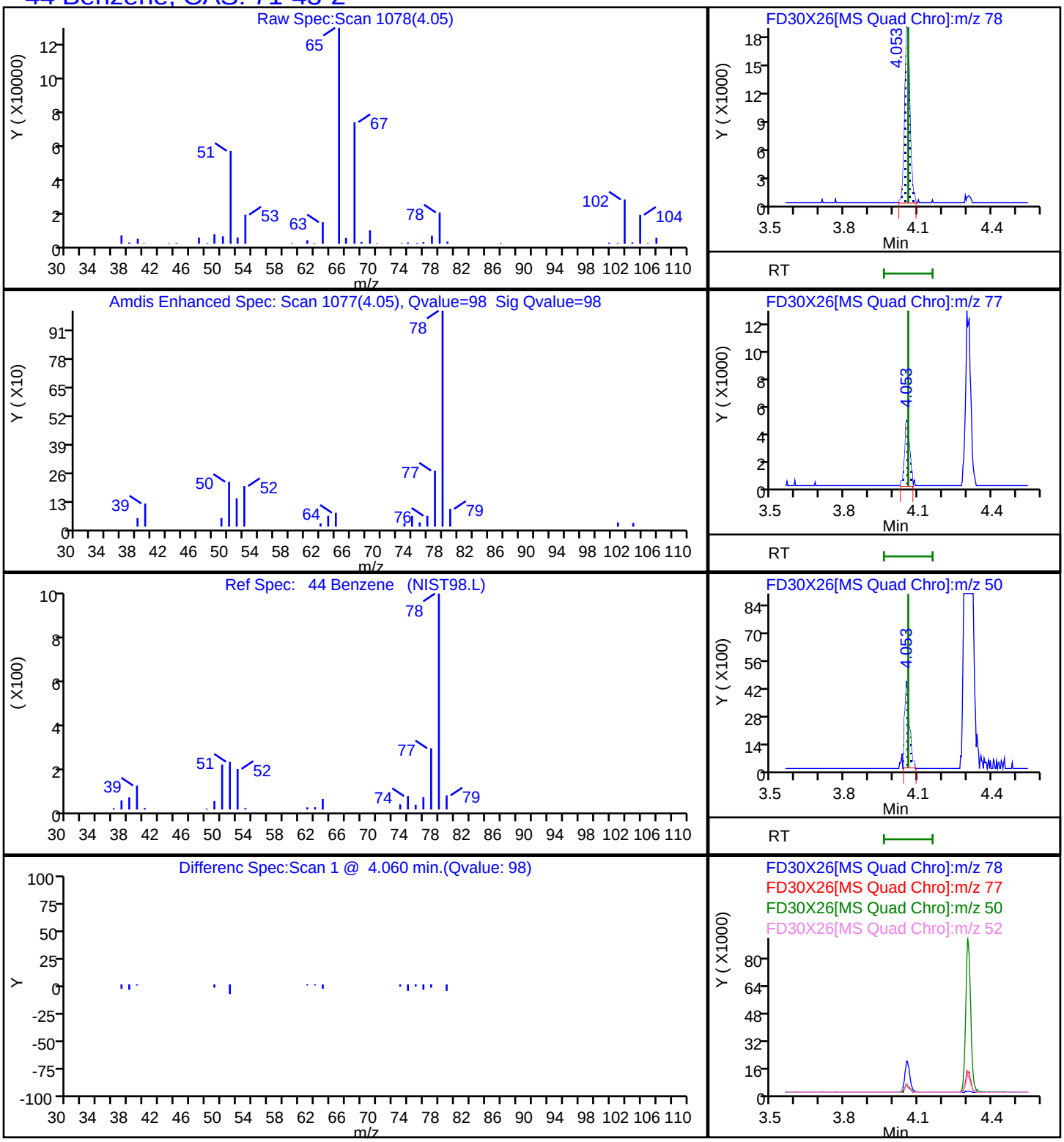

Report Date: 03-Jan-2023 17:44:06 Chrom Revision: 2.3 20-Dec-2022 14:14:06

Eurofins Lancaster Laboratories Environment Testing, LLC

Data File:	\\chromfs\Lancaster\ChromData\15830\20221230-74282.b\FD30X26.D				
Injection Date:	30-Dec-2022 21:54:41	Instrument ID:	15830		
Lims ID:	410-110319-A-11	Lab Sample ID:	410-110319-11		
Client ID:	MW-3-20221220				
Operator ID:	kas02648	ALS Bottle#:	0	Worklist Smp#:	26
Purge Vol:	5.000 mL	Dil. Factor:	1.0000		
Method:	MSVoa_15830_PT1	Limit Group:	MSV - 8260C_D		
Column:	Rxi-624Sil MS Capillary Column (0.25 mm)	Detector	MS Quad		

77 Ethylbenzene, CAS: 100-41-4

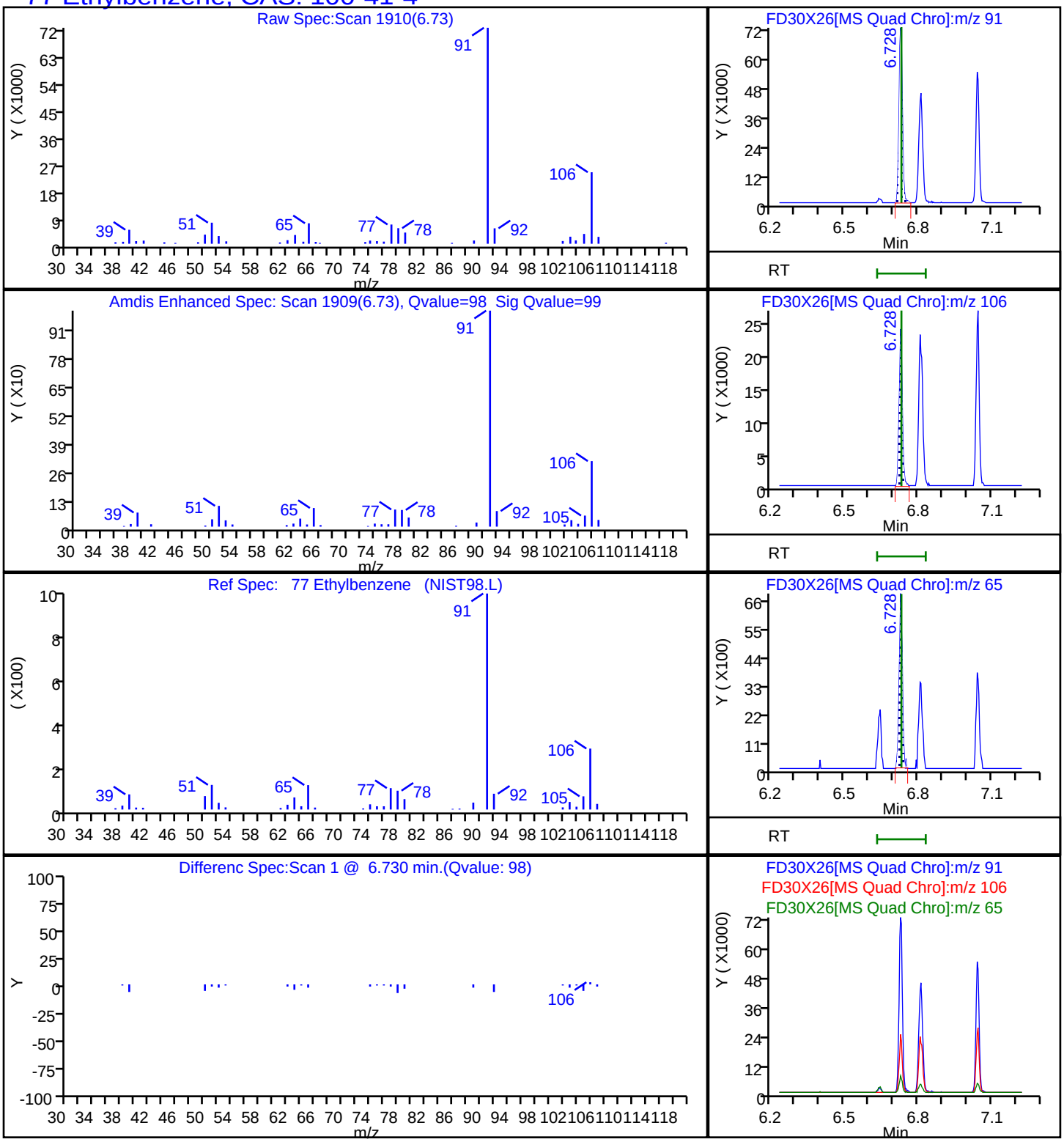

Report Date: 03-Jan-2023 17:44:06 Chrom Revision: 2.3 20-Dec-2022 14:14:06

Eurofins Lancaster Laboratories Environment Testing, LLC

Data File:	\\chromfs\Lancaster\ChromData\15830\20221230-74282.b\FD30X26.D				
Injection Date:	30-Dec-2022 21:54:41	Instrument ID:	15830		
Lims ID:	410-110319-A-11	Lab Sample ID:	410-110319-11		
Client ID:	MW-3-20221220				
Operator ID:	kas02648	ALS Bottle#:	0	Worklist Smp#:	26
Purge Vol:	5.000 mL	Dil. Factor:	1.0000		
Method:	MSVoa_15830_PT1	Limit Group:	MSV - 8260C_D		
Column:	Rxi-624Sil MS Capillary Column (0.25 mm)	Detector	MS Quad		

63 Toluene, CAS: 108-88-3

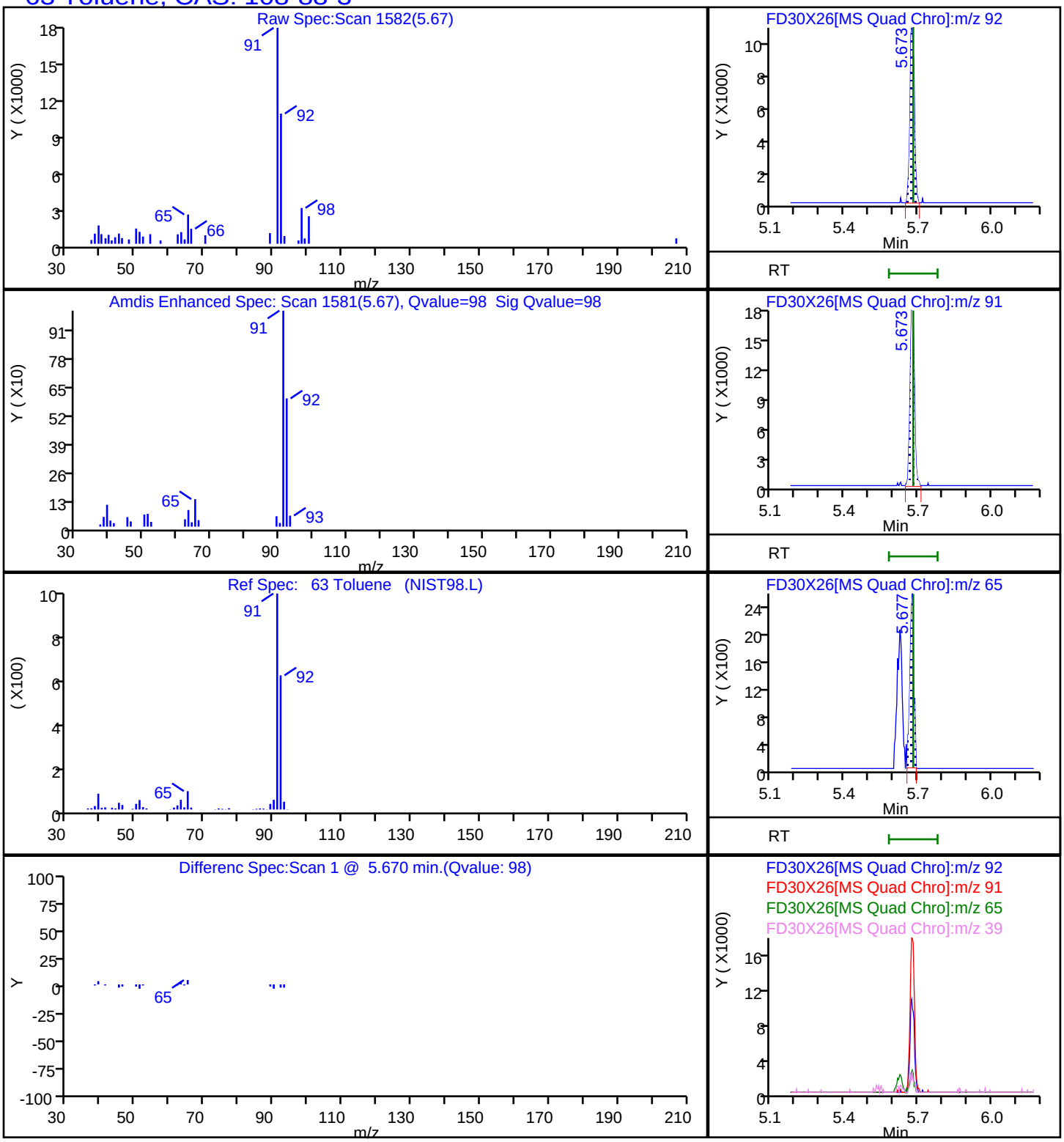

Report Date: 03-Jan-2023 17:44:06 Chrom Revision: 2.3 20-Dec-2022 14:14:06

Eurofins Lancaster Laboratories Environment Testing, LLC

Data File:	\\chromfs\Lancaster\ChromData\15830\20221230-74282.b\FD30X26.D				
Injection Date:	30-Dec-2022 21:54:41	Instrument ID:	15830		
Lims ID:	410-110319-A-11	Lab Sample ID:	410-110319-11		
Client ID:	MW-3-20221220				
Operator ID:	kas02648	ALS Bottle#:	0	Worklist Smp#:	26
Purge Vol:	5.000 mL	Dil. Factor:	1.0000		
Method:	MSVoa_15830_PT1	Limit Group:	MSV - 8260C_D		
Column:	Rxi-624Sil MS Capillary Column (0.25 mm)	Detector	MS Quad		

78 m-Xylene & p-Xylene, CAS: 179601-23-1

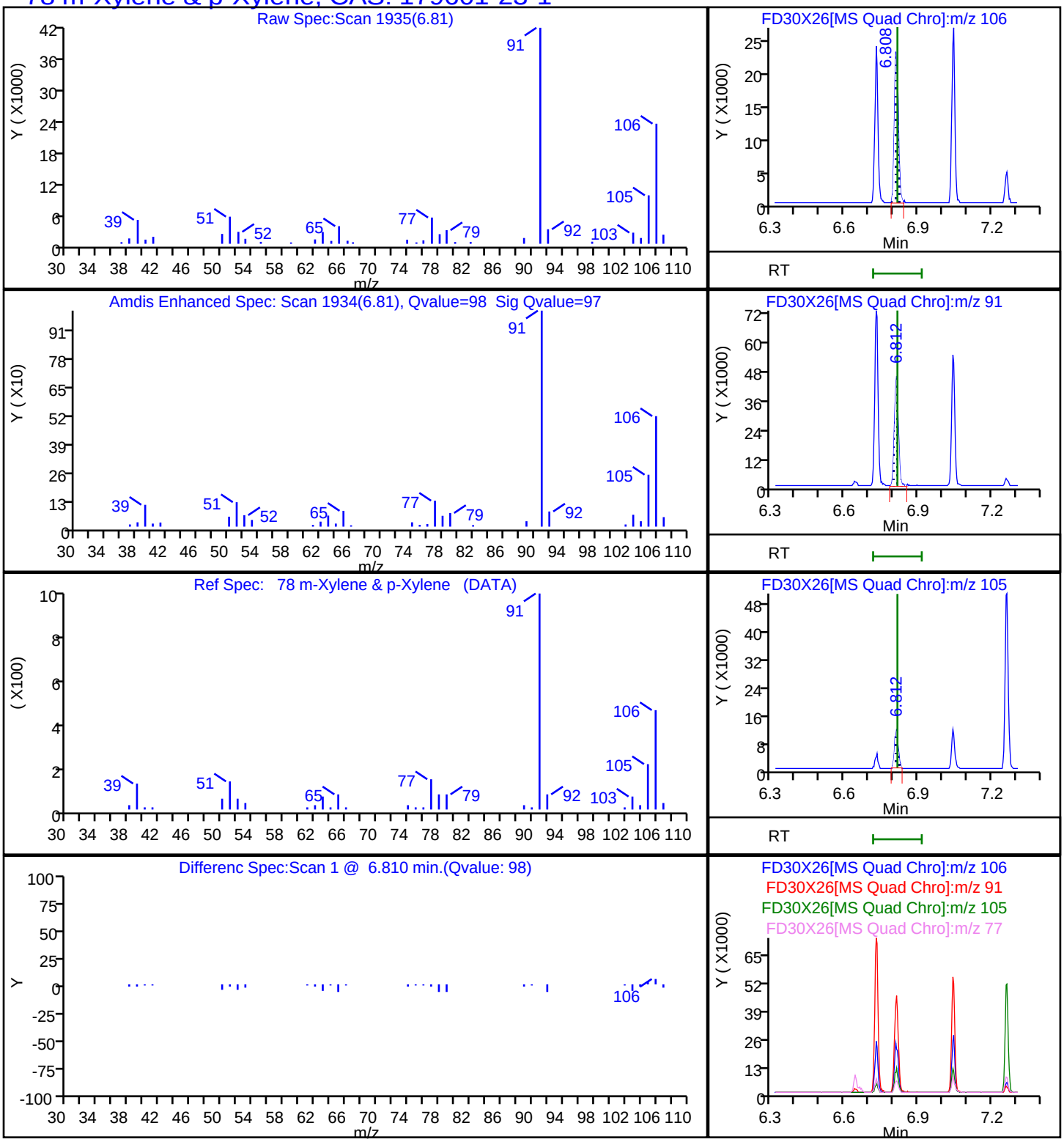

Report Date: 03-Jan-2023 17:44:06 Chrom Revision: 2.3 20-Dec-2022 14:14:06

Eurofins Lancaster Laboratories Environment Testing, LLC

Data File:	\\chromfs\Lancaster\ChromData\15830\20221230-74282.b\FD30X26.D				
Injection Date:	30-Dec-2022 21:54:41	Instrument ID:	15830		
Lims ID:	410-110319-A-11	Lab Sample ID:	410-110319-11		
Client ID:	MW-3-20221220				
Operator ID:	kas02648	ALS Bottle#:	0	Worklist Smp#:	26
Purge Vol:	5.000 mL	Dil. Factor:	1.0000		
Method:	MSVoa_15830_PT1	Limit Group:	MSV - 8260C_D		
Column:	Rxi-624Sil MS Capillary Column (0.25 mm)	Detector	MS Quad		

79 o-Xylene, CAS: 95-47-6

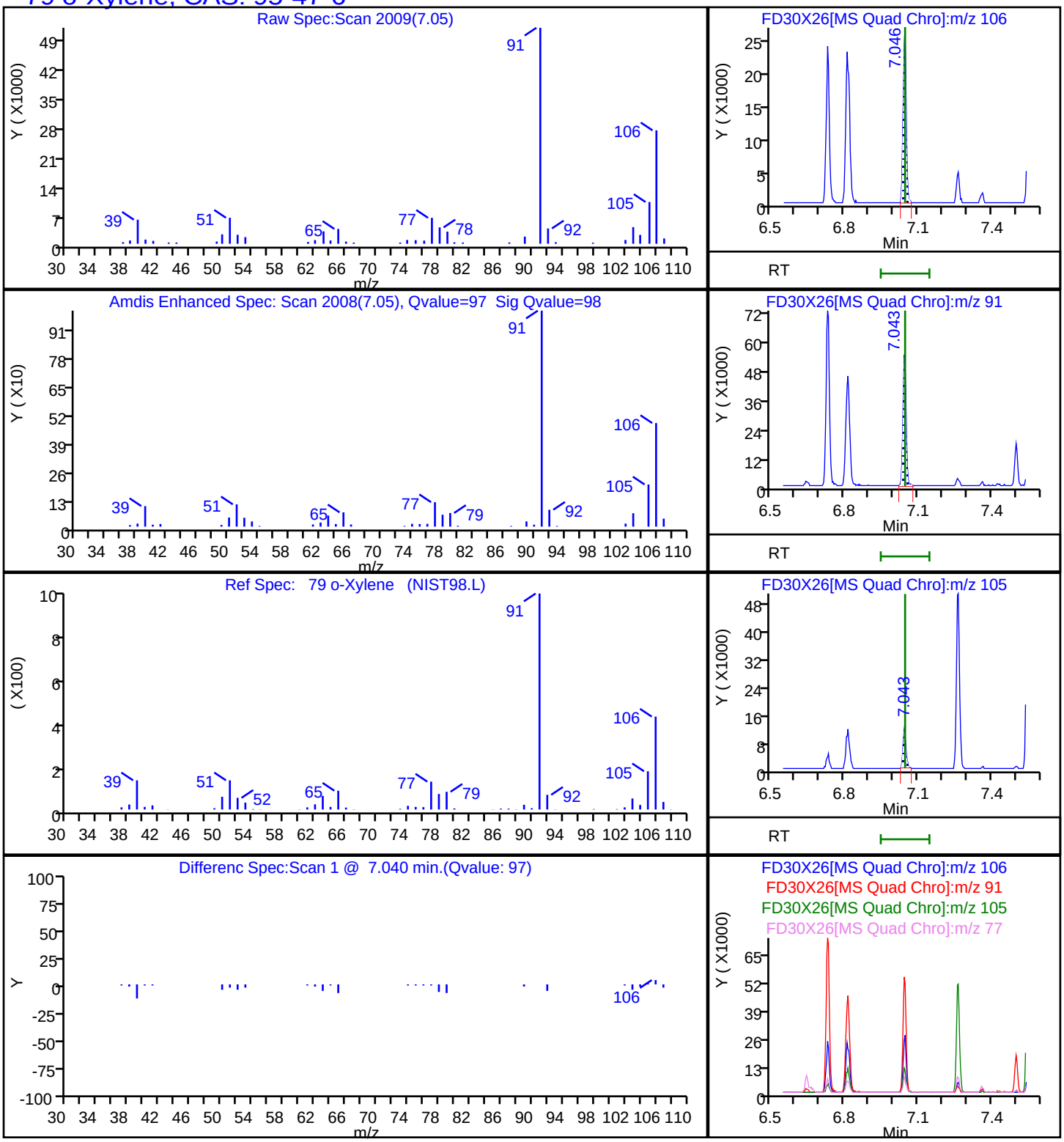

FORM I
GC/MS VOA ORGANICS ANALYSIS DATA SHEET

Lab Name: Eurofins Lancaster Laboratories Environment Testing, LLC
Job No.: 410-110319-1

SDG No.:

Client Sample ID: MW-13S-20221220
Lab Sample ID: 410-110319-12

Matrix: Groundwater
Lab File ID: FD30X27.D

Analysis Method: 8260D
Date Collected: 12/20/2022 15:22

Sample wt/vol: 5(mL)
Date Analyzed: 12/30/2022 22:20

Soil Aliquot Vol:
Dilution Factor: 1

Soil Extract Vol.:
GC Column: R-624SilMS 30m ID: 0.25(mm)

Purge Volume: 5.0(mL)
Heated Purge: (Y/N) N pH:

% Moisture: % Solids:
Level: (low/med) Low

Analysis Batch No.: 331543
Units: ug/L

CAS NO.	COMPOUND NAME	RESULT	Q	RL	MDL
71-43-2	Benzene	0.71	J	1.0	0.30
100-41-4	Ethylbenzene	ND		1.0	0.40
108-88-3	Toluene	0.25	J	1.0	0.20
1330-20-7	Xylenes, Total	ND		1.0	0.40

CAS NO.	SURROGATE	%REC	Q	LIMITS
17060-07-0	1,2-Dichloroethane-d4 (Surr)	106		80-120
460-00-4	4-Bromofluorobenzene (Surr)	90		80-120
1868-53-7	Dibromofluoromethane (Surr)	108		80-120
2037-26-5	Toluene-d8 (Surr)	95		80-120

Eurofins Lancaster Laboratories Environment Testing, LLC
Target Compound Quantitation Report

Data File:	\\chromfs\Lancaster\ChromData\15830\20221230-74282.b\FD30X27.D				
Lims ID:	410-110319-A-12				
Client ID:	MW-13S-20221220				
Sample Type:	Client				
Inject. Date:	30-Dec-2022 22:20:30	ALS Bottle#:	0	Worklist Smp#:	27
Purge Vol:	5.000 mL	Dil. Factor:	1.0000		
Sample Info:					
Misc. Info.:	410-0074282-027				
Operator ID:	kas02648	Instrument ID:	15830		
Method:	\\chromfs\Lancaster\ChromData\15830\20221230-74282.b\MSVoa_15830_PT1.m				
Limit Group:	MSV - 8260C_D				
Last Update:	03-Jan-2023 17:42:28	Calib Date:	28-Sep-2022 19:40:09		
Integrator:	RTE	ID Type:	Deconvolution ID		
Quant Method:	Internal Standard	Quant By:	Initial Calibration		
Last ICal File:	\\chromfs\Lancaster\ChromData\15830\20220928-67446.b\FS28X15.D				
Column 1 :	Rxi-624Sil MS Capillary Column (0.25 mm)		Det: MS Quad		
Process Host:	CTX1622				

First Level Reviewer: USEJ Date: 03-Jan-2023 17:41:45

Compound	Sig	RT (min.)	Exp RT (min.)	Dlt RT (min.)	Q	Response	OnCol Amt ug/l	Flags
* 18 t-Butyl alcohol-d10 (IS)	65	2.397	2.404	-0.007	98	570471	250.0	
$ 38 Dibromofluoromethane (Surr)	113	3.776	3.780	-0.004	93	248484	54.2	
$ 43 1,2-Dichloroethane-d4 (Surr)	102	4.043	4.047	-0.004	97	68070	52.8	
44 Benzene	78	4.053	4.059	-0.006	93	23719	0.7114	
* 47 Fluorobenzene (IS)	96	4.304	4.310	-0.006	98	1097262	50.0	
$ 62 Toluene-d8 (Surr)	98	5.622	5.625	-0.003	94	1036846	47.5	
63 Toluene	92	5.680	5.680	0.000	98	5117	0.2485	
* 73 Chlorobenzene-d5 (IS)	117	6.641	6.644	-0.003	87	784570	50.0	
77 Ethylbenzene	91		6.731				ND	7
78 m-Xylene & p-Xylene	106		6.815				ND	7
79 o-Xylene	106	7.043	7.046	-0.003	98	4485	0.3137	
$ 83 4-Bromofluorobenzene (Surr)	95	7.361	7.365	-0.004	89	383664	44.8	
* 97 1,4-Dichlorobenzene-d4	152	8.004	8.005	-0.001	96	409785	50.0	
S 135 Xylenes, Total	106				0		0.3137	

QC Flag Legend

Processing Flags

7 - Failed Limit of Detection

Reagents:

MSV_HP28_ISSS_00005 Amount Added: 5.92 Units: uL Run Reagent

Report Date: 03-Jan-2023 17:44:08 Chrom Revision: 2.3 20-Dec-2022 14:14:06

Eurofins Lancaster Laboratories Environment Testing, LLC

Data File:	\\chromfs\Lancaster\ChromData\15830\20221230-74282.b\FD30X27.D				
Injection Date:	30-Dec-2022 22:20:30	Instrument ID:	15830	Operator ID:	kas02648
Lims ID:	410-110319-A-12	Lab Sample ID:	410-110319-12	Worklist Smp#:	27
Client ID:	MW-13S-20221220				
Purge Vol:	5.000 mL	Dil. Factor:	1.0000	ALS Bottle#:	0
Method:	MSVoa_15830_PT1	Limit Group:	MSV - 8260C_D		

Column: Rxi-624Sil MS Capillary Column (0.25 mm) Y Scaling: Method Defined: Scale to the Nth Largest Peak: 1

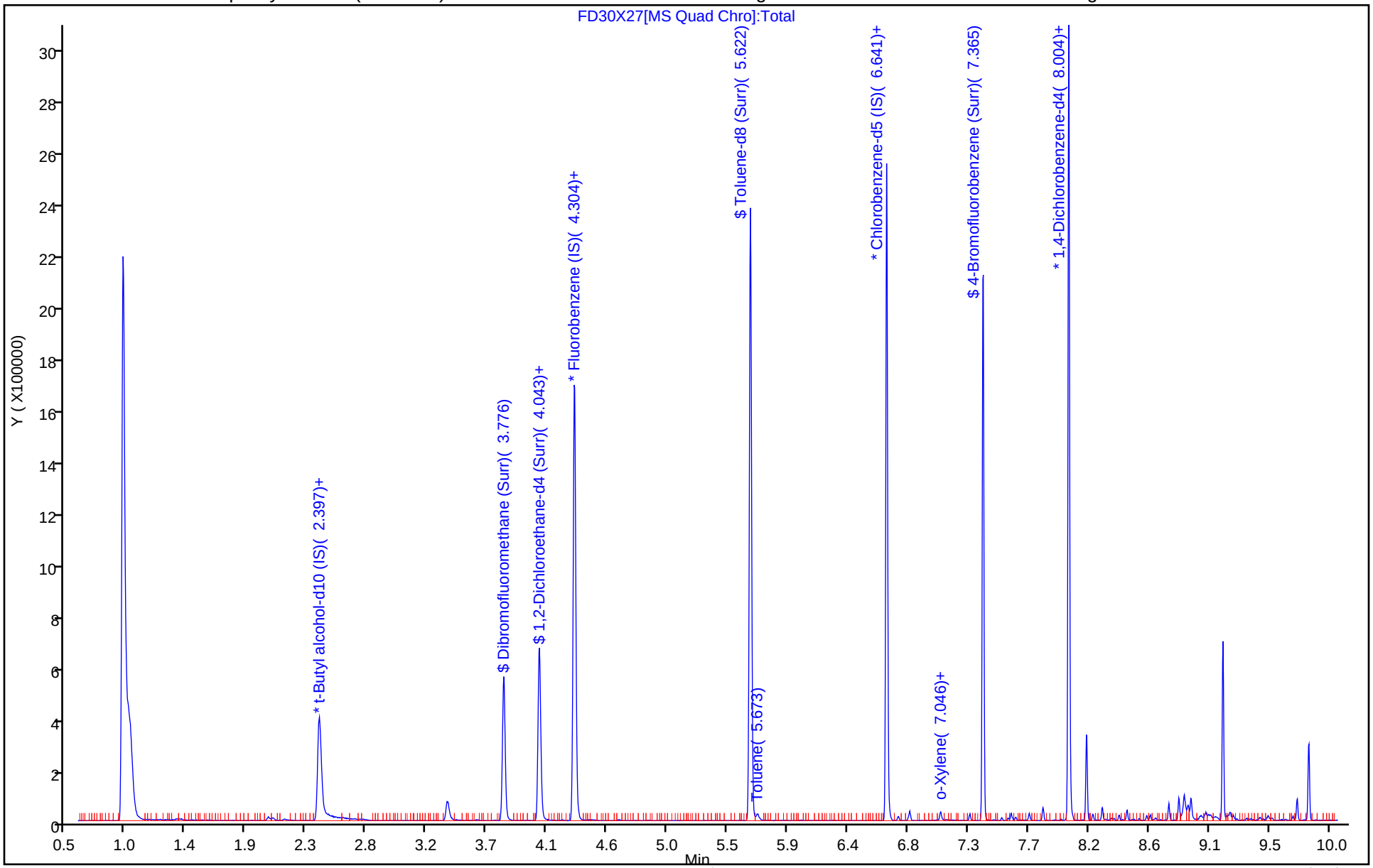

Eurofins Lancaster Laboratories Environment Testing, LLC

Recovery Report

Data File:	\\chromfs\Lancaster\ChromData\15830\20221230-74282.b\FD30X27.D				
Lims ID:	410-110319-A-12				
Client ID:	MW-13S-20221220				
Sample Type:	Client				
Inject. Date:	30-Dec-2022 22:20:30	ALS Bottle#:	0	Worklist Smp#:	27
Purge Vol:	5.000 mL	Dil. Factor:	1.0000		
Sample Info:					
Misc. Info.:	410-0074282-027				
Operator ID:	kas02648	Instrument ID:	15830		
Method:	\\chromfs\Lancaster\ChromData\15830\20221230-74282.b\MSVoa_15830_PT1.m				
Limit Group:	MSV - 8260C_D				
Last Update:	03-Jan-2023 17:42:28	Calib Date:	28-Sep-2022 19:40:09		
Integrator:	RTE	ID Type:	Deconvolution ID		
Quant Method:	Internal Standard	Quant By:	Initial Calibration		
Last ICal File:	\\chromfs\Lancaster\ChromData\15830\20220928-67446.b\FS28X15.D				
Column 1 :	Rxi-624Sil MS Capillary Column (0.25 mm)		Det: MS Quad		
Process Host:	CTX1622				

First Level Reviewer: USEJ Date: 03-Jan-2023 17:41:45

Compound	Amount Added	Amount Recovered	% Rec.
$ 38 Dibromofluoromethane (Surr)	50.0	54.2	108.42
$ 43 1,2-Dichloroethane-d4 (Surr)	50.0	52.8	105.54
$ 62 Toluene-d8 (Surr)	50.0	47.5	95.09
$ 83 4-Bromofluorobenzene (Surr)	50.0	44.8	89.56

Report Date: 03-Jan-2023 17:44:08 Chrom Revision: 2.3 20-Dec-2022 14:14:06

Eurofins Lancaster Laboratories Environment Testing, LLC

Data File:	\\chromfs\Lancaster\ChromData\15830\20221230-74282.b\FD30X27.D				
Injection Date:	30-Dec-2022 22:20:30	Instrument ID:	15830		
Lims ID:	410-110319-A-12	Lab Sample ID:	410-110319-12		
Client ID:	MW-13S-20221220				
Operator ID:	kas02648	ALS Bottle#:	0	Worklist Smp#:	27
Purge Vol:	5.000 mL	Dil. Factor:	1.0000		
Method:	MSVoa_15830_PT1	Limit Group:	MSV - 8260C_D		
Column:	Rxi-624Sil MS Capillary Column (0.25 mm)	Detector	MS Quad		

44 Benzene, CAS: 71-43-2

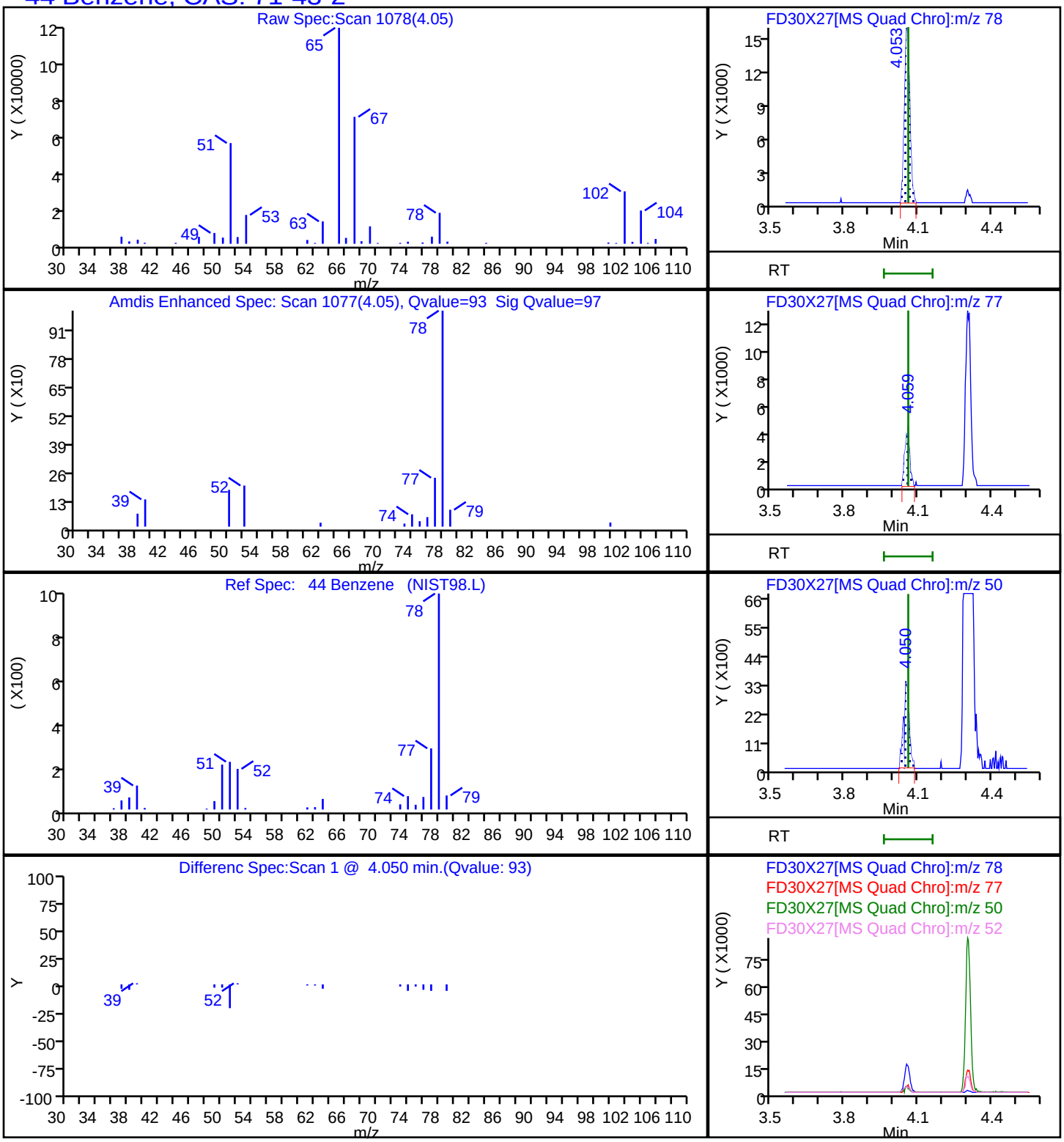

Report Date: 03-Jan-2023 17:44:08 Chrom Revision: 2.3 20-Dec-2022 14:14:06

Eurofins Lancaster Laboratories Environment Testing, LLC

Data File:	\\chromfs\Lancaster\ChromData\15830\20221230-74282.b\FD30X27.D				
Injection Date:	30-Dec-2022 22:20:30	Instrument ID:	15830		
Lims ID:	410-110319-A-12	Lab Sample ID:	410-110319-12		
Client ID:	MW-13S-20221220				
Operator ID:	kas02648	ALS Bottle#:	0	Worklist Smp#:	27
Purge Vol:	5.000 mL	Dil. Factor:	1.0000		
Method:	MSVoa_15830_PT1	Limit Group:	MSV - 8260C_D		
Column:	Rxi-624Sil MS Capillary Column (0.25 mm)	Detector	MS Quad		

63 Toluene, CAS: 108-88-3

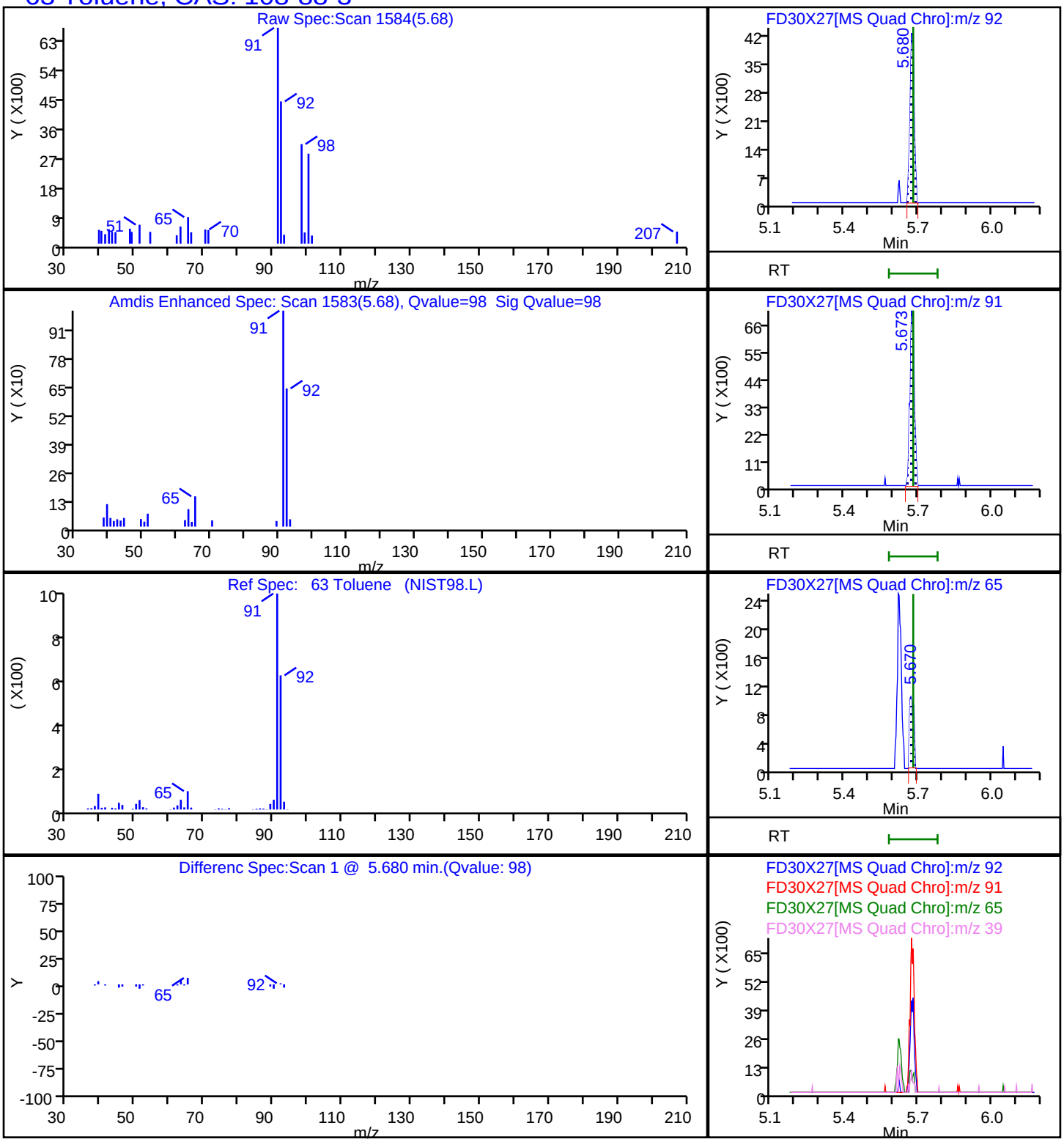

FORM I
GC/MS VOA ORGANICS ANALYSIS DATA SHEET

Lab Name: Eurofins Lancaster Laboratories Environment Testing, LLC
Job No.: 410-110319-1

SDG No.:

Client Sample ID: MW-13D-20221220
Lab Sample ID: 410-110319-13

Matrix: Groundwater
Lab File ID: FD30X28.D

Analysis Method: 8260D
Date Collected: 12/20/2022 16:01

Sample wt/vol: 5(mL)
Date Analyzed: 12/30/2022 22:46

Soil Aliquot Vol:
Dilution Factor: 1

Soil Extract Vol.:
GC Column: R-624SilMS 30m ID: 0.25(mm)

Purge Volume: 5.0(mL)
Heated Purge: (Y/N) N pH:

% Moisture: % Solids:
Level: (low/med) Low

Analysis Batch No.: 331543
Units: ug/L

CAS NO.	COMPOUND NAME	RESULT	Q	RL	MDL
71-43-2	Benzene	ND		1.0	0.30
100-41-4	Ethylbenzene	ND		1.0	0.40
108-88-3	Toluene	ND		1.0	0.20
1330-20-7	Xylenes, Total	ND		1.0	0.40

CAS NO.	SURROGATE	%REC	Q	LIMITS
17060-07-0	1,2-Dichloroethane-d4 (Surr)	105		80-120
460-00-4	4-Bromofluorobenzene (Surr)	91		80-120
1868-53-7	Dibromofluoromethane (Surr)	108		80-120
2037-26-5	Toluene-d8 (Surr)	96		80-120

Eurofins Lancaster Laboratories Environment Testing, LLC
Target Compound Quantitation Report

Data File:	\\chromfs\Lancaster\ChromData\15830\20221230-74282.b\FD30X28.D				
Lims ID:	410-110319-A-13				
Client ID:	MW-13D-20221220				
Sample Type:	Client				
Inject. Date:	30-Dec-2022 22:46:27	ALS Bottle#:	0	Worklist Smp#:	28
Purge Vol:	5.000 mL	Dil. Factor:	1.0000		
Sample Info:					
Misc. Info.:	410-0074282-028				
Operator ID:	kas02648	Instrument ID:	15830		

Method:	\\chromfs\Lancaster\ChromData\15830\20221230-74282.b\MSVoa_15830_PT1.m		
Limit Group:	MSV - 8260C_D		
Last Update:	03-Jan-2023 17:42:28	Calib Date:	28-Sep-2022 19:40:09
Integrator:	RTE	ID Type:	Deconvolution ID
Quant Method:	Internal Standard	Quant By:	Initial Calibration
Last ICal File:	\\chromfs\Lancaster\ChromData\15830\20220928-67446.b\FS28X15.D		

Column 1 :	Rxi-624Sil MS Capillary Column (0.25 mm)	Det: MS Quad	
Process Host:	CTX1622		

First Level Reviewer: USEJ Date: 03-Jan-2023 17:41:54

Compound	Sig	RT (min.)	Exp RT (min.)	Dlt RT (min.)	Q	Response	OnCol Amt ug/l	Flags
* 18 t-Butyl alcohol-d10 (IS)	65	2.391	2.404	-0.013	98	535167	250.0	
$ 38 Dibromofluoromethane (Surr)	113	3.773	3.780	-0.007	94	257017	53.9	
$ 43 1,2-Dichloroethane-d4 (Surr)	102	4.040	4.047	-0.007	97	70763	52.7	
44 Benzene	78		4.059				ND	7
* 47 Fluorobenzene (IS)	96	4.304	4.310	-0.006	98	1142241	50.0	
$ 62 Toluene-d8 (Surr)	98	5.622	5.625	-0.003	94	1082932	47.8	
63 Toluene	92		5.680				ND	7
* 73 Chlorobenzene-d5 (IS)	117	6.641	6.644	-0.003	87	815089	50.0	
77 Ethylbenzene	91		6.731				ND	7
78 m-Xylene & p-Xylene	106		6.815				ND	
79 o-Xylene	106		7.046				ND	
$ 83 4-Bromofluorobenzene (Surr)	95	7.362	7.365	-0.003	87	407013	45.7	
* 97 1,4-Dichlorobenzene-d4	152	8.005	8.005	0.000	96	421401	50.0	
S 135 Xylenes, Total	106		11.245				ND	7

QC Flag Legend

Processing Flags

7 - Failed Limit of Detection

Reagents:

MSV_HP28_ISSS_00005 Amount Added: 5.92 Units: uL Run Reagent

Report Date: 03-Jan-2023 17:44:10 Chrom Revision: 2.3 20-Dec-2022 14:14:06

Eurofins Lancaster Laboratories Environment Testing, LLC

Data File:	\\chromfs\Lancaster\ChromData\15830\20221230-74282.b\FD30X28.D				
Injection Date:	30-Dec-2022 22:46:27	Instrument ID:	15830	Operator ID:	kas02648
Lims ID:	410-110319-A-13	Lab Sample ID:	410-110319-13	Worklist Smp#:	28
Client ID:	MW-13D-20221220				
Purge Vol:	5.000 mL	Dil. Factor:	1.0000	ALS Bottle#:	0
Method:	MSVoa_15830_PT1	Limit Group:	MSV - 8260C_D		

Column: Rxi-624Sil MS Capillary Column (0.25 mm) Y Scaling: Method Defined: Scale to the Nth Largest Peak: 1

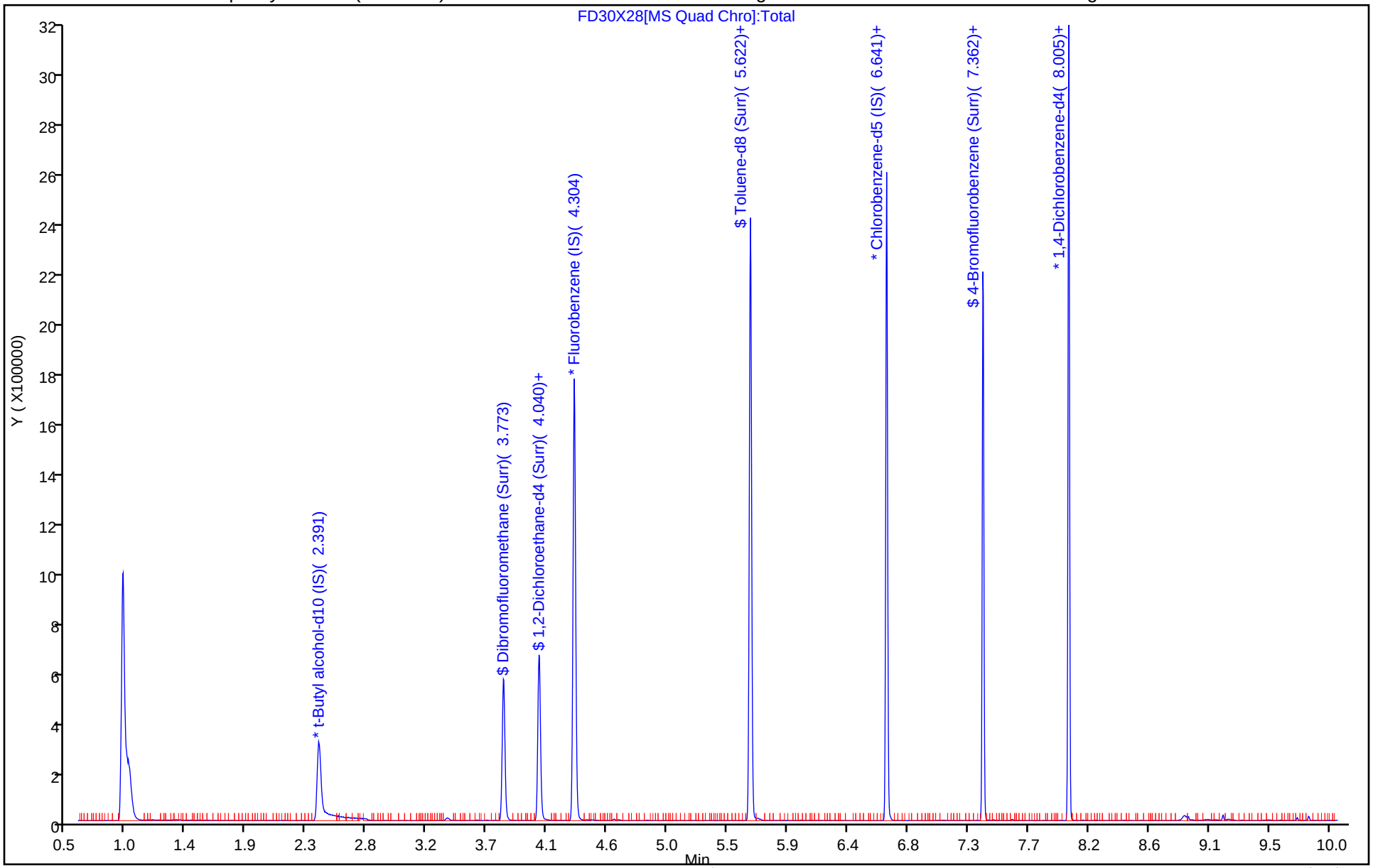

Eurofins Lancaster Laboratories Environment Testing, LLC

Recovery Report

Data File:	\\chromfs\Lancaster\ChromData\15830\20221230-74282.b\FD30X28.D				
Lims ID:	410-110319-A-13				
Client ID:	MW-13D-20221220				
Sample Type:	Client				
Inject. Date:	30-Dec-2022 22:46:27	ALS Bottle#:	0	Worklist Smp#:	28
Purge Vol:	5.000 mL	Dil. Factor:	1.0000		
Sample Info:					
Misc. Info.:	410-0074282-028				
Operator ID:	kas02648	Instrument ID:	15830		

Method:	\\chromfs\Lancaster\ChromData\15830\20221230-74282.b\MSVoa_15830_PT1.m		
Limit Group:	MSV - 8260C_D		
Last Update:	03-Jan-2023 17:42:28	Calib Date:	28-Sep-2022 19:40:09
Integrator:	RTE	ID Type:	Deconvolution ID
Quant Method:	Internal Standard	Quant By:	Initial Calibration
Last ICal File:	\\chromfs\Lancaster\ChromData\15830\20220928-67446.b\FS28X15.D		

Column 1 :	Rxi-624Sil MS Capillary Column (0.25 mm)	Det: MS Quad
Process Host:	CTX1622	

First Level Reviewer: USEJ Date: 03-Jan-2023 17:41:54

Compound	Amount Added	Amount Recovered	% Rec.
$ 38 Dibromofluoromethane (Surr)	50.0	53.9	107.72
$ 43 1,2-Dichloroethane-d4 (Surr)	50.0	52.7	105.40
$ 62 Toluene-d8 (Surr)	50.0	47.8	95.60
$ 83 4-Bromofluorobenzene (Surr)	50.0	45.7	91.45

FORM I
GC/MS VOA ORGANICS ANALYSIS DATA SHEET

Lab Name: Eurofins Lancaster Laboratories Environment Testing, LLC
Job No.: 410-110319-1

SDG No.:

Client Sample ID: DUP-20221220
Lab Sample ID: 410-110319-14

Matrix: Groundwater
Lab File ID: FD30X29.D

Analysis Method: 8260D
Date Collected: 12/20/2022 00:00

Sample wt/vol: 5(mL)
Date Analyzed: 12/30/2022 23:12

Soil Aliquot Vol:
Dilution Factor: 1

Soil Extract Vol.:
GC Column: R-624SilMS 30m ID: 0.25(mm)

Purge Volume: 5.0(mL)
Heated Purge: (Y/N) N pH:

% Moisture: % Solids:
Level: (low/med) Low

Analysis Batch No.: 331543
Units: ug/L

CAS NO.	COMPOUND NAME	RESULT	Q	RL	MDL
71-43-2	Benzene	0.75	J	1.0	0.30
100-41-4	Ethylbenzene	1.6		1.0	0.40
108-88-3	Toluene	0.56	J	1.0	0.20
1330-20-7	Xylenes, Total	1.5		1.0	0.40

CAS NO.	SURROGATE	%REC	Q	LIMITS
17060-07-0	1,2-Dichloroethane-d4 (Surr)	108		80-120
460-00-4	4-Bromofluorobenzene (Surr)	92		80-120
1868-53-7	Dibromofluoromethane (Surr)	112		80-120
2037-26-5	Toluene-d8 (Surr)	95		80-120

Eurofins Lancaster Laboratories Environment Testing, LLC
Target Compound Quantitation Report

Data File:	\\chromfs\Lancaster\ChromData\15830\20221230-74282.b\FD30X29.D				
Lims ID:	410-110319-A-14				
Client ID:	DUP-20221220				
Sample Type:	Client				
Inject. Date:	30-Dec-2022 23:12:20	ALS Bottle#:	0	Worklist Smp#:	29
Purge Vol:	5.000 mL	Dil. Factor:	1.0000		
Sample Info:					
Misc. Info.:	410-0074282-029				
Operator ID:	kas02648	Instrument ID:	15830		

Method:	\\chromfs\Lancaster\ChromData\15830\20221230-74282.b\MSVoa_15830_PT1.m		
Limit Group:	MSV - 8260C_D		
Last Update:	03-Jan-2023 17:42:28	Calib Date:	28-Sep-2022 19:40:09
Integrator:	RTE	ID Type:	Deconvolution ID
Quant Method:	Internal Standard	Quant By:	Initial Calibration
Last ICal File:	\\chromfs\Lancaster\ChromData\15830\20220928-67446.b\FS28X15.D		

Column 1 :	Rxi-624Sil MS Capillary Column (0.25 mm)	Det: MS Quad
Process Host:	CTX1622	

First Level Reviewer: USEJ Date: 03-Jan-2023 17:42:15

Compound	Sig	RT (min.)	Exp RT (min.)	Dlt RT (min.)	Q	Response	OnCol Amt ug/l	Flags
* 18 t-Butyl alcohol-d10 (IS)	65	2.400	2.404	-0.004	98	493650	250.0	
$ 38 Dibromofluoromethane (Surr)	113	3.780	3.780	0.000	93	251513	56.0	
$ 43 1,2-Dichloroethane-d4 (Surr)	102	4.047	4.047	0.000	97	68149	53.9	
44 Benzene	78	4.056	4.059	-0.003	94	24581	0.7521	
* 47 Fluorobenzene (IS)	96	4.307	4.310	-0.003	98	1075607	50.0	
$ 62 Toluene-d8 (Surr)	98	5.625	5.625	0.000	94	999746	47.4	
63 Toluene	92	5.677	5.680	-0.003	97	11111	0.5578	
* 73 Chlorobenzene-d5 (IS)	117	6.641	6.644	-0.003	87	758817	50.0	
77 Ethylbenzene	91	6.728	6.731	-0.003	99	59545	1.55	
78 m-Xylene & p-Xylene	106	6.812	6.815	-0.003	98	21303	1.50	
79 o-Xylene	106	7.046	7.046	0.000	97	21306	1.54	
$ 83 4-Bromofluorobenzene (Surr)	95	7.362	7.365	-0.003	87	380088	45.9	
* 97 1,4-Dichlorobenzene-d4	152	8.005	8.005	0.000	96	398682	50.0	
S 135 Xylenes, Total	106				0		3.04	

QC Flag Legend

Processing Flags

Reagents:

MSV_HP28_ISSS_00005 Amount Added: 5.92 Units: uL Run Reagent

Report Date: 03-Jan-2023 17:44:12 Chrom Revision: 2.3 20-Dec-2022 14:14:06

Eurofins Lancaster Laboratories Environment Testing, LLC

Data File:	\\chromfs\Lancaster\ChromData\15830\20221230-74282.b\FD30X29.D				
Injection Date:	30-Dec-2022 23:12:20	Instrument ID:	15830	Operator ID:	kas02648
Lims ID:	410-110319-A-14	Lab Sample ID:	410-110319-14	Worklist Smp#:	29
Client ID:	DUP-20221220				
Purge Vol:	5.000 mL	Dil. Factor:	1.0000	ALS Bottle#:	0
Method:	MSVoa_15830_PT1	Limit Group:	MSV - 8260C_D		

Column: Rxi-624Sil MS Capillary Column (0.25 mm) Y Scaling: Method Defined: Scale to the Nth Largest Peak: 1

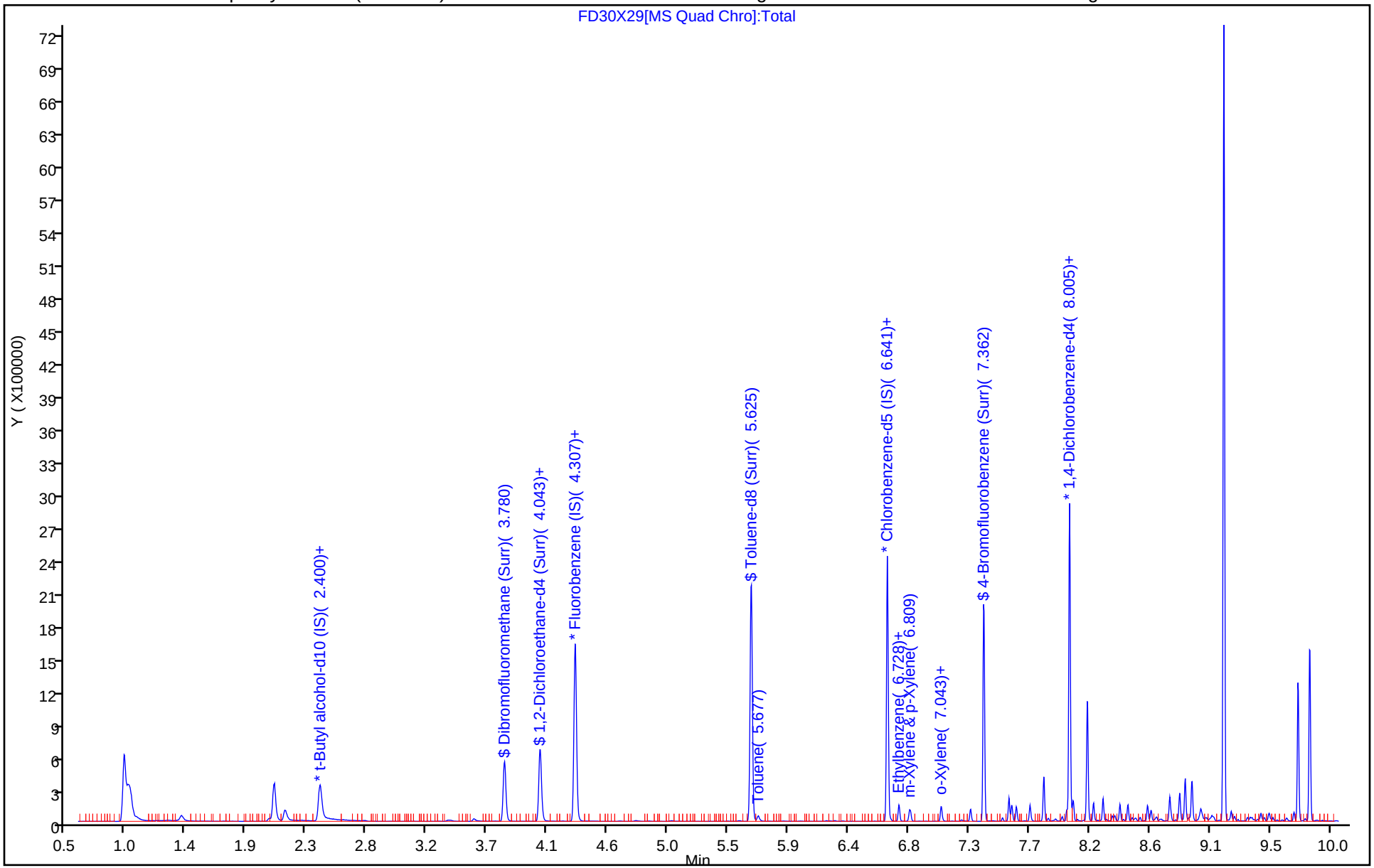

Eurofins Lancaster Laboratories Environment Testing, LLC

Recovery Report

Data File:	\\chromfs\Lancaster\ChromData\15830\20221230-74282.b\FD30X29.D				
Lims ID:	410-110319-A-14				
Client ID:	DUP-20221220				
Sample Type:	Client				
Inject. Date:	30-Dec-2022 23:12:20	ALS Bottle#:	0	Worklist Smp#:	29
Purge Vol:	5.000 mL	Dil. Factor:	1.0000		
Sample Info:					
Misc. Info.:	410-0074282-029				
Operator ID:	kas02648	Instrument ID:	15830		

Method:	\\chromfs\Lancaster\ChromData\15830\20221230-74282.b\MSVoa_15830_PT1.m		
Limit Group:	MSV - 8260C_D		
Last Update:	03-Jan-2023 17:42:28	Calib Date:	28-Sep-2022 19:40:09
Integrator:	RTE	ID Type:	Deconvolution ID
Quant Method:	Internal Standard	Quant By:	Initial Calibration
Last ICal File:	\\chromfs\Lancaster\ChromData\15830\20220928-67446.b\FS28X15.D		

Column 1 :	Rxi-624Sil MS Capillary Column (0.25 mm)	Det: MS Quad
Process Host:	CTX1622	

First Level Reviewer: USEJ Date: 03-Jan-2023 17:42:15

Compound	Amount Added	Amount Recovered	% Rec.
$ 38 Dibromofluoromethane (Surr)	50.0	56.0	111.95
$ 43 1,2-Dichloroethane-d4 (Surr)	50.0	53.9	107.79
$ 62 Toluene-d8 (Surr)	50.0	47.4	94.80
$ 83 4-Bromofluorobenzene (Surr)	50.0	45.9	91.73

Report Date: 03-Jan-2023 17:44:12 Chrom Revision: 2.3 20-Dec-2022 14:14:06

Eurofins Lancaster Laboratories Environment Testing, LLC

Data File:	\\chromfs\Lancaster\ChromData\15830\20221230-74282.b\FD30X29.D				
Injection Date:	30-Dec-2022 23:12:20	Instrument ID:	15830		
Lims ID:	410-110319-A-14	Lab Sample ID:	410-110319-14		
Client ID:	DUP-20221220				
Operator ID:	kas02648	ALS Bottle#:	0	Worklist Smp#:	29
Purge Vol:	5.000 mL	Dil. Factor:	1.0000		
Method:	MSVoa_15830_PT1	Limit Group:	MSV - 8260C_D		
Column:	Rxi-624Sil MS Capillary Column (0.25 mm)	Detector	MS Quad		

44 Benzene, CAS: 71-43-2

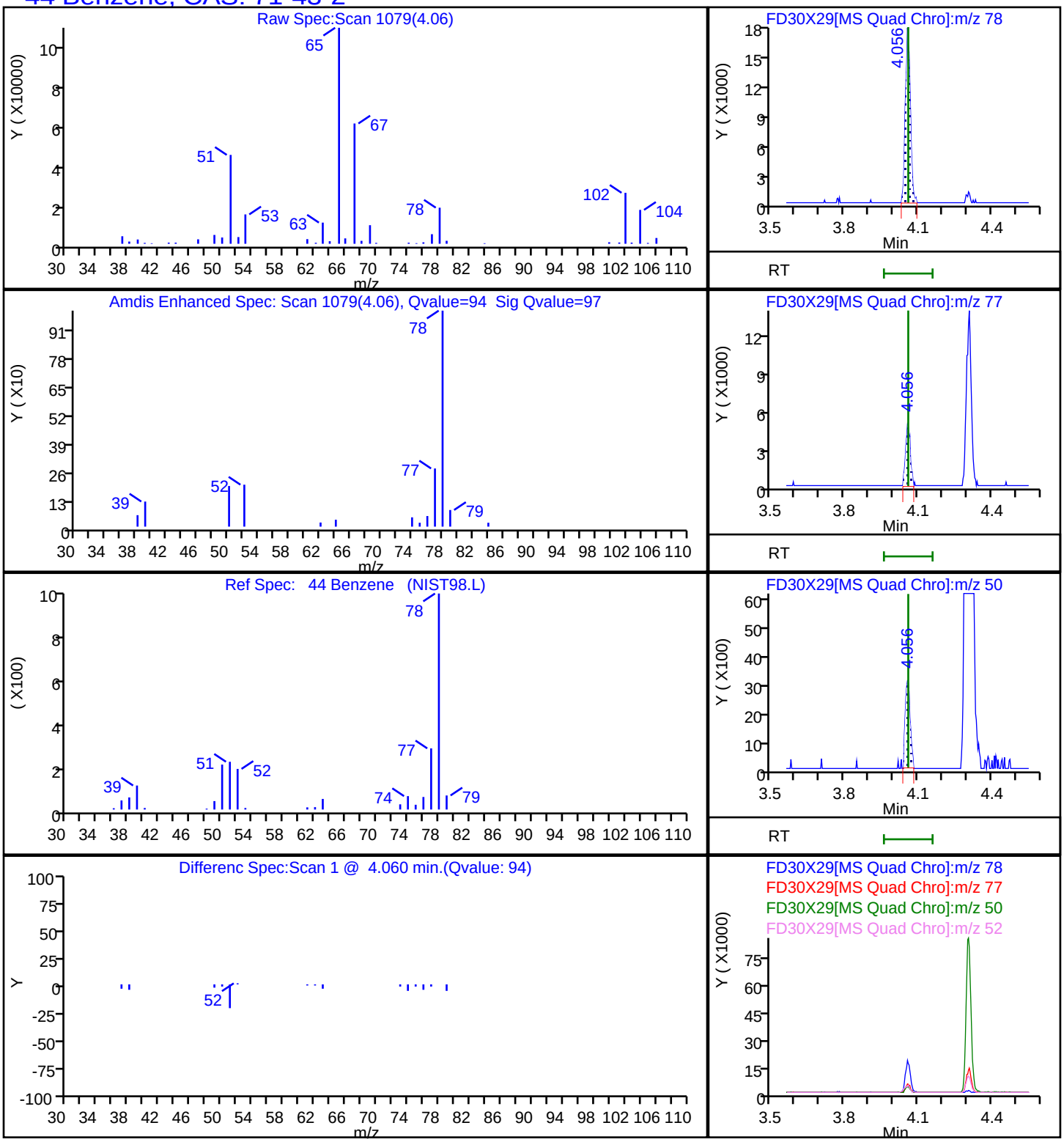

Report Date: 03-Jan-2023 17:44:12 Chrom Revision: 2.3 20-Dec-2022 14:14:06

Eurofins Lancaster Laboratories Environment Testing, LLC

Data File:	\\chromfs\Lancaster\ChromData\15830\20221230-74282.b\FD30X29.D				
Injection Date:	30-Dec-2022 23:12:20	Instrument ID:	15830		
Lims ID:	410-110319-A-14	Lab Sample ID:	410-110319-14		
Client ID:	DUP-20221220				
Operator ID:	kas02648	ALS Bottle#:	0	Worklist Smp#:	29
Purge Vol:	5.000 mL	Dil. Factor:	1.0000		
Method:	MSVoa_15830_PT1	Limit Group:	MSV - 8260C_D		
Column:	Rxi-624Sil MS Capillary Column (0.25 mm)	Detector	MS Quad		

77 Ethylbenzene, CAS: 100-41-4

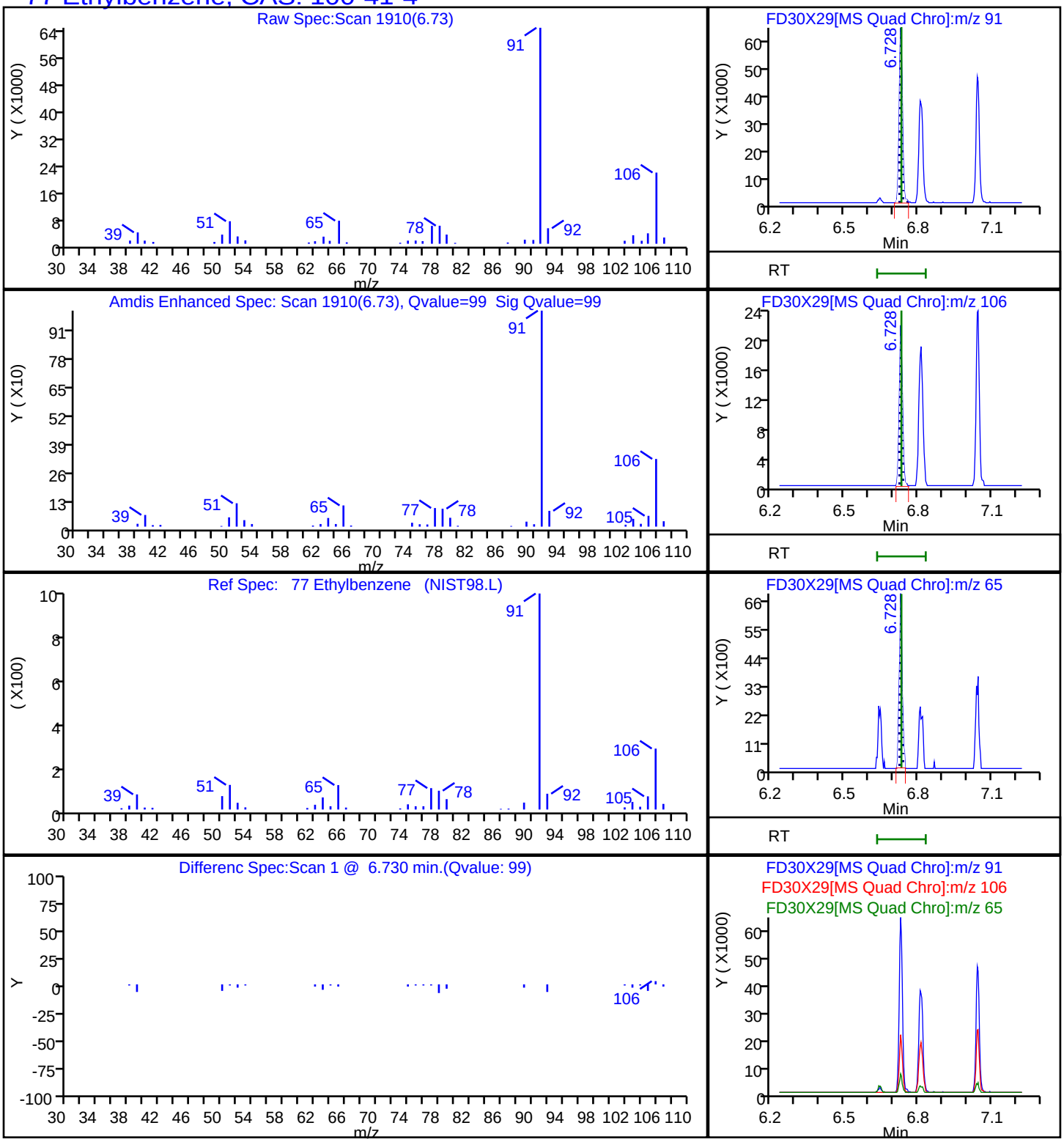

Report Date: 03-Jan-2023 17:44:12 Chrom Revision: 2.3 20-Dec-2022 14:14:06

Eurofins Lancaster Laboratories Environment Testing, LLC

Data File:	\\chromfs\Lancaster\ChromData\15830\20221230-74282.b\FD30X29.D				
Injection Date:	30-Dec-2022 23:12:20	Instrument ID:	15830		
Lims ID:	410-110319-A-14	Lab Sample ID:	410-110319-14		
Client ID:	DUP-20221220				
Operator ID:	kas02648	ALS Bottle#:	0	Worklist Smp#:	29
Purge Vol:	5.000 mL	Dil. Factor:	1.0000		
Method:	MSVoa_15830_PT1	Limit Group:	MSV - 8260C_D		
Column:	Rxi-624Sil MS Capillary Column (0.25 mm)	Detector	MS Quad		

63 Toluene, CAS: 108-88-3

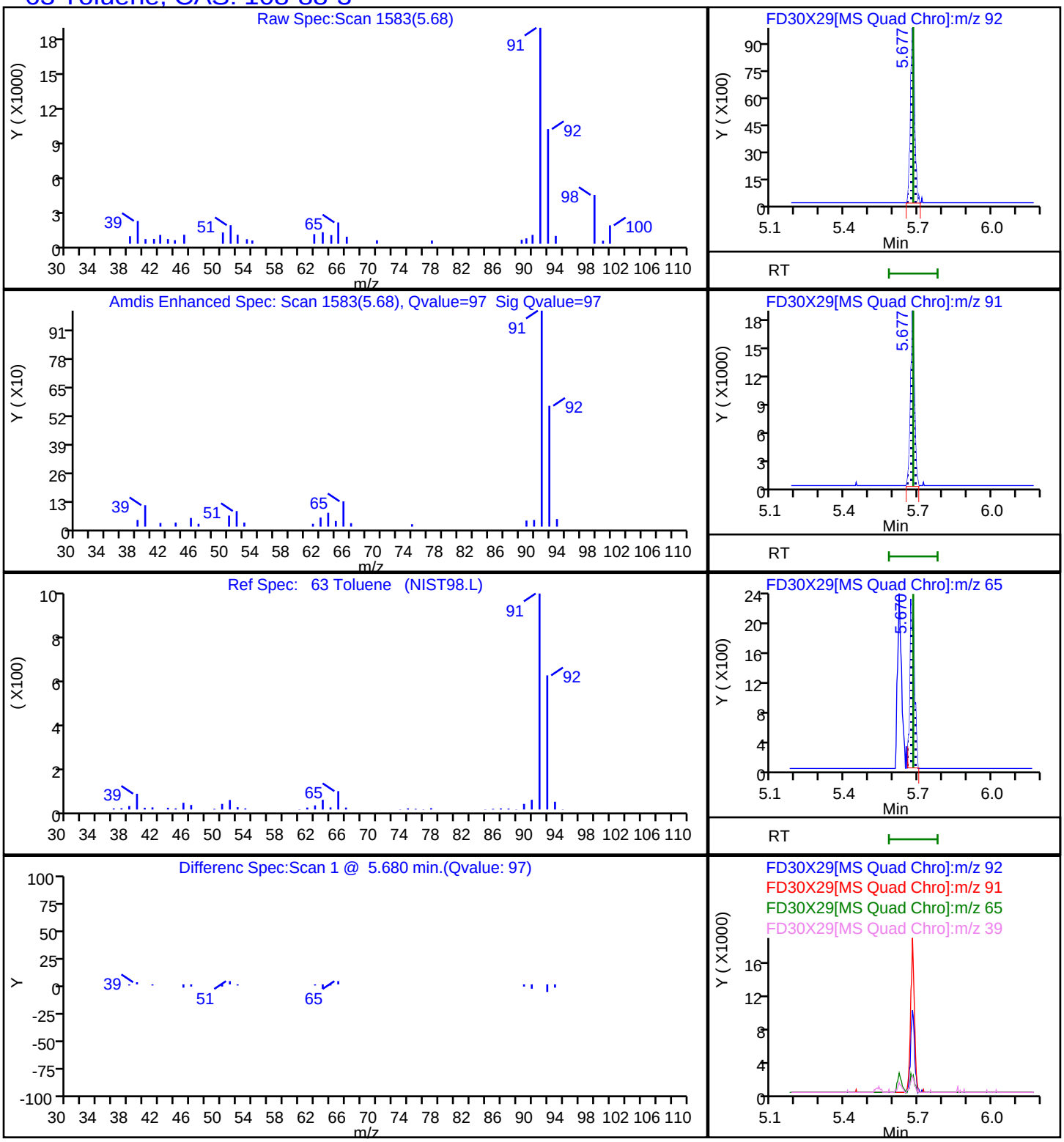

Report Date: 03-Jan-2023 17:44:12 Chrom Revision: 2.3 20-Dec-2022 14:14:06

Eurofins Lancaster Laboratories Environment Testing, LLC

Data File:	\\chromfs\Lancaster\ChromData\15830\20221230-74282.b\FD30X29.D				
Injection Date:	30-Dec-2022 23:12:20	Instrument ID:	15830		
Lims ID:	410-110319-A-14	Lab Sample ID:	410-110319-14		
Client ID:	DUP-20221220				
Operator ID:	kas02648	ALS Bottle#:	0	Worklist Smp#:	29
Purge Vol:	5.000 mL	Dil. Factor:	1.0000		
Method:	MSVoa_15830_PT1	Limit Group:	MSV - 8260C_D		
Column:	Rxi-624Sil MS Capillary Column (0.25 mm)	Detector	MS Quad		

78 m-Xylene & p-Xylene, CAS: 179601-23-1

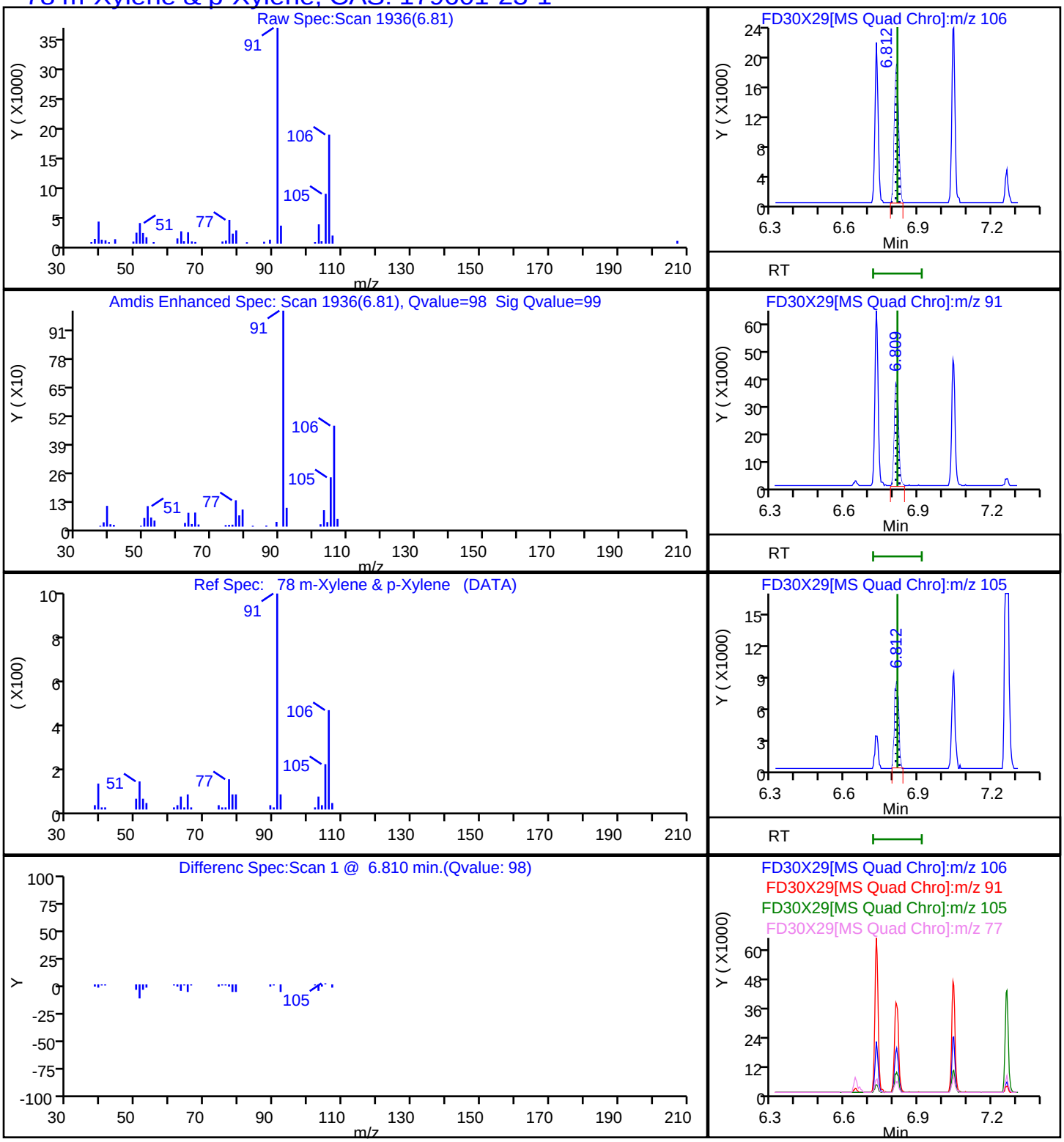

Report Date: 03-Jan-2023 17:44:12 Chrom Revision: 2.3 20-Dec-2022 14:14:06

Eurofins Lancaster Laboratories Environment Testing, LLC

Data File:	\\chromfs\Lancaster\ChromData\15830\20221230-74282.b\FD30X29.D				
Injection Date:	30-Dec-2022 23:12:20	Instrument ID:	15830		
Lims ID:	410-110319-A-14	Lab Sample ID:	410-110319-14		
Client ID:	DUP-20221220				
Operator ID:	kas02648	ALS Bottle#:	0	Worklist Smp#:	29
Purge Vol:	5.000 mL	Dil. Factor:	1.0000		
Method:	MSVoa_15830_PT1	Limit Group:	MSV - 8260C_D		
Column:	Rxi-624Sil MS Capillary Column (0.25 mm)	Detector	MS Quad		

79 o-Xylene, CAS: 95-47-6

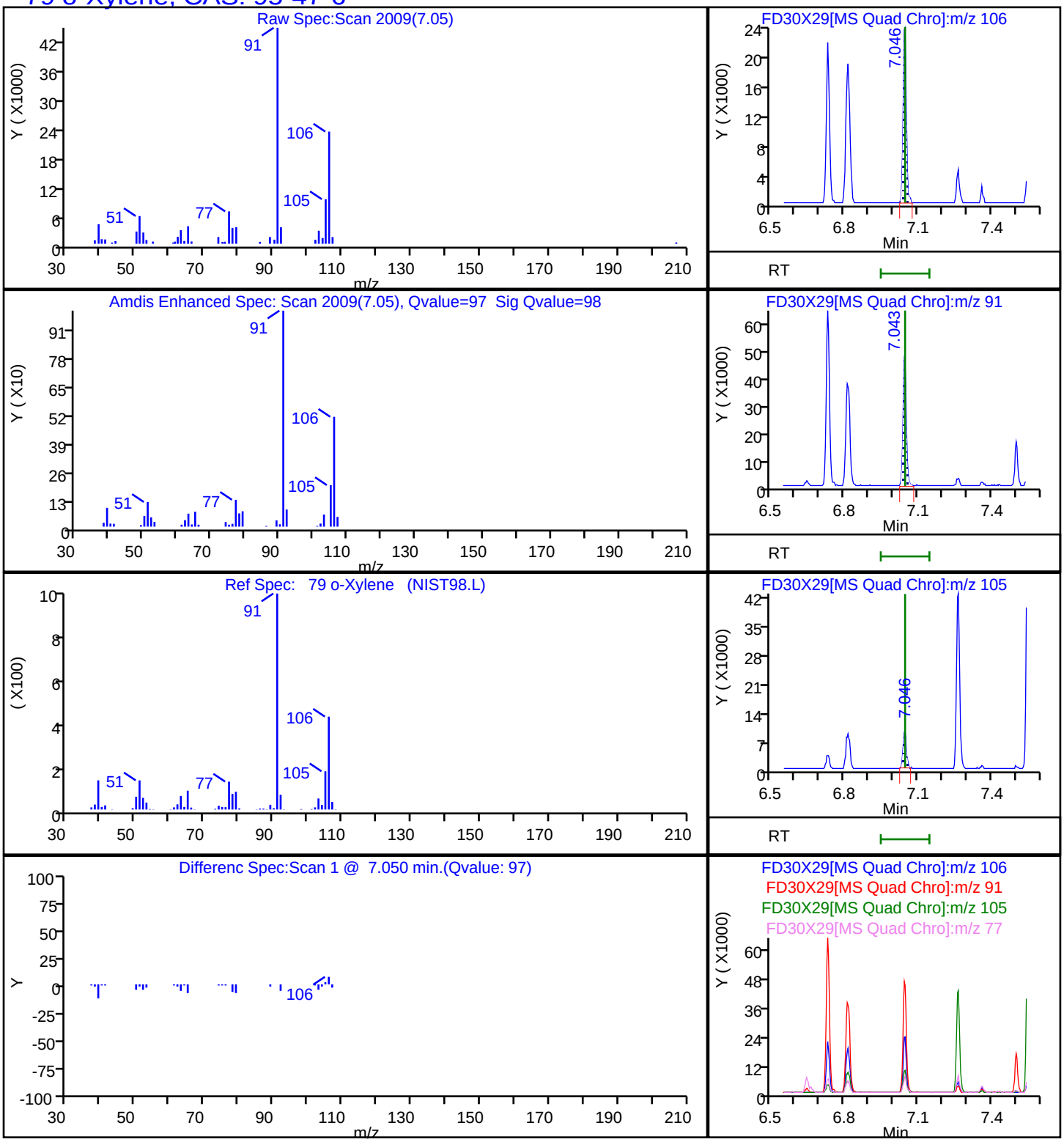

FORM I
GC/MS VOA ORGANICS ANALYSIS DATA SHEET

Lab Name: Eurofins Lancaster Laboratories Environment Testing, LLC
Job No.: 410-110319-1

SDG No.:

Client Sample ID: TripBlank-20221220
Lab Sample ID: 410-110319-15

Matrix: Water
Lab File ID: FD30X10.D

Analysis Method: 8260D
Date Collected: 12/20/2022 00:00

Sample wt/vol: 5(mL)
Date Analyzed: 12/30/2022 15:00

Soil Aliquot Vol:
Dilution Factor: 1

Soil Extract Vol.:
GC Column: R-624SilMS 30m ID: 0.25(mm)

Purge Volume: 5.0(mL)
Heated Purge: (Y/N) N pH:

% Moisture: % Solids:
Level: (low/med) Low

Analysis Batch No.: 331543
Units: ug/L

CAS NO.	COMPOUND NAME	RESULT	Q	RL	MDL
71-43-2	Benzene	ND		1.0	0.30
100-41-4	Ethylbenzene	ND		1.0	0.40
108-88-3	Toluene	ND		1.0	0.20
1330-20-7	Xylenes, Total	ND		1.0	0.40

CAS NO.	SURROGATE	%REC	Q	LIMITS
17060-07-0	1,2-Dichloroethane-d4 (Surr)	98		80-120
460-00-4	4-Bromofluorobenzene (Surr)	91		80-120
1868-53-7	Dibromofluoromethane (Surr)	106		80-120
2037-26-5	Toluene-d8 (Surr)	98		80-120

Eurofins Lancaster Laboratories Environment Testing, LLC
Target Compound Quantitation Report

Data File:	\\chromfs\Lancaster\ChromData\15830\20221230-74282.b\FD30X10.D				
Lims ID:	410-110319-A-15				
Client ID:	TripBlank-20221220				
Sample Type:	Client				
Inject. Date:	30-Dec-2022 15:00:39	ALS Bottle#:	0	Worklist Smp#:	10
Purge Vol:	5.000 mL	Dil. Factor:	1.0000		
Sample Info:					
Misc. Info.:	410-0074282-010				
Operator ID:	kas02648	Instrument ID:	15830		
Method:	\\chromfs\Lancaster\ChromData\15830\20221230-74282.b\MSVoa_15830_PT1.m				
Limit Group:	MSV - 8260C_D				
Last Update:	03-Jan-2023 17:42:28	Calib Date:	28-Sep-2022 19:40:09		
Integrator:	RTE	ID Type:	Deconvolution ID		
Quant Method:	Internal Standard	Quant By:	Initial Calibration		
Last ICal File:	\\chromfs\Lancaster\ChromData\15830\20220928-67446.b\FS28X15.D				
Column 1 :	Rxi-624Sil MS Capillary Column (0.25 mm)		Det: MS Quad		
Process Host:	CTX1622				

First Level Reviewer: USEJ Date: 03-Jan-2023 16:59:05

Compound	Sig	RT (min.)	Exp RT (min.)	Dlt RT (min.)	Q	Response	OnCol Amt ug/l	Flags
* 18 t-Butyl alcohol-d10 (IS)	65	2.390	2.404	-0.014	97	339044	250.0	
$ 38 Dibromofluoromethane (Surr)	113	3.776	3.780	-0.004	93	254903	53.1	
$ 43 1,2-Dichloroethane-d4 (Surr)	102	4.043	4.047	-0.004	97	66039	48.9	
44 Benzene	78		4.059				ND	7
* 47 Fluorobenzene (IS)	96	4.304	4.310	-0.006	99	1149491	50.0	
$ 62 Toluene-d8 (Surr)	98	5.622	5.625	-0.003	94	1088776	49.1	
63 Toluene	92		5.680				ND	7
* 73 Chlorobenzene-d5 (IS)	117	6.641	6.644	-0.003	88	797428	50.0	
77 Ethylbenzene	91		6.731				ND	7
78 m-Xylene & p-Xylene	106		6.815				ND	
79 o-Xylene	106		7.046				ND	
$ 83 4-Bromofluorobenzene (Surr)	95	7.361	7.365	-0.004	88	398295	45.7	
* 97 1,4-Dichlorobenzene-d4	152	8.004	8.005	-0.001	97	416730	50.0	
S 135 Xylenes, Total	106		11.245				ND	7

QC Flag Legend

Processing Flags

7 - Failed Limit of Detection

Reagents:

MSV_HP28_ISSS_00005 Amount Added: 5.92 Units: uL Run Reagent

Report Date: 03-Jan-2023 17:43:34 Chrom Revision: 2.3 20-Dec-2022 14:14:06

Eurofins Lancaster Laboratories Environment Testing, LLC

Data File:	\\chromfs\Lancaster\ChromData\15830\20221230-74282.b\FD30X10.D				
Injection Date:	30-Dec-2022 15:00:39	Instrument ID:	15830	Operator ID:	kas02648
Lims ID:	410-110319-A-15	Lab Sample ID:	410-110319-15	Worklist Smp#:	10
Client ID:	TripBlank-20221220				
Purge Vol:	5.000 mL	Dil. Factor:	1.0000	ALS Bottle#:	0
Method:	MSVoa_15830_PT1	Limit Group:	MSV - 8260C_D		

Column: Rxi-624Sil MS Capillary Column (0.25 mm) Y Scaling: Method Defined: Scale to the Nth Largest Peak: 1

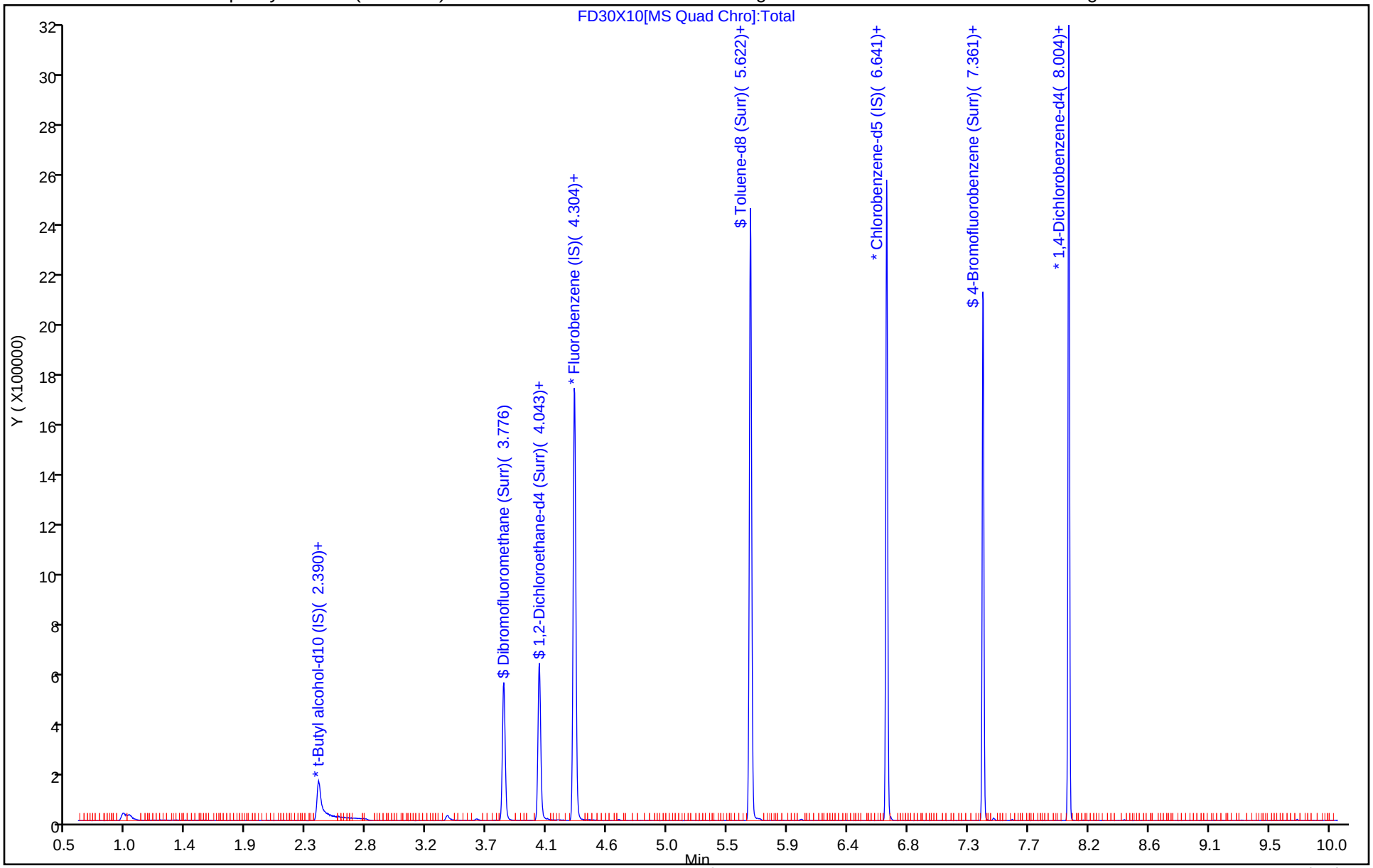

Eurofins Lancaster Laboratories Environment Testing, LLC

Recovery Report

Data File:	\\chromfs\Lancaster\ChromData\15830\20221230-74282.b\FD30X10.D				
Lims ID:	410-110319-A-15				
Client ID:	TripBlank-20221220				
Sample Type:	Client				
Inject. Date:	30-Dec-2022 15:00:39	ALS Bottle#:	0	Worklist Smp#:	10
Purge Vol:	5.000 mL	Dil. Factor:	1.0000		
Sample Info:					
Misc. Info.:	410-0074282-010				
Operator ID:	kas02648	Instrument ID:	15830		

Method:	\\chromfs\Lancaster\ChromData\15830\20221230-74282.b\MSVoa_15830_PT1.m		
Limit Group:	MSV - 8260C_D		
Last Update:	03-Jan-2023 17:42:28	Calib Date:	28-Sep-2022 19:40:09
Integrator:	RTE	ID Type:	Deconvolution ID
Quant Method:	Internal Standard	Quant By:	Initial Calibration
Last ICal File:	\\chromfs\Lancaster\ChromData\15830\20220928-67446.b\FS28X15.D		

Column 1 :	Rxi-624Sil MS Capillary Column (0.25 mm)	Det: MS Quad	
Process Host:	CTX1622		

First Level Reviewer: USEJ Date: 03-Jan-2023 16:59:05

Compound	Amount Added	Amount Recovered	% Rec.
$ 38 Dibromofluoromethane (Surr)	50.0	53.1	106.16
$ 43 1,2-Dichloroethane-d4 (Surr)	50.0	48.9	97.74
$ 62 Toluene-d8 (Surr)	50.0	49.1	98.25
$ 83 4-Bromofluorobenzene (Surr)	50.0	45.7	91.47

FORM VI
GC/MS VOA BY INTERNAL STANDARD - INITIAL CALIBRATION DATA
CURVE EVALUATION

Lab Name: Eurofins Lancaster Laboratories Environment Testing, LLC Job No.: 410-110319-1 Analy Batch No.: 300915

SDG No.:

Instrument ID: 15830 GC Column: R-624SilMS 3 ID: 0.25(mm) Heated Purge: (Y/N) N

Calibration Start Date: 09/28/2022 17:03 Calibration End Date: 09/28/2022 19:40 Calibration ID: 42606

Calibration Files

LEVEL:	LAB SAMPLE ID:	LAB FILE ID:
Level 1	IC 410-300915/3	FS28X03.D
Level 2	IC 410-300915/4	FS28X05.D
Level 3	IC 410-300915/5	FS28X07.D
Level 4	IC 410-300915/6	FS28X09.D
Level 5	ICIS 410-300915/7	FS28X11.D
Level 6	IC 410-300915/8	FS28X13.D
Level 7	IC 410-300915/9	FS28X15.D

ANALYTE	RRF					CURVE TYPE	COEFFICIENT			#	MIN RRF	%RSD /RSE	#	MAX %RSD /RSE	R^2 OR COD	#	MIN R^2 OR COD
	LVL 1 LVL 6	LVL 2 LVL 7	LVL 3	LVL 4	LVL 5		B	M1	M2								
Dichlorodifluoromethane	0.3160 0.3960	0.4326 0.3785	0.4603	0.4629	0.4198	Ave		0.4094			0.1000	12.6		20.0			
Chloromethane	0.5427 0.5162	0.5932 0.5392	0.6160	0.6005	0.5393	Ave		0.5639			0.1000	6.8		20.0			
Vinyl chloride	0.3924 0.4036	0.4691 0.4055	0.4997	0.4843	0.4284	Ave		0.4404			0.1000	9.8		20.0			
Bromomethane	0.2530 0.2365	0.2714 0.2270	0.2791	0.2796	0.2470	Ave		0.2562			0.1000	8.2		20.0			
Chloroethane	0.2741 0.2514	0.3048 0.2456	0.3028	0.3011	0.2689	Ave		0.2784			0.1000	8.9		20.0			
Trichlorofluoromethane	0.4176 0.4776	0.5249 0.4596	0.5724	0.5614	0.5075	Ave		0.5030			0.1000	11.1		20.0			
n-Pentane	0.6677 0.7104	0.8044 0.6830	0.8304	0.8018	0.7519	Ave		0.7500				8.6		20.0			
Acrolein	1.4588 1.4419	1.4982 1.4713	1.7297	1.6655	1.5075	Ave		1.5390				7.3		20.0			
1,1-Dichloroethene	0.2877 0.2731	0.3043 0.2710	0.3139	0.2984	0.2852	Ave		0.2905			0.1000	5.5		20.0			
Freon 113	0.2444 0.2668	0.2813 0.2638	0.3001	0.2936	0.2806	Ave		0.2758			0.1000	6.9		20.0			
Acetone	0.7639 0.7670	0.8094 0.7508	0.7440	0.6894	0.7217	Ave		0.7495			0.1000	5.0		20.0			
Methyl iodide	0.3829 0.3993	0.4266 0.3948	0.4321	0.4290	0.4082	Ave		0.4104				4.7		20.0			
Carbon disulfide	0.8598 0.8845	0.9879 0.8823	1.0056	0.9597	0.9132	Ave		0.9276			0.1000	6.1		20.0			

Note: The M1 coefficient is the same as Ave RRF for an Ave curve type. RSD is calculated for Ave curve types. RSE is used for all other types.

FORM VI
GC/MS VOA BY INTERNAL STANDARD - INITIAL CALIBRATION DATA
CURVE EVALUATION

Lab Name: Eurofins Lancaster Laboratories Environment Testing, LLC Job No.: 410-110319-1 Analy Batch No.: 300915

SDG No.:

Instrument ID: 15830 GC Column: R-624SilMS 3 ID: 0.25(mm) Heated Purge: (Y/N) N

Calibration Start Date: 09/28/2022 17:03 Calibration End Date: 09/28/2022 19:40 Calibration ID: 42606

ANALYTE	RRF					CURVE TYPE	COEFFICIENT			#	MIN RRF	%RSD /RSE	#	MAX %RSD /RSE	R^2 OR COD	#	MIN R^2 OR COD
	LVL 1 LVL 6	LVL 2 LVL 7	LVL 3	LVL 4	LVL 5		B	M1	M2								
2-Propanol	0.8947 0.7966	0.8325 0.7595	0.7850	0.7632	0.7427	Ave		0.7963				6.6		20.0			
Allyl chloride	0.7164 0.6874	0.7498 0.6883	0.7685	0.7473	0.7031	Ave		0.7230				4.5		20.0			
Methyl acetate	0.6924 0.5821	0.5701 0.6036	0.6035	0.6477	0.5914	Ave		0.6130			0.1000	7.0		20.0			
Methylene Chloride	0.3637 0.3332	0.3462 0.3285	0.3714	0.3594	0.3394	Ave		0.3488			0.1000	4.7		20.0			
t-Butyl alcohol	1.3762 1.3925	1.4415 1.4137	1.4800	1.4809	1.4400	Ave		1.4321				2.8		20.0			
Acrylonitrile	0.2824 0.3028	0.2835 0.3009	0.3102	0.3307	0.3061	Ave		0.3024				5.5		20.0			
trans-1,2-Dichloroethene	0.3132 0.3121	0.3369 0.3100	0.3527	0.3397	0.3190	Ave		0.3262			0.1000	5.1		20.0			
Methyl tertiary butyl ether	1.1291 1.0868	1.0359 1.0855	1.1487	1.1668	1.1271	Ave		1.1114			0.1000	4.0		20.0			
n-Hexane	0.5469 0.5870	0.6210 0.5742	0.6728	0.6349	0.6087	Ave		0.6065				6.9		20.0			
1,1-Dichloroethane	0.6632 0.6769	0.7491 0.6685	0.7578	0.7279	0.7083	Ave		0.7074			0.2000	5.5		20.0			
Isopropyl ether	1.4125 1.4104	1.5088 1.4056	1.5620	1.5492	1.4457	Ave		1.4706				4.6		20.0			
2-Chloro-1,3-butadiene	0.5568 0.6114	0.6605 0.6095	0.6877	0.6617	0.6351	Ave		0.6318				6.9		20.0			
Ethyl t-butyl ether	1.2211 1.1821	1.2628 1.1877	1.3005	1.2729	1.2090	Ave		1.2337				3.7		20.0			
cis-1,2-Dichloroethene	0.3419 0.3440	0.3697 0.3394	0.3819	0.3732	0.3491	Ave		0.3570			0.1000	4.9		20.0			
2,2-Dichloropropane	0.3510 0.3126	0.3830 0.2994	0.3790	0.3654	0.3376	Ave		0.3469				9.3		20.0			
2-Butanone	0.4990 0.5054	0.5065 0.5048	0.5294	0.5349	0.5047	Ave		0.5121			0.1000	2.7		20.0			
Propionitrile	1.2014 1.2251	1.2769 1.2369	1.3672	1.3042	1.2493	Ave		1.2659				4.4		20.0			

Note: The M1 coefficient is the same as Ave RRF for an Ave curve type. RSD is calculated for Ave curve types. RSE is used for all other types.

FORM VI
GC/MS VOA BY INTERNAL STANDARD - INITIAL CALIBRATION DATA
CURVE EVALUATION

Lab Name: Eurofins Lancaster Laboratories Environment Testing, LLC Job No.: 410-110319-1 Analy Batch No.: 300915

SDG No.:

Instrument ID: 15830 GC Column: R-624SilMS 3 ID: 0.25(mm) Heated Purge: (Y/N) N

Calibration Start Date: 09/28/2022 17:03 Calibration End Date: 09/28/2022 19:40 Calibration ID: 42606

ANALYTE	RRF					CURVE TYPE	COEFFICIENT			#	MIN RRF	%RSD /RSE	#	MAX %RSD /RSE	R^2 OR COD	#	MIN R^2 OR COD
	LVL 1 LVL 6	LVL 2 LVL 7	LVL 3	LVL 4	LVL 5		B	M1	M2								
Methacrylonitrile	0.2480 0.2708	0.2555 0.2744	0.2728	0.2863	0.2777	Ave		0.2693				4.9		20.0			
Bromochloromethane	0.1411 0.1500	0.1455 0.1498	0.1600	0.1581	0.1494	Ave		0.1505				4.4		20.0			
Tetrahydrofuran	0.9436 0.9643	1.0404 0.9826	1.0962	1.0021	0.9437	Ave		0.9961				5.6		20.0			
Chloroform	0.5735 0.5788	0.6136 0.5773	0.6420	0.6327	0.5888	Ave		0.6010			0.2000	4.7		20.0			
1,1,1-Trichloroethane	0.4099 0.4586	0.4834 0.4653	0.5035	0.4937	0.4739	Ave		0.4698			0.1000	6.5		20.0			
Cyclohexane	0.6407 0.7193	0.7753 0.7258	0.8368	0.7924	0.7502	Ave		0.7486			0.1000	8.4		20.0			
Carbon tetrachloride	0.3033 0.3477	0.3451 0.3642	0.3642	0.3589	0.3434	Ave		0.3467			0.1000	6.1		20.0			
1,1-Dichloropropene	0.4805 0.4922	0.5276 0.4991	0.5529	0.5339	0.5048	Ave		0.5130				5.0		20.0			
Isobutyl alcohol	0.4008 0.4522	0.4626 0.4581	0.4865	0.4625	0.4452	Ave		0.4526				5.8		20.0			
Benzene	1.4361 1.4660	1.5633 1.4683	1.6280	1.5725	1.5005	Ave		1.5192			0.5000	4.6		20.0			
1,2-Dichloroethane	0.5477 0.4903	0.5094 0.4926	0.5230	0.5270	0.5024	Ave		0.5132			0.1000	4.0		20.0			
t-Amyl methyl ether	1.0923 1.0883	1.1010 1.0598	1.1556	1.1559	1.0981	Ave		1.1073				3.2		20.0			
n-Heptane	0.5928 0.6302	0.6687 0.6209	0.7059	0.6733	0.6374	Ave		0.6470				5.9		20.0			
n-Butanol	0.3111 0.3754	0.3673 0.3811	0.3863	0.3841	0.3798	Ave		0.3693				7.2		20.0			
Trichloroethene	0.3454 0.3597	0.3756 0.3469	0.3899	0.3903	0.3748	Ave		0.3690			0.2000	5.1		20.0			
Methylcyclohexane	0.5581 0.6209	0.6434 0.6225	0.6948	0.6685	0.6380	Ave		0.6352			0.1000	6.8		20.0			
1,2-Dichloropropane	0.3894 0.4062	0.4216 0.4133	0.4381	0.4337	0.4130	Ave		0.4165			0.1000	4.0		20.0			

Note: The M1 coefficient is the same as Ave RRF for an Ave curve type. RSD is calculated for Ave curve types. RSE is used for all other types.

FORM VI
GC/MS VOA BY INTERNAL STANDARD - INITIAL CALIBRATION DATA
CURVE EVALUATION

Lab Name: Eurofins Lancaster Laboratories Environment Testing, LLC Job No.: 410-110319-1 Analy Batch No.: 300915

SDG No.:

Instrument ID: 15830 GC Column: R-624SilMS 3 ID: 0.25(mm) Heated Purge: (Y/N) N

Calibration Start Date: 09/28/2022 17:03 Calibration End Date: 09/28/2022 19:40 Calibration ID: 42606

ANALYTE	RRF					CURVE TYPE	COEFFICIENT			#	MIN RRF	%RSD /RSE	#	MAX %RSD /RSE	R^2 OR COD	#	MIN R^2 OR COD
	LVL 1 LVL 6	LVL 2 LVL 7	LVL 3	LVL 4	LVL 5		B	M1	M2								
t-Amyl ethyl ether	0.5028 0.5396	0.5447 0.5454	0.5693	0.5639	0.5491	Ave		0.5450				3.9		20.0			
Dibromomethane	0.2009 0.2095	0.2095 0.2141	0.2182	0.2221	0.2175	Ave		0.2131				3.3		20.0			
1,4-Dioxane	0.0366 0.0657	0.0715 0.0639	0.0702	0.0717	0.0699	Ave		0.0642			0.0050	19.5		20.0			
Methyl methacrylate	0.3427 0.3911	0.3624 0.4111	0.3805	0.3890	0.3873	Ave		0.3806				5.8		20.0			
Bromodichloromethane	0.3629 0.4403	0.4197 0.4518	0.4447	0.4421	0.4331	Ave		0.4278			0.2000	7.1		20.0			
2-Nitropropane	1.5851 1.8922	1.8638 1.9926	1.9746	1.7721	1.8422	Ave		1.8461				7.5		20.0			
2-Chloroethyl vinyl ether	0.2542 0.3202	0.3029 0.3282	0.3190	0.3128	0.3160	Ave		0.3076				8.1		20.0			
cis-1,3-Dichloropropene	0.5133 0.6131	0.5892 0.6278	0.6163	0.6135	0.6079	Ave		0.5973			0.2000	6.5		20.0			
4-Methyl-2-pentanone	0.8275 0.8850	0.8474 0.8810	0.9377	0.9395	0.8999	Ave		0.8883			0.1000	4.7		20.0			
Toluene	1.2414 1.2578	1.3833 1.2668	1.3976	1.3560	1.2847	Ave		1.3125			0.4000	4.9		20.0			
trans-1,3-Dichloropropene	0.6947 0.8089	0.7507 0.8298	0.8090	0.8133	0.7916	Ave		0.7854			0.1000	6.0		20.0			
Ethyl methacrylate	0.7452 0.8938	0.7995 0.9203	0.8790	0.8976	0.9017	Ave		0.8624				7.5		20.0			
1,1,2-Trichloroethane	0.5234 0.4450	0.4643 0.4476	0.4687	0.4673	0.4527	Ave		0.4670			0.1000	5.7		20.0			
Tetrachloroethene	0.4213 0.4315	0.4676 0.4409	0.4893	0.4626	0.4437	Ave		0.4510			0.2000	5.2		20.0			
1,3-Dichloropropane	0.8267 0.8303	0.8485 0.8459	0.8803	0.8675	0.8378	Ave		0.8482				2.3		20.0			
2-Hexanone	1.0223 1.0673	1.0321 1.0526	1.1828	1.1439	1.0653	Ave		1.0809			0.1000	5.5		20.0			
Dibromochloromethane	0.3860 0.4416	0.3951 0.4580	0.4265	0.4389	0.4345	Ave		0.4258				6.1		20.0			

Note: The M1 coefficient is the same as Ave RRF for an Ave curve type. RSD is calculated for Ave curve types. RSE is used for all other types.

FORM VI
GC/MS VOA BY INTERNAL STANDARD - INITIAL CALIBRATION DATA
CURVE EVALUATION

Lab Name: Eurofins Lancaster Laboratories Environment Testing, LLC Job No.: 410-110319-1 Analy Batch No.: 300915

SDG No.:

Instrument ID: 15830 GC Column: R-624SilMS 3 ID: 0.25(mm) Heated Purge: (Y/N) N

Calibration Start Date: 09/28/2022 17:03 Calibration End Date: 09/28/2022 19:40 Calibration ID: 42606

ANALYTE	RRF					CURVE TYPE	COEFFICIENT			#	MIN RRF	%RSD /RSE	#	MAX %RSD /RSE	R^2 OR COD	#	MIN R^2 OR COD
	LVL 1 LVL 6	LVL 2 LVL 7	LVL 3	LVL 4	LVL 5		B	M1	M2								
1,2-Dibromoethane	0.4447 0.4694	0.4608 0.4808	0.4835	0.4863	0.4741	Ave		0.4714			0.1000	3.1		20.0			
Chlorobenzene	1.2685 1.2955	1.3678 1.3146	1.4075	1.3768	1.3181	Ave		1.3355			0.5000	3.7		20.0			
1-Chlorohexane	0.6828 0.7060	0.7726 0.7209	0.7761	0.7496	0.6984	Ave		0.7295				5.1		20.0			
1,1,1,2-Tetrachloroethane	0.3952 0.4200	0.3967 0.4329	0.4327	0.4314	0.4233	Ave		0.4189				3.9		20.0			
Ethylbenzene	2.3665 2.5051	2.6352 2.2691	2.7269	2.6529	2.5316	Ave		2.5268			0.1000	6.5		20.0			
m&p-Xylene	0.8660 0.9056	0.9660 0.9024	0.9988	0.9736	0.9237	Ave		0.9337			0.1000	5.0		20.0			
o-Xylene	0.8318 0.8845	0.9446 0.8925	0.9640	0.9559	0.9053	Ave		0.9112			0.3000	5.2		20.0			
Styrene	1.3582 1.5784	1.5370 1.5705	1.6439	1.6537	1.5905	Ave		1.5618			0.3000	6.3		20.0			
Bromoform	0.2798 0.3335	0.2690 0.3465	0.3051	0.3127	0.3238	Ave		0.3101			0.1000	9.0		20.0			
Isopropylbenzene	2.1544 2.3187	2.4749 2.1445	2.5554	2.4631	2.3792	Ave		2.3557			0.1000	6.8		20.0			
Bromobenzene	0.8483 0.9410	0.9841 0.9702	1.0071	0.9882	0.9452	Ave		0.9549				5.5		20.0			
1,1,2,2-Tetrachloroethane	1.3352 1.4216	1.3928 1.5885	1.4736	1.4025	1.3890	Ave		1.4290			0.3000	5.7		20.0			
trans-1,4-Dichloro-2-butene	0.5733 0.6532	0.5941 0.6713	0.6451	0.6396	0.6375	Ave		0.6306				5.5		20.0			
1,2,3-Trichloropropane	0.4290 0.4446	0.4194 0.4580	0.4583	0.4693	0.4513	Ave		0.4472				3.9		20.0			
N-Propylbenzene	4.9846 5.5674	5.9232 4.6276	6.1972	5.8957	5.6816	Ave		5.5539				10.0		20.0			
2-Chlorotoluene	0.9474 0.9973	1.0320 1.0112	1.0682	1.0419	1.0014	Ave		1.0142				3.8		20.0			
1,3,5-Trimethylbenzene	3.3198 3.7785	3.8920 3.6560	4.1065	3.9114	3.7746	Ave		3.7770				6.5		20.0			

Note: The M1 coefficient is the same as Ave RRF for an Ave curve type. RSD is calculated for Ave curve types. RSE is used for all other types.

FORM VI
GC/MS VOA BY INTERNAL STANDARD - INITIAL CALIBRATION DATA
CURVE EVALUATION

Lab Name: Eurofins Lancaster Laboratories Environment Testing, LLC Job No.: 410-110319-1 Analy Batch No.: 300915

SDG No.:

Instrument ID: 15830 GC Column: R-624SilMS 3 ID: 0.25(mm) Heated Purge: (Y/N) N

Calibration Start Date: 09/28/2022 17:03 Calibration End Date: 09/28/2022 19:40 Calibration ID: 42606

ANALYTE	RRF					CURVE TYPE	COEFFICIENT			#	MIN RRF	%RSD /RSE	#	MAX %RSD /RSE	R^2 OR COD	#	MIN R^2 OR COD
	LVL 1 LVL 6	LVL 2 LVL 7	LVL 3	LVL 4	LVL 5		B	M1	M2								
4-Chlorotoluene	0.8732 1.0440	1.0513 1.0691	1.1190	1.0812	1.0386	Ave		1.0395				7.5		20.0			
tert-Butylbenzene	0.5967 0.6974	0.7263 0.7237	0.7515	0.7257	0.7011	Ave		0.7032				7.2		20.0			
1,2,4-Trimethylbenzene	3.4284 3.8550	3.9423 3.6661	4.1566	4.0260	3.8849	Ave		3.8513				6.2		20.0			
sec-Butylbenzene	3.9281 4.5112	4.6473 4.0879	4.9155	4.7167	4.6013	Ave		4.4869				7.9		20.0			
1,3-Dichlorobenzene	1.7991 1.8894	1.9861 1.9147	2.0573	1.9604	1.9046	Ave		1.9302			0.6000	4.2		20.0			
p-Isopropyltoluene	3.3206 3.8227	3.8592 3.6638	4.1368	4.0056	3.8588	Ave		3.8096				6.9		20.0			
1,4-Dichlorobenzene	1.9042 1.9234	1.9861 1.9292	2.0353	1.9962	1.9267	Ave		1.9573			0.5000	2.5		20.0			
1,2,3-Trimethylbenzene	3.5869 3.7981	3.9332 3.6858	4.0764	3.9849	3.8596	Ave		3.8464				4.4		20.0			
Benzyl chloride	2.3479 3.0276	2.5088 3.0490	2.8138	2.9050	2.9248	Ave		2.7967				9.6		20.0			
1,3-Diethylbenzene	2.0015 2.2522	2.2880 2.2521	2.4327	2.3534	2.2898	Ave		2.2671				5.9		20.0			
1,4-Diethylbenzene	2.1355 2.3810	2.3682 2.3722	2.5783	2.4983	2.3827	Ave		2.3880				5.7		20.0			
n-Butylbenzene	1.8793 2.1303	2.1360 2.1198	2.2963	2.1734	2.1298	Ave		2.1236				5.8		20.0			
1,2-Dichlorobenzene	1.7548 1.8077	1.8279 1.8106	1.9219	1.8880	1.8316	Ave		1.8346			0.4000	3.0		20.0			
1,2-Diethylbenzene	1.6955 1.8411	1.9238 1.8484	1.9772	1.9106	1.8593	Ave		1.8651				4.8		20.0			
1,2-Dibromo-3-Chloropropane	0.4651 0.4798	0.4168 0.4959	0.4614	0.5018	0.4874	Ave		0.4726			0.0500	6.1		20.0			
1,3,5-Trichlorobenzene	1.2580 1.2405	1.2604 1.2470	1.3226	1.2643	1.2458	Ave		1.2626				2.2		20.0			
1,2,4-Trichlorobenzene	1.1719 1.1334	1.0603 1.1454	1.1384	1.1551	1.1291	Ave		1.1334			0.2000	3.1		20.0			

Note: The M1 coefficient is the same as Ave RRF for an Ave curve type. RSD is calculated for Ave curve types. RSE is used for all other types.

FORM VI
GC/MS VOA BY INTERNAL STANDARD - INITIAL CALIBRATION DATA
CURVE EVALUATION

Lab Name: Eurofins Lancaster Laboratories Environment Testing, LLC Job No.: 410-110319-1 Analy Batch No.: 300915

SDG No.:

Instrument ID: 15830 GC Column: R-624SilMS 3 ID: 0.25(mm) Heated Purge: (Y/N) N

Calibration Start Date: 09/28/2022 17:03 Calibration End Date: 09/28/2022 19:40 Calibration ID: 42606

ANALYTE	RRF					CURVE TYPE	COEFFICIENT			#	MIN RRF	%RSD /RSE	#	MAX %RSD /RSE	R^2 OR COD	#	MIN R^2 OR COD
	LVL 1 LVL 6	LVL 2 LVL 7	LVL 3	LVL 4	LVL 5		B	M1	M2								
Hexachlorobutadiene	0.5233 0.4534	0.4765 0.4568	0.4942	0.4716	0.4603	Ave		0.4766				5.2		20.0			
Naphthalene	4.2023 4.4450	4.2132 3.9900	4.4988	4.6672	4.5477	Ave		4.3663				5.4		20.0			
1,2,3-Trichlorobenzene	1.0176 1.0244	0.9943 1.0284	1.0429	1.0597	1.0433	Ave		1.0301				2.1		20.0			
2-Methylnaphthalene	1.9656 2.0918	1.8397 2.0824	1.9378	2.1264	2.1869	Ave		2.0329				6.0		20.0			
Dibromofluoromethane (Surr)	0.2130 0.2087	0.2085 0.2162	0.2097	0.2033	0.2027	Ave		0.2089				2.3		20.0			
1,2-Dichloroethane-d4 (Surr)	0.0602 0.0577	0.0594 0.0575	0.0584	0.0597	0.0584	Ave		0.0588				1.7		20.0			
Toluene-d8 (Surr)	1.3801 1.3817	1.4015 1.3870	1.3911	1.4010	1.3857	Ave		1.3897				0.6		20.0			
4-Bromofluorobenzene (Surr)	0.5455 0.5435	0.5467 0.5478	0.5441	0.5500	0.5446	Ave		0.5460				0.4		20.0			

Note: The M1 coefficient is the same as Ave RRF for an Ave curve type. RSD is calculated for Ave curve types. RSE is used for all other types.

FORM VI
GC/MS VOA BY INTERNAL STANDARD - INITIAL CALIBRATION DATA
RESPONSE AND CONCENTRATION

Lab Name: Eurofins Lancaster Laboratories Envir Job No.: 410-110319-1 Analy Batch No.: 300915

SDG No.:

Instrument ID: 15830 GC Column: R-624SilMS 3 ID: 0.25(mm) Heated Purge: (Y/N) N

Calibration Start Date: 09/28/2022 17:03 Calibration End Date: 09/28/2022 19:40 Calibration ID: 42606

Calibration Files

LEVEL:	LAB SAMPLE ID:	LAB FILE ID:
Level 1	IC 410-300915/3	FS28X03.D
Level 2	IC 410-300915/4	FS28X05.D
Level 3	IC 410-300915/5	FS28X07.D
Level 4	IC 410-300915/6	FS28X09.D
Level 5	ICIS 410-300915/7	FS28X11.D
Level 6	IC 410-300915/8	FS28X13.D
Level 7	IC 410-300915/9	FS28X15.D

ANALYTE	IS REF	CURVE TYPE	RESPONSE					CONCENTRATION (UG/L)				
			LVL 1 LVL 6	LVL 2 LVL 7	LVL 3	LVL 4	LVL 5	LVL 1 LVL 6	LVL 2 LVL 7	LVL 3	LVL 4	LVL 5
Dichlorodifluoromethane	FB	Ave	5198 1083023	29577 2104191	78122	159081	368858	1.00 150	4.00 300	10.0	20.0	50.0
Chloromethane	FB	Ave	8928 1411899	40557 2997928	104544	206402	473871	1.00 150	4.00 300	10.0	20.0	50.0
Vinyl chloride	FB	Ave	6455 1103989	32077 2254622	84797	166444	376364	1.00 150	4.00 300	10.0	20.0	50.0
Bromomethane	FB	Ave	4162 646905	18557 1262118	47372	96100	217037	1.00 150	4.00 300	10.0	20.0	50.0
Chloroethane	FB	Ave	4510 687584	20841 1365658	51388	103502	236253	1.00 150	4.00 300	10.0	20.0	50.0
Trichlorofluoromethane	FB	Ave	6870 1306209	35893 2555172	97137	192947	445869	1.00 150	4.00 300	10.0	20.0	50.0
n-Pentane	FB	Ave	10985 1943052	55003 3797282	140922	275589	660619	1.00 150	4.00 300	10.0	20.0	50.0
Acrolein	TBAd 10	Ave	27833 4570722	104330 9487665	306912	678581	1568554	10.0 1500	40.0 3000	100	200	500
1,1-Dichloroethene	FB	Ave	4733 746894	20809 1506860	53279	102571	250621	1.00 150	4.00 300	10.0	20.0	50.0
Freon 113	FB	Ave	4020 729707	19234 1466657	50926	100892	246569	1.00 150	4.00 300	10.0	20.0	50.0
Acetone	TBAd 10	Ave	2915 486248	11273 968290	26404	56181	150177	2.00 300	8.00 600	20.0	40.0	100
Methyl iodide	FB	Ave	6300 1092119	29169 2195010	73331	147450	358614	1.00 150	4.00 300	10.0	20.0	50.0
Carbon disulfide	FB	Ave	14145	67549	170657	329860	802366	1.00	4.00	10.0	20.0	50.0

FORM VI
GC/MS VOA BY INTERNAL STANDARD - INITIAL CALIBRATION DATA
RESPONSE AND CONCENTRATION

Lab Name: Eurofins Lancaster Laboratories Envir Job No.: 410-110319-1 Analy Batch No.: 300915

SDG No.:

Instrument ID: 15830 GC Column: R-624SilMS 3 ID: 0.25(mm) Heated Purge: (Y/N) N

Calibration Start Date: 09/28/2022 17:03 Calibration End Date: 09/28/2022 19:40 Calibration ID: 42606

ANALYTE	IS REF	CURVE TYPE	RESPONSE					CONCENTRATION (UG/L)				
			LVL 1 LVL 6	LVL 2 LVL 7	LVL 3	LVL 4	LVL 5	LVL 1 LVL 6	LVL 2 LVL 7	LVL 3	LVL 4	LVL 5
			2419271	4904979				150	300			
2-Propanol	TBAd 10	Ave	8535 1262645	28987 2448631	69647	155486	386381	5.00 750	20.0 1500	50.0	100	250
Allyl chloride	FB	Ave	11786 1880154	51265 3826657	130430	256851	617717	1.00 150	4.00 300	10.0	20.0	50.0
Methyl acetate	FB	Ave	11391 1591952	38979 3355806	102419	222625	519569	1.00 150	4.00 300	10.0	20.0	50.0
Methylene Chloride	FB	Ave	5983 911429	23670 1826434	63032	123517	298178	1.00 150	4.00 300	10.0	20.0	50.0
t-Butyl alcohol	TBAd 10	Ave	13128 2207035	50192 4558040	131302	301689	749140	5.00 750	20.0 1500	50.0	100	250
Acrylonitrile	FB	Ave	11614 2070123	48469 4182522	131628	284177	672285	2.50 375	10.0 750	25.0	50.0	125
trans-1,2-Dichloroethene	FB	Ave	5153 853612	23036 1723491	59849	116755	280313	1.00 150	4.00 300	10.0	20.0	50.0
Methyl tertiary butyl ether	FB	Ave	18575 2972576	70829 6034866	194951	401011	990252	1.00 150	4.00 300	10.0	20.0	50.0
n-Hexane	FB	Ave	8998 1605524	42459 3192508	114190	218210	534842	1.00 150	4.00 300	10.0	20.0	50.0
1,1-Dichloroethane	FB	Ave	10911 1851284	51223 3716444	128607	250161	622329	1.00 150	4.00 300	10.0	20.0	50.0
Isopropyl ether	FB	Ave	23238 3857575	103164 7814613	265085	532452	1270205	1.00 150	4.00 300	10.0	20.0	50.0
2-Chloro-1,3-butadiene	FB	Ave	9160 1672299	45163 3388826	116717	227439	558038	1.00 150	4.00 300	10.0	20.0	50.0
Ethyl t-butyl ether	FB	Ave	20089 3233186	86342 6603061	220709	437485	1062231	1.00 150	4.00 300	10.0	20.0	50.0
cis-1,2-Dichloroethene	FB	Ave	5625 940946	25281 1886729	64807	128260	306703	1.00 150	4.00 300	10.0	20.0	50.0
2,2-Dichloropropane	FB	Ave	5775 855079	26186 1664555	64319	125584	296646	1.00 150	4.00 300	10.0	20.0	50.0
2-Butanone	FB	Ave	16419 2764565	69264 5613406	179681	367679	886894	2.00 300	8.00 600	20.0	40.0	100

FORM VI
GC/MS VOA BY INTERNAL STANDARD - INITIAL CALIBRATION DATA
RESPONSE AND CONCENTRATION

Lab Name: Eurofins Lancaster Laboratories Envir Job No.: 410-110319-1 Analy Batch No.: 300915

SDG No.:

Instrument ID: 15830 GC Column: R-624SilMS 3 ID: 0.25(mm) Heated Purge: (Y/N) N

Calibration Start Date: 09/28/2022 17:03 Calibration End Date: 09/28/2022 19:40 Calibration ID: 42606

ANALYTE	IS REF	CURVE TYPE	RESPONSE					CONCENTRATION (UG/L)				
			LVL 1 LVL 6	LVL 2 LVL 7	LVL 3	LVL 4	LVL 5	LVL 1 LVL 6	LVL 2 LVL 7	LVL 3	LVL 4	LVL 5
Propionitrile	TBAd 10	Ave	11460 1941772	44460 3988037	121299	265687	649936	5.00 750	20.0 1500	50.0	100	250
Methacrylonitrile	FB	Ave	10198 1851452	43675 3813304	115723	245970	609943	2.50 375	10.0 750	25.0	50.0	125
Bromochloromethane	FB	Ave	2321 410169	9946 832896	27158	54341	131233	1.00 150	4.00 300	10.0	20.0	50.0
Tetrahydrofuran	TBAd 10	Ave	9001 1528339	36226 3168103	97257	204148	490967	5.00 750	20.0 1500	50.0	100	250
Chloroform	FB	Ave	9435 1583135	41957 3209801	108958	217448	517365	1.00 150	4.00 300	10.0	20.0	50.0
1,1,1-Trichloroethane	FB	Ave	6744 1254167	33054 2587063	85451	169687	416347	1.00 150	4.00 300	10.0	20.0	50.0
Cyclohexane	FB	Ave	10540 1967247	53011 4035054	142019	272334	659092	1.00 150	4.00 300	10.0	20.0	50.0
Carbon tetrachloride	FB	Ave	4990 950927	23596 2024941	61801	123339	301675	1.00 150	4.00 300	10.0	20.0	50.0
1,1-Dichloropropene	FB	Ave	7905 1346335	36075 2774834	93835	183510	443553	1.00 150	4.00 300	10.0	20.0	50.0
Isobutyl alcohol	TBAd 10	Ave	9558 1791794	40268 3692303	107906	235535	579087	12.5 1875	50.0 3750	125	250	625
Benzene	FB	Ave	23626 4009713	106888 8162989	276284	540465	1318382	1.00 150	4.00 300	10.0	20.0	50.0
1,2-Dichloroethane	FB	Ave	9010 1341013	34832 2738509	88761	181132	441448	1.00 150	4.00 300	10.0	20.0	50.0
t-Amyl methyl ether	FB	Ave	17971 2976473	75284 5892011	196112	397291	964797	1.00 150	4.00 300	10.0	20.0	50.0
n-Heptane	FB	Ave	9753 1723763	45719 3452099	119805	231401	560030	1.00 150	4.00 300	10.0	20.0	50.0
n-Butanol	TBAd 10	Ave	7419 1487363	31971 3072238	85672	195597	494024	12.5 1875	50.0 3750	125	250	625
Trichloroethene	FB	Ave	5683 983878	25684 1928783	66170	134159	329272	1.00 150	4.00 300	10.0	20.0	50.0

FORM VI
GC/MS VOA BY INTERNAL STANDARD - INITIAL CALIBRATION DATA
RESPONSE AND CONCENTRATION

Lab Name: Eurofins Lancaster Laboratories Envir Job No.: 410-110319-1 Analy Batch No.: 300915

SDG No.:

Instrument ID: 15830 GC Column: R-624SilMS 3 ID: 0.25(mm) Heated Purge: (Y/N) N

Calibration Start Date: 09/28/2022 17:03 Calibration End Date: 09/28/2022 19:40 Calibration ID: 42606

ANALYTE	IS REF	CURVE TYPE	RESPONSE					CONCENTRATION (UG/L)				
			LVL 1 LVL 6	LVL 2 LVL 7	LVL 3	LVL 4	LVL 5	LVL 1 LVL 6	LVL 2 LVL 7	LVL 3	LVL 4	LVL 5
Methylcyclohexane	FB	Ave	9181 1698301	43993 3461082	117908	229773	560564	1.00 150	4.00 300	10.0	20.0	50.0
1,2-Dichloropropane	FB	Ave	6407 1111016	28827 2297894	74355	149066	362833	1.00 150	4.00 300	10.0	20.0	50.0
t-Amyl ethyl ether	FB	Ave	8272 1475747	37241 3031963	96623	193820	482467	1.00 150	4.00 300	10.0	20.0	50.0
Dibromomethane	FB	Ave	3305 572962	14322 1190399	37033	76329	191119	1.00 150	4.00 300	10.0	20.0	50.0
1,4-Dioxane	TBAd 10	Ave	872 260350	6221 515199	15581	36498	90850	12.5 1875	50.0 3750	125	250	625
Methyl methacrylate	FB	Ave	5638 1069613	24777 2285302	64578	133695	340276	1.00 150	4.00 300	10.0	20.0	50.0
Bromodichloromethane	FB	Ave	5970 1204219	28700 2511954	75469	151959	380553	1.00 150	4.00 300	10.0	20.0	50.0
2-Nitropropane	TBAd 10	Ave	15121 2999070	64897 6424394	175188	360998	958392	5.00 750	20.0 1500	50.0	100	250
2-Chloroethyl vinyl ether	FB	Ave	4182 875698	20709 1824816	54134	107493	277683	1.00 150	4.00 300	10.0	20.0	50.0
cis-1,3-Dichloropropene	FB	Ave	8445 1676981	40287 3490286	104594	210863	534078	1.00 150	4.00 300	10.0	20.0	50.0
4-Methyl-2-pentanone	FB	Ave	27229 4840975	115885 9796148	318279	645791	1581372	2.00 300	8.00 600	20.0	40.0	100
Toluene	CBZd 5	Ave	13580 2381004	63653 4881549	160573	315812	772677	1.00 150	4.00 300	10.0	20.0	50.0
trans-1,3-Dichloropropene	CBZd 5	Ave	7600 1531307	34544 3197571	92948	189410	476119	1.00 150	4.00 300	10.0	20.0	50.0
Ethyl methacrylate	CBZd 5	Ave	8152 1691905	36791 3546278	100987	209044	542368	1.00 150	4.00 300	10.0	20.0	50.0
1,1,2-Trichloroethane	CBZd 5	Ave	5726 842370	21363 1724989	53846	108831	272277	1.00 150	4.00 300	10.0	20.0	50.0

FORM VI
GC/MS VOA BY INTERNAL STANDARD - INITIAL CALIBRATION DATA
RESPONSE AND CONCENTRATION

Lab Name: Eurofins Lancaster Laboratories Envir Job No.: 410-110319-1 Analy Batch No.: 300915

SDG No.:

Instrument ID: 15830 GC Column: R-624SilMS 3 ID: 0.25(mm) Heated Purge: (Y/N) N

Calibration Start Date: 09/28/2022 17:03 Calibration End Date: 09/28/2022 19:40 Calibration ID: 42606

ANALYTE	IS REF	CURVE TYPE	RESPONSE					CONCENTRATION (UG/L)				
			LVL 1 LVL 6	LVL 2 LVL 7	LVL 3	LVL 4	LVL 5	LVL 1 LVL 6	LVL 2 LVL 7	LVL 3	LVL 4	LVL 5
Tetrachloroethene	CBZd 5	Ave	4609 816829	21517 1698868	56220	107738	266861	1.00 150	4.00 300	10.0	20.0	50.0
1,3-Dichloropropane	CBZd 5	Ave	9044 1571851	39046 3259805	101145	202029	503878	1.00 150	4.00 300	10.0	20.0	50.0
2-Hexanone	CBZd 5	Ave	22368 4040894	94983 8112539	271791	532818	1281501	2.00 300	8.00 600	20.0	40.0	100
Dibromochloromethane	CBZd 5	Ave	4223 835865	18183 1764897	49005	102227	261342	1.00 150	4.00 300	10.0	20.0	50.0
1,2-Dibromoethane	CBZd 5	Ave	4865 888612	21205 1852929	55556	113268	285147	1.00 150	4.00 300	10.0	20.0	50.0
Chlorobenzene	CBZd 5	Ave	13877 2452417	62939 5065910	161715	320649	792775	1.00 150	4.00 300	10.0	20.0	50.0
1-Chlorohexane	CBZd 5	Ave	7469 1336488	35554 2777999	89173	174580	420051	1.00 150	4.00 300	10.0	20.0	50.0
1,1,1,2-Tetrachloroethane	CBZd 5	Ave	4323 795107	18254 1668086	49711	100465	254624	1.00 150	4.00 300	10.0	20.0	50.0
Ethylbenzene	CBZd 5	Ave	25888 4742178	121260 8743835	313305	617845	1522693	1.00 150	4.00 300	10.0	20.0	50.0
m&p-Xylene	CBZd 5	Ave	18948 3428668	88904 6954734	229520	453504	1111161	2.00 300	8.00 600	20.0	40.0	100
o-Xylene	CBZd 5	Ave	9100 1674342	43465 3439271	110752	222619	544487	1.00 150	4.00 300	10.0	20.0	50.0
Styrene	CBZd 5	Ave	14858 2988012	70727 6051712	188877	385153	956648	1.00 150	4.00 300	10.0	20.0	50.0

FORM VI
GC/MS VOA BY INTERNAL STANDARD - INITIAL CALIBRATION DATA
RESPONSE AND CONCENTRATION

Lab Name: Eurofins Lancaster Laboratories Envir Job No.: 410-110319-1 Analy Batch No.: 300915

SDG No.:

Instrument ID: 15830 GC Column: R-624SilMS 3 ID: 0.25(mm) Heated Purge: (Y/N) N

Calibration Start Date: 09/28/2022 17:03 Calibration End Date: 09/28/2022 19:40 Calibration ID: 42606

ANALYTE	IS REF	CURVE TYPE	RESPONSE					CONCENTRATION (UG/L)				
			LVL 1 LVL 6	LVL 2 LVL 7	LVL 3	LVL 4	LVL 5	LVL 1 LVL 6	LVL 2 LVL 7	LVL 3	LVL 4	LVL 5
Bromoform	CBZd 5	Ave	3061 631357	12378 1335342	35054	72825	194747	1.00 150	4.00 300	10.0	20.0	50.0
Isopropylbenzene	CBZd 5	Ave	23568 4389380	113883 8263614	293600	573650	1431022	1.00 150	4.00 300	10.0	20.0	50.0
Bromobenzene	DCBd 4	Ave	5109 936662	24191 1939904	61186	123776	303177	1.00 150	4.00 300	10.0	20.0	50.0
1,1,2,2-Tetrachloroethane	DCBd 4	Ave	8042 1415039	34238 3176273	89524	175670	445529	1.00 150	4.00 300	10.0	20.0	50.0
trans-1,4-Dichloro-2-butene	DCBd 4	Ave	8632 1625390	36509 3355625	97971	200280	511204	2.50 375	10.0 750	25.0	50.0	125
1,2,3-Trichloropropane	DCBd 4	Ave	2584 442585	10310 915735	27845	58789	144774	1.00 150	4.00 300	10.0	20.0	50.0
N-Propylbenzene	DCBd 4	Ave	30022 5541786	145607 9252995	376497	738483	1822450	1.00 150	4.00 300	10.0	20.0	50.0
2-Chlorotoluene	DCBd 4	Ave	5706 992687	25370 2021971	64897	130510	321219	1.00 150	4.00 300	10.0	20.0	50.0
1,3,5-Trimethylbenzene	DCBd 4	Ave	19995 3761158	95675 7310297	249482	489935	1210772	1.00 150	4.00 300	10.0	20.0	50.0
4-Chlorotoluene	DCBd 4	Ave	5259 1039172	25844 2137648	67980	135432	333145	1.00 150	4.00 300	10.0	20.0	50.0
tert-Butylbenzene	DCBd 4	Ave	3594 694169	17854 1447009	45658	90898	224889	1.00 150	4.00 300	10.0	20.0	50.0
1,2,4-Trimethylbenzene	DCBd 4	Ave	20649 3837317	96911 7330507	252526	504280	1246131	1.00 150	4.00 300	10.0	20.0	50.0

FORM VI
GC/MS VOA BY INTERNAL STANDARD - INITIAL CALIBRATION DATA
RESPONSE AND CONCENTRATION

Lab Name: Eurofins Lancaster Laboratories Envir Job No.: 410-110319-1 Analy Batch No.: 300915

SDG No.:

Instrument ID: 15830 GC Column: R-624SilMS 3 ID: 0.25(mm) Heated Purge: (Y/N) N

Calibration Start Date: 09/28/2022 17:03 Calibration End Date: 09/28/2022 19:40 Calibration ID: 42606

ANALYTE	IS REF	CURVE TYPE	RESPONSE					CONCENTRATION (UG/L)				
			LVL 1 LVL 6	LVL 2 LVL 7	LVL 3	LVL 4	LVL 5	LVL 1 LVL 6	LVL 2 LVL 7	LVL 3	LVL 4	LVL 5
sec-Butylbenzene	DCBd 4	Ave	23659 4490483	114242 8173924	298630	590796	1475943	1.00 150	4.00 300	10.0	20.0	50.0
1,3-Dichlorobenzene	DCBd 4	Ave	10836 1880685	48824 3828449	124985	245550	610945	1.00 150	4.00 300	10.0	20.0	50.0
p-Isopropyltoluene	DCBd 4	Ave	20000 3805128	94868 7325858	251318	501729	1237759	1.00 150	4.00 300	10.0	20.0	50.0
1,4-Dichlorobenzene	DCBd 4	Ave	11469 1914588	48823 3857563	123652	250032	618019	1.00 150	4.00 300	10.0	20.0	50.0
1,2,3-Trimethylbenzene	DCBd 4	Ave	21604 3780667	96688 7369790	247650	499132	1238022	1.00 150	4.00 300	10.0	20.0	50.0
Benzyl chloride	DCBd 4	Ave	14141 3013730	61673 6096559	170943	363867	938184	1.00 150	4.00 300	10.0	20.0	50.0
1,3-Diethylbenzene	DCBd 4	Ave	12055 2241808	56244 4503113	147794	294780	734496	1.00 150	4.00 300	10.0	20.0	50.0
1,4-Diethylbenzene	DCBd 4	Ave	12862 2370054	58217 4743231	156640	312926	764286	1.00 150	4.00 300	10.0	20.0	50.0
n-Butylbenzene	DCBd 4	Ave	11319 2120518	52509 4238656	139503	272240	683177	1.00 150	4.00 300	10.0	20.0	50.0
1,2-Dichlorobenzene	DCBd 4	Ave	10569 1799357	44935 3620419	116759	236482	587525	1.00 150	4.00 300	10.0	20.0	50.0
1,2-Diethylbenzene	DCBd 4	Ave	10212 1832627	47292 3695945	120120	239314	596405	1.00 150	4.00 300	10.0	20.0	50.0
1,2-Dibromo-3-Chloropropane	DCBd 4	Ave	2801 477579	10247 991514	28032	62851	156357	1.00 150	4.00 300	10.0	20.0	50.0

FORM VI
GC/MS VOA BY INTERNAL STANDARD - INITIAL CALIBRATION DATA
RESPONSE AND CONCENTRATION

Lab Name: Eurofins Lancaster Laboratories Envir Job No.: 410-110319-1 Analy Batch No.: 300915

SDG No.:

Instrument ID: 15830 GC Column: R-624SilMS 3 ID: 0.25(mm) Heated Purge: (Y/N) N

Calibration Start Date: 09/28/2022 17:03 Calibration End Date: 09/28/2022 19:40 Calibration ID: 42606

ANALYTE	IS REF	CURVE TYPE	RESPONSE					CONCENTRATION (UG/L)				
			LVL 1 LVL 6	LVL 2 LVL 7	LVL 3	LVL 4	LVL 5	LVL 1 LVL 6	LVL 2 LVL 7	LVL 3	LVL 4	LVL 5
1,3,5-Trichlorobenzene	DCBd 4	Ave	7577 1234766	30983 2493333	80348	158359	399624	1.00 150	4.00 300	10.0	20.0	50.0
1,2,4-Trichlorobenzene	DCBd 4	Ave	7058 1128158	26066 2290170	69158	144688	362166	1.00 150	4.00 300	10.0	20.0	50.0
Hexachlorobutadiene	DCBd 4	Ave	3152 451313	11713 913308	30025	59077	147660	1.00 150	4.00 300	10.0	20.0	50.0
Naphthalene	DCBd 4	Ave	25310 4424555	103570 7978105	273312	584598	1458755	1.00 150	4.00 300	10.0	20.0	50.0
1,2,3-Trichlorobenzene	DCBd 4	Ave	6129 1019731	24442 2056323	63356	132739	334644	1.00 150	4.00 300	10.0	20.0	50.0
2-Methylnaphthalene	DCBd 4	Ave	11839 2082178	45225 4163755	117724	266347	701484	1.00 150	4.00 300	10.0	20.0	50.0
Dibromofluoromethane (Surr)	FB	Ave	175211 190288	178227 200322	177946	174650	178089	50.0 50.0	50.0 50.0	50.0	50.0	50.0
1,2-Dichloroethane-d4 (Surr)	FB	Ave	49514 52648	50781 53261	49578	51319	51347	50.0 50.0	50.0 50.0	50.0	50.0	50.0
Toluene-d8 (Surr)	CBZd 5	Ave	754862 871851	806092 890744	799089	815730	833417	50.0 50.0	50.0 50.0	50.0	50.0	50.0
4-Bromofluorobenzene (Surr)	CBZd 5	Ave	298393 342950	314480 351835	312549	320214	327529	50.0 50.0	50.0 50.0	50.0	50.0	50.0

Curve Type Legend
Ave = Average ISTD

FORM VI
GC/MS VOA BY INTERNAL STANDARD - INITIAL CALIBRATION DATA
READBACK PERCENT ERROR

Lab Name: Eurofins Lancaster Laboratories Envir Job No.: 410-110319-1 Analy Batch No.: 300915

SDG No.:

Instrument ID: 15830 GC Column: R-624SilMS 3 ID: 0.25(mm) Heated Purge: (Y/N) N

Calibration Start Date: 09/28/2022 17:03 Calibration End Date: 09/28/2022 19:40 Calibration ID: 42606

Calibration Files

LEVEL:	LAB SAMPLE ID:	LAB FILE ID:
Level 1	IC 410-300915/3	FS28X03.D
Level 2	IC 410-300915/4	FS28X05.D
Level 3	IC 410-300915/5	FS28X07.D
Level 4	IC 410-300915/6	FS28X09.D
Level 5	ICIS 410-300915/7	FS28X11.D
Level 6	IC 410-300915/8	FS28X13.D
Level 7	IC 410-300915/9	FS28X15.D

ANALYTE	PERCENT ERROR						PERCENT ERROR LIMIT					
	LVL 1 # LVL 7 #	LVL 2 #	LVL 3 #	LVL 4 #	LVL 5 #	LVL 6 #	LVL 1 LVL 7	LVL 2	LVL 3	LVL 4	LVL 5	LVL 6
Dichlorodifluoromethane	-22.8 -7.6	5.7	12.4	13.0	2.5	-3.3	50 30	30	30	30	30	30
Chloromethane	-3.8 -4.4	5.2	9.2	6.5	-4.4	-8.5	50 30	30	30	30	30	30
Vinyl chloride	-10.9 -7.9	6.5	13.4	10.0	-2.7	-8.4	50 30	30	30	30	30	30
Bromomethane	-1.3 -11.4	5.9	8.9	9.1	-3.6	-7.7	50 30	30	30	30	30	30
Chloroethane	-1.5 -11.8	9.5	8.8	8.2	-3.4	-9.7	50 30	30	30	30	30	30
Trichlorofluoromethane	-17.0 -8.6	4.4	13.8	11.6	0.9	-5.1	50 30	30	30	30	30	30
n-Pentane	-11.0 -8.9	7.3	10.7	6.9	0.3	-5.3	50 30	30	30	30	30	30
Acrolein	-5.2 -4.4	-2.7	12.4	8.2	-2.0	-6.3	50 30	30	30	30	30	30
1,1-Dichloroethene	-1.0 -6.7	4.7	8.1	2.7	-1.8	-6.0	50 30	30	30	30	30	30
Freon 113	-11.4 -4.3	2.0	8.8	6.4	1.8	-3.3	50 30	30	30	30	30	30
Acetone	1.9 0.2	8.0	-0.7	-8.0	-3.7	2.3	50 30	30	30	30	30	30
Methyl iodide	-6.7 -3.8	3.9	5.3	4.5	-0.5	-2.7	50 30	30	30	30	30	30
Carbon disulfide	-7.3 -4.9	6.5	8.4	3.5	-1.5	-4.6	50 30	30	30	30	30	30
2-Propanol	12.4 -4.6	4.5	-1.4	-4.2	-6.7	0.0	50 30	30	30	30	30	30

FORM VI
GC/MS VOA BY INTERNAL STANDARD - INITIAL CALIBRATION DATA
READBACK PERCENT ERROR

Lab Name: Eurofins Lancaster Laboratories Envir Job No.: 410-110319-1 Analy Batch No.: 300915

SDG No.:

Instrument ID: 15830 GC Column: R-624SilMS 3 ID: 0.25(mm) Heated Purge: (Y/N) N

Calibration Start Date: 09/28/2022 17:03 Calibration End Date: 09/28/2022 19:40 Calibration ID: 42606

ANALYTE	PERCENT ERROR						PERCENT ERROR LIMIT					
	LVL 1 # LVL 7 #	LVL 2 #	LVL 3 #	LVL 4 #	LVL 5 #	LVL 6 #	LVL 1 LVL 7	LVL 2	LVL 3	LVL 4	LVL 5	LVL 6
Allyl chloride	-0.9 -4.8	3.7	6.3	3.4	-2.8	-4.9	50 30	30	30	30	30	30
Methyl acetate	13.0 -1.5	-7.0	-1.5	5.7	-3.5	-5.0	50 30	30	30	30	30	30
Methylene Chloride	4.3 -5.8	-0.8	6.5	3.0	-2.7	-4.5	50 30	30	30	30	30	30
t-Butyl alcohol	-3.9 -1.3	0.7	3.3	3.4	0.5	-2.8	50 30	30	30	30	30	30
Acrylonitrile	-6.6 -0.5	-6.2	2.6	9.4	1.2	0.1	50 30	30	30	30	30	30
trans-1,2-Dichloroethene	-4.0 -5.0	3.3	8.1	4.1	-2.2	-4.3	50 30	30	30	30	30	30
Methyl tertiary butyl ether	1.6 -2.3	-6.8	3.4	5.0	1.4	-2.2	50 30	30	30	30	30	30
n-Hexane	-9.8 -5.3	2.4	10.9	4.7	0.4	-3.2	50 30	30	30	30	30	30
1,1-Dichloroethane	-6.2 -5.5	5.9	7.1	2.9	0.1	-4.3	50 30	30	30	30	30	30
Isopropyl ether	-4.0 -4.4	2.6	6.2	5.3	-1.7	-4.1	50 30	30	30	30	30	30
2-Chloro-1,3-butadiene	-11.9 -3.5	4.5	8.8	4.7	0.5	-3.2	50 30	30	30	30	30	30
Ethyl t-butyl ether	-1.0 -3.7	2.4	5.4	3.2	-2.0	-4.2	50 30	30	30	30	30	30
cis-1,2-Dichloroethene	-4.2 -4.9	3.6	7.0	4.5	-2.2	-3.6	50 30	30	30	30	30	30
2,2-Dichloropropane	1.2 -13.7	10.4	9.3	5.3	-2.7	-9.9	50 30	30	30	30	30	30
2-Butanone	-2.6 -1.4	-1.1	3.4	4.5	-1.4	-1.3	50 30	30	30	30	30	30
Propionitrile	-5.1 -2.3	0.9	8.0	3.0	-1.3	-3.2	50 30	30	30	30	30	30
Methacrylonitrile	-7.9 1.9	-5.1	1.3	6.3	3.1	0.5	50 30	30	30	30	30	30
Bromochloromethane	-6.3 -0.5	-3.4	6.3	5.0	-0.8	-0.4	50 30	30	30	30	30	30
Tetrahydrofuran	-5.3 -1.4	4.4	10.0	0.6	-5.3	-3.2	50 30	30	30	30	30	30

FORM VI
GC/MS VOA BY INTERNAL STANDARD - INITIAL CALIBRATION DATA
READBACK PERCENT ERROR

Lab Name: Eurofins Lancaster Laboratories Envir Job No.: 410-110319-1 Analy Batch No.: 300915

SDG No.:

Instrument ID: 15830 GC Column: R-624SilMS 3 ID: 0.25(mm) Heated Purge: (Y/N) N

Calibration Start Date: 09/28/2022 17:03 Calibration End Date: 09/28/2022 19:40 Calibration ID: 42606

ANALYTE	PERCENT ERROR						PERCENT ERROR LIMIT					
	LVL 1 # LVL 7 #	LVL 2 #	LVL 3 #	LVL 4 #	LVL 5 #	LVL 6 #	LVL 1 LVL 7	LVL 2	LVL 3	LVL 4	LVL 5	LVL 6
Chloroform	-4.6 -3.9	2.1	6.8	5.3	-2.0	-3.7	50 30	30	30	30	30	30
1,1,1-Trichloroethane	-12.7 -0.9	2.9	7.2	5.1	0.9	-2.4	50 30	30	30	30	30	30
Cyclohexane	-14.4 -3.1	3.6	11.8	5.8	0.2	-3.9	50 30	30	30	30	30	30
Carbon tetrachloride	-12.5 5.1	-0.5	5.0	3.5	-1.0	0.3	50 30	30	30	30	30	30
1,1-Dichloropropene	-6.3 -2.7	2.8	7.8	4.1	-1.6	-4.0	50 30	30	30	30	30	30
Isobutyl alcohol	-11.4 1.2	2.2	7.5	2.2	-1.6	-0.1	50 30	30	30	30	30	30
Benzene	-5.5 -3.4	2.9	7.2	3.5	-1.2	-3.5	50 30	30	30	30	30	30
1,2-Dichloroethane	6.7 -4.0	-0.7	1.9	2.7	-2.1	-4.5	50 30	30	30	30	30	30
t-Amyl methyl ether	-1.3 -4.3	-0.6	4.4	4.4	-0.8	-1.7	50 30	30	30	30	30	30
n-Heptane	-8.4 -4.0	3.3	9.1	4.1	-1.5	-2.6	50 30	30	30	30	30	30
n-Butanol	-15.8 3.2	-0.5	4.6	4.0	2.9	1.6	50 30	30	30	30	30	30
Trichloroethene	-6.4 -6.0	1.8	5.7	5.8	1.6	-2.5	50 30	30	30	30	30	30
Methylcyclohexane	-12.1 -2.0	1.3	9.4	5.3	0.4	-2.2	50 30	30	30	30	30	30
1,2-Dichloropropane	-6.5 -0.8	1.2	5.2	4.1	-0.8	-2.5	50 30	30	30	30	30	30
t-Amyl ethyl ether	-7.7 0.1	-0.1	4.5	3.5	0.8	-1.0	50 30	30	30	30	30	30
Dibromomethane	-5.7 0.5	-1.7	2.4	4.2	2.1	-1.7	50 30	30	30	30	30	30
1,4-Dioxane	-43.0 -0.4	11.3	9.4	11.6	8.8	2.3	50 30	30	30	30	30	30
Methyl methacrylate	-10.0 8.0	-4.8	0.0	2.2	1.8	2.8	50 30	30	30	30	30	30
Bromodichloromethane	-15.2 5.6	-1.9	3.9	3.3	1.2	2.9	50 30	30	30	30	30	30

FORM VI
GC/MS VOA BY INTERNAL STANDARD - INITIAL CALIBRATION DATA
READBACK PERCENT ERROR

Lab Name: Eurofins Lancaster Laboratories Envir Job No.: 410-110319-1 Analy Batch No.: 300915

SDG No.:

Instrument ID: 15830 GC Column: R-624SilMS 3 ID: 0.25(mm) Heated Purge: (Y/N) N

Calibration Start Date: 09/28/2022 17:03 Calibration End Date: 09/28/2022 19:40 Calibration ID: 42606

ANALYTE	PERCENT ERROR						PERCENT ERROR LIMIT					
	LVL 1 # LVL 7 #	LVL 2 #	LVL 3 #	LVL 4 #	LVL 5 #	LVL 6 #	LVL 1 LVL 7	LVL 2	LVL 3	LVL 4	LVL 5	LVL 6
2-Nitropropane	-14.1 7.9	1.0	7.0	-4.0	-0.2	2.5	50 30	30	30	30	30	30
2-Chloroethyl vinyl ether	-17.4 6.7	-1.5	3.7	1.7	2.7	4.1	50 30	30	30	30	30	30
cis-1,3-Dichloropropene	-14.1 5.1	-1.4	3.2	2.7	1.8	2.7	50 30	30	30	30	30	30
4-Methyl-2-pentanone	-6.8 -0.8	-4.6	5.6	5.8	1.3	-0.4	50 30	30	30	30	30	30
Toluene	-5.4 -3.5	5.4	6.5	3.3	-2.1	-4.2	50 30	30	30	30	30	30
trans-1,3-Dichloropropene	-11.5 5.6	-4.4	3.0	3.5	0.8	3.0	50 30	30	30	30	30	30
Ethyl methacrylate	-13.6 6.7	-7.3	1.9	4.1	4.6	3.6	50 30	30	30	30	30	30
1,1,2-Trichloroethane	12.1 -4.1	-0.6	0.4	0.1	-3.1	-4.7	50 30	30	30	30	30	30
Tetrachloroethene	-6.6 -2.2	3.7	8.5	2.6	-1.6	-4.3	50 30	30	30	30	30	30
1,3-Dichloropropane	-2.5 -0.3	0.0	3.8	2.3	-1.2	-2.1	50 30	30	30	30	30	30
2-Hexanone	-5.4 -2.6	-4.5	9.4	5.8	-1.4	-1.3	50 30	30	30	30	30	30
Dibromochloromethane	-9.3 7.6	-7.2	0.2	3.1	2.0	3.7	50 30	30	30	30	30	30
1,2-Dibromoethane	-5.7 2.0	-2.2	2.6	3.2	0.6	-0.4	50 30	30	30	30	30	30
Chlorobenzene	-5.0 -1.6	2.4	5.4	3.1	-1.3	-3.0	50 30	30	30	30	30	30
1-Chlorohexane	-6.4 -1.2	5.9	6.4	2.8	-4.3	-3.2	50 30	30	30	30	30	30
1,1,1,2-Tetrachloroethane	-5.7 3.3	-5.3	3.3	3.0	1.1	0.3	50 30	30	30	30	30	30
Ethylbenzene	-6.3 -10.2	4.3	7.9	5.0	0.2	-0.9	50 30	30	30	30	30	30
m&p-Xylene	-7.3 -3.4	3.5	7.0	4.3	-1.1	-3.0	50 30	30	30	30	30	30
o-Xylene	-8.7 -2.1	3.7	5.8	4.9	-0.7	-2.9	50 30	30	30	30	30	30

FORM VI
GC/MS VOA BY INTERNAL STANDARD - INITIAL CALIBRATION DATA
READBACK PERCENT ERROR

Lab Name: Eurofins Lancaster Laboratories Envir Job No.: 410-110319-1 Analy Batch No.: 300915

SDG No.:

Instrument ID: 15830 GC Column: R-624SilMS 3 ID: 0.25(mm) Heated Purge: (Y/N) N

Calibration Start Date: 09/28/2022 17:03 Calibration End Date: 09/28/2022 19:40 Calibration ID: 42606

ANALYTE	PERCENT ERROR						PERCENT ERROR LIMIT					
	LVL 1 # LVL 7 #	LVL 2 #	LVL 3 #	LVL 4 #	LVL 5 #	LVL 6 #	LVL 1 LVL 7	LVL 2	LVL 3	LVL 4	LVL 5	LVL 6
Styrene	-13.0 0.6	-1.6	5.3	5.9	1.8	1.1	50 30	30	30	30	30	30
Bromoform	-9.8 11.8	-13.2	-1.6	0.8	4.4	7.6	50 30	30	30	30	30	30
Isopropylbenzene	-8.5 -9.0	5.1	8.5	4.6	1.0	-1.6	50 30	30	30	30	30	30
Bromobenzene	-11.2 1.6	3.1	5.5	3.5	-1.0	-1.5	50 30	30	30	30	30	30
1,1,2,2-Tetrachloroethane	-6.6 11.2	-2.5	3.1	-1.9	-2.8	-0.5	50 30	30	30	30	30	30
trans-1,4-Dichloro-2-butene	-9.1 6.5	-5.8	2.3	1.4	1.1	3.6	50 30	30	30	30	30	30
1,2,3-Trichloropropane	-4.1 2.4	-6.2	2.5	5.0	0.9	-0.6	50 30	30	30	30	30	30
N-Propylbenzene	-10.3 -16.7	6.6	11.6	6.2	2.3	0.2	50 30	30	30	30	30	30
2-Chlorotoluene	-6.6 -0.3	1.8	5.3	2.7	-1.3	-1.7	50 30	30	30	30	30	30
1,3,5-Trimethylbenzene	-12.1 -3.2	3.0	8.7	3.6	-0.1	0.0	50 30	30	30	30	30	30
4-Chlorotoluene	-16.0 2.8	1.1	7.6	4.0	-0.1	0.4	50 30	30	30	30	30	30
tert-Butylbenzene	-15.1 2.9	3.3	6.9	3.2	-0.3	-0.8	50 30	30	30	30	30	30
1,2,4-Trimethylbenzene	-11.0 -4.8	2.4	7.9	4.5	0.9	0.1	50 30	30	30	30	30	30
sec-Butylbenzene	-12.5 -8.9	3.6	9.6	5.1	2.6	0.5	50 30	30	30	30	30	30
1,3-Dichlorobenzene	-6.8 -0.8	2.9	6.6	1.6	-1.3	-2.1	50 30	30	30	30	30	30
p-Isopropyltoluene	-12.8 -3.8	1.3	8.6	5.1	1.3	0.3	50 30	30	30	30	30	30
1,4-Dichlorobenzene	-2.7 -1.4	1.5	4.0	2.0	-1.6	-1.7	50 30	30	30	30	30	30
1,2,3-Trimethylbenzene	-6.7 -4.2	2.3	6.0	3.6	0.3	-1.3	50 30	30	30	30	30	30
Benzyl chloride	-16.0 9.0	-10.3	0.6	3.9	4.6	8.3	50 30	30	30	30	30	30

FORM VI
GC/MS VOA BY INTERNAL STANDARD - INITIAL CALIBRATION DATA
READBACK PERCENT ERROR

Lab Name: Eurofins Lancaster Laboratories Envir Job No.: 410-110319-1 Analy Batch No.: 300915

SDG No.:

Instrument ID: 15830 GC Column: R-624SilMS 3 ID: 0.25(mm) Heated Purge: (Y/N) N

Calibration Start Date: 09/28/2022 17:03 Calibration End Date: 09/28/2022 19:40 Calibration ID: 42606

ANALYTE	PERCENT ERROR						PERCENT ERROR LIMIT					
	LVL 1 # LVL 7 #	LVL 2 #	LVL 3 #	LVL 4 #	LVL 5 #	LVL 6 #	LVL 1 LVL 7	LVL 2	LVL 3	LVL 4	LVL 5	LVL 6
1,3-Diethylbenzene	-11.7 -0.7	0.9	7.3	3.8	1.0	-0.7	50 30	30	30	30	30	30
1,4-Diethylbenzene	-10.6 -0.7	-0.8	8.0	4.6	-0.2	-0.3	50 30	30	30	30	30	30
n-Butylbenzene	-11.5 -0.2	0.6	8.1	2.3	0.3	0.3	50 30	30	30	30	30	30
1,2-Dichlorobenzene	-4.4 -1.3	-0.4	4.8	2.9	-0.2	-1.5	50 30	30	30	30	30	30
1,2-Diethylbenzene	-9.1 -0.9	3.1	6.0	2.4	-0.3	-1.3	50 30	30	30	30	30	30
1,2-Dibromo-3-Chloropropane	-1.6 4.9	-11.8	-2.4	6.2	3.1	1.5	50 30	30	30	30	30	30
1,3,5-Trichlorobenzene	-0.4 -1.2	-0.2	4.7	0.1	-1.3	-1.8	50 30	30	30	30	30	30
1,2,4-Trichlorobenzene	3.4 1.1	-6.4	0.4	1.9	-0.4	0.0	50 30	30	30	30	30	30
Hexachlorobutadiene	9.8 -4.2	0.0	3.7	-1.0	-3.4	-4.9	50 30	30	30	30	30	30
Naphthalene	-3.8 -8.6	-3.5	3.0	6.9	4.2	1.8	50 30	30	30	30	30	30
1,2,3-Trichlorobenzene	-1.2 -0.2	-3.5	1.2	2.9	1.3	-0.5	50 30	30	30	30	30	30
2-Methylnaphthalene	-3.3 2.4	-9.5	-4.7	4.6	7.6	2.9	50 30	30	30	30	30	30
Dibromofluoromethane (Surr)	2.0 3.5	-0.2	0.4	-2.7	-3.0	-0.1	50 30	30	30	30	30	30
1,2-Dichloroethane-d4 (Surr)	2.4 -2.2	1.1	-0.6	1.6	-0.6	-1.7	50 30	30	30	30	30	30
Toluene-d8 (Surr)	-0.7 -0.2	0.8	0.1	0.8	-0.3	-0.6	50 30	30	30	30	30	30
4-Bromofluorobenzene (Surr)	-0.1 0.3	0.1	-0.4	0.7	-0.3	-0.5	50 30	30	30	30	30	30

Eurofins Lancaster Laboratories Environment Testing, LLC
Target Compound Quantitation Report

Data File: \\chromfs\Lancaster\ChromData\15830\20220928-67446.b\FS28X03.D
Lims ID: IC v1
Client ID:
Sample Type: IC Calib Level: 1
Inject. Date: 28-Sep-2022 17:03:45 ALS Bottle#: 0 Worklist Smp#: 3
Purge Vol: 5.000 mL Dil. Factor: 1.0000
Sample Info: blank
Misc. Info.: 410-0067446-003
Operator ID: jml01693 Instrument ID: 15830
Sublist: chrom-MSVoa_15830_PT1*sub15

Method: \\chromfs\Lancaster\ChromData\15830\20220928-67446.b\MSVoa_15830_PT1.m
Limit Group: MSV - 8260C_D
Last Update: 29-Sep-2022 12:40:25 Calib Date: 28-Sep-2022 19:40:09
Integrator: RTE ID Type: Deconvolution ID
Quant Method: Internal Standard Quant By: Initial Calibration
Last ICal File: \\chromfs\Lancaster\ChromData\15830\20220928-67446.b\FS28X15.D

Column 1 : Rxi-624Sil MS Capillary Column (0.25 mm) Det: MS Quad
Process Host: CTX1640

First Level Reviewer: K4WN Date: 28-Sep-2022 22:49:04

Compound	Sig	RT (min.)	Exp RT (min.)	Dlt RT (min.)	Q	Response	Cal Amt ug/l	OnCol Amt ug/l	Flags
1 Dichlorodifluoromethane	85	1.047	1.050	-0.003	96	5198	1.00	0.7717	
2 Chloromethane	50	1.185	1.172	0.013	97	8928	1.00	0.9624	
3 Vinyl chloride	62	1.240	1.236	0.004	95	6455	1.00	0.8909	
4 Bromomethane	94	1.433	1.432	0.001	85	4162	1.00	0.9873	
5 Chloroethane	64	1.484	1.477	0.007	79	4510	1.00	0.9847	
6 Trichlorofluoromethane	101	1.622	1.622	0.000	95	6870	1.00	0.8302	
7 Pentane	43	1.683	1.683	0.000	96	10985	1.00	0.8903	
8 Acrolein	56	1.915	1.918	-0.003	98	27833	10.0	9.48	M
9 1,1-Dichloroethene	96	1.989	1.986	0.003	96	4733	1.00	0.99	
11 1,1,2-Trichloro-1,2,2-trifluoroe	101	2.027	2.021	0.006	58	4020	1.00	0.8860	
10 Acetone	58	2.034	2.027	0.007	99	2915	2.00	2.04	
12 Iodomethane	142	2.092	2.092	0.000	97	6300	1.00	0.9330	
14 Carbon disulfide	76	2.143	2.140	0.003	99	14145	1.00	0.9269	
13 Isopropyl alcohol	45	2.159	2.156	0.003	24	8535	5.00	5.62	M
15 Methyl acetate	43	2.275	2.272	0.003	85	11391	1.00	1.13	
16 3-Chloro-1-propene	41	2.269	2.272	-0.003	90	11786	1.00	0.99	
17 Methylene Chloride	84	2.371	2.375	-0.004	97	5983	1.00	1.04	
* 18 t-Butyl alcohol-d10 (IS)	65	2.416	2.416	0.000	98	476950	250.0	250.0	
19 2-Methyl-2-propanol	59	2.487	2.481	0.006	97	13128	5.00	4.80	
20 Acrylonitrile	53	2.571	2.564	0.007	98	11614	2.50	2.33	
21 trans-1,2-Dichloroethene	96	2.587	2.587	0.000	76	5153	1.00	0.9601	
22 Methyl tert-butyl ether	73	2.590	2.590	0.000	98	18575	1.00	1.02	
23 Hexane	57	2.812	2.815	-0.003	95	8998	1.00	0.9018	
24 1,1-Dichloroethane	63	2.937	2.937	0.000	96	10911	1.00	0.9376	
25 Isopropyl ether	45	2.982	2.979	0.003	96	23238	1.00	0.9605	
26 2-Chloro-1,3-butadiene	53	2.995	2.992	0.003	93	9160	1.00	0.8812	
27 Tert-butyl ethyl ether	59	3.265	3.268	-0.003	96	20089	1.00	0.9898	
28 2-Butanone (MEK)	43	3.397	3.391	0.006	97	16419	2.00	1.95	
29 cis-1,2-Dichloroethene	96	3.388	3.391	-0.003	83	5625	1.00	0.9577	
30 2,2-Dichloropropane	77	3.391	3.391	0.000	56	5775	1.00	1.01	

Compound	Sig	RT (min.)	Exp RT (min.)	Dlt RT (min.)	Q	Response	Cal Amt ug/l	OnCol Amt ug/l	Flags
31 Propionitrile	54	3.449	3.442	0.007	98	11460	5.00	4.75	M
32 Methacrylonitrile	67	3.561	3.561	0.000	95	10198	2.50	2.30	
33 Chlorobromomethane	128	3.577	3.577	0.000	80	2321	1.00	0.9371	
34 Tetrahydrofuran	71	3.597	3.584	0.012	97	9001	5.00	4.74	
36 Chloroform	83	3.670	3.670	0.000	95	9435	1.00	0.9543	
37 1,1,1-Trichloroethane	97	3.786	3.786	0.000	36	6744	1.00	0.8726	
$ 38 Dibromofluoromethane (Surr)	113	3.793	3.793	0.001	93	175211	50.0	51.0	
39 Cyclohexane	56	3.834	3.841	-0.007	95	10540	1.00	0.8558	
40 Carbon tetrachloride	117	3.905	3.908	-0.003	63	4990	1.00	0.8749	
41 1,1-Dichloropropene	75	3.915	3.918	-0.003	93	7905	1.00	0.9366	
42 Isobutyl alcohol	41	4.050	4.047	0.003	96	9558	12.5	11.1	
$ 43 1,2-Dichloroethane-d4 (Surr)	102	4.060	4.059	0.001	98	49514	50.0	51.2	
44 Benzene	78	4.069	4.072	-0.003	96	23626	1.00	0.9453	
45 1,2-Dichloroethane	62	4.124	4.120	0.004	96	9010	1.00	1.07	
46 Tert-amyl methyl ether	73	4.201	4.198	0.003	96	17971	1.00	0.9865	
* 47 Fluorobenzene (IS)	96	4.320	4.323	-0.003	98	822562	50.0	50.0	
48 n-Heptane	43	4.339	4.339	0.000	88	9753	1.00	0.9162	
49 n-Butanol	56	4.590	4.587	0.003	90	7419	12.5	10.5	
50 Trichloroethene	95	4.619	4.619	0.000	96	5683	1.00	0.9362	
51 Methylcyclohexane	83	4.805	4.805	0.000	94	9181	1.00	0.8786	
52 1,2-Dichloropropane	63	4.828	4.831	-0.003	91	6407	1.00	0.9351	
53 2-ethoxy-2-methyl butane	87	4.844	4.850	-0.006	89	8272	1.00	0.9226	
55 Dibromomethane	93	4.899	4.899	0.000	67	3305	1.00	0.9427	
54 1,4-Dioxane	88	4.902	4.905	-0.003	31	872	12.5	7.12	M
56 Methyl methacrylate	69	4.905	4.905	0.000	94	5638	1.00	0.9005	
57 Dichlorobromomethane	83	5.059	5.059	0.000	96	5970	1.00	0.8482	
58 2-Nitropropane	41	5.246	5.249	-0.003	99	15121	5.00	4.29	
59 2-Chloroethyl vinyl ether	63	5.317	5.313	0.004	91	4182	1.00	0.8264	
60 cis-1,3-Dichloropropene	75	5.429	5.429	0.000	91	8445	1.00	0.8594	
61 4-Methyl-2-pentanone (MIBK)	43	5.558	5.561	-0.003	98	27229	2.00	1.86	
$ 62 Toluene-d8 (Surr)	98	5.635	5.635	0.000	95	754862	50.0	49.7	
63 Toluene	92	5.686	5.690	-0.004	96	13580	1.00	0.9458	
64 trans-1,3-Dichloropropene	75	5.879	5.879	0.000	98	7600	1.00	0.8845	
65 Ethyl methacrylate	69	5.934	5.934	0.000	91	8152	1.00	0.8640	
66 1,1,2-Trichloroethane	97	6.014	6.018	-0.004	90	5726	1.00	1.12	
67 Tetrachloroethene	166	6.063	6.066	-0.003	94	4609	1.00	0.9342	
68 1,3-Dichloropropane	76	6.127	6.130	-0.003	98	9044	1.00	0.9747	
S 69 1,2-Dichloroethene, Total	100				0			1.92	
70 2-Hexanone	43	6.178	6.178	0.000	99	22368	2.00	1.89	
71 Chlorodibromomethane	129	6.272	6.275	-0.003	89	4223	1.00	0.9066	
72 Ethylene Dibromide	107	6.342	6.345	-0.003	96	4865	1.00	0.9434	
* 73 Chlorobenzene-d5 (IS)	117	6.651	6.651	0.000	90	546961	50.0	50.0	
74 Chlorobenzene	112	6.667	6.670	-0.003	93	13877	1.00	0.9498	
75 1-Chlorohexane	91	6.670	6.673	-0.003	86	7469	1.00	0.9359	
76 1,1,1,2-Tetrachloroethane	131	6.731	6.731	0.000	41	4323	1.00	0.9434	
77 Ethylbenzene	91	6.735	6.738	-0.003	99	25888	1.00	0.9366	
78 m-Xylene & p-Xylene	106	6.821	6.821	0.000	99	18948	2.00	1.85	
79 o-Xylene	106	7.050	7.053	-0.003	97	9100	1.00	0.9129	
80 Styrene	104	7.063	7.066	-0.003	95	14858	1.00	0.8697	
81 Bromoform	173	7.169	7.169	0.000	92	3061	1.00	0.9024	
82 Isopropylbenzene	105	7.272	7.271	0.001	97	23568	1.00	0.9145	
$ 83 4-Bromofluorobenzene (Surr)	95	7.368	7.368	0.000	83	298393	50.0	50.0	

Compound	Sig	RT (min.)	Exp RT (min.)	Dlt RT (min.)	Q	Response	Cal Amt ug/l	OnCol Amt ug/l	Flags
84 Bromobenzene	156	7.445	7.445	0.000	86	5109	1.00	0.8884	
85 1,1,2,2-Tetrachloroethane	83	7.452	7.455	-0.003	95	8042	1.00	0.9344	
86 trans-1,4-Dichloro-2-butene	53	7.471	7.474	-0.003	87	8632	2.50	2.27	
87 1,2,3-Trichloropropane	110	7.477	7.480	-0.003	85	2584	1.00	0.9595	
88 N-Propylbenzene	91	7.506	7.509	-0.003	99	30022	1.00	0.8975	
89 2-Chlorotoluene	126	7.555	7.558	-0.003	95	5706	1.00	0.9341	
90 1,3,5-Trimethylbenzene	105	7.612	7.612	0.000	93	19995	1.00	0.8790	
91 4-Chlorotoluene	126	7.625	7.625	0.000	98	5259	1.00	0.8400	
92 tert-Butylbenzene	134	7.783	7.783	0.000	94	3594	1.00	0.8486	
93 1,2,4-Trimethylbenzene	105	7.815	7.815	0.000	98	20649	1.00	0.8902	
94 sec-Butylbenzene	105	7.905	7.905	0.000	95	23659	1.00	0.8755	
95 1,3-Dichlorobenzene	146	7.966	7.966	0.000	98	10836	1.00	0.9321	
96 4-Isopropyltoluene	119	7.989	7.988	0.001	97	20000	1.00	0.8716	
* 97 1,4-Dichlorobenzene-d4	152	8.008	8.008	0.000	98	301139	50.0	50.0	
98 1,4-Dichlorobenzene	146	8.021	8.021	0.000	94	11469	1.00	0.9729	
99 1,2,3-Trimethylbenzene	105	8.037	8.037	0.000	99	21604	1.00	0.9325	
100 Benzyl chloride	91	8.082	8.082	0.000	98	14141	1.00	0.8395	
101 1,3-Diethylbenzene	119	8.137	8.136	0.000	96	12055	1.00	0.8829	
102 p-Diethylbenzene	119	8.188	8.188	0.000	92	12862	1.00	0.8943	
103 n-Butylbenzene	92	8.201	8.201	0.000	98	11319	1.00	0.8850	
104 1,2-Dichlorobenzene	146	8.210	8.210	0.000	94	10569	1.00	0.9565	
105 o-diethylbenzene	119	8.239	8.239	0.000	95	10212	1.00	0.9091	
106 1,2-Dibromo-3-Chloropropane	75	8.612	8.615	-0.003	74	2801	1.00	0.9840	
107 1,3,5-Trichlorobenzene	180	8.709	8.709	0.000	93	7577	1.00	1.00	
108 1,2,4-Trichlorobenzene	180	9.027	9.027	0.000	93	7058	1.00	1.03	
109 Hexachlorobutadiene	225	9.098	9.098	0.000	93	3152	1.00	1.10	
110 Naphthalene	128	9.159	9.159	0.000	98	25310	1.00	0.9624	
111 1,2,3-Trichlorobenzene	180	9.268	9.268	0.000	93	6129	1.00	0.9879	
112 2-Methylnaphthalene	142	9.709	9.712	-0.003	91	11839	1.00	0.9669	
S 134 1,3-Dichloropropene, Total	100				0			1.74	
S 135 Xylenes, Total	106				0			2.77	
S 138 Total Diethylbenzene	1				0			2.69	

QC Flag Legend

Processing Flags

Review Flags

M - Manually Integrated

Reagents:

MSV_4ppbEE_00476	Amount Added: 25.00	Units: mL	
MSV_HP28_ISSS_00005	Amount Added: 5.92	Units: uL	Run Reagent

Report Date: 29-Sep-2022 12:40:26 Chrom Revision: 2.3 22-Sep-2022 21:23:26

Eurofins Lancaster Laboratories Environment Testing, LLC

Data File:	\\chromfs\Lancaster\ChromData\15830\20220928-67446.b\FS28X03.D				
Injection Date:	28-Sep-2022 17:03:45	Instrument ID:	15830	Operator ID:	jml01693
Lims ID:	IC v1			Worklist Smp#:	3
Client ID:					
Purge Vol:	5.000 mL	Dil. Factor:	1.0000	ALS Bottle#:	0
Method:	MSVoa_15830_PT1	Limit Group:	MSV - 8260C_D		

Column: Rxi-624Sil MS Capillary Column (0.25 mm) Y Scaling: Method Defined: Scale to the Nth Largest Peak: 1

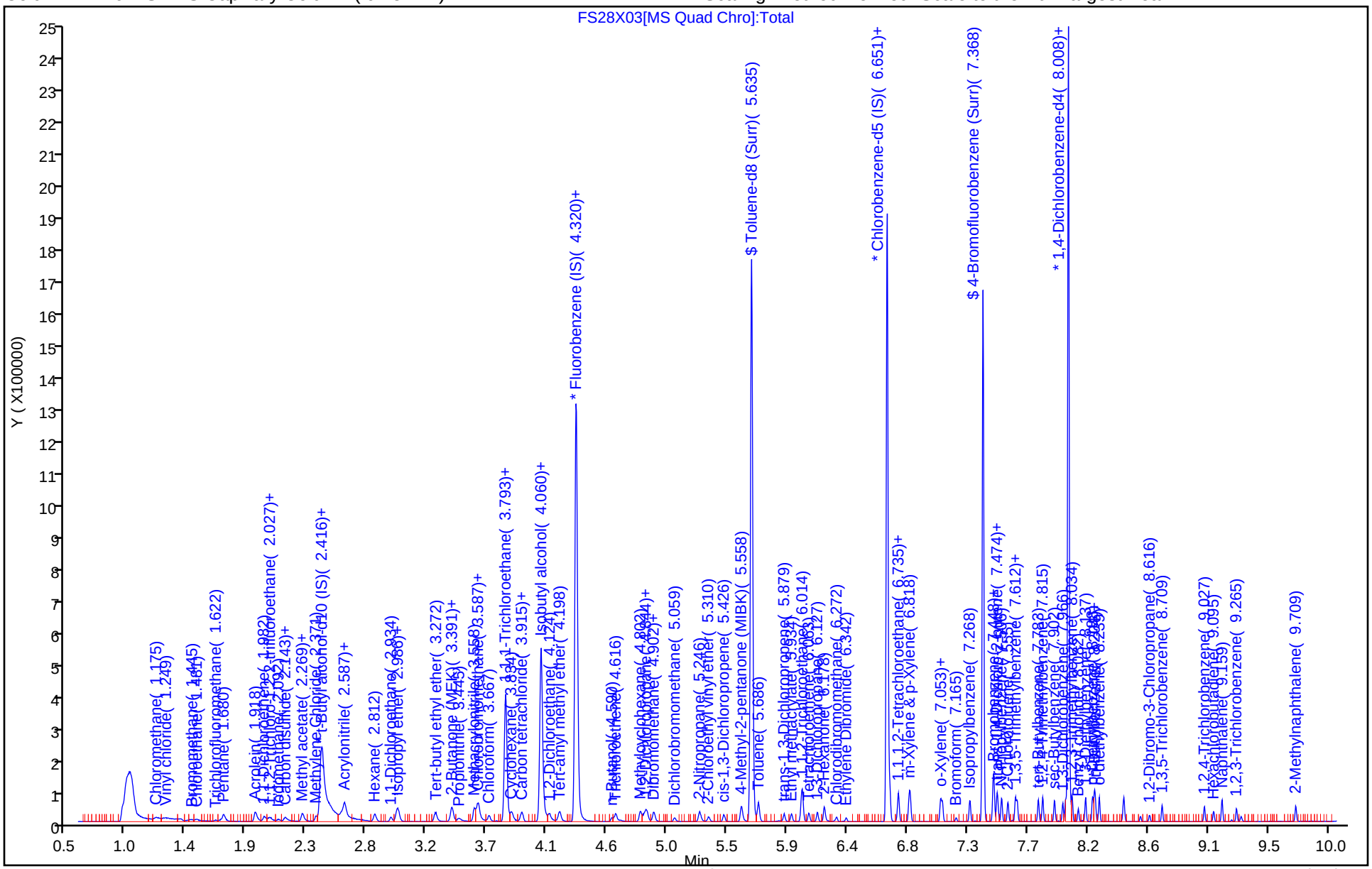

Manual Integration/User Assign Peak Report

Eurofins Lancaster Laboratories Environment Testing, LLC

Data File:	\\chromfs\Lancaster\ChromData\15830\20220928-67446.b\FS28X03.D				
Injection Date:	28-Sep-2022 17:03:45	Instrument ID:	15830		
Lims ID:	IC v1				
Client ID:					
Operator ID:	jml01693	ALS Bottle#:	0	Worklist Smp#:	3
Purge Vol:	5.000 mL	Dil. Factor:	1.0000		
Method:	MSVoa_15830_PT1	Limit Group:	MSV - 8260C_D		
Column:	Rxi-624Sil MS Capillary Column (0.25 mm)	Detector	MS Quad		

8 Acrolein, CAS: 107-02-8

Signal: 1

Processing Integration Results

RT: 1.91
Area: 26771
Amount: 9.790670
Amount Units: ug/l

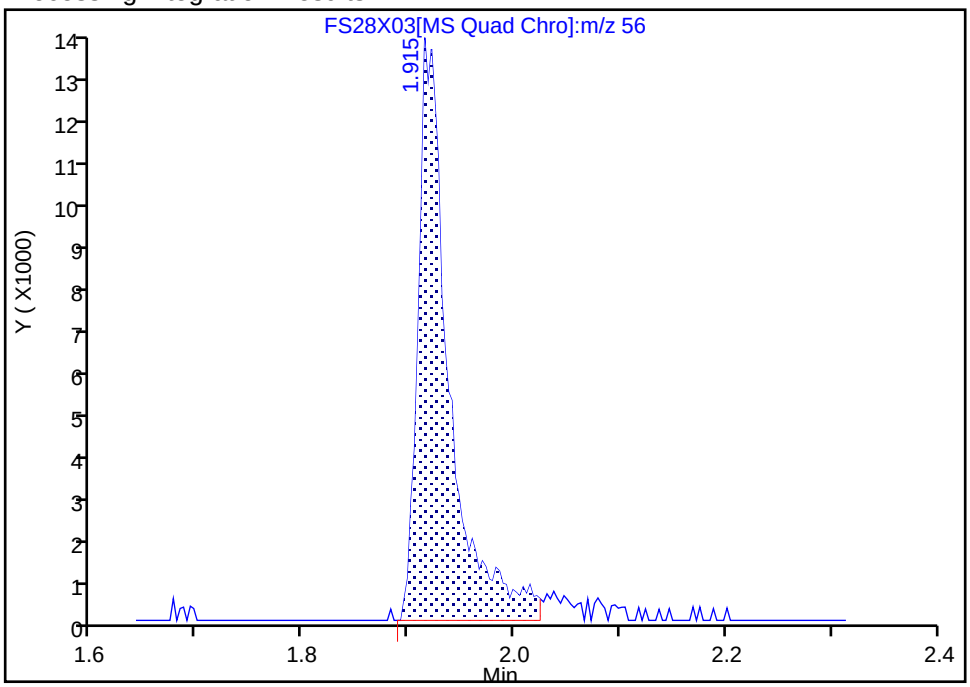

Manual Integration Results

RT: 1.91
Area: 27833
Amount: 9.479525
Amount Units: ug/l

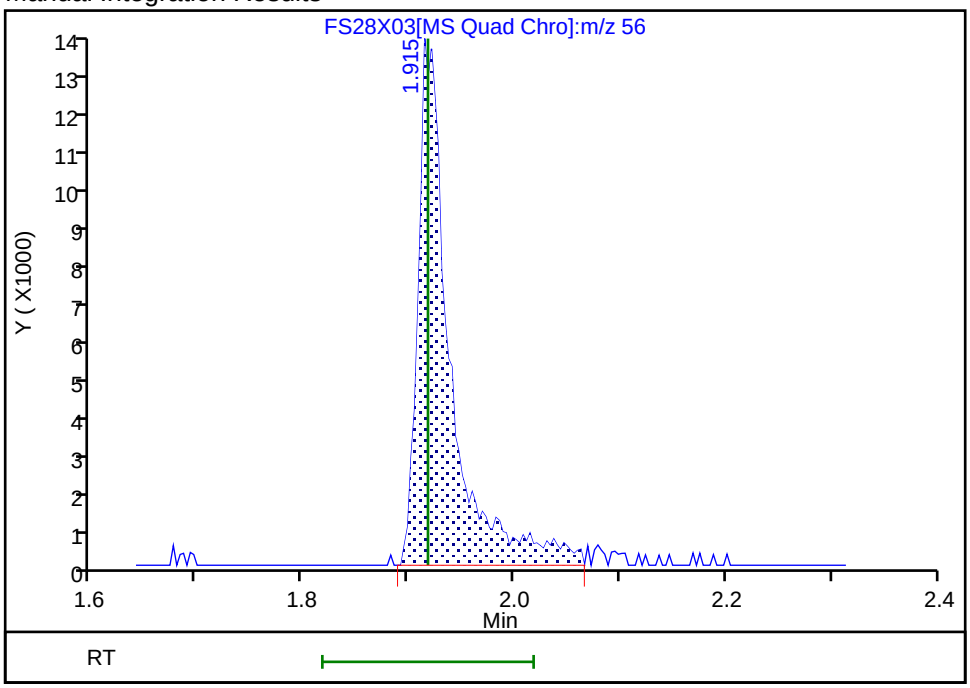

Reviewer: K4WN, 28-Sep-2022 22:48:13
Audit Action: Manually Integrated Audit Reason: Incomplete Integration

Manual Integration/User Assign Peak Report

Eurofins Lancaster Laboratories Environment Testing, LLC

Data File:	\\chromfs\Lancaster\ChromData\15830\20220928-67446.b\FS28X03.D				
Injection Date:	28-Sep-2022 17:03:45	Instrument ID:	15830		
Lims ID:	IC v1				
Client ID:					
Operator ID:	jml01693	ALS Bottle#:	0	Worklist Smp#:	3
Purge Vol:	5.000 mL	Dil. Factor:	1.0000		
Method:	MSVoa_15830_PT1	Limit Group:	MSV - 8260C_D		
Column:	Rxi-624Sil MS Capillary Column (0.25 mm)	Detector	MS Quad		

13 Isopropyl alcohol, CAS: 67-63-0

Signal: 1

Processing Integration Results

RT: 2.16
Area: 7325
Amount: 5.826437
Amount Units: ug/l

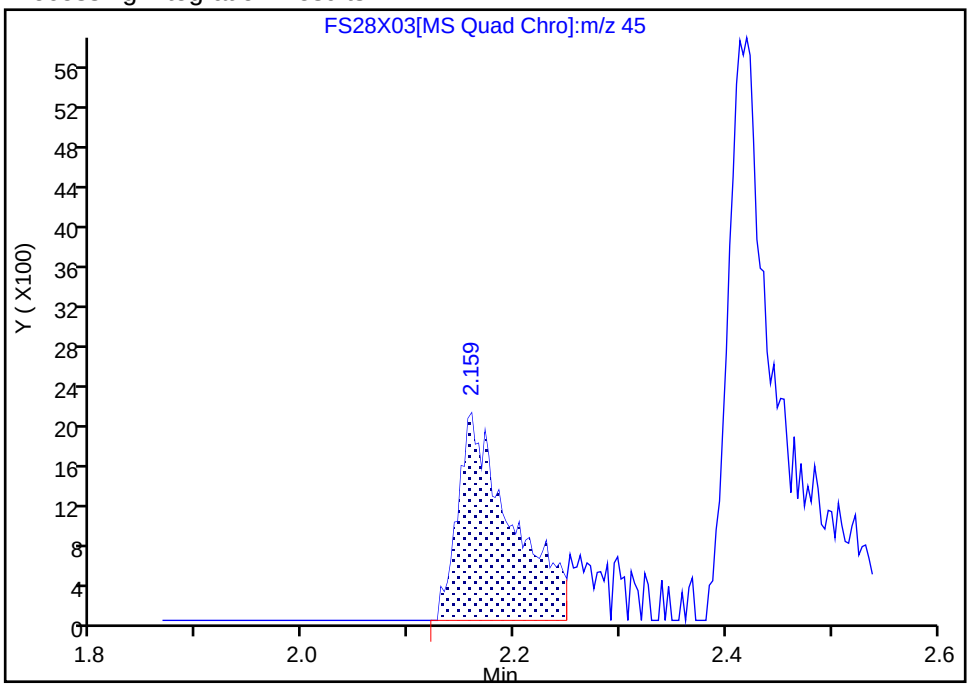

Manual Integration Results

RT: 2.16
Area: 8535
Amount: 5.617827
Amount Units: ug/l

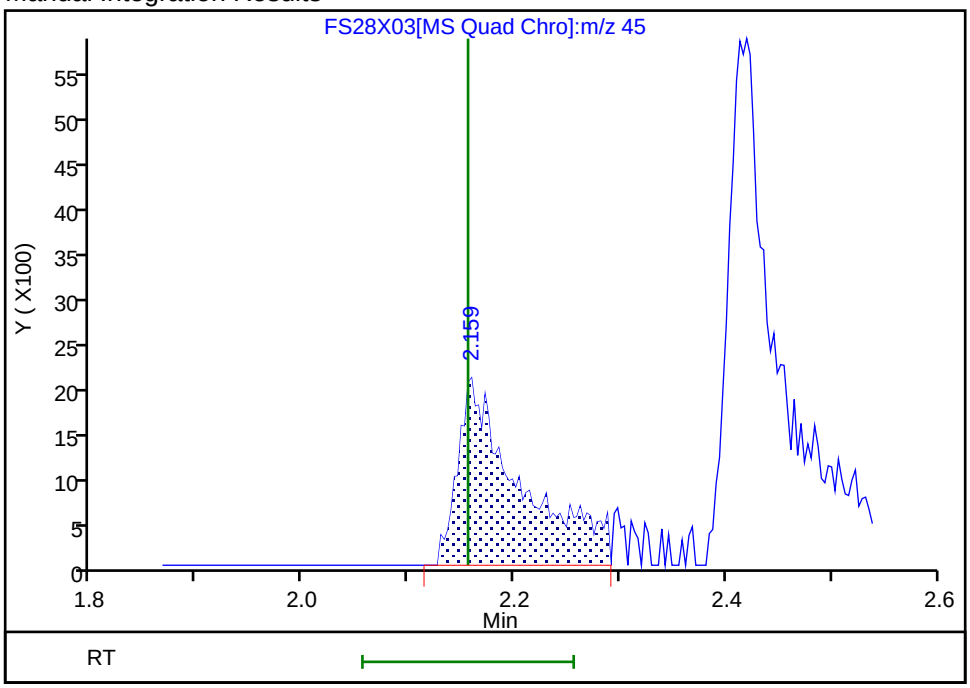

Reviewer: K4WN, 28-Sep-2022 22:48:20
Audit Action: Manually Integrated Audit Reason: Incomplete Integration

Manual Integration/User Assign Peak Report

Eurofins Lancaster Laboratories Environment Testing, LLC

Data File:	\\chromfs\Lancaster\ChromData\15830\20220928-67446.b\FS28X03.D				
Injection Date:	28-Sep-2022 17:03:45	Instrument ID:	15830		
Lims ID:	IC v1				
Client ID:					
Operator ID:	jml01693	ALS Bottle#:	0	Worklist Smp#:	3
Purge Vol:	5.000 mL	Dil. Factor:	1.0000		
Method:	MSVoa_15830_PT1	Limit Group:	MSV - 8260C_D		
Column:	Rxi-624Sil MS Capillary Column (0.25 mm)	Detector	MS Quad		

31 Propionitrile, CAS: 107-12-0

Signal: 1

Processing Integration Results

RT: 3.45
Area: 10395
Amount: 4.744057
Amount Units: ug/l

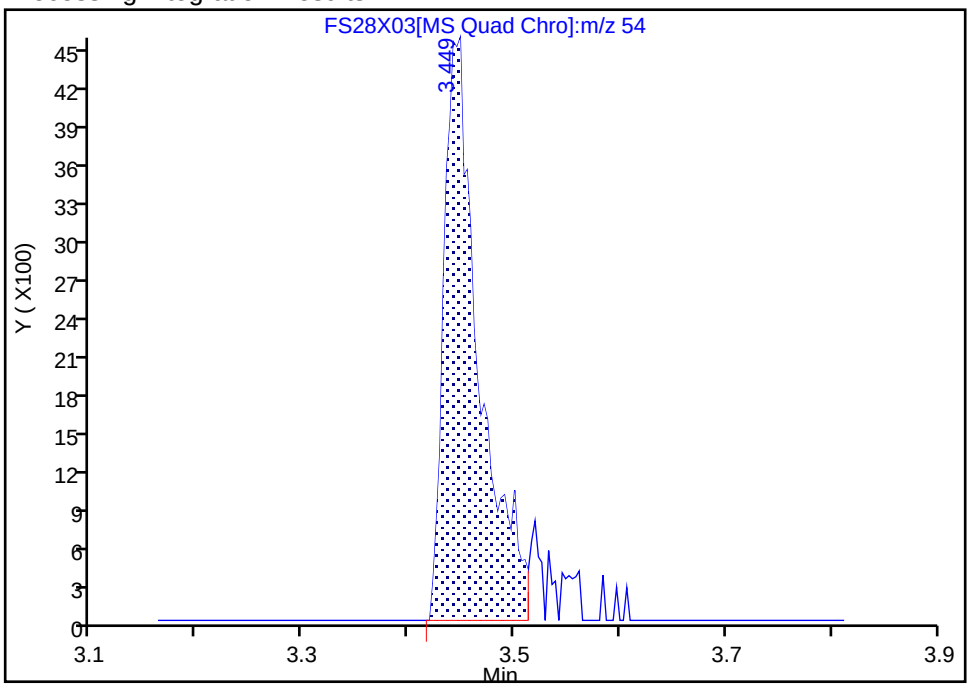

Manual Integration Results

RT: 3.45
Area: 11460
Amount: 4.745228
Amount Units: ug/l

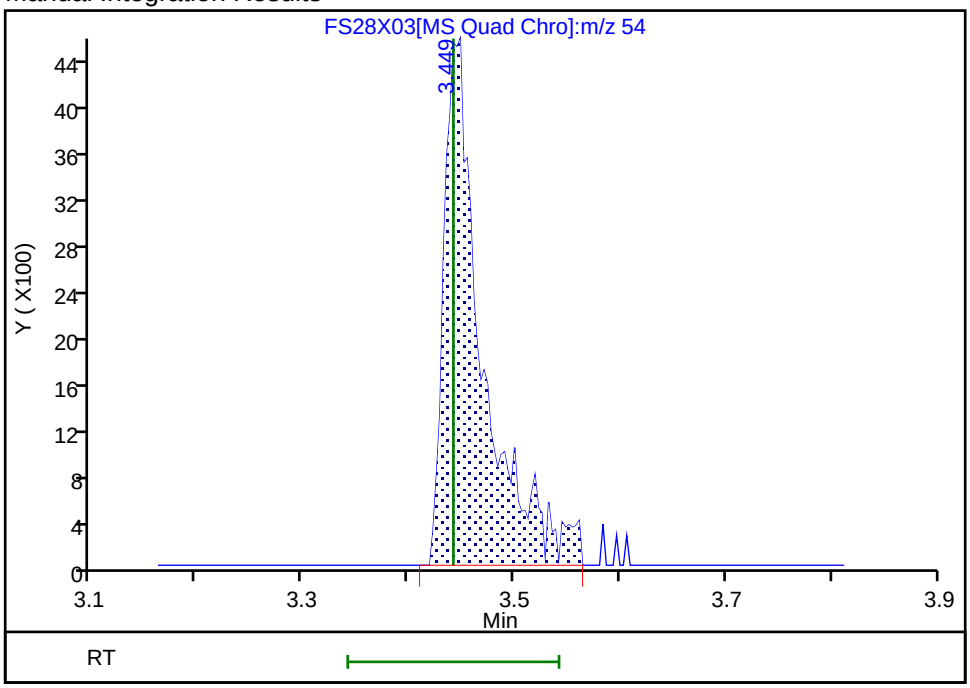

Reviewer: K4WN, 28-Sep-2022 22:48:34

Audit Action: Manually Integrated Audit Reason: Incomplete Integration

Manual Integration/User Assign Peak Report

Eurofins Lancaster Laboratories Environment Testing, LLC

Data File:	\\chromfs\Lancaster\ChromData\15830\20220928-67446.b\FS28X03.D				
Injection Date:	28-Sep-2022 17:03:45	Instrument ID:	15830		
Lims ID:	IC v1				
Client ID:					
Operator ID:	jml01693	ALS Bottle#:	0	Worklist Smp#:	3
Purge Vol:	5.000 mL	Dil. Factor:	1.0000		
Method:	MSVoa_15830_PT1	Limit Group:	MSV - 8260C_D		
Column:	Rxi-624Sil MS Capillary Column (0.25 mm)	Detector	MS Quad		

54 1,4-Dioxane, CAS: 123-91-1

Signal: 1

Processing Integration Results

RT: 4.90
Area: 690
Amount: 6.162807
Amount Units: ug/l

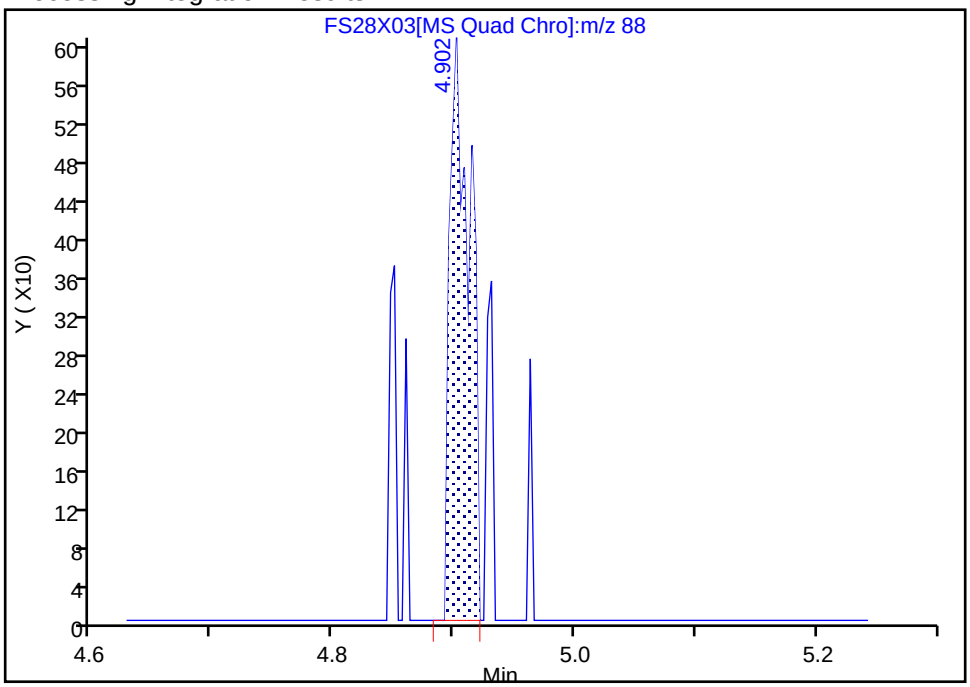

Manual Integration Results

RT: 4.90
Area: 872
Amount: 7.119030
Amount Units: ug/l

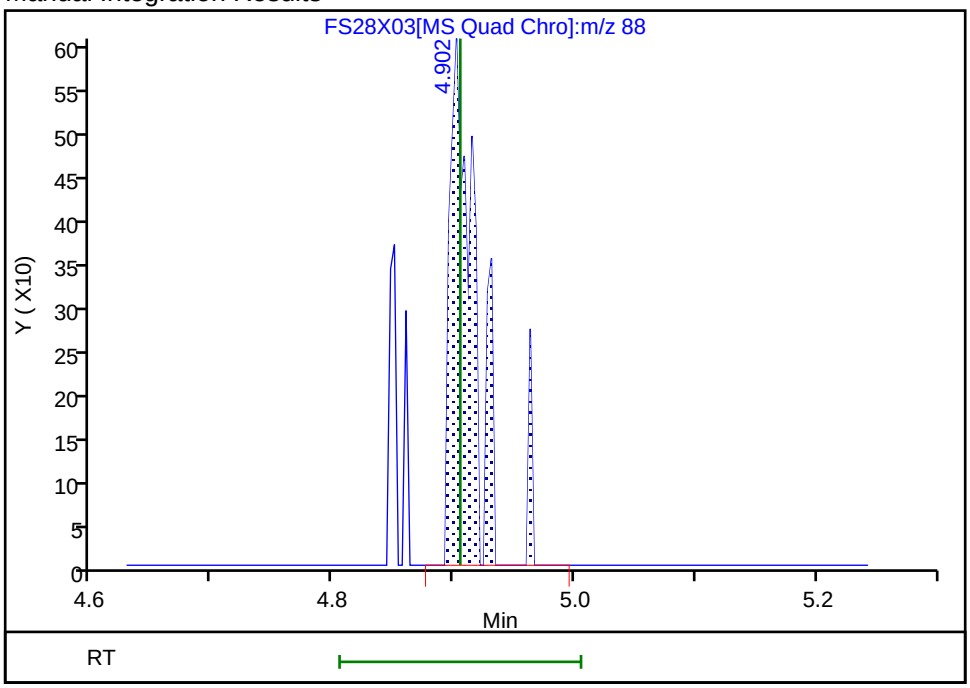

Reviewer: K4WN, 28-Sep-2022 22:48:45
Audit Action: Manually Integrated Audit Reason: Incomplete Integration

Eurofins Lancaster Laboratories Environment Testing, LLC
Target Compound Quantitation Report

Data File: \\chromfs\Lancaster\ChromData\15830\20220928-67446.b\FS28X05.D
Lims ID: IC v4
Client ID:
Sample Type: IC Calib Level: 2
Inject. Date: 28-Sep-2022 17:29:50 ALS Bottle#: 0 Worklist Smp#: 4
Purge Vol: 5.000 mL Dil. Factor: 1.0000
Sample Info: blank
Misc. Info.: 410-0067446-004
Operator ID: jml01693 Instrument ID: 15830
Sublist: chrom-MSVoa_15830_PT1*sub15

Method: \\chromfs\Lancaster\ChromData\15830\20220928-67446.b\MSVoa_15830_PT1.m
Limit Group: MSV - 8260C_D
Last Update: 29-Sep-2022 12:40:28 Calib Date: 28-Sep-2022 19:40:09
Integrator: RTE ID Type: Deconvolution ID
Quant Method: Internal Standard Quant By: Initial Calibration
Last ICal File: \\chromfs\Lancaster\ChromData\15830\20220928-67446.b\FS28X15.D

Column 1 : Rxi-624Sil MS Capillary Column (0.25 mm) Det: MS Quad
Process Host: CTX1640

First Level Reviewer: K4WN Date: 28-Sep-2022 22:49:56

Compound	Sig	RT (min.)	Exp RT (min.)	Dlt RT (min.)	Q	Response	Cal Amt ug/l	OnCol Amt ug/l	Flags
1 Dichlorodifluoromethane	85	1.047	1.050	-0.003	99	29577	4.00	4.23	M
2 Chloromethane	50	1.178	1.172	0.006	99	40557	4.00	4.21	
3 Vinyl chloride	62	1.239	1.236	0.003	97	32077	4.00	4.26	
4 Bromomethane	94	1.442	1.432	0.010	92	18557	4.00	4.24	
5 Chloroethane	64	1.481	1.477	0.004	99	20841	4.00	4.38	
6 Trichlorofluoromethane	101	1.622	1.622	0.000	97	35893	4.00	4.17	
7 Pentane	43	1.683	1.683	0.000	96	55003	4.00	4.29	
8 Acrolein	56	1.921	1.918	0.003	99	104330	40.0	38.9	
9 1,1-Dichloroethene	96	1.989	1.986	0.003	94	20809	4.00	4.19	
11 1,1,2-Trichloro-1,2,2-trifluoroe	101	2.027	2.021	0.006	84	19234	4.00	4.08	
10 Acetone	58	2.027	2.027	0.000	99	11273	8.00	8.64	
12 Iodomethane	142	2.092	2.092	0.000	99	29169	4.00	4.16	
14 Carbon disulfide	76	2.143	2.140	0.003	99	67549	4.00	4.26	
13 Isopropyl alcohol	45	2.159	2.156	0.003	99	28987	20.0	20.9	
15 Methyl acetate	43	2.275	2.272	0.003	65	38979	4.00	3.72	M
16 3-Chloro-1-propene	41	2.272	2.272	0.000	91	51265	4.00	4.15	
17 Methylene Chloride	84	2.374	2.375	-0.001	98	23670	4.00	3.97	
* 18 t-Butyl alcohol-d10 (IS)	65	2.416	2.416	0.000	99	435225	250.0	250.0	
19 2-Methyl-2-propanol	59	2.484	2.481	0.003	99	50192	20.0	20.1	
20 Acrylonitrile	53	2.571	2.564	0.007	99	48469	10.0	9.38	
21 trans-1,2-Dichloroethene	96	2.587	2.587	0.000	77	23036	4.00	4.13	
22 Methyl tert-butyl ether	73	2.590	2.590	0.000	98	70829	4.00	3.73	
23 Hexane	57	2.815	2.815	0.000	96	42459	4.00	4.10	
24 1,1-Dichloroethane	63	2.937	2.937	0.000	96	51223	4.00	4.24	
25 Isopropyl ether	45	2.979	2.979	0.000	95	103164	4.00	4.10	
26 2-Chloro-1,3-butadiene	53	2.992	2.992	0.000	93	45163	4.00	4.18	
27 Tert-butyl ethyl ether	59	3.272	3.268	0.004	99	86342	4.00	4.09	
28 2-Butanone (MEK)	43	3.394	3.391	0.003	98	69264	8.00	7.91	
29 cis-1,2-Dichloroethene	96	3.394	3.391	0.003	82	25281	4.00	4.14	
30 2,2-Dichloropropane	77	3.391	3.391	-0.001	55	26186	4.00	4.42	

Compound	Sig	RT (min.)	Exp RT (min.)	Dlt RT (min.)	Q	Response	Cal Amt ug/l	OnCol Amt ug/l	Flags
31 Propionitrile	54	3.442	3.442	0.000	100	44460	20.0	20.2	
32 Methacrylonitrile	67	3.558	3.561	-0.003	95	43675	10.0	9.49	
33 Chlorobromomethane	128	3.580	3.577	0.003	88	9946	4.00	3.86	
34 Tetrahydrofuran	71	3.587	3.584	0.003	96	36226	20.0	20.9	
36 Chloroform	83	3.670	3.670	0.000	94	41957	4.00	4.08	
37 1,1,1-Trichloroethane	97	3.789	3.786	0.003	95	33054	4.00	4.12	M
$ 38 Dibromofluoromethane (Surr)	113	3.796	3.793	0.004	92	178227	50.0	49.9	
39 Cyclohexane	56	3.837	3.841	-0.004	95	53011	4.00	4.14	
40 Carbon tetrachloride	117	3.905	3.908	-0.003	96	23596	4.00	3.98	
41 1,1-Dichloropropene	75	3.915	3.918	-0.003	93	36075	4.00	4.11	
42 Isobutyl alcohol	41	4.046	4.047	-0.001	91	40268	50.0	51.1	
$ 43 1,2-Dichloroethane-d4 (Surr)	102	4.059	4.059	0.000	97	50781	50.0	50.5	
44 Benzene	78	4.072	4.072	0.000	96	106888	4.00	4.12	
45 1,2-Dichloroethane	62	4.124	4.120	0.004	96	34832	4.00	3.97	
46 Tert-amyl methyl ether	73	4.198	4.198	0.000	96	75284	4.00	3.98	
* 47 Fluorobenzene (IS)	96	4.323	4.323	0.000	98	854663	50.0	50.0	
48 n-Heptane	43	4.339	4.339	0.000	98	45719	4.00	4.13	
49 n-Butanol	56	4.587	4.587	0.000	95	31971	50.0	49.7	
50 Trichloroethene	95	4.619	4.619	0.000	94	25684	4.00	4.07	
51 Methylcyclohexane	83	4.805	4.805	0.000	95	43993	4.00	4.05	
52 1,2-Dichloropropane	63	4.831	4.831	0.000	96	28827	4.00	4.05	
53 2-ethoxy-2-methyl butane	87	4.853	4.850	0.003	91	37241	4.00	4.00	
55 Dibromomethane	93	4.902	4.899	0.003	91	14322	4.00	3.93	
54 1,4-Dioxane	88	4.915	4.905	0.010	30	6221	50.0	55.7	M
56 Methyl methacrylate	69	4.905	4.905	0.000	94	24777	4.00	3.81	
57 Dichlorobromomethane	83	5.059	5.059	0.000	98	28700	4.00	3.92	
58 2-Nitropropane	41	5.249	5.249	0.000	98	64897	20.0	20.2	
59 2-Chloroethyl vinyl ether	63	5.313	5.313	0.000	90	20709	4.00	3.94	
60 cis-1,3-Dichloropropene	75	5.429	5.429	0.000	93	40287	4.00	3.95	
61 4-Methyl-2-pentanone (MIBK)	43	5.558	5.561	-0.003	99	115885	8.00	7.63	
$ 62 Toluene-d8 (Surr)	98	5.635	5.635	0.000	95	806092	50.0	50.4	
63 Toluene	92	5.686	5.690	-0.004	97	63653	4.00	4.22	
64 trans-1,3-Dichloropropene	75	5.879	5.879	0.000	97	34544	4.00	3.82	
65 Ethyl methacrylate	69	5.934	5.934	0.000	93	36791	4.00	3.71	
66 1,1,2-Trichloroethane	97	6.017	6.018	-0.001	92	21363	4.00	3.98	
67 Tetrachloroethene	166	6.066	6.066	0.000	93	21517	4.00	4.15	
68 1,3-Dichloropropane	76	6.130	6.130	0.000	96	39046	4.00	4.00	
S 69 1,2-Dichloroethene, Total	100				0			8.27	
70 2-Hexanone	43	6.178	6.178	0.000	99	94983	8.00	7.64	
71 Chlorodibromomethane	129	6.271	6.275	-0.004	91	18183	4.00	3.71	
72 Ethylene Dibromide	107	6.342	6.345	-0.003	98	21205	4.00	3.91	
* 73 Chlorobenzene-d5 (IS)	117	6.651	6.651	0.000	90	575181	50.0	50.0	
74 Chlorobenzene	112	6.670	6.670	0.000	91	62939	4.00	4.10	
75 1-Chlorohexane	91	6.670	6.673	-0.003	88	35554	4.00	4.24	
76 1,1,1,2-Tetrachloroethane	131	6.731	6.731	0.000	92	18254	4.00	3.79	
77 Ethylbenzene	91	6.738	6.738	0.000	99	121260	4.00	4.17	
78 m-Xylene & p-Xylene	106	6.821	6.821	0.000	99	88904	8.00	8.28	
79 o-Xylene	106	7.053	7.053	0.000	97	43465	4.00	4.15	
80 Styrene	104	7.066	7.066	0.000	96	70727	4.00	3.94	
81 Bromoform	173	7.168	7.169	-0.001	95	12378	4.00	3.47	
82 Isopropylbenzene	105	7.271	7.271	0.000	97	113883	4.00	4.20	
$ 83 4-Bromofluorobenzene (Surr)	95	7.368	7.368	0.000	82	314480	50.0	50.1	

Compound	Sig	RT (min.)	Exp RT (min.)	Dlt RT (min.)	Q	Response	Cal Amt ug/l	OnCol Amt ug/l	Flags
84 Bromobenzene	156	7.445	7.445	0.000	95	24191	4.00	4.12	
85 1,1,2,2-Tetrachloroethane	83	7.451	7.455	-0.004	94	34238	4.00	3.90	
86 trans-1,4-Dichloro-2-butene	53	7.474	7.474	0.000	92	36509	10.0	9.42	
87 1,2,3-Trichloropropane	110	7.480	7.480	0.000	83	10310	4.00	3.75	
88 N-Propylbenzene	91	7.509	7.509	0.000	100	145607	4.00	4.27	
89 2-Chlorotoluene	126	7.554	7.558	-0.004	95	25370	4.00	4.07	
90 1,3,5-Trimethylbenzene	105	7.612	7.612	0.000	93	95675	4.00	4.12	
91 4-Chlorotoluene	126	7.625	7.625	0.000	99	25844	4.00	4.05	
92 tert-Butylbenzene	134	7.783	7.783	0.000	94	17854	4.00	4.13	
93 1,2,4-Trimethylbenzene	105	7.815	7.815	0.000	98	96911	4.00	4.09	
94 sec-Butylbenzene	105	7.905	7.905	0.000	95	114242	4.00	4.14	
95 1,3-Dichlorobenzene	146	7.966	7.966	0.000	96	48824	4.00	4.12	
96 4-Isopropyltoluene	119	7.985	7.988	-0.003	97	94868	4.00	4.05	
* 97 1,4-Dichlorobenzene-d4	152	8.008	8.008	0.000	98	307273	50.0	50.0	
98 1,4-Dichlorobenzene	146	8.021	8.021	0.000	93	48823	4.00	4.06	
99 1,2,3-Trimethylbenzene	105	8.037	8.037	0.000	99	96688	4.00	4.09	
100 Benzyl chloride	91	8.082	8.082	0.000	99	61673	4.00	3.59	
101 1,3-Diethylbenzene	119	8.136	8.136	0.000	95	56244	4.00	4.04	
102 p-Diethylbenzene	119	8.188	8.188	0.000	91	58217	4.00	3.97	
103 n-Butylbenzene	92	8.201	8.201	0.000	98	52509	4.00	4.02	
104 1,2-Dichlorobenzene	146	8.210	8.210	0.000	95	44935	4.00	3.99	
105 o-diethylbenzene	119	8.239	8.239	0.000	98	47292	4.00	4.13	
106 1,2-Dibromo-3-Chloropropane	75	8.615	8.615	0.000	73	10247	4.00	3.53	
107 1,3,5-Trichlorobenzene	180	8.712	8.709	0.003	94	30983	4.00	3.99	
108 1,2,4-Trichlorobenzene	180	9.027	9.027	0.000	94	26066	4.00	3.74	
109 Hexachlorobutadiene	225	9.094	9.098	-0.004	97	11713	4.00	4.00	
110 Naphthalene	128	9.159	9.159	0.000	97	103570	4.00	3.86	
111 1,2,3-Trichlorobenzene	180	9.268	9.268	0.000	94	24442	4.00	3.86	
112 2-Methylnaphthalene	142	9.712	9.712	0.000	94	45225	4.00	3.62	
S 134 1,3-Dichloropropene, Total	100				0			7.77	
S 135 Xylenes, Total	106				0			12.4	
S 138 Total Diethylbenzene	1				0			12.1	

QC Flag Legend

Processing Flags

Review Flags

M - Manually Integrated

Reagents:

MSV_CCV_VOC#1_00090	Amount Added:	4.00	Units: uL	
MSV_V_Gas_00297	Amount Added:	2.00	Units: uL	
MSV_CCV_VOC#3_00090	Amount Added:	3.20	Units: uL	
MSV_CCV_2CEVE_00085	Amount Added:	4.00	Units: uL	
MSV_HP28_ISSS_00005	Amount Added:	5.92	Units: uL	Run Reagent

Report Date: 29-Sep-2022 12:40:29 Chrom Revision: 2.3 22-Sep-2022 21:23:26

Eurofins Lancaster Laboratories Environment Testing, LLC

Data File:	\\chromfs\Lancaster\ChromData\15830\20220928-67446.b\FS28X05.D				
Injection Date:	28-Sep-2022 17:29:50	Instrument ID:	15830	Operator ID:	jml01693
Lims ID:	IC v4			Worklist Smp#:	4
Client ID:					
Purge Vol:	5.000 mL	Dil. Factor:	1.0000	ALS Bottle#:	0
Method:	MSVoa_15830_PT1	Limit Group:	MSV - 8260C_D		

Column: Rxi-624Sil MS Capillary Column (0.25 mm) Y Scaling: Method Defined: Scale to the Nth Largest Peak: 1

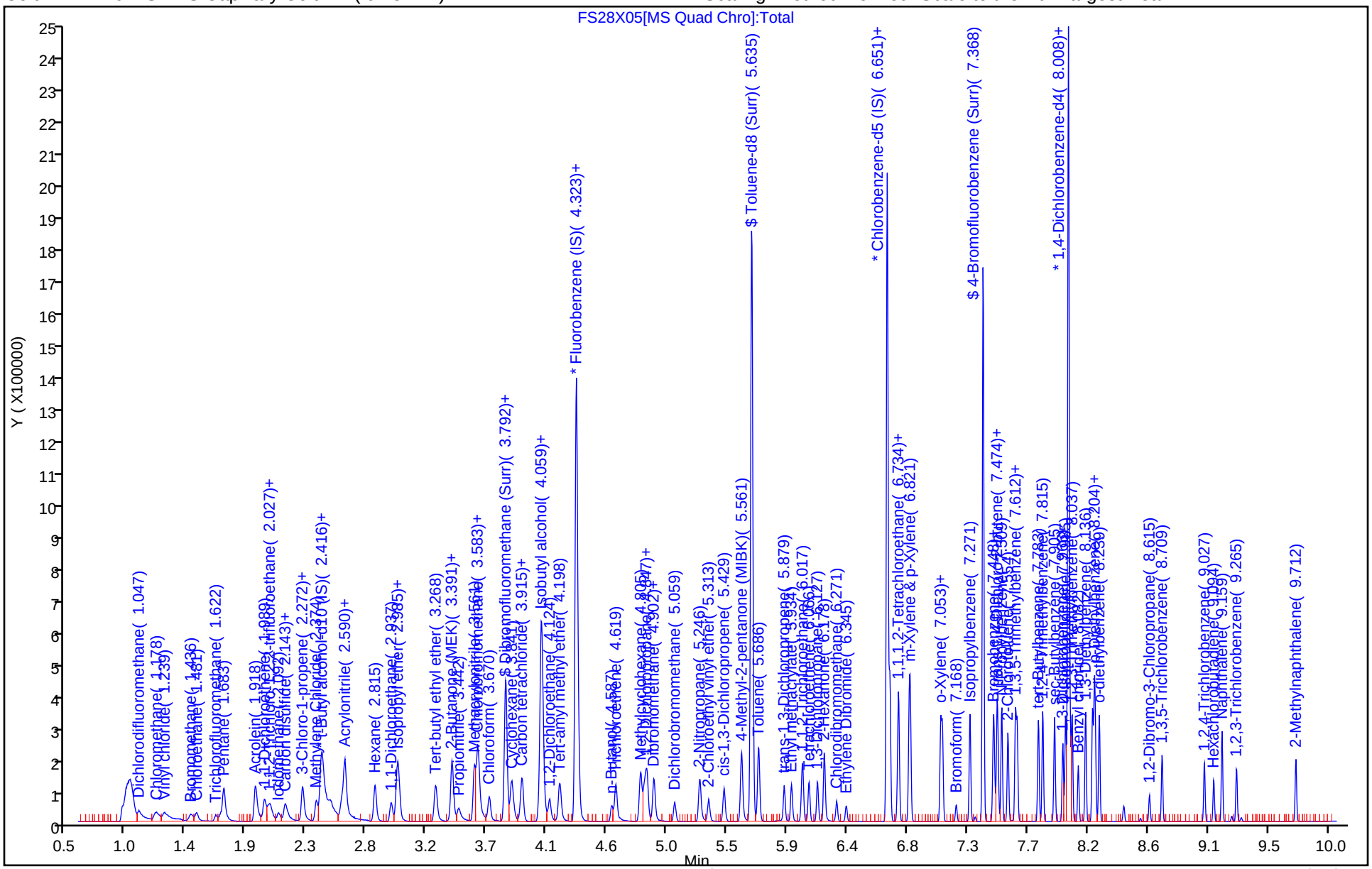

Manual Integration/User Assign Peak Report

Eurofins Lancaster Laboratories Environment Testing, LLC

Data File:	\\chromfs\Lancaster\ChromData\15830\20220928-67446.b\FS28X05.D				
Injection Date:	28-Sep-2022 17:29:50	Instrument ID:	15830		
Lims ID:	IC v4				
Client ID:					
Operator ID:	jml01693	ALS Bottle#:	0	Worklist Smp#:	4
Purge Vol:	5.000 mL	Dil. Factor:	1.0000		
Method:	MSVoa_15830_PT1	Limit Group:	MSV - 8260C_D		
Column:	Rxi-624Sil MS Capillary Column (0.25 mm)	Detector	MS Quad		

1 Dichlorodifluoromethane, CAS: 75-71-8

Signal: 1

Processing Integration Results

RT: 1.05
Area: 28855
Amount: 4.532143
Amount Units: ug/l

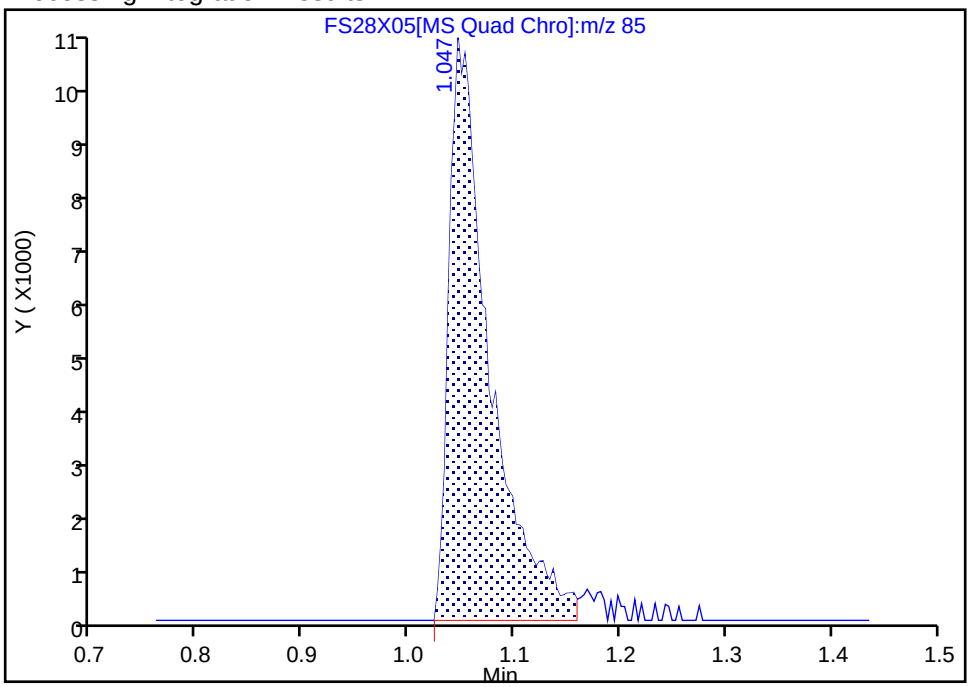

Manual Integration Results

RT: 1.05
Area: 29577
Amount: 4.226121
Amount Units: ug/l

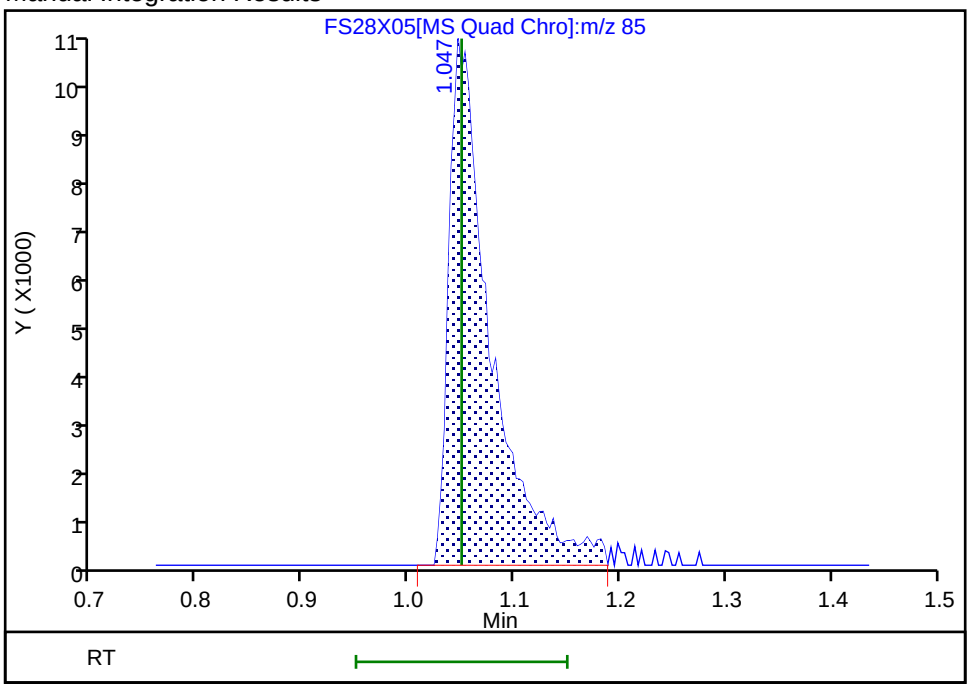

Reviewer: K4WN, 28-Sep-2022 22:49:24
Audit Action: Manually Integrated Audit Reason: Incomplete Integration

Manual Integration/User Assign Peak Report

Eurofins Lancaster Laboratories Environment Testing, LLC

Data File:	\\chromfs\Lancaster\ChromData\15830\20220928-67446.b\FS28X05.D				
Injection Date:	28-Sep-2022 17:29:50	Instrument ID:	15830		
Lims ID:	IC v4				
Client ID:					
Operator ID:	jml01693	ALS Bottle#:	0	Worklist Smp#:	4
Purge Vol:	5.000 mL	Dil. Factor:	1.0000		
Method:	MSVoa_15830_PT1	Limit Group:	MSV - 8260C_D		
Column:	Rxi-624Sil MS Capillary Column (0.25 mm)	Detector	MS Quad		

15 Methyl acetate, CAS: 79-20-9

Signal: 1

Processing Integration Results

RT: 2.27
Area: 37229
Amount: 3.574469
Amount Units: ug/l

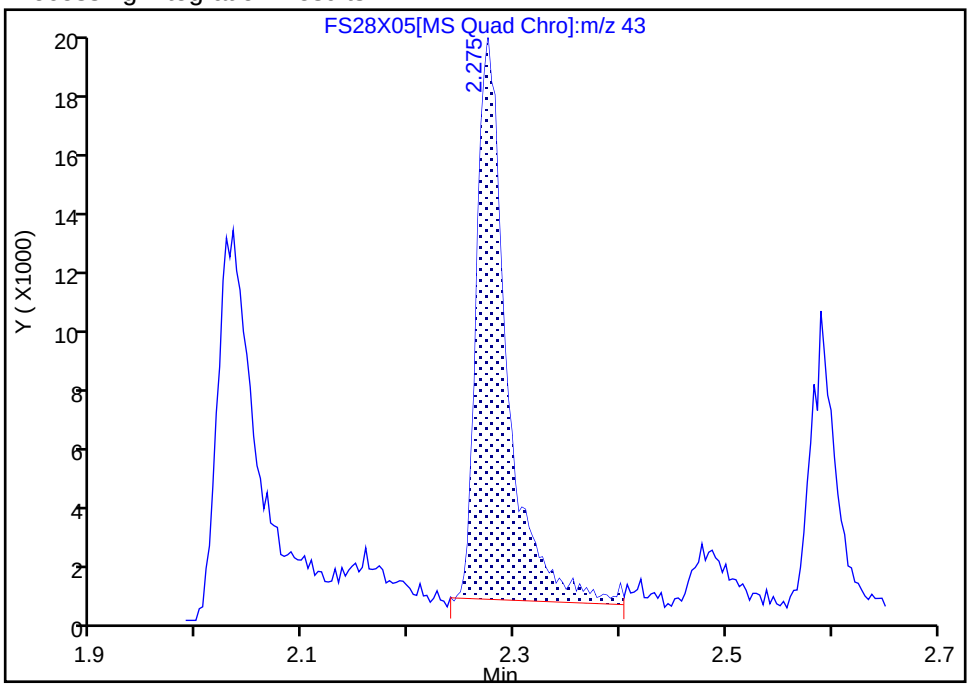

Manual Integration Results

RT: 2.27
Area: 38979
Amount: 3.720168
Amount Units: ug/l

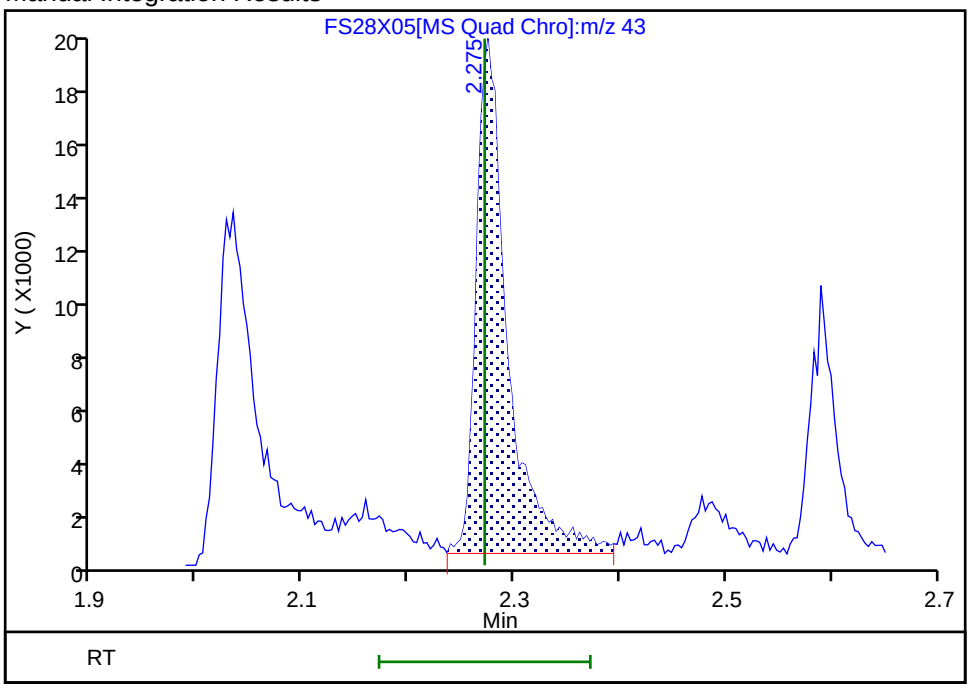

Reviewer: UJML, 29-Sep-2022 10:34:08
Audit Action: Manually Integrated Audit Reason: Baseline

Manual Integration/User Assign Peak Report

Eurofins Lancaster Laboratories Environment Testing, LLC

Data File:	\\chromfs\Lancaster\ChromData\15830\20220928-67446.b\FS28X05.D				
Injection Date:	28-Sep-2022 17:29:50	Instrument ID:	15830		
Lims ID:	IC v4				
Client ID:					
Operator ID:	jml01693	ALS Bottle#:	0	Worklist Smp#:	4
Purge Vol:	5.000 mL	Dil. Factor:	1.0000		
Method:	MSVoa_15830_PT1	Limit Group:	MSV - 8260C_D		
Column:	Rxi-624Sil MS Capillary Column (0.25 mm)	Detector	MS Quad		

37 1,1,1-Trichloroethane, CAS: 71-55-6

Signal: 1

Processing Integration Results

RT: 3.79
Area: 32677
Amount: 4.384435
Amount Units: ug/l

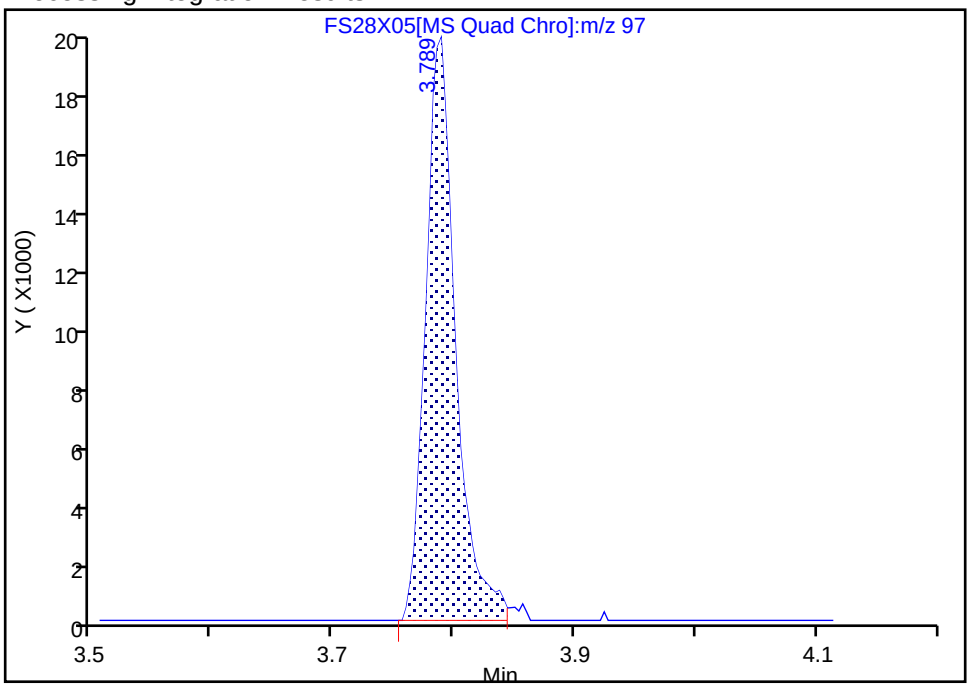

Manual Integration Results

RT: 3.79
Area: 33054
Amount: 4.116330
Amount Units: ug/l

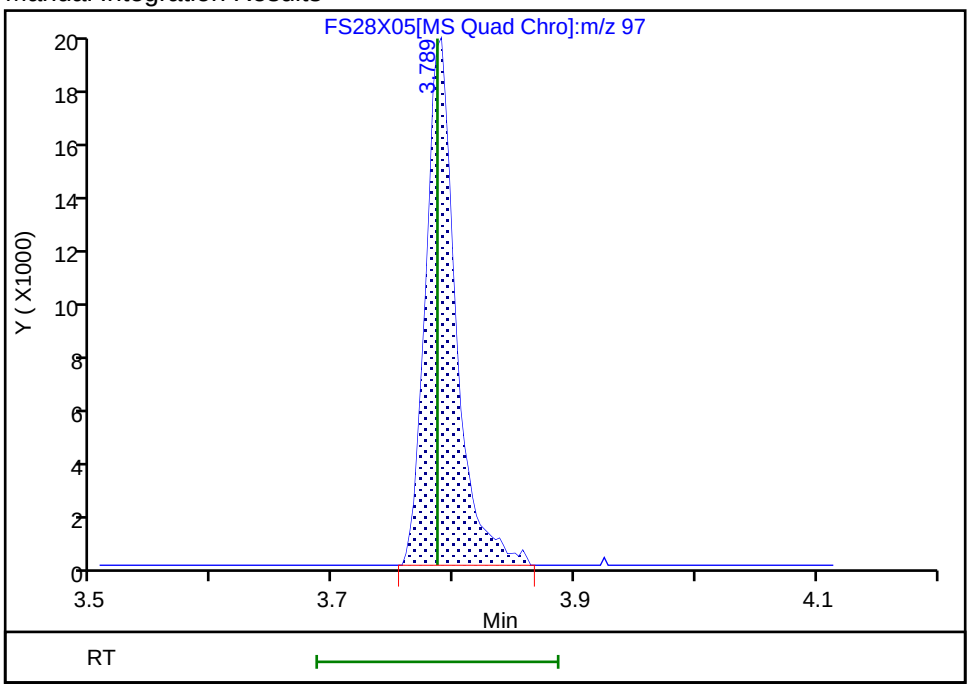

Reviewer: K4WN, 28-Sep-2022 22:50:30

Audit Action: Manually Integrated Audit Reason: Incomplete Integration

Manual Integration/User Assign Peak Report

Eurofins Lancaster Laboratories Environment Testing, LLC

Data File:	\\chromfs\Lancaster\ChromData\15830\20220928-67446.b\FS28X05.D				
Injection Date:	28-Sep-2022 17:29:50	Instrument ID:	15830		
Lims ID:	IC v4				
Client ID:					
Operator ID:	jml01693	ALS Bottle#:	0	Worklist Smp#:	4
Purge Vol:	5.000 mL	Dil. Factor:	1.0000		
Method:	MSVoa_15830_PT1	Limit Group:	MSV - 8260C_D		
Column:	Rxi-624Sil MS Capillary Column (0.25 mm)	Detector	MS Quad		

54 1,4-Dioxane, CAS: 123-91-1

Signal: 1

Processing Integration Results

RT: 4.91
Area: 6046
Amount: 58.384257
Amount Units: ug/l

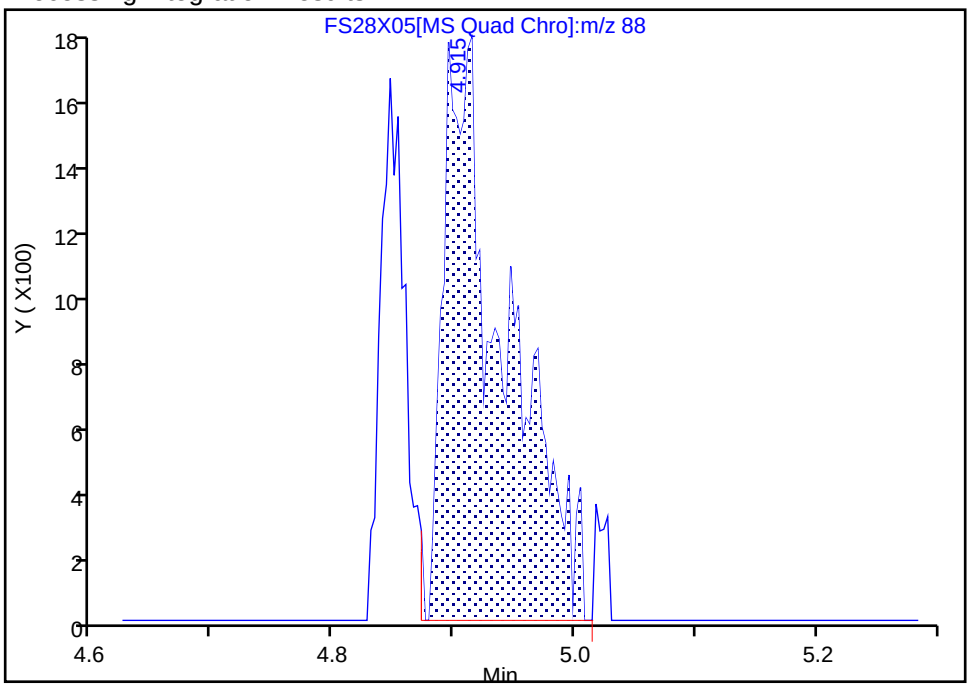

Manual Integration Results

RT: 4.91
Area: 6221
Amount: 55.657482
Amount Units: ug/l

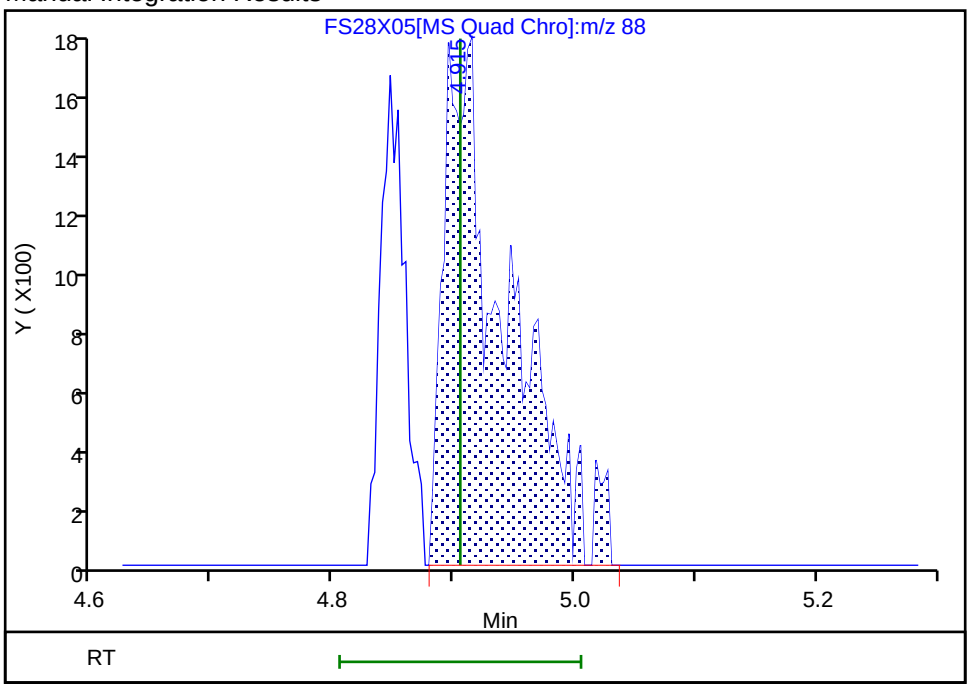

Reviewer: K4WN, 28-Sep-2022 22:50:42

Audit Action: Manually Integrated Audit Reason: Incomplete Integration

Eurofins Lancaster Laboratories Environment Testing, LLC
Target Compound Quantitation Report

Data File: \\chromfs\Lancaster\ChromData\15830\20220928-67446.b\FS28X07.D
Lims ID: IC v10
Client ID:
Sample Type: IC Calib Level: 3
Inject. Date: 28-Sep-2022 17:55:56 ALS Bottle#: 0 Worklist Smp#: 5
Purge Vol: 5.000 mL Dil. Factor: 1.0000
Sample Info: blank
Misc. Info.: 410-0067446-005
Operator ID: jml01693 Instrument ID: 15830
Sublist: chrom-MSVoa_15830_PT1*sub15

Method: \\chromfs\Lancaster\ChromData\15830\20220928-67446.b\MSVoa_15830_PT1.m
Limit Group: MSV - 8260C_D
Last Update: 29-Sep-2022 12:40:31 Calib Date: 28-Sep-2022 19:40:09
Integrator: RTE ID Type: Deconvolution ID
Quant Method: Internal Standard Quant By: Initial Calibration
Last ICal File: \\chromfs\Lancaster\ChromData\15830\20220928-67446.b\FS28X15.D

Column 1 : Rxi-624Sil MS Capillary Column (0.25 mm) Det: MS Quad
Process Host: CTX1640

First Level Reviewer: K4WN Date: 28-Sep-2022 22:52:09

Compound	Sig	RT (min.)	Exp RT (min.)	Dlt RT (min.)	Q	Response	Cal Amt ug/l	OnCol Amt ug/l	Flags
1 Dichlorodifluoromethane	85	1.050	1.050	0.000	99	78122	10.0	11.2	M
2 Chloromethane	50	1.178	1.172	0.006	98	104544	10.0	10.9	M
3 Vinyl chloride	62	1.243	1.236	0.007	97	84797	10.0	11.3	
4 Bromomethane	94	1.439	1.432	0.007	89	47372	10.0	10.9	
5 Chloroethane	64	1.481	1.477	0.004	98	51388	10.0	10.9	
6 Trichlorofluoromethane	101	1.629	1.622	0.007	98	97137	10.0	11.4	
7 Pentane	43	1.686	1.683	0.003	97	140922	10.0	11.1	
8 Acrolein	56	1.924	1.918	0.006	100	306912	100.0	112.4	
9 1,1-Dichloroethene	96	1.989	1.986	0.003	93	53279	10.0	10.8	
11 1,1,2-Trichloro-1,2,2-trifluoroe	101	2.024	2.021	0.003	77	50926	10.0	10.9	
10 Acetone	58	2.037	2.027	0.010	99	26404	20.0	19.9	
12 Iodomethane	142	2.098	2.092	0.006	99	73331	10.0	10.5	
14 Carbon disulfide	76	2.146	2.140	0.006	100	170657	10.0	10.8	
13 Isopropyl alcohol	45	2.166	2.156	0.010	99	69647	50.0	49.3	
15 Methyl acetate	43	2.281	2.272	0.009	67	102419	10.0	9.85	M
16 3-Chloro-1-propene	41	2.275	2.272	0.003	90	130430	10.0	10.6	
17 Methylene Chloride	84	2.381	2.375	0.006	99	63032	10.0	10.6	
* 18 t-Butyl alcohol-d10 (IS)	65	2.420	2.416	0.004	99	443584	250.0	250.0	
19 2-Methyl-2-propanol	59	2.484	2.481	0.003	99	131302	50.0	51.7	
20 Acrylonitrile	53	2.567	2.564	0.003	99	131628	25.0	25.7	
21 trans-1,2-Dichloroethene	96	2.593	2.587	0.006	90	59849	10.0	10.8	
22 Methyl tert-butyl ether	73	2.593	2.590	0.003	97	194951	10.0	10.3	
23 Hexane	57	2.818	2.815	0.003	97	114190	10.0	11.1	
24 1,1-Dichloroethane	63	2.937	2.937	0.000	97	128607	10.0	10.7	
25 Isopropyl ether	45	2.982	2.979	0.003	96	265085	10.0	10.6	
26 2-Chloro-1,3-butadiene	53	2.995	2.992	0.003	93	116717	10.0	10.9	
27 Tert-butyl ethyl ether	59	3.272	3.268	0.004	99	220709	10.0	10.5	
28 2-Butanone (MEK)	43	3.394	3.391	0.003	98	179681	20.0	20.7	
29 cis-1,2-Dichloroethene	96	3.394	3.391	0.003	81	64807	10.0	10.7	
30 2,2-Dichloropropane	77	3.394	3.391	0.003	54	64319	10.0	10.9	

Compound	Sig	RT (min.)	Exp RT (min.)	Dlt RT (min.)	Q	Response	Cal Amt ug/l	OnCol Amt ug/l	Flags
31 Propionitrile	54	3.445	3.442	0.003	99	121299	50.0	54.0	
32 Methacrylonitrile	67	3.564	3.561	0.003	96	115723	25.0	25.3	
33 Chlorobromomethane	128	3.580	3.577	0.003	88	27158	10.0	10.6	
34 Tetrahydrofuran	71	3.590	3.584	0.006	96	97257	50.0	55.0	
36 Chloroform	83	3.674	3.670	0.004	95	108958	10.0	10.7	
37 1,1,1-Trichloroethane	97	3.789	3.786	0.003	97	85451	10.0	10.7	
$ 38 Dibromofluoromethane (Surr)	113	3.796	3.793	0.004	93	177946	50.0	50.2	
39 Cyclohexane	56	3.841	3.841	0.000	95	142019	10.0	11.2	
40 Carbon tetrachloride	117	3.908	3.908	0.000	94	61801	10.0	10.5	
41 1,1-Dichloropropene	75	3.921	3.918	0.003	93	93835	10.0	10.8	
42 Isobutyl alcohol	41	4.050	4.047	0.003	96	107906	125.0	134.4	
$ 43 1,2-Dichloroethane-d4 (Surr)	102	4.063	4.059	0.004	98	49578	50.0	49.7	
44 Benzene	78	4.075	4.072	0.003	97	276284	10.0	10.7	
45 1,2-Dichloroethane	62	4.124	4.120	0.004	96	88761	10.0	10.2	
46 Tert-amyl methyl ether	73	4.201	4.198	0.003	96	196112	10.0	10.4	
* 47 Fluorobenzene (IS)	96	4.323	4.323	0.000	98	848532	50.0	50.0	
48 n-Heptane	43	4.339	4.339	0.000	98	119805	10.0	10.9	
49 n-Butanol	56	4.587	4.587	0.000	93	85672	125.0	130.7	
50 Trichloroethene	95	4.619	4.619	0.000	95	66170	10.0	10.6	
51 Methylcyclohexane	83	4.805	4.805	0.000	95	117908	10.0	10.9	
52 1,2-Dichloropropane	63	4.831	4.831	0.000	94	74355	10.0	10.5	
53 2-ethoxy-2-methyl butane	87	4.854	4.850	0.004	90	96623	10.0	10.4	
55 Dibromomethane	93	4.899	4.899	0.000	91	37033	10.0	10.2	
54 1,4-Dioxane	88	4.908	4.905	0.003	32	15581	125.0	136.8	M
56 Methyl methacrylate	69	4.905	4.905	0.000	96	64578	10.0	10.0	
57 Dichlorobromomethane	83	5.063	5.059	0.003	98	75469	10.0	10.4	
58 2-Nitropropane	41	5.246	5.249	-0.003	98	175188	50.0	53.5	
59 2-Chloroethyl vinyl ether	63	5.313	5.313	0.000	91	54134	10.0	10.4	
60 cis-1,3-Dichloropropene	75	5.429	5.429	0.000	92	104594	10.0	10.3	
61 4-Methyl-2-pentanone (MIBK)	43	5.561	5.561	0.000	99	318279	20.0	21.1	
$ 62 Toluene-d8 (Surr)	98	5.638	5.635	0.003	94	799089	50.0	50.0	
63 Toluene	92	5.689	5.690	-0.001	97	160573	10.0	10.6	
64 trans-1,3-Dichloropropene	75	5.879	5.879	0.000	97	92948	10.0	10.3	
65 Ethyl methacrylate	69	5.934	5.934	0.000	93	100987	10.0	10.2	
66 1,1,2-Trichloroethane	97	6.021	6.018	0.003	93	53846	10.0	10.0	
67 Tetrachloroethene	166	6.066	6.066	0.000	94	56220	10.0	10.9	
68 1,3-Dichloropropane	76	6.130	6.130	0.000	97	101145	10.0	10.4	
S 69 1,2-Dichloroethene, Total	100				0			21.5	
70 2-Hexanone	43	6.178	6.178	0.000	99	271791	20.0	21.9	
71 Chlorodibromomethane	129	6.275	6.275	0.000	90	49005	10.0	10.0	
72 Ethylene Dibromide	107	6.345	6.345	0.000	99	55556	10.0	10.3	
* 73 Chlorobenzene-d5 (IS)	117	6.651	6.651	0.000	89	574447	50.0	50.0	
74 Chlorobenzene	112	6.670	6.670	0.000	92	161715	10.0	10.5	
75 1-Chlorohexane	91	6.670	6.673	-0.003	88	89173	10.0	10.6	
76 1,1,1,2-Tetrachloroethane	131	6.731	6.731	0.000	92	49711	10.0	10.3	
77 Ethylbenzene	91	6.738	6.738	0.000	99	313305	10.0	10.8	
78 m-Xylene & p-Xylene	106	6.821	6.821	0.000	99	229520	20.0	21.4	
79 o-Xylene	106	7.053	7.053	0.000	98	110752	10.0	10.6	
80 Styrene	104	7.066	7.066	0.000	95	188877	10.0	10.5	
81 Bromoform	173	7.169	7.169	0.000	94	35054	10.0	9.84	
82 Isopropylbenzene	105	7.271	7.271	0.000	97	293600	10.0	10.8	
$ 83 4-Bromofluorobenzene (Surr)	95	7.368	7.368	0.000	83	312549	50.0	49.8	

Compound	Sig	RT (min.)	Exp RT (min.)	Dlt RT (min.)	Q	Response	Cal Amt ug/l	OnCol Amt ug/l	Flags
84 Bromobenzene	156	7.445	7.445	0.000	96	61186	10.0	10.5	
85 1,1,2,2-Tetrachloroethane	83	7.455	7.455	0.000	93	89524	10.0	10.3	
86 trans-1,4-Dichloro-2-butene	53	7.474	7.474	0.000	93	97971	25.0	25.6	
87 1,2,3-Trichloropropane	110	7.480	7.480	0.000	87	27845	10.0	10.3	
88 N-Propylbenzene	91	7.509	7.509	0.000	100	376497	10.0	11.2	
89 2-Chlorotoluene	126	7.554	7.558	-0.004	95	64897	10.0	10.5	
90 1,3,5-Trimethylbenzene	105	7.612	7.612	0.000	93	249482	10.0	10.9	
91 4-Chlorotoluene	126	7.625	7.625	0.000	99	67980	10.0	10.8	
92 tert-Butylbenzene	134	7.783	7.783	0.000	94	45658	10.0	10.7	
93 1,2,4-Trimethylbenzene	105	7.815	7.815	0.000	98	252526	10.0	10.8	
94 sec-Butylbenzene	105	7.905	7.905	0.000	95	298630	10.0	11.0	
95 1,3-Dichlorobenzene	146	7.966	7.966	0.000	97	124985	10.0	10.7	
96 4-Isopropyltoluene	119	7.988	7.988	0.000	97	251318	10.0	10.9	
* 97 1,4-Dichlorobenzene-d4	152	8.008	8.008	0.000	98	303753	50.0	50.0	
98 1,4-Dichlorobenzene	146	8.021	8.021	0.000	95	123652	10.0	10.4	
99 1,2,3-Trimethylbenzene	105	8.037	8.037	0.000	100	247650	10.0	10.6	
100 Benzyl chloride	91	8.082	8.082	0.000	99	170943	10.0	10.1	
101 1,3-Diethylbenzene	119	8.136	8.136	0.000	95	147794	10.0	10.7	
102 p-Diethylbenzene	119	8.188	8.188	0.000	93	156640	10.0	10.8	
103 n-Butylbenzene	92	8.201	8.201	0.000	99	139503	10.0	10.8	
104 1,2-Dichlorobenzene	146	8.210	8.210	0.000	95	116759	10.0	10.5	
105 o-diethylbenzene	119	8.239	8.239	0.000	98	120120	10.0	10.6	
106 1,2-Dibromo-3-Chloropropane	75	8.615	8.615	0.000	74	28032	10.0	9.76	
107 1,3,5-Trichlorobenzene	180	8.709	8.709	0.000	96	80348	10.0	10.5	
108 1,2,4-Trichlorobenzene	180	9.027	9.027	0.000	94	69158	10.0	10.0	
109 Hexachlorobutadiene	225	9.098	9.098	0.000	97	30025	10.0	10.4	
110 Naphthalene	128	9.159	9.159	0.000	97	273312	10.0	10.3	
111 1,2,3-Trichlorobenzene	180	9.268	9.268	0.000	95	63356	10.0	10.1	
112 2-Methylnaphthalene	142	9.712	9.712	0.000	92	117724	10.0	9.53	
S 134 1,3-Dichloropropene, Total	100				0			20.6	
S 135 Xylenes, Total	106				0			32.0	
S 138 Total Diethylbenzene	1				0			32.1	

QC Flag Legend

Processing Flags

Review Flags

M - Manually Integrated

Reagents:

MSV_CCV_VOC#1_00090	Amount Added:	2.00	Units: uL	
MSV_V_Gas_00297	Amount Added:	1.00	Units: uL	
MSV_CCV_VOC#3_00090	Amount Added:	1.60	Units: uL	
MSV_CCV_2CEVE_00085	Amount Added:	2.00	Units: uL	
MSV_HP28_ISSS_00005	Amount Added:	5.92	Units: uL	Run Reagent

Report Date: 29-Sep-2022 12:40:31 Chrom Revision: 2.3 22-Sep-2022 21:23:26

Eurofins Lancaster Laboratories Environment Testing, LLC

Data File:	\\chromfs\Lancaster\ChromData\15830\20220928-67446.b\FS28X07.D				
Injection Date:	28-Sep-2022 17:55:56	Instrument ID:	15830	Operator ID:	jml01693
Lims ID:	IC v10			Worklist Smp#:	5
Client ID:					
Purge Vol:	5.000 mL	Dil. Factor:	1.0000	ALS Bottle#:	0
Method:	MSVoa_15830_PT1	Limit Group:	MSV - 8260C_D		

Column: Rxi-624Sil MS Capillary Column (0.25 mm) Y Scaling: Method Defined: Scale to the Nth Largest Peak: 1

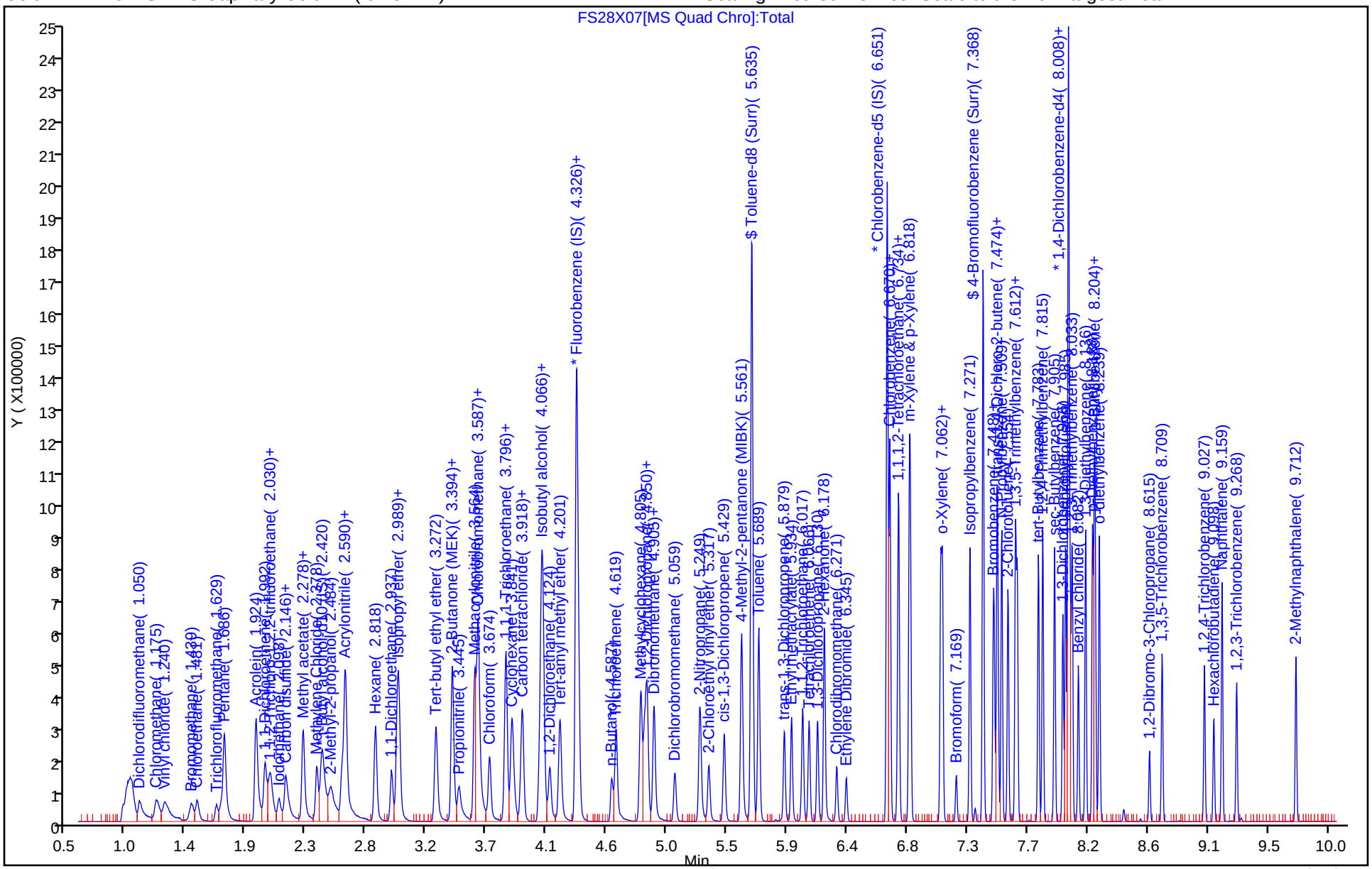

Manual Integration/User Assign Peak Report

Eurofins Lancaster Laboratories Environment Testing, LLC

Data File:	\\chromfs\Lancaster\ChromData\15830\20220928-67446.b\FS28X07.D				
Injection Date:	28-Sep-2022 17:55:56	Instrument ID:	15830		
Lims ID:	IC v10				
Client ID:					
Operator ID:	jml01693	ALS Bottle#:	0	Worklist Smp#:	5
Purge Vol:	5.000 mL	Dil. Factor:	1.0000		
Method:	MSVoa_15830_PT1	Limit Group:	MSV - 8260C_D		
Column:	Rxi-624Sil MS Capillary Column (0.25 mm)	Detector	MS Quad		

1 Dichlorodifluoromethane, CAS: 75-71-8

Signal: 1

Processing Integration Results

RT: 1.05
Area: 73793
Amount: 11.623614
Amount Units: ug/l

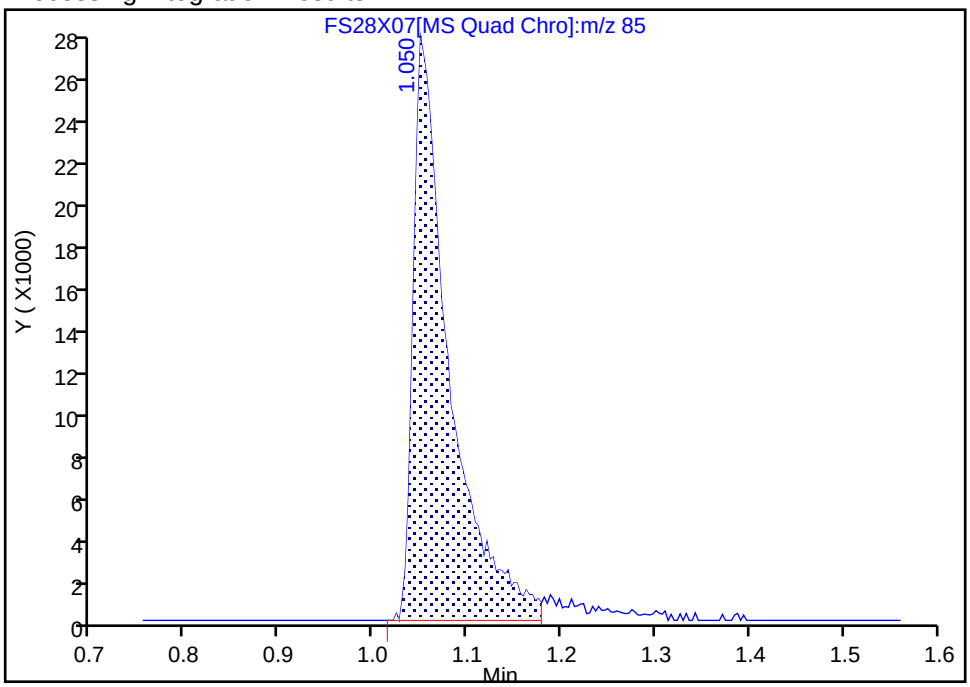

Manual Integration Results

RT: 1.05
Area: 78122
Amount: 11.243145
Amount Units: ug/l

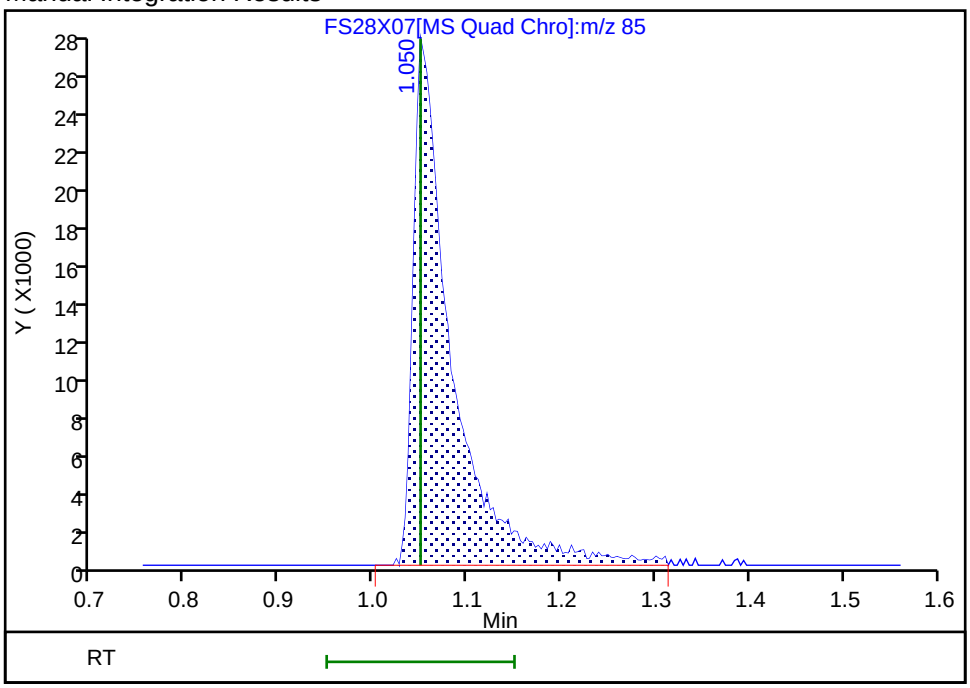

Reviewer: K4WN, 28-Sep-2022 22:51:10
Audit Action: Manually Integrated Audit Reason: Incomplete Integration

Manual Integration/User Assign Peak Report

Eurofins Lancaster Laboratories Environment Testing, LLC

Data File:	\\chromfs\Lancaster\ChromData\15830\20220928-67446.b\FS28X07.D				
Injection Date:	28-Sep-2022 17:55:56	Instrument ID:	15830		
Lims ID:	IC v10				
Client ID:					
Operator ID:	jml01693	ALS Bottle#:	0	Worklist Smp#:	5
Purge Vol:	5.000 mL	Dil. Factor:	1.0000		
Method:	MSVoa_15830_PT1	Limit Group:	MSV - 8260C_D		
Column:	Rxi-624Sil MS Capillary Column (0.25 mm)	Detector	MS Quad		

2 Chloromethane, CAS: 74-87-3

Signal: 1

Processing Integration Results

RT: 1.18
Area: 100450
Amount: 11.307267
Amount Units: ug/l

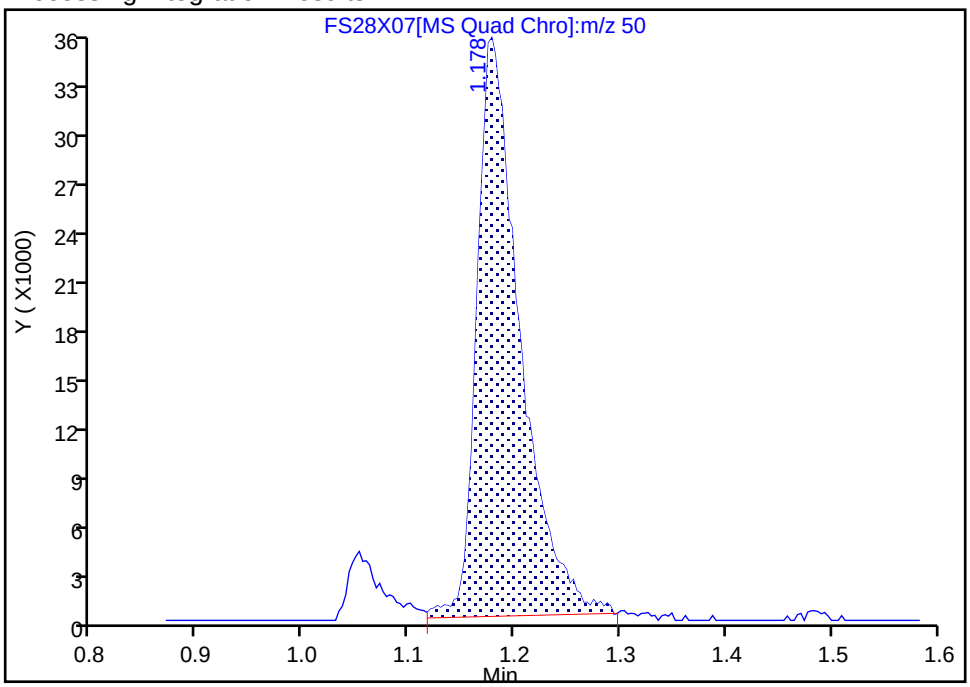

Manual Integration Results

RT: 1.18
Area: 104544
Amount: 10.924450
Amount Units: ug/l

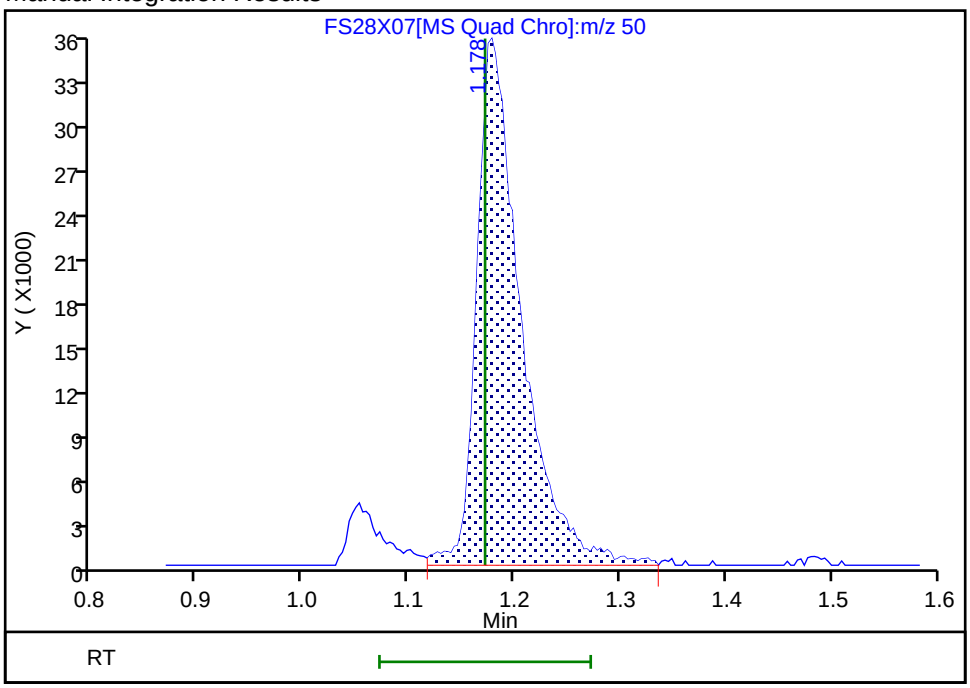

Reviewer: K4WN, 28-Sep-2022 22:51:22

Audit Action: Split an Integrated Peak Audit Reason: Incomplete Integration

Manual Integration/User Assign Peak Report

Eurofins Lancaster Laboratories Environment Testing, LLC

Data File:	\\chromfs\Lancaster\ChromData\15830\20220928-67446.b\FS28X07.D				
Injection Date:	28-Sep-2022 17:55:56	Instrument ID:	15830		
Lims ID:	IC v10				
Client ID:					
Operator ID:	jml01693	ALS Bottle#:	0	Worklist Smp#:	5
Purge Vol:	5.000 mL	Dil. Factor:	1.0000		
Method:	MSVoa_15830_PT1	Limit Group:	MSV - 8260C_D		
Column:	Rxi-624Sil MS Capillary Column (0.25 mm)	Detector	MS Quad		

15 Methyl acetate, CAS: 79-20-9

Signal: 1

Processing Integration Results

RT: 2.28
Area: 115742
Amount: 10.990739
Amount Units: ug/l

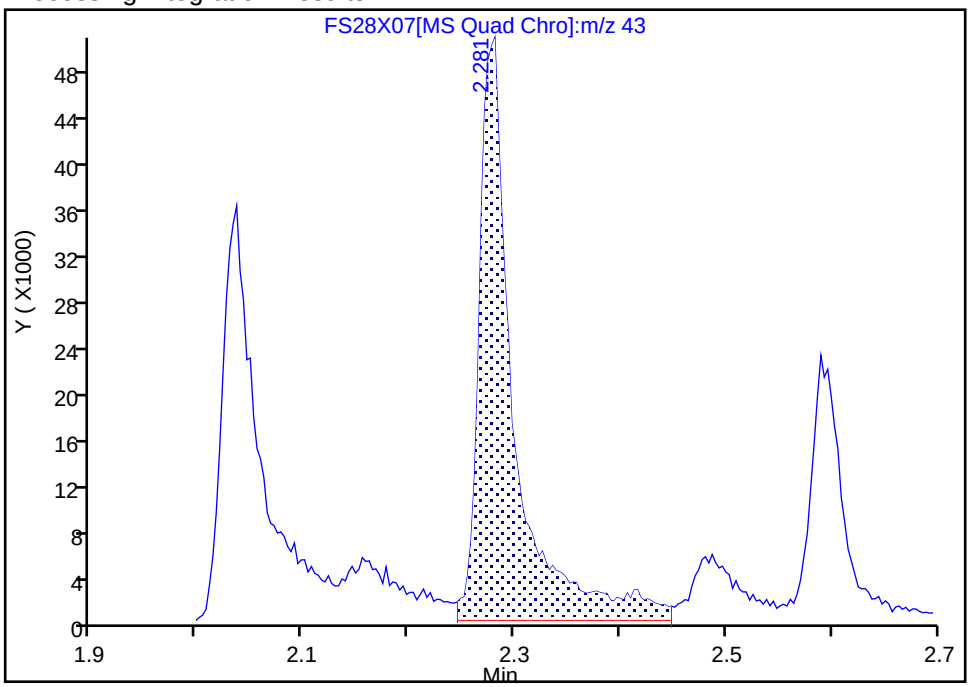

Manual Integration Results

RT: 2.28
Area: 102419
Amount: 9.845530
Amount Units: ug/l

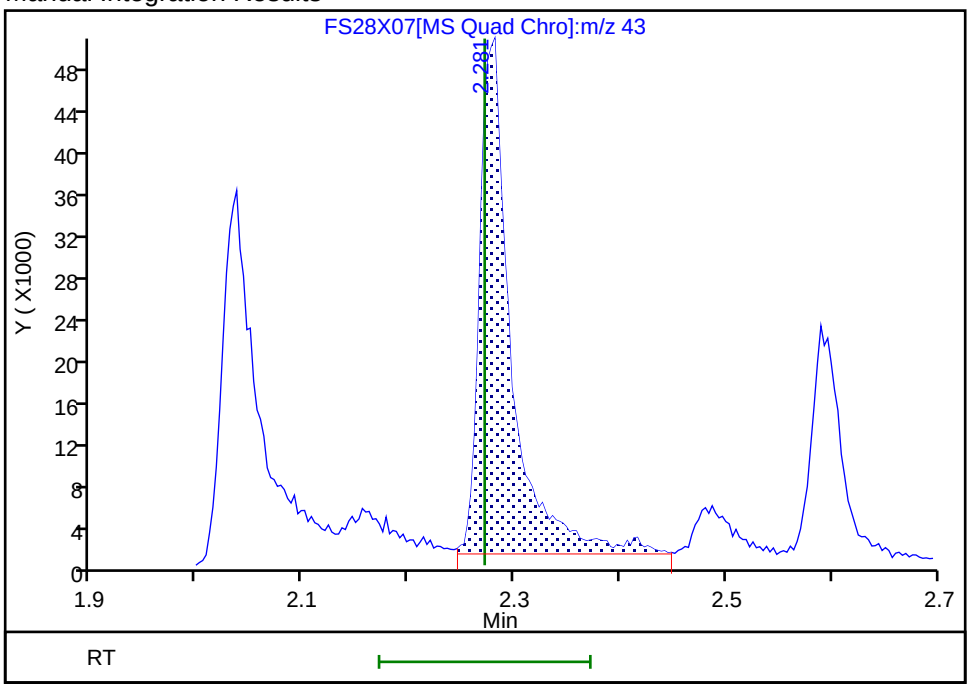

Reviewer: UJML, 29-Sep-2022 10:33:40
Audit Action: Assigned New Baseline Audit Reason: Baseline

Manual Integration/User Assign Peak Report

Eurofins Lancaster Laboratories Environment Testing, LLC

Data File:	\\chromfs\Lancaster\ChromData\15830\20220928-67446.b\FS28X07.D				
Injection Date:	28-Sep-2022 17:55:56	Instrument ID:	15830		
Lims ID:	IC v10				
Client ID:					
Operator ID:	jml01693	ALS Bottle#:	0	Worklist Smp#:	5
Purge Vol:	5.000 mL	Dil. Factor:	1.0000		
Method:	MSVoa_15830_PT1	Limit Group:	MSV - 8260C_D		
Column:	Rxi-624Sil MS Capillary Column (0.25 mm)	Detector	MS Quad		

54 1,4-Dioxane, CAS: 123-91-1

Signal: 1

Processing Integration Results

RT: 4.91
Area: 15681
Amount: 147.6997
Amount Units: ug/l

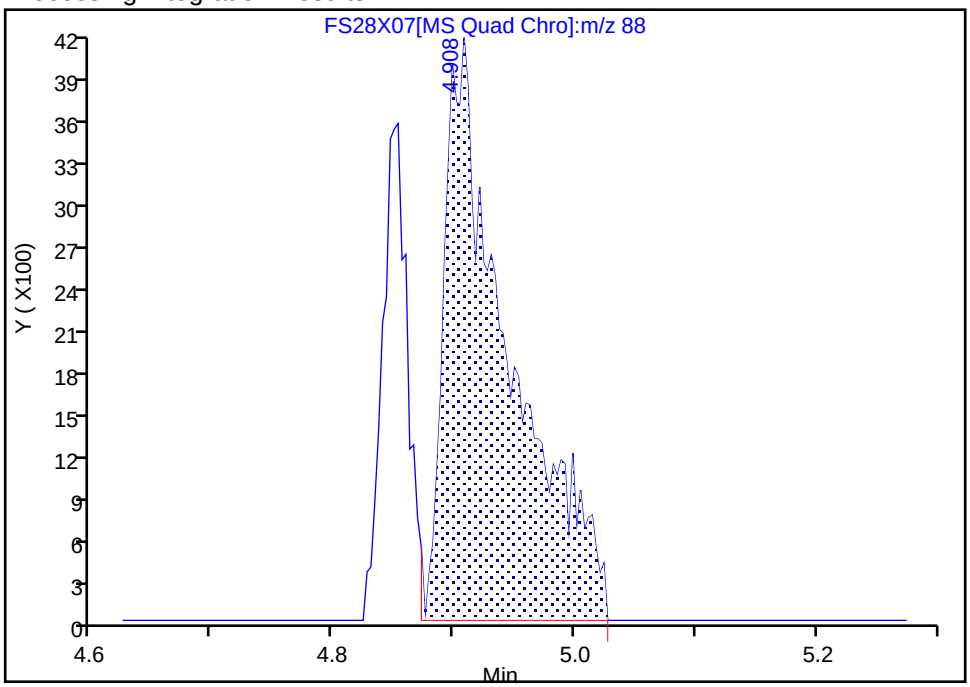

Manual Integration Results

RT: 4.91
Area: 15581
Amount: 136.7718
Amount Units: ug/l

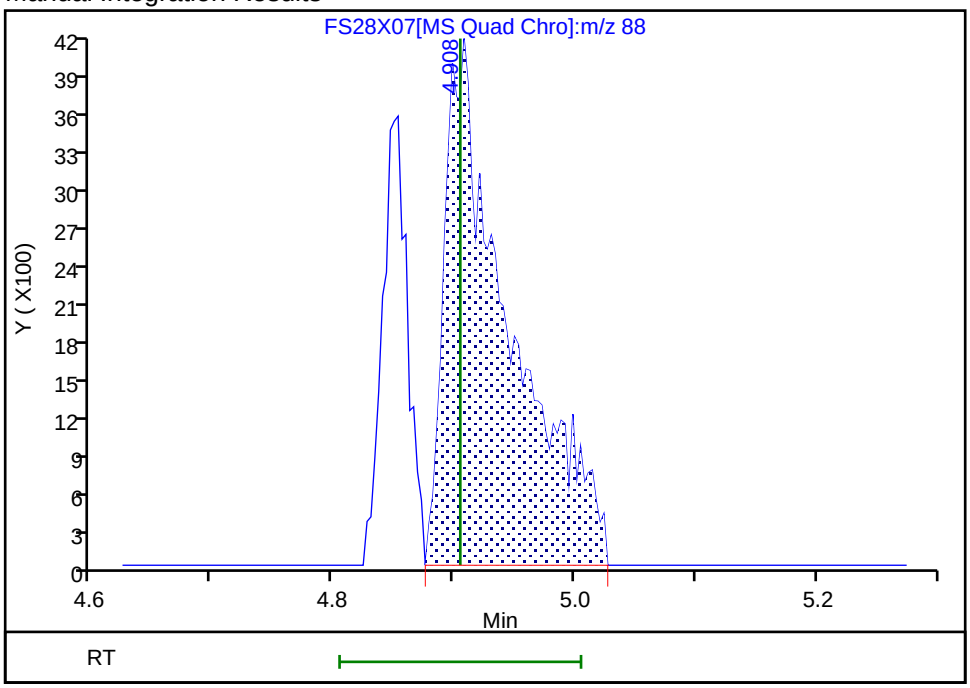

Reviewer: K4WN, 28-Sep-2022 22:51:52

Audit Action: Split an Integrated Peak Audit Reason: Incomplete Integration

Eurofins Lancaster Laboratories Environment Testing, LLC
Target Compound Quantitation Report

Data File: \\chromfs\Lancaster\ChromData\15830\20220928-67446.b\FS28X09.D
Lims ID: IC v20
Client ID:
Sample Type: IC Calib Level: 4
Inject. Date: 28-Sep-2022 18:22:00 ALS Bottle#: 0 Worklist Smp#: 6
Purge Vol: 5.000 mL Dil. Factor: 1.0000
Sample Info: blank
Misc. Info.: 410-0067446-006
Operator ID: jml01693 Instrument ID: 15830
Sublist: chrom-MSVoa_15830_PT1*sub15

Method: \\chromfs\Lancaster\ChromData\15830\20220928-67446.b\MSVoa_15830_PT1.m
Limit Group: MSV - 8260C_D
Last Update: 29-Sep-2022 12:40:33 Calib Date: 28-Sep-2022 19:40:09
Integrator: RTE ID Type: Deconvolution ID
Quant Method: Internal Standard Quant By: Initial Calibration
Last ICal File: \\chromfs\Lancaster\ChromData\15830\20220928-67446.b\FS28X15.D

Column 1 : Rxi-624Sil MS Capillary Column (0.25 mm) Det: MS Quad
Process Host: CTX1640

First Level Reviewer: K4WN Date: 28-Sep-2022 22:53:12

Compound	Sig	RT (min.)	Exp RT (min.)	Dlt RT (min.)	Q	Response	Cal Amt ug/l	OnCol Amt ug/l	Flags
1 Dichlorodifluoromethane	85	1.050	1.050	0.000	99	159081	20.0	22.6	M
2 Chloromethane	50	1.172	1.172	0.000	99	206402	20.0	21.3	
3 Vinyl chloride	62	1.236	1.236	0.000	98	166444	20.0	22.0	
4 Bromomethane	94	1.436	1.432	0.004	91	96100	20.0	21.8	
5 Chloroethane	64	1.477	1.477	0.000	99	103502	20.0	21.6	
6 Trichlorofluoromethane	101	1.622	1.622	0.000	98	192947	20.0	22.3	
7 Pentane	43	1.683	1.683	0.000	98	275589	20.0	21.4	
8 Acrolein	56	1.918	1.918	0.000	100	678581	200.0	216.4	
9 1,1-Dichloroethene	96	1.989	1.986	0.003	93	102571	20.0	20.5	
11 1,1,2-Trichloro-1,2,2-trifluoroe	101	2.021	2.021	0.000	95	100892	20.0	21.3	
10 Acetone	58	2.027	2.027	0.000	99	56181	40.0	36.8	
12 Iodomethane	142	2.092	2.092	0.000	98	147450	20.0	20.9	
14 Carbon disulfide	76	2.143	2.140	0.003	100	329860	20.0	20.7	
13 Isopropyl alcohol	45	2.153	2.156	-0.003	98	155486	100.0	95.8	
15 Methyl acetate	43	2.275	2.272	0.003	99	222625	20.0	21.1	M
16 3-Chloro-1-propene	41	2.272	2.272	0.000	90	256851	20.0	20.7	
17 Methylene Chloride	84	2.375	2.375	0.000	98	123517	20.0	20.6	
* 18 t-Butyl alcohol-d10 (IS)	65	2.416	2.416	0.000	98	509280	250.0	250.0	
19 2-Methyl-2-propanol	59	2.481	2.481	0.000	99	301689	100.0	103.4	
20 Acrylonitrile	53	2.564	2.564	0.000	99	284177	50.0	54.7	
21 trans-1,2-Dichloroethene	96	2.587	2.587	0.000	93	116755	20.0	20.8	
22 Methyl tert-butyl ether	73	2.590	2.590	0.000	99	401011	20.0	21.0	
23 Hexane	57	2.815	2.815	0.000	97	218210	20.0	20.9	
24 1,1-Dichloroethane	63	2.934	2.937	-0.003	96	250161	20.0	20.6	
25 Isopropyl ether	45	2.982	2.979	0.003	96	532452	20.0	21.1	
26 2-Chloro-1,3-butadiene	53	2.992	2.992	0.000	93	227439	20.0	20.9	
27 Tert-butyl ethyl ether	59	3.268	3.268	0.000	99	437485	20.0	20.6	
28 2-Butanone (MEK)	43	3.391	3.391	0.000	98	367679	40.0	41.8	
29 cis-1,2-Dichloroethene	96	3.391	3.391	0.000	80	128260	20.0	20.9	
30 2,2-Dichloropropane	77	3.394	3.391	0.003	80	125584	20.0	21.1	

Compound	Sig	RT (min.)	Exp RT (min.)	Dlt RT (min.)	Q	Response	Cal Amt ug/l	OnCol Amt ug/l	Flags
31 Propionitrile	54	3.442	3.442	0.000	100	265687	100.0	103.0	
32 Methacrylonitrile	67	3.558	3.561	-0.003	95	245970	50.0	53.1	
33 Chlorobromomethane	128	3.577	3.577	0.000	89	54341	20.0	21.0	
34 Tetrahydrofuran	71	3.587	3.584	0.003	95	204148	100.0	100.6	
36 Chloroform	83	3.670	3.670	0.000	95	217448	20.0	21.1	
37 1,1,1-Trichloroethane	97	3.789	3.786	0.003	97	169687	20.0	21.0	
$ 38 Dibromofluoromethane (Surr)	113	3.792	3.793	0.000	93	174650	50.0	48.7	
39 Cyclohexane	56	3.841	3.841	0.000	95	272334	20.0	21.2	
40 Carbon tetrachloride	117	3.908	3.908	0.000	94	123339	20.0	20.7	
41 1,1-Dichloropropene	75	3.918	3.918	0.000	93	183510	20.0	20.8	
42 Isobutyl alcohol	41	4.046	4.047	-0.001	93	235535	250.0	255.5	
$ 43 1,2-Dichloroethane-d4 (Surr)	102	4.059	4.059	0.000	98	51319	50.0	50.8	
44 Benzene	78	4.072	4.072	0.000	98	540465	20.0	20.7	
45 1,2-Dichloroethane	62	4.120	4.120	0.000	97	181132	20.0	20.5	
46 Tert-amyl methyl ether	73	4.198	4.198	0.000	97	397291	20.0	20.9	
* 47 Fluorobenzene (IS)	96	4.323	4.323	0.000	98	859213	50.0	50.0	
48 n-Heptane	43	4.339	4.339	0.000	98	231401	20.0	20.8	
49 n-Butanol	56	4.587	4.587	0.000	92	195597	250.0	260.0	
50 Trichloroethene	95	4.619	4.619	0.000	95	134159	20.0	21.2	
51 Methylcyclohexane	83	4.805	4.805	0.000	96	229773	20.0	21.1	
52 1,2-Dichloropropane	63	4.831	4.831	0.000	98	149066	20.0	20.8	
53 2-ethoxy-2-methyl butane	87	4.850	4.850	0.000	90	193820	20.0	20.7	
55 Dibromomethane	93	4.899	4.899	0.000	91	76329	20.0	20.8	
54 1,4-Dioxane	88	4.902	4.905	-0.003	33	36498	250.0	279.1	M
56 Methyl methacrylate	69	4.905	4.905	0.000	96	133695	20.0	20.4	
57 Dichlorobromomethane	83	5.059	5.059	0.000	98	151959	20.0	20.7	
58 2-Nitropropane	41	5.246	5.249	-0.003	98	360998	100.0	96.0	
59 2-Chloroethyl vinyl ether	63	5.313	5.313	0.000	91	107493	20.0	20.3	
60 cis-1,3-Dichloropropene	75	5.429	5.429	0.000	92	210863	20.0	20.5	
61 4-Methyl-2-pentanone (MIBK)	43	5.561	5.561	0.000	99	645791	40.0	42.3	
$ 62 Toluene-d8 (Surr)	98	5.635	5.635	0.000	95	815730	50.0	50.4	
63 Toluene	92	5.689	5.690	-0.001	97	315812	20.0	20.7	
64 trans-1,3-Dichloropropene	75	5.879	5.879	0.000	97	189410	20.0	20.7	
65 Ethyl methacrylate	69	5.934	5.934	0.000	93	209044	20.0	20.8	
66 1,1,2-Trichloroethane	97	6.017	6.018	-0.001	92	108831	20.0	20.0	
67 Tetrachloroethene	166	6.066	6.066	0.000	94	107738	20.0	20.5	
68 1,3-Dichloropropane	76	6.130	6.130	0.000	97	202029	20.0	20.5	
S 69 1,2-Dichloroethene, Total	100				0			41.7	
70 2-Hexanone	43	6.178	6.178	0.000	99	532818	40.0	42.3	
71 Chlorodibromomethane	129	6.271	6.275	-0.004	91	102227	20.0	20.6	
72 Ethylene Dibromide	107	6.345	6.345	0.000	98	113268	20.0	20.6	
* 73 Chlorobenzene-d5 (IS)	117	6.651	6.651	0.000	89	582229	50.0	50.0	
74 Chlorobenzene	112	6.670	6.670	0.000	90	320649	20.0	20.6	
75 1-Chlorohexane	91	6.673	6.673	0.000	90	174580	20.0	20.6	
76 1,1,1,2-Tetrachloroethane	131	6.731	6.731	0.000	93	100465	20.0	20.6	
77 Ethylbenzene	91	6.738	6.738	0.000	99	617845	20.0	21.0	
78 m-Xylene & p-Xylene	106	6.818	6.821	-0.003	99	453504	40.0	41.7	
79 o-Xylene	106	7.053	7.053	0.000	98	222619	20.0	21.0	
80 Styrene	104	7.066	7.066	0.000	95	385153	20.0	21.2	
81 Bromoform	173	7.169	7.169	0.000	95	72825	20.0	20.2	
82 Isopropylbenzene	105	7.271	7.271	0.000	97	573650	20.0	20.9	
$ 83 4-Bromofluorobenzene (Surr)	95	7.368	7.368	0.000	82	320214	50.0	50.4	

Compound	Sig	RT (min.)	Exp RT (min.)	Dlt RT (min.)	Q	Response	Cal Amt ug/l	OnCol Amt ug/l	Flags
84 Bromobenzene	156	7.445	7.445	0.000	95	123776	20.0	20.7	
85 1,1,2,2-Tetrachloroethane	83	7.455	7.455	0.000	94	175670	20.0	19.6	
86 trans-1,4-Dichloro-2-butene	53	7.474	7.474	0.000	90	200280	50.0	50.7	
87 1,2,3-Trichloropropane	110	7.480	7.480	0.000	87	58789	20.0	21.0	
88 N-Propylbenzene	91	7.509	7.509	0.000	100	738483	20.0	21.2	
89 2-Chlorotoluene	126	7.554	7.558	-0.004	95	130510	20.0	20.5	
90 1,3,5-Trimethylbenzene	105	7.612	7.612	0.000	93	489935	20.0	20.7	
91 4-Chlorotoluene	126	7.625	7.625	0.000	99	135432	20.0	20.8	
92 tert-Butylbenzene	134	7.783	7.783	0.000	94	90898	20.0	20.6	
93 1,2,4-Trimethylbenzene	105	7.815	7.815	0.000	98	504280	20.0	20.9	
94 sec-Butylbenzene	105	7.905	7.905	0.000	95	590796	20.0	21.0	
95 1,3-Dichlorobenzene	146	7.966	7.966	0.000	96	245550	20.0	20.3	
96 4-Isopropyltoluene	119	7.988	7.988	0.000	97	501729	20.0	21.0	
* 97 1,4-Dichlorobenzene-d4	152	8.008	8.008	0.000	97	313134	50.0	50.0	
98 1,4-Dichlorobenzene	146	8.021	8.021	0.000	93	250032	20.0	20.4	
99 1,2,3-Trimethylbenzene	105	8.037	8.037	0.000	99	499132	20.0	20.7	
100 Benzyl chloride	91	8.082	8.082	0.000	99	363867	20.0	20.8	
101 1,3-Diethylbenzene	119	8.136	8.136	0.000	95	294780	20.0	20.8	
102 p-Diethylbenzene	119	8.188	8.188	0.000	92	312926	20.0	20.9	
103 n-Butylbenzene	92	8.201	8.201	0.000	98	272240	20.0	20.5	
104 1,2-Dichlorobenzene	146	8.210	8.210	0.000	95	236482	20.0	20.6	
105 o-diethylbenzene	119	8.239	8.239	0.000	97	239314	20.0	20.5	
106 1,2-Dibromo-3-Chloropropane	75	8.615	8.615	0.000	77	62851	20.0	21.2	
107 1,3,5-Trichlorobenzene	180	8.712	8.709	0.003	96	158359	20.0	20.0	
108 1,2,4-Trichlorobenzene	180	9.027	9.027	0.000	94	144688	20.0	20.4	
109 Hexachlorobutadiene	225	9.098	9.098	0.000	98	59077	20.0	19.8	
110 Naphthalene	128	9.159	9.159	0.000	98	584598	20.0	21.4	
111 1,2,3-Trichlorobenzene	180	9.268	9.268	0.000	95	132739	20.0	20.6	
112 2-Methylnaphthalene	142	9.712	9.712	0.000	92	266347	20.0	20.9	
S 134 1,3-Dichloropropene, Total	100				0			41.3	
S 135 Xylenes, Total	106				0			62.7	
S 138 Total Diethylbenzene	1				0			62.2	

QC Flag Legend

Processing Flags

Review Flags

M - Manually Integrated

Reagents:

MSV_CCV_VOC#1_00090	Amount Added:	4.00	Units: uL	
MSV_V_Gas_00297	Amount Added:	2.00	Units: uL	
MSV_CCV_VOC#3_00090	Amount Added:	3.20	Units: uL	
MSV_CCV_2CEVE_00085	Amount Added:	4.00	Units: uL	
MSV_HP28_ISSS_00005	Amount Added:	5.92	Units: uL	Run Reagent

Report Date: 29-Sep-2022 12:40:35 Chrom Revision: 2.3 22-Sep-2022 21:23:26

Eurofins Lancaster Laboratories Environment Testing, LLC

Data File:	\\chromfs\Lancaster\ChromData\15830\20220928-67446.b\FS28X09.D				
Injection Date:	28-Sep-2022 18:22:00	Instrument ID:	15830	Operator ID:	jml01693
Lims ID:	IC v20			Worklist Smp#:	6
Client ID:					
Purge Vol:	5.000 mL	Dil. Factor:	1.0000	ALS Bottle#:	0
Method:	MSVoa_15830_PT1	Limit Group:	MSV - 8260C_D		

Column: Rxi-624Sil MS Capillary Column (0.25 mm) Y Scaling: Method Defined: Scale to the Nth Largest Peak: 1

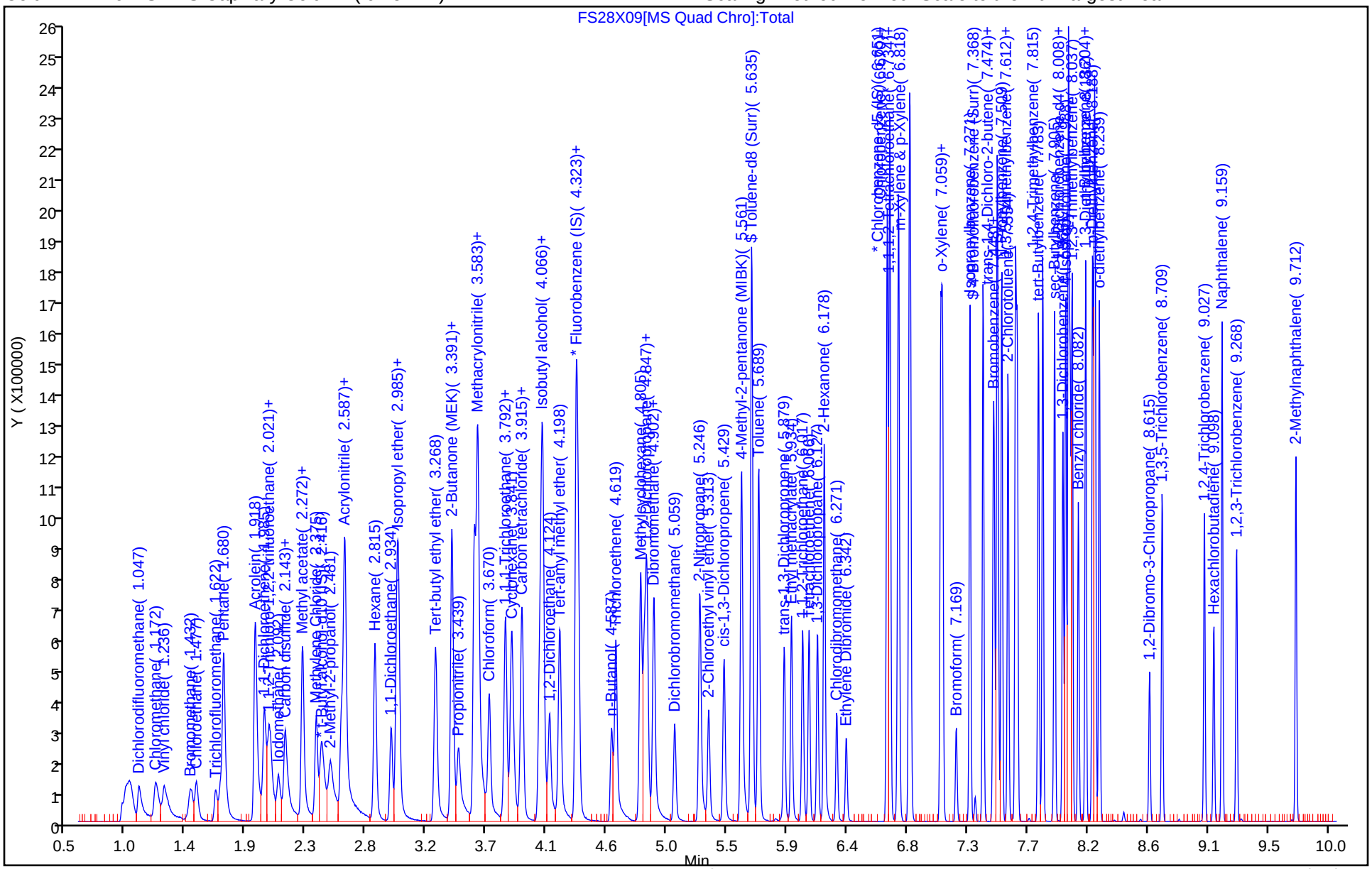

Manual Integration/User Assign Peak Report

Eurofins Lancaster Laboratories Environment Testing, LLC

Data File:	\\chromfs\Lancaster\ChromData\15830\20220928-67446.b\FS28X09.D				
Injection Date:	28-Sep-2022 18:22:00	Instrument ID:	15830		
Lims ID:	IC v20				
Client ID:					
Operator ID:	jml01693	ALS Bottle#:	0	Worklist Smp#:	6
Purge Vol:	5.000 mL	Dil. Factor:	1.0000		
Method:	MSVoa_15830_PT1	Limit Group:	MSV - 8260C_D		
Column:	Rxi-624Sil MS Capillary Column (0.25 mm)	Detector	MS Quad		

1 Dichlorodifluoromethane, CAS: 75-71-8

Signal: 1

Processing Integration Results

RT: 1.05
Area: 153101
Amount: 23.581473
Amount Units: ug/l

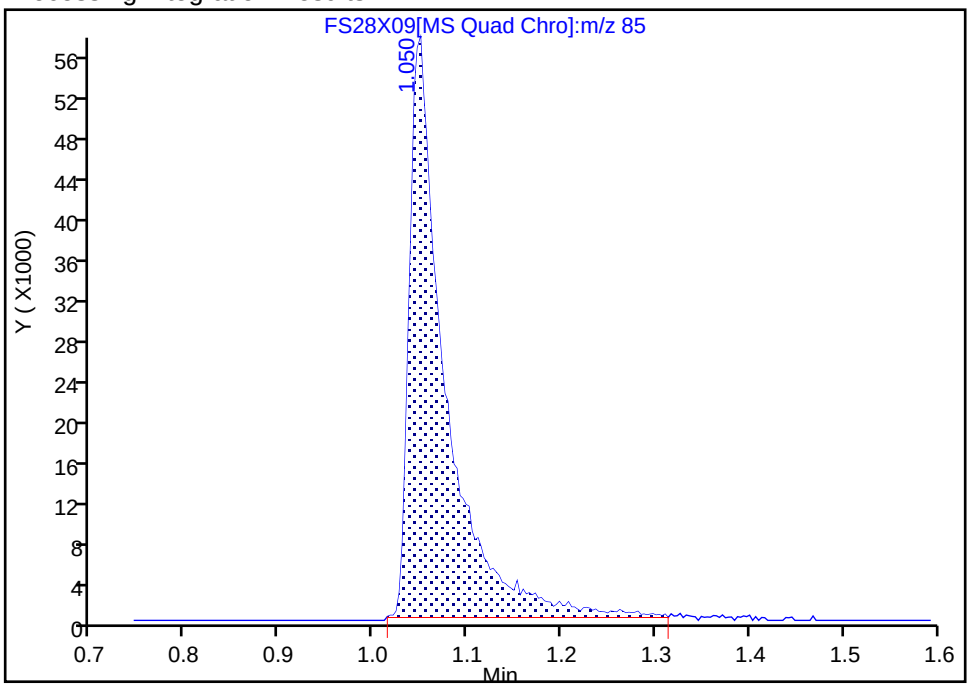

Manual Integration Results

RT: 1.05
Area: 159081
Amount: 22.609979
Amount Units: ug/l

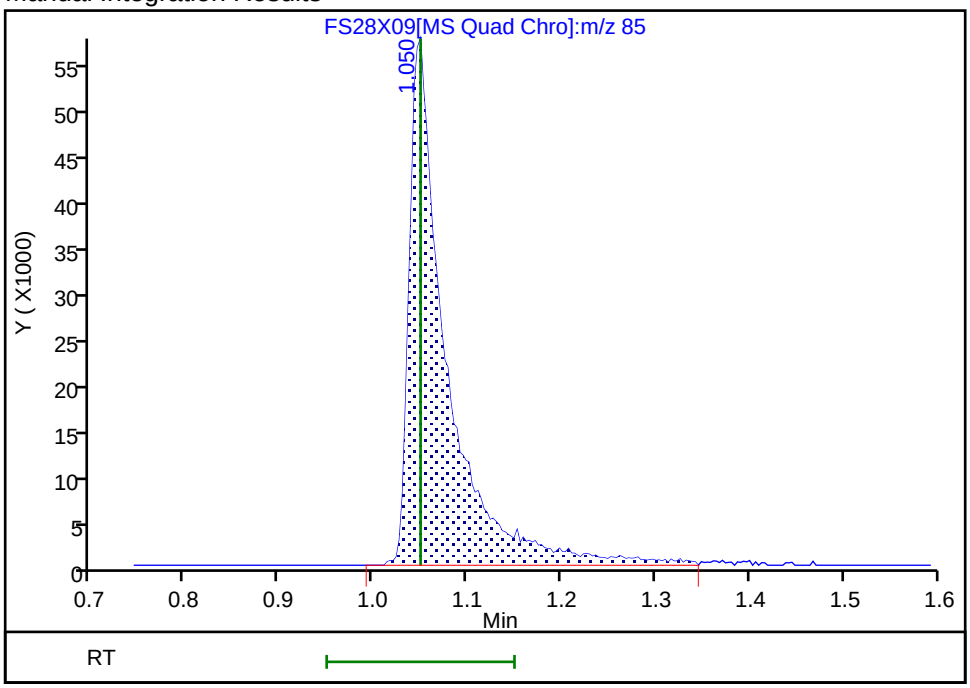

Reviewer: K4WN, 28-Sep-2022 22:52:29
Audit Action: Manually Integrated Audit Reason: Incomplete Integration

Manual Integration/User Assign Peak Report

Eurofins Lancaster Laboratories Environment Testing, LLC

Data File:	\\chromfs\Lancaster\ChromData\15830\20220928-67446.b\FS28X09.D				
Injection Date:	28-Sep-2022 18:22:00	Instrument ID:	15830		
Lims ID:	IC v20				
Client ID:					
Operator ID:	jml01693	ALS Bottle#:	0	Worklist Smp#:	6
Purge Vol:	5.000 mL	Dil. Factor:	1.0000		
Method:	MSVoa_15830_PT1	Limit Group:	MSV - 8260C_D		
Column:	Rxi-624Sil MS Capillary Column (0.25 mm)	Detector	MS Quad		

15 Methyl acetate, CAS: 79-20-9

Signal: 1

Processing Integration Results

RT: 2.27
Area: 244553
Amount: 22.601830
Amount Units: ug/l

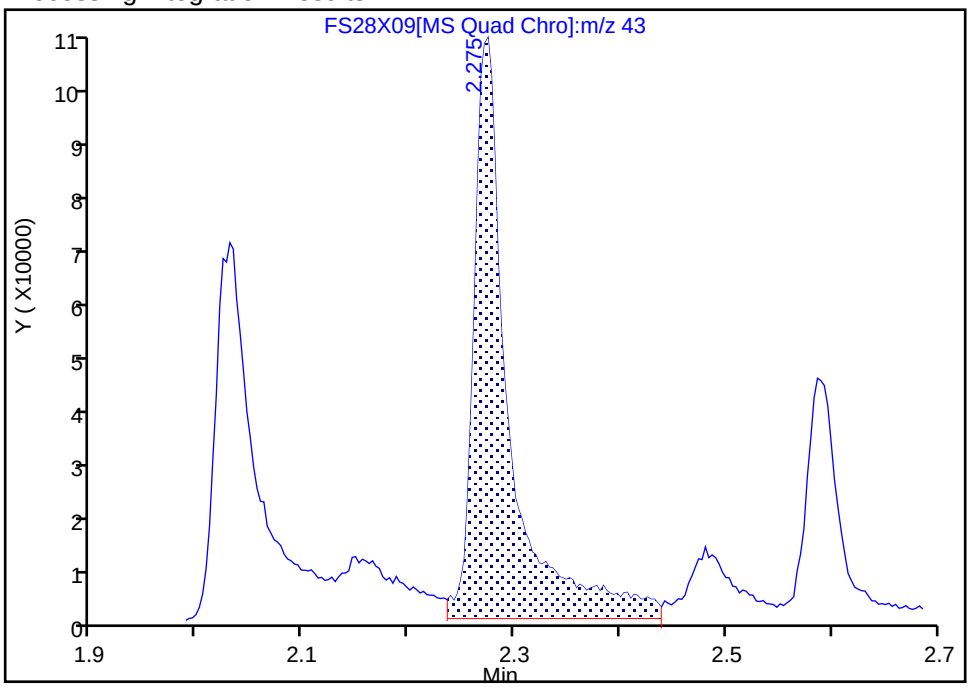

Manual Integration Results

RT: 2.27
Area: 222625
Amount: 21.134885
Amount Units: ug/l

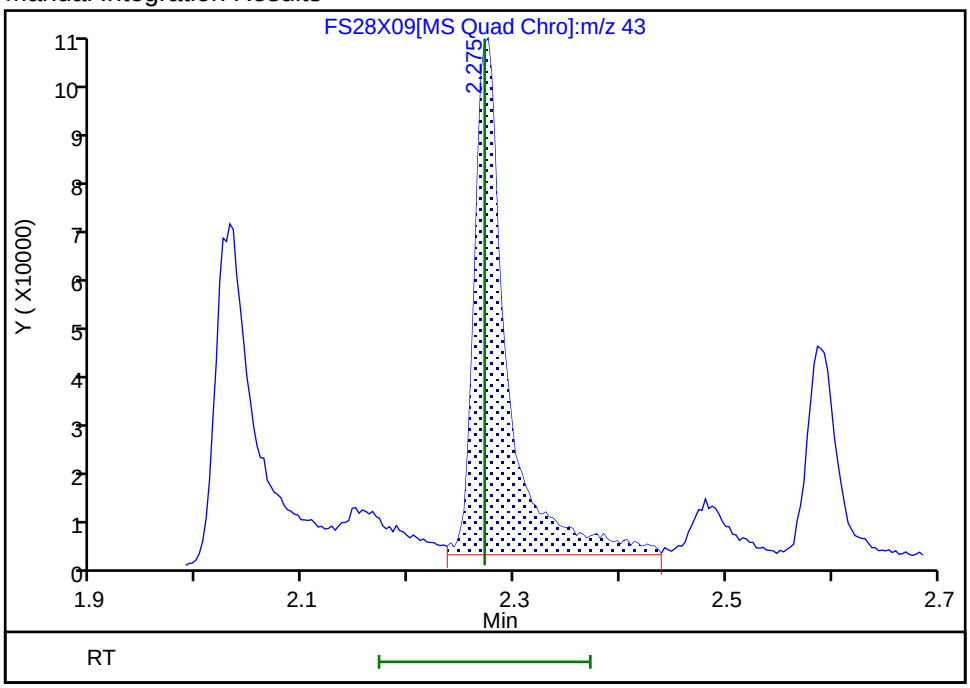

Reviewer: UJML, 29-Sep-2022 10:33:22
Audit Action: Assigned New Baseline Audit Reason: Baseline

Manual Integration/User Assign Peak Report

Eurofins Lancaster Laboratories Environment Testing, LLC

Data File:	\\chromfs\Lancaster\ChromData\15830\20220928-67446.b\FS28X09.D				
Injection Date:	28-Sep-2022 18:22:00	Instrument ID:	15830		
Lims ID:	IC v20				
Client ID:					
Operator ID:	jml01693	ALS Bottle#:	0	Worklist Smp#:	6
Purge Vol:	5.000 mL	Dil. Factor:	1.0000		
Method:	MSVoa_15830_PT1	Limit Group:	MSV - 8260C_D		
Column:	Rxi-624Sil MS Capillary Column (0.25 mm)	Detector	MS Quad		

54 1,4-Dioxane, CAS: 123-91-1

Signal: 1

Processing Integration Results

RT: 4.90
Area: 36707
Amount: 301.1716
Amount Units: ug/l

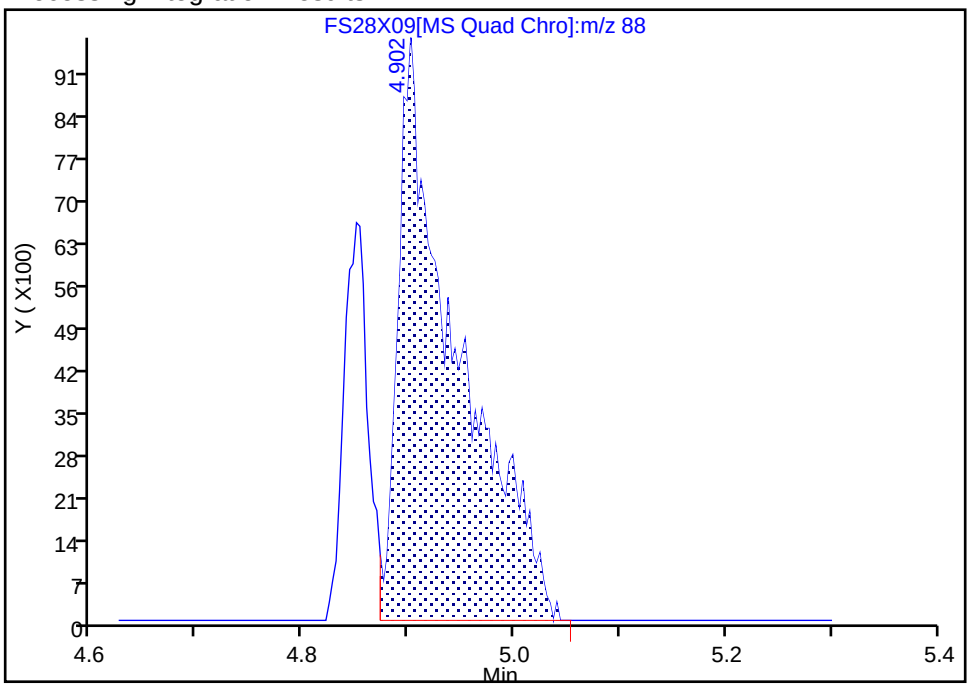

Manual Integration Results

RT: 4.90
Area: 36498
Amount: 279.0549
Amount Units: ug/l

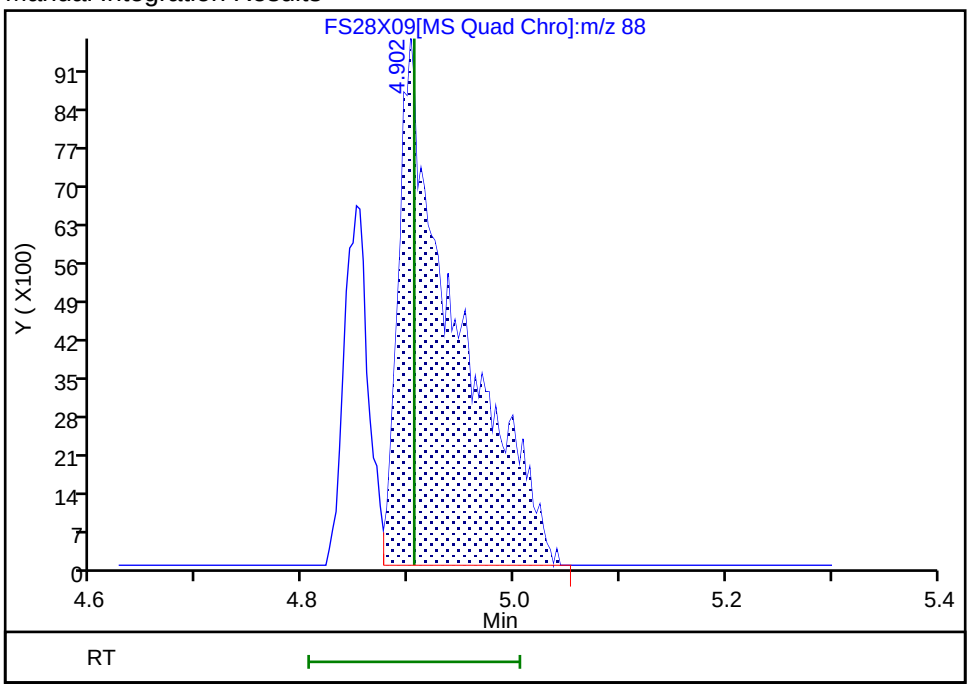

Reviewer: K4WN, 28-Sep-2022 22:52:56
Audit Action: Split an Integrated Peak Audit Reason: Incomplete Integration

Eurofins Lancaster Laboratories Environment Testing, LLC
Target Compound Quantitation Report

Data File: \\chromfs\Lancaster\ChromData\15830\20220928-67446.b\FS28X11.D
Lims ID: ICIS v50
Client ID:
Sample Type: ICIS Calib Level: 5
Inject. Date: 28-Sep-2022 18:48:06 ALS Bottle#: 0 Worklist Smp#: 7
Purge Vol: 5.000 mL Dil. Factor: 1.0000
Sample Info: blank
Misc. Info.: 410-0067446-007
Operator ID: jml01693 Instrument ID: 15830
Sublist: chrom-MSVoa_15830_PT1*sub15

Method: \\chromfs\Lancaster\ChromData\15830\20220928-67446.b\MSVoa_15830_PT1.m
Limit Group: MSV - 8260C_D
Last Update: 29-Sep-2022 12:40:36 Calib Date: 28-Sep-2022 19:40:09
Integrator: RTE ID Type: Deconvolution ID
Quant Method: Internal Standard Quant By: Initial Calibration
Last ICal File: \\chromfs\Lancaster\ChromData\15830\20220928-67446.b\FS28X15.D

Column 1 : Rxi-624Sil MS Capillary Column (0.25 mm) Det: MS Quad
Process Host: CTX1640

First Level Reviewer: K4WN Date: 28-Sep-2022 22:54:12

Compound	Sig	RT (min.)	Exp RT (min.)	Dlt RT (min.)	Q	Response	Cal Amt ug/l	OnCol Amt ug/l	Flags
1 Dichlorodifluoromethane	85	1.050	1.050	0.000	99	368858	50.0	51.3	M
2 Chloromethane	50	1.172	1.172	0.000	99	473871	50.0	47.8	
3 Vinyl chloride	62	1.236	1.236	0.000	97	376364	50.0	48.6	
4 Bromomethane	94	1.432	1.432	0.000	90	217037	50.0	48.2	
5 Chloroethane	64	1.477	1.477	0.000	99	236253	50.0	48.3	
6 Trichlorofluoromethane	101	1.622	1.622	0.000	99	445869	50.0	50.4	
7 Pentane	43	1.683	1.683	0.000	98	660619	50.0	50.1	
8 Acrolein	56	1.918	1.918	0.000	100	1568554	500.0	489.8	
9 1,1-Dichloroethene	96	1.986	1.986	0.000	93	250621	50.0	49.1	
11 1,1,2-Trichloro-1,2,2-trifluoroe	101	2.021	2.021	0.000	95	246569	50.0	50.9	
10 Acetone	58	2.027	2.027	0.000	99	150177	100.0	96.3	
12 Iodomethane	142	2.092	2.092	0.000	98	358614	50.0	49.7	
14 Carbon disulfide	76	2.140	2.140	0.000	100	802366	50.0	49.2	
13 Isopropyl alcohol	45	2.156	2.156	0.000	99	386381	250.0	233.2	
15 Methyl acetate	43	2.272	2.272	0.000	70	519569	50.0	48.2	M
16 3-Chloro-1-propene	41	2.272	2.272	0.000	91	617717	50.0	48.6	
17 Methylene Chloride	84	2.375	2.375	0.000	99	298178	50.0	48.6	
* 18 t-Butyl alcohol-d10 (IS)	65	2.416	2.416	0.000	98	520235	250.0	250.0	
19 2-Methyl-2-propanol	59	2.481	2.481	0.000	99	749140	250.0	251.4	
20 Acrylonitrile	53	2.564	2.564	0.000	98	672285	125.0	126.5	
21 trans-1,2-Dichloroethene	96	2.587	2.587	0.000	92	280313	50.0	48.9	
22 Methyl tert-butyl ether	73	2.590	2.590	0.000	98	990252	50.0	50.7	
23 Hexane	57	2.815	2.815	0.000	97	534842	50.0	50.2	
24 1,1-Dichloroethane	63	2.937	2.937	0.000	96	622329	50.0	50.1	
25 Isopropyl ether	45	2.979	2.979	0.000	96	1270205	50.0	49.2	
26 2-Chloro-1,3-butadiene	53	2.992	2.992	0.000	93	558038	50.0	50.3	
27 Tert-butyl ethyl ether	59	3.268	3.268	0.000	99	1062231	50.0	49.0	
28 2-Butanone (MEK)	43	3.391	3.391	0.000	99	886894	100.0	98.6	
29 cis-1,2-Dichloroethene	96	3.391	3.391	0.000	85	306703	50.0	48.9	
30 2,2-Dichloropropane	77	3.391	3.391	0.000	71	296646	50.0	48.7	

Compound	Sig	RT (min.)	Exp RT (min.)	Dlt RT (min.)	Q	Response	Cal Amt ug/l	OnCol Amt ug/l	Flags
31 Propionitrile	54	3.442	3.442	0.000	99	649936	250.0	246.7	
32 Methacrylonitrile	67	3.561	3.561	0.000	96	609943	125.0	128.9	
33 Chlorobromomethane	128	3.577	3.577	0.000	89	131233	50.0	49.6	
34 Tetrahydrofuran	71	3.584	3.584	0.000	96	490967	250.0	236.8	
36 Chloroform	83	3.670	3.670	0.000	95	517365	50.0	49.0	
37 1,1,1-Trichloroethane	97	3.786	3.786	0.000	98	416347	50.0	50.4	
$ 38 Dibromofluoromethane (Surr)	113	3.793	3.793	0.000	93	178089	50.0	48.5	
39 Cyclohexane	56	3.841	3.841	0.000	96	659092	50.0	50.1	
40 Carbon tetrachloride	117	3.908	3.908	0.000	95	301675	50.0	49.5	
41 1,1-Dichloropropene	75	3.918	3.918	0.000	93	443553	50.0	49.2	
42 Isobutyl alcohol	41	4.047	4.047	0.000	96	579087	625.0	614.9	
$ 43 1,2-Dichloroethane-d4 (Surr)	102	4.059	4.059	0.000	98	51347	50.0	49.7	
44 Benzene	78	4.072	4.072	0.000	98	1318382	50.0	49.4	
45 1,2-Dichloroethane	62	4.120	4.120	0.000	96	441448	50.0	49.0	
46 Tert-amyl methyl ether	73	4.198	4.198	0.000	97	964797	50.0	49.6	
* 47 Fluorobenzene (IS)	96	4.323	4.323	0.000	98	878583	50.0	50.0	
48 n-Heptane	43	4.339	4.339	0.000	98	560030	50.0	49.3	
49 n-Butanol	56	4.587	4.587	0.000	92	494024	625.0	642.8	
50 Trichloroethene	95	4.619	4.619	0.000	95	329272	50.0	50.8	
51 Methylcyclohexane	83	4.805	4.805	0.000	95	560564	50.0	50.2	
52 1,2-Dichloropropane	63	4.831	4.831	0.000	97	362833	50.0	49.6	
53 2-ethoxy-2-methyl butane	87	4.850	4.850	0.000	89	482467	50.0	50.4	
55 Dibromomethane	93	4.899	4.899	0.000	91	191119	50.0	51.0	
54 1,4-Dioxane	88	4.905	4.905	0.000	37	90850	625.0	680.0	M
56 Methyl methacrylate	69	4.905	4.905	0.000	95	340276	50.0	50.9	
57 Dichlorobromomethane	83	5.059	5.059	0.000	98	380553	50.0	50.6	
58 2-Nitropropane	41	5.249	5.249	0.000	97	958392	250.0	249.5	
59 2-Chloroethyl vinyl ether	63	5.313	5.313	0.000	91	277683	50.0	51.4	
60 cis-1,3-Dichloropropene	75	5.429	5.429	0.000	92	534078	50.0	50.9	
61 4-Methyl-2-pentanone (MIBK)	43	5.561	5.561	0.000	98	1581372	100.0	101.3	
$ 62 Toluene-d8 (Surr)	98	5.635	5.635	0.000	94	833417	50.0	49.9	
63 Toluene	92	5.690	5.690	0.000	98	772677	50.0	48.9	
64 trans-1,3-Dichloropropene	75	5.879	5.879	0.000	97	476119	50.0	50.4	
65 Ethyl methacrylate	69	5.934	5.934	0.000	94	542368	50.0	52.3	
66 1,1,2-Trichloroethane	97	6.018	6.018	0.000	92	272277	50.0	48.5	
67 Tetrachloroethene	166	6.066	6.066	0.000	94	266861	50.0	49.2	
68 1,3-Dichloropropane	76	6.130	6.130	0.000	97	503878	50.0	49.4	
70 2-Hexanone	43	6.178	6.178	0.000	99	1281501	100.0	98.6	
71 Chlorodibromomethane	129	6.275	6.275	0.000	91	261342	50.0	51.0	
72 Ethylene Dibromide	107	6.345	6.345	0.000	98	285147	50.0	50.3	
* 73 Chlorobenzene-d5 (IS)	117	6.651	6.651	0.000	88	601446	50.0	50.0	
74 Chlorobenzene	112	6.670	6.670	0.000	90	792775	50.0	49.3	
75 1-Chlorohexane	91	6.673	6.673	0.000	89	420051	50.0	47.9	
76 1,1,1,2-Tetrachloroethane	131	6.731	6.731	0.000	94	254624	50.0	50.5	
77 Ethylbenzene	91	6.738	6.738	0.000	99	1522693	50.0	50.1	
78 m-Xylene & p-Xylene	106	6.821	6.821	0.000	99	1111161	100.0	98.9	
79 o-Xylene	106	7.053	7.053	0.000	98	544487	50.0	49.7	
80 Styrene	104	7.066	7.066	0.000	95	956648	50.0	50.9	
81 Bromoform	173	7.169	7.169	0.000	95	194747	50.0	52.2	
82 Isopropylbenzene	105	7.271	7.271	0.000	96	1431022	50.0	50.5	
$ 83 4-Bromofluorobenzene (Surr)	95	7.368	7.368	0.000	82	327529	50.0	49.9	
84 Bromobenzene	156	7.445	7.445	0.000	96	303177	50.0	49.5	

Compound	Sig	RT (min.)	Exp RT (min.)	Dlt RT (min.)	Q	Response	Cal Amt ug/l	OnCol Amt ug/l	Flags
85 1,1,2,2-Tetrachloroethane	83	7.455	7.455	0.000	93	445529	50.0	48.6	
86 trans-1,4-Dichloro-2-butene	53	7.474	7.474	0.000	94	511204	125.0	126.4	
87 1,2,3-Trichloropropane	110	7.480	7.480	0.000	86	144774	50.0	50.5	
88 N-Propylbenzene	91	7.509	7.509	0.000	100	1822450	50.0	51.1	
89 2-Chlorotoluene	126	7.558	7.558	0.000	95	321219	50.0	49.4	
90 1,3,5-Trimethylbenzene	105	7.612	7.612	0.000	93	1210772	50.0	50.0	
91 4-Chlorotoluene	126	7.625	7.625	0.000	99	333145	50.0	50.0	
92 tert-Butylbenzene	134	7.783	7.783	0.000	94	224889	50.0	49.9	
93 1,2,4-Trimethylbenzene	105	7.815	7.815	0.000	98	1246131	50.0	50.4	
94 sec-Butylbenzene	105	7.905	7.905	0.000	95	1475943	50.0	51.3	
95 1,3-Dichlorobenzene	146	7.966	7.966	0.000	97	610945	50.0	49.3	
96 4-Isopropyltoluene	119	7.988	7.988	0.000	97	1237759	50.0	50.6	
* 97 1,4-Dichlorobenzene-d4	152	8.008	8.008	0.000	97	320757	50.0	50.0	
98 1,4-Dichlorobenzene	146	8.021	8.021	0.000	92	618019	50.0	49.2	
99 1,2,3-Trimethylbenzene	105	8.037	8.037	0.000	100	1238022	50.0	50.2	
100 Benzyl chloride	91	8.082	8.082	0.000	99	938184	50.0	52.3	
101 1,3-Diethylbenzene	119	8.136	8.136	0.000	95	734496	50.0	50.5	
102 p-Diethylbenzene	119	8.188	8.188	0.000	92	764286	50.0	49.9	
103 n-Butylbenzene	92	8.201	8.201	0.000	98	683177	50.0	50.1	
104 1,2-Dichlorobenzene	146	8.210	8.210	0.000	96	587525	50.0	49.9	
105 o-diethylbenzene	119	8.239	8.239	0.000	98	596405	50.0	49.8	
106 1,2-Dibromo-3-Chloropropane	75	8.615	8.615	0.000	77	156357	50.0	51.6	
107 1,3,5-Trichlorobenzene	180	8.709	8.709	0.000	96	399624	50.0	49.3	
108 1,2,4-Trichlorobenzene	180	9.027	9.027	0.000	94	362166	50.0	49.8	
109 Hexachlorobutadiene	225	9.098	9.098	0.000	97	147660	50.0	48.3	
110 Naphthalene	128	9.159	9.159	0.000	98	1458755	50.0	52.1	
111 1,2,3-Trichlorobenzene	180	9.268	9.268	0.000	95	334644	50.0	50.6	
112 2-Methylnaphthalene	142	9.712	9.712	0.000	92	701484	50.0	53.8	

QC Flag Legend

Processing Flags

Review Flags

M - Manually Integrated

Reagents:

MSV_CCV_VOC#1_00090	Amount Added:	5.00	Units: uL	
MSV_V_Gas_00297	Amount Added:	2.50	Units: uL	
MSV_CCV_VOC#3_00090	Amount Added:	4.00	Units: uL	
MSV_CCV_2CEVE_00085	Amount Added:	5.00	Units: uL	
MSV_HP28_ISSS_00005	Amount Added:	5.92	Units: uL	Run Reagent

Report Date: 29-Sep-2022 12:40:37 Chrom Revision: 2.3 22-Sep-2022 21:23:26

Eurofins Lancaster Laboratories Environment Testing, LLC

Data File:	\\chromfs\Lancaster\ChromData\15830\20220928-67446.b\FS28X11.D				
Injection Date:	28-Sep-2022 18:48:06	Instrument ID:	15830	Operator ID:	jml01693
Lims ID:	ICIS v50			Worklist Smp#:	7
Client ID:					
Purge Vol:	5.000 mL	Dil. Factor:	1.0000	ALS Bottle#:	0
Method:	MSVoa_15830_PT1	Limit Group:	MSV - 8260C_D		

Column: Rxi-624Sil MS Capillary Column (0.25 mm) Y Scaling: Method Defined: Scale to the Nth Largest Peak: 1

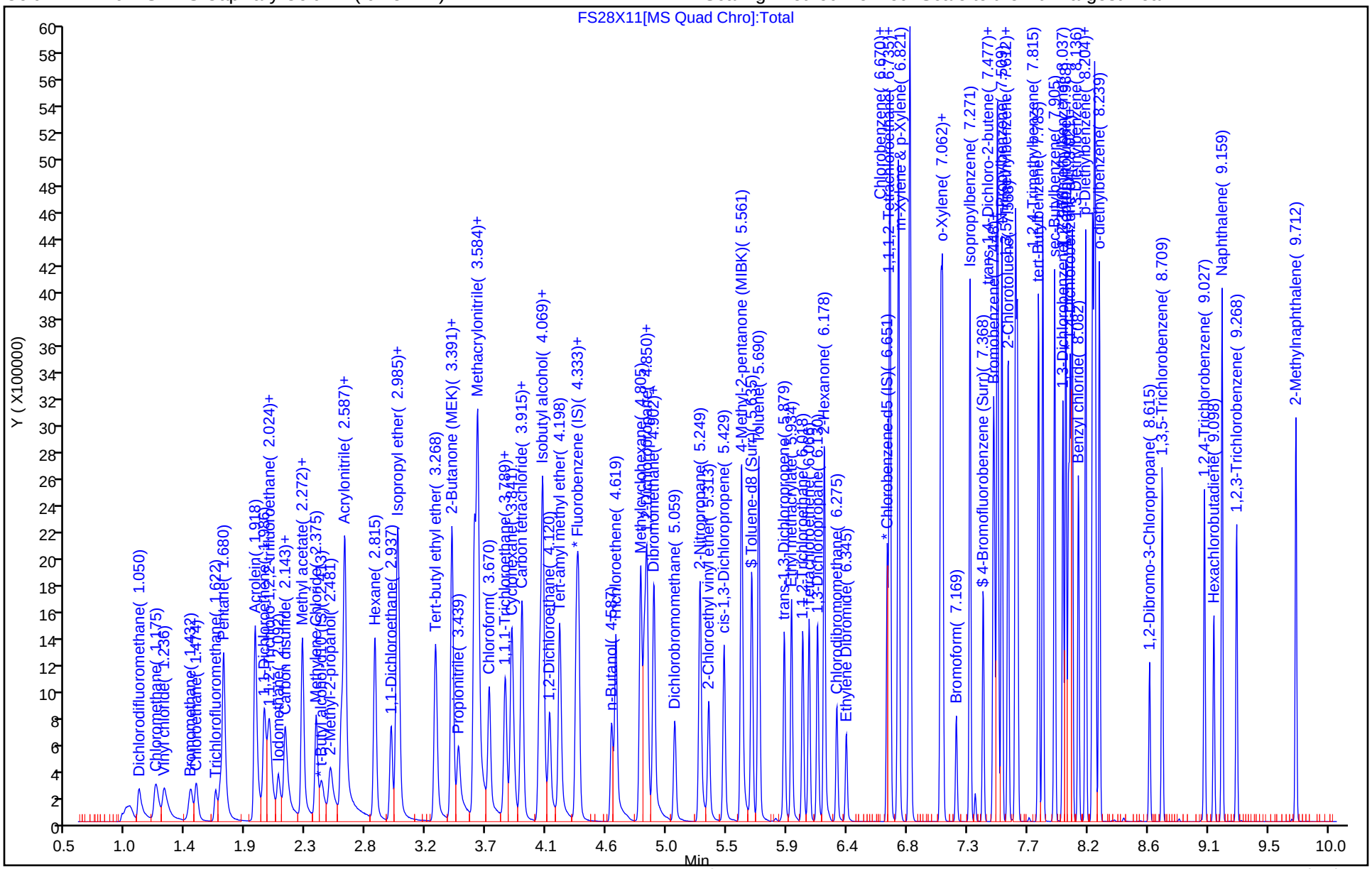

Manual Integration/User Assign Peak Report

Eurofins Lancaster Laboratories Environment Testing, LLC

Data File:	\\chromfs\Lancaster\ChromData\15830\20220928-67446.b\FS28X11.D				
Injection Date:	28-Sep-2022 18:48:06	Instrument ID:	15830		
Lims ID:	ICIS v50				
Client ID:					
Operator ID:	jml01693	ALS Bottle#:	0	Worklist Smp#:	7
Purge Vol:	5.000 mL	Dil. Factor:	1.0000		
Method:	MSVoa_15830_PT1	Limit Group:	MSV - 8260C_D		
Column:	Rxi-624Sil MS Capillary Column (0.25 mm)	Detector	MS Quad		

1 Dichlorodifluoromethane, CAS: 75-71-8

Signal: 1

Processing Integration Results

RT: 1.05
Area: 366985
Amount: 54.917575
Amount Units: ug/l

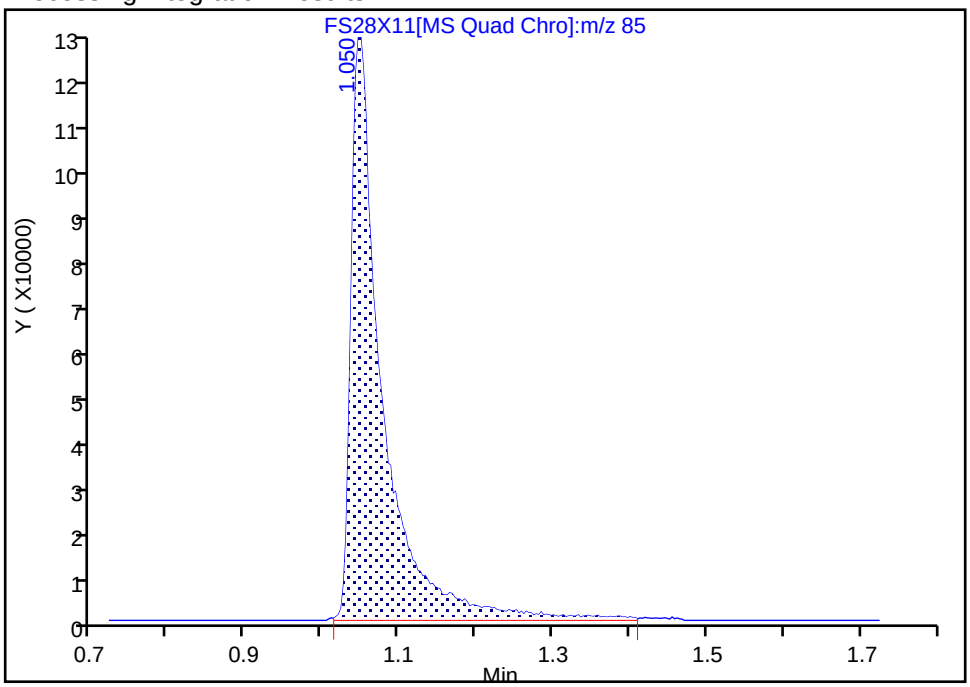

Manual Integration Results

RT: 1.05
Area: 368858
Amount: 51.269503
Amount Units: ug/l

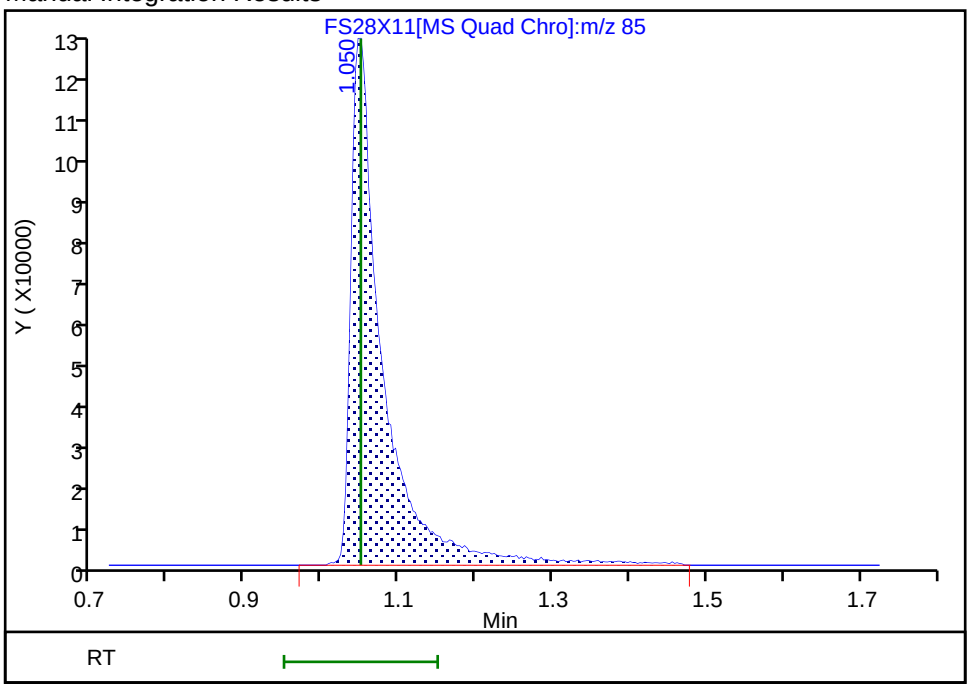

Reviewer: K4WN, 28-Sep-2022 22:53:23
Audit Action: Manually Integrated Audit Reason: Incomplete Integration

Manual Integration/User Assign Peak Report

Eurofins Lancaster Laboratories Environment Testing, LLC

Data File:	\\chromfs\Lancaster\ChromData\15830\20220928-67446.b\FS28X11.D				
Injection Date:	28-Sep-2022 18:48:06	Instrument ID:	15830		
Lims ID:	ICIS v50				
Client ID:					
Operator ID:	jml01693	ALS Bottle#:	0	Worklist Smp#:	7
Purge Vol:	5.000 mL	Dil. Factor:	1.0000		
Method:	MSVoa_15830_PT1	Limit Group:	MSV - 8260C_D		
Column:	Rxi-624Sil MS Capillary Column (0.25 mm)	Detector	MS Quad		

15 Methyl acetate, CAS: 79-20-9

Signal: 1

Processing Integration Results

RT: 2.27
Area: 579922
Amount: 51.610940
Amount Units: ug/l

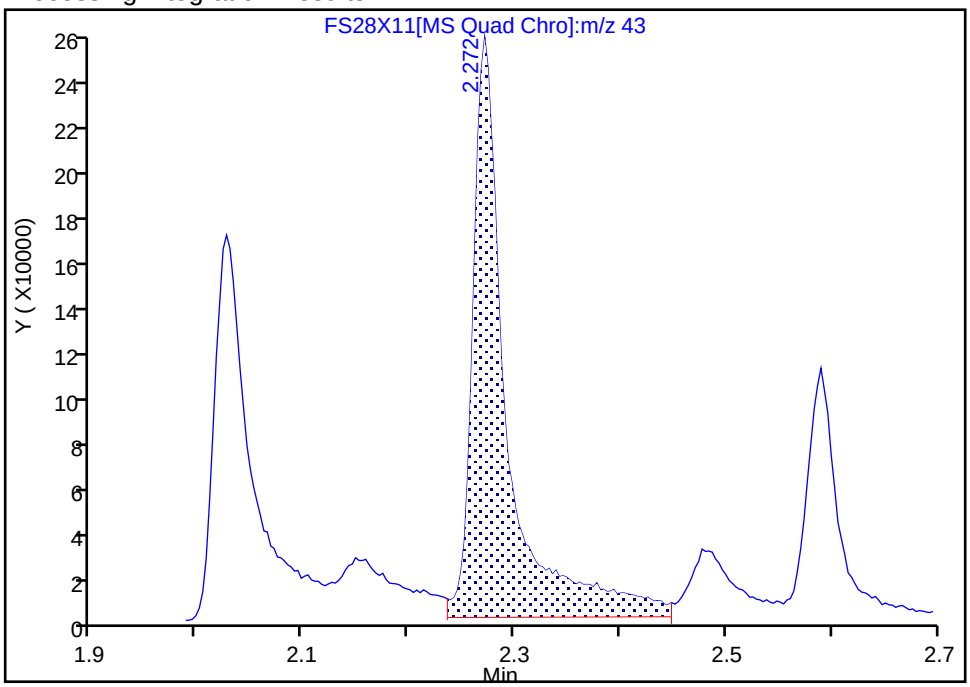

Manual Integration Results

RT: 2.27
Area: 519569
Amount: 48.237770
Amount Units: ug/l

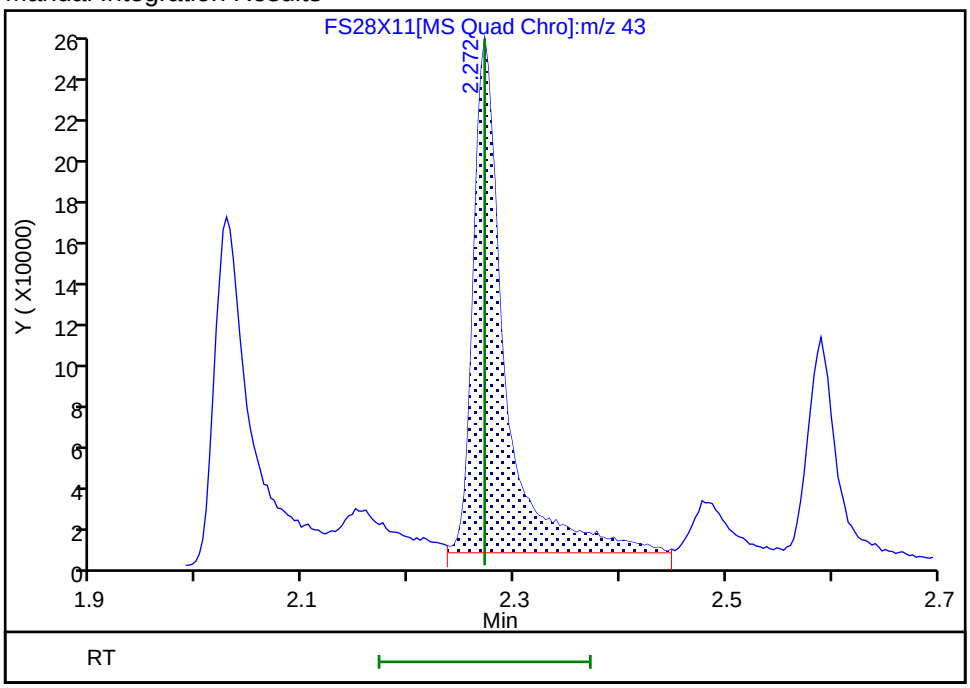

Reviewer: UJML, 29-Sep-2022 10:33:02
Audit Action: Assigned New Baseline Audit Reason: Baseline

Manual Integration/User Assign Peak Report

Eurofins Lancaster Laboratories Environment Testing, LLC

Data File:	\\chromfs\Lancaster\ChromData\15830\20220928-67446.b\FS28X11.D				
Injection Date:	28-Sep-2022 18:48:06	Instrument ID:	15830		
Lims ID:	ICIS v50				
Client ID:					
Operator ID:	jml01693	ALS Bottle#:	0	Worklist Smp#:	7
Purge Vol:	5.000 mL	Dil. Factor:	1.0000		
Method:	MSVoa_15830_PT1	Limit Group:	MSV - 8260C_D		
Column:	Rxi-624Sil MS Capillary Column (0.25 mm)	Detector	MS Quad		

54 1,4-Dioxane, CAS: 123-91-1

Signal: 1

Processing Integration Results

RT: 4.91
Area: 91994
Amount: 739.6180
Amount Units: ug/l

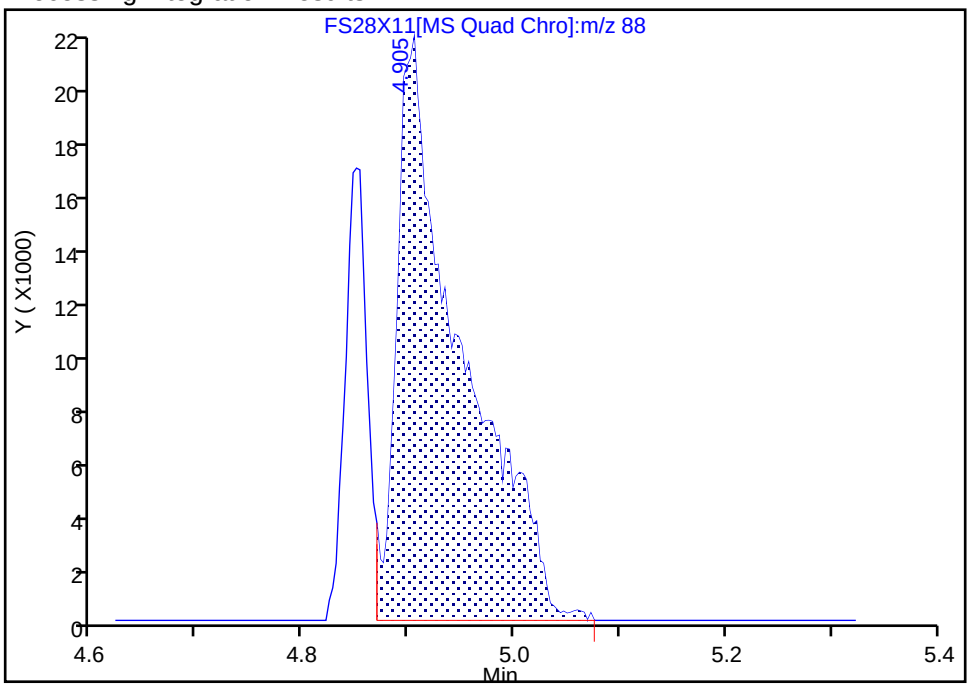

Manual Integration Results

RT: 4.91
Area: 90850
Amount: 679.9900
Amount Units: ug/l

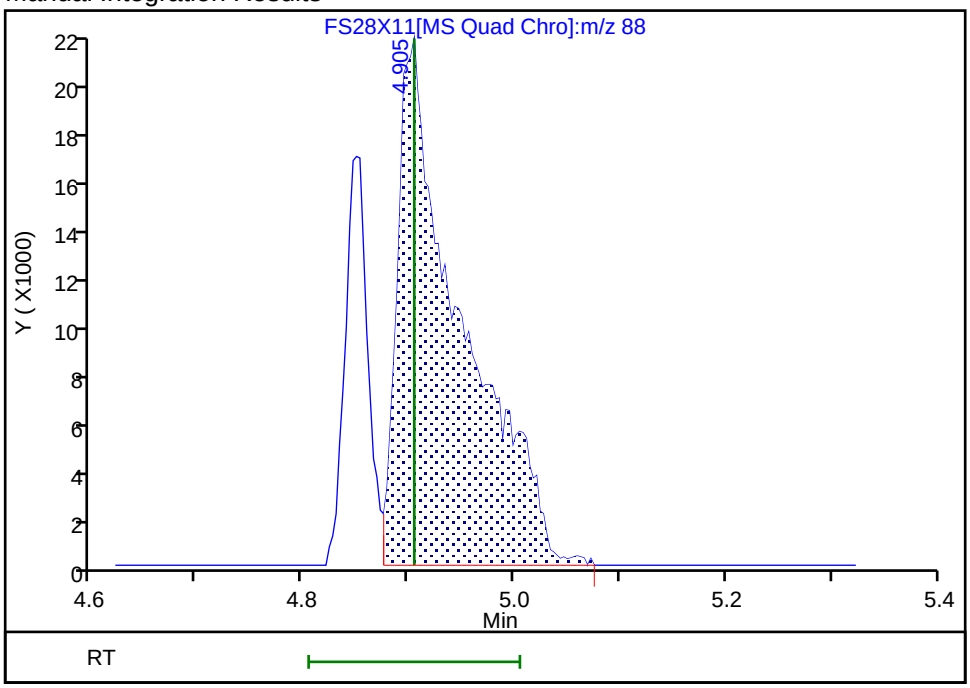

Reviewer: K4WN, 28-Sep-2022 22:53:57
Audit Action: Split an Integrated Peak Audit Reason: Incomplete Integration

Eurofins Lancaster Laboratories Environment Testing, LLC
Target Compound Quantitation Report

Data File: \\chromfs\Lancaster\ChromData\15830\20220928-67446.b\FS28X13.D
Lims ID: IC v150
Client ID:
Sample Type: IC Calib Level: 6
Inject. Date: 28-Sep-2022 19:14:10 ALS Bottle#: 0 Worklist Smp#: 8
Purge Vol: 5.000 mL Dil. Factor: 1.0000
Sample Info: blank
Misc. Info.: 410-0067446-008
Operator ID: jml01693 Instrument ID: 15830
Sublist: chrom-MSVoa_15830_PT1*sub15

Method: \\chromfs\Lancaster\ChromData\15830\20220928-67446.b\MSVoa_15830_PT1.m
Limit Group: MSV - 8260C_D
Last Update: 29-Sep-2022 12:40:39 Calib Date: 28-Sep-2022 19:40:09
Integrator: RTE ID Type: Deconvolution ID
Quant Method: Internal Standard Quant By: Initial Calibration
Last ICal File: \\chromfs\Lancaster\ChromData\15830\20220928-67446.b\FS28X15.D

Column 1 : Rxi-624Sil MS Capillary Column (0.25 mm) Det: MS Quad
Process Host: CTX1640

First Level Reviewer: K4WN Date: 28-Sep-2022 22:55:21

Compound	Sig	RT (min.)	Exp RT (min.)	Dlt RT (min.)	Q	Response	Cal Amt ug/l	OnCol Amt ug/l	Flags
1 Dichlorodifluoromethane	85	1.043	1.050	-0.007	99	1083023	150.0	145.1	M
2 Chloromethane	50	1.172	1.172	0.000	99	1411899	150.0	137.3	
3 Vinyl chloride	62	1.236	1.236	0.000	98	1103989	150.0	137.5	
4 Bromomethane	94	1.432	1.432	0.000	90	646905	150.0	138.5	
5 Chloroethane	64	1.474	1.477	-0.003	100	687584	150.0	135.4	
6 Trichlorofluoromethane	101	1.619	1.622	-0.003	98	1306209	150.0	142.4	
7 Pentane	43	1.677	1.683	-0.006	98	1943052	150.0	142.1	
8 Acrolein	56	1.915	1.918	-0.003	99	4570722	1500.0	1405.4	
9 1,1-Dichloroethene	96	1.982	1.986	-0.004	94	746894	150.0	141.0	
11 1,1,2-Trichloro-1,2,2-trifluoroe	101	2.021	2.021	0.000	96	729707	150.0	145.1	
10 Acetone	58	2.024	2.027	-0.003	99	486248	300.0	307.0	
12 Iodomethane	142	2.088	2.092	-0.004	98	1092119	150.0	145.9	
14 Carbon disulfide	76	2.136	2.140	-0.004	100	2419271	150.0	143.0	
13 Isopropyl alcohol	45	2.153	2.156	-0.003	99	1262645	750.0	750.3	
15 Methyl acetate	43	2.268	2.272	-0.004	99	1591952	150.0	142.4	M
16 3-Chloro-1-propene	41	2.268	2.272	-0.004	91	1880154	150.0	142.6	
17 Methylene Chloride	84	2.371	2.375	-0.004	99	911429	150.0	143.3	
* 18 t-Butyl alcohol-d10 (IS)	65	2.416	2.416	0.000	97	528309	250.0	250.0	
19 2-Methyl-2-propanol	59	2.481	2.481	0.000	99	2207035	750.0	729.2	
20 Acrylonitrile	53	2.561	2.564	-0.003	98	2070123	375.0	375.5	
21 trans-1,2-Dichloroethene	96	2.587	2.587	0.000	93	853612	150.0	143.5	
22 Methyl tert-butyl ether	73	2.587	2.590	-0.003	98	2972576	150.0	146.7	
23 Hexane	57	2.812	2.815	-0.003	97	1605524	150.0	145.2	
24 1,1-Dichloroethane	63	2.934	2.937	-0.003	96	1851284	150.0	143.5	
25 Isopropyl ether	45	2.979	2.979	0.000	96	3857575	150.0	143.9	
26 2-Chloro-1,3-butadiene	53	2.989	2.992	-0.003	93	1672299	150.0	145.2	
27 Tert-butyl ethyl ether	59	3.268	3.268	0.000	99	3233186	150.0	143.7	
28 2-Butanone (MEK)	43	3.390	3.391	-0.001	98	2764565	300.0	296.1	
29 cis-1,2-Dichloroethene	96	3.390	3.391	-0.001	80	940946	150.0	144.5	
30 2,2-Dichloropropane	77	3.390	3.391	-0.001	51	855079	150.0	135.2	

Compound	Sig	RT (min.)	Exp RT (min.)	Dlt RT (min.)	Q	Response	Cal Amt ug/l	OnCol Amt ug/l	Flags
31 Propionitrile	54	3.442	3.442	0.000	100	1941772	750.0	725.9	
32 Methacrylonitrile	67	3.561	3.561	0.000	97	1851452	375.0	377.0	
33 Chlorobromomethane	128	3.577	3.577	0.000	90	410169	150.0	149.4	
34 Tetrahydrofuran	71	3.583	3.584	-0.001	93	1528339	750.0	726.0	
36 Chloroform	83	3.670	3.670	0.000	95	1583135	150.0	144.5	
37 1,1,1-Trichloroethane	97	3.786	3.786	0.000	98	1254167	150.0	146.4	
$ 38 Dibromofluoromethane (Surr)	113	3.792	3.793	0.000	93	190288	50.0	50.0	
39 Cyclohexane	56	3.837	3.841	-0.004	96	1967247	150.0	144.1	
40 Carbon tetrachloride	117	3.908	3.908	0.000	95	950927	150.0	150.4	
41 1,1-Dichloropropene	75	3.918	3.918	0.000	93	1346335	150.0	143.9	
42 Isobutyl alcohol	41	4.050	4.047	0.003	96	1791794	1875.0	1873.5	
$ 43 1,2-Dichloroethane-d4 (Surr)	102	4.059	4.059	0.000	97	52648	50.0	49.1	
44 Benzene	78	4.072	4.072	0.000	98	4009713	150.0	144.7	
45 1,2-Dichloroethane	62	4.124	4.120	0.004	96	1341013	150.0	143.3	
46 Tert-amyl methyl ether	73	4.197	4.198	-0.001	98	2976473	150.0	147.4	
* 47 Fluorobenzene (IS)	96	4.323	4.323	0.000	98	911664	50.0	50.0	
48 n-Heptane	43	4.339	4.339	0.000	98	1723763	150.0	146.1	
49 n-Butanol	56	4.590	4.587	0.003	92	1487363	1875.0	1905.8	
50 Trichloroethene	95	4.619	4.619	0.000	96	983878	150.0	146.2	
51 Methylcyclohexane	83	4.805	4.805	0.000	96	1698301	150.0	146.6	
52 1,2-Dichloropropane	63	4.831	4.831	0.000	96	1111016	150.0	146.3	
53 2-ethoxy-2-methyl butane	87	4.850	4.850	0.000	89	1475747	150.0	148.5	
55 Dibromomethane	93	4.898	4.899	-0.001	91	572962	150.0	147.4	
54 1,4-Dioxane	88	4.898	4.905	-0.007	78	260350	1875.0	1918.9	
56 Methyl methacrylate	69	4.905	4.905	0.000	95	1069613	150.0	154.1	
57 Dichlorobromomethane	83	5.059	5.059	0.000	98	1204219	150.0	154.4	
58 2-Nitropropane	41	5.252	5.249	0.003	98	2999070	750.0	768.7	
59 2-Chloroethyl vinyl ether	63	5.313	5.313	0.000	91	875698	150.0	156.1	
60 cis-1,3-Dichloropropene	75	5.429	5.429	0.000	92	1676981	150.0	154.0	
61 4-Methyl-2-pentanone (MIBK)	43	5.561	5.561	0.000	98	4840975	300.0	298.9	
$ 62 Toluene-d8 (Surr)	98	5.638	5.635	0.003	95	871851	50.0	49.7	
63 Toluene	92	5.689	5.690	-0.001	98	2381004	150.0	143.7	
64 trans-1,3-Dichloropropene	75	5.879	5.879	0.000	97	1531307	150.0	154.5	
65 Ethyl methacrylate	69	5.934	5.934	0.000	94	1691905	150.0	155.4	
66 1,1,2-Trichloroethane	97	6.021	6.018	0.003	92	842370	150.0	142.9	
67 Tetrachloroethene	166	6.066	6.066	0.000	94	816829	150.0	143.5	
68 1,3-Dichloropropane	76	6.130	6.130	0.000	97	1571851	150.0	146.8	
S 69 1,2-Dichloroethene, Total	100				0			288.0	
70 2-Hexanone	43	6.181	6.178	0.003	99	4040894	300.0	296.2	
71 Chlorodibromomethane	129	6.275	6.275	0.000	91	835865	150.0	155.5	
72 Ethylene Dibromide	107	6.345	6.345	0.000	99	888612	150.0	149.4	
* 73 Chlorobenzene-d5 (IS)	117	6.651	6.651	0.000	88	630987	50.0	50.0	
74 Chlorobenzene	112	6.670	6.670	0.000	89	2452417	150.0	145.5	
75 1-Chlorohexane	91	6.673	6.673	0.000	91	1336488	150.0	145.2	
76 1,1,1,2-Tetrachloroethane	131	6.731	6.731	0.000	94	795107	150.0	150.4	
77 Ethylbenzene	91	6.738	6.738	0.000	99	4742178	150.0	148.7	
78 m-Xylene & p-Xylene	106	6.821	6.821	0.000	99	3428668	300.0	291.0	
79 o-Xylene	106	7.053	7.053	0.000	98	1674342	150.0	145.6	
80 Styrene	104	7.066	7.066	0.000	95	2988012	150.0	151.6	
81 Bromoform	173	7.168	7.169	-0.001	95	631357	150.0	161.3	
82 Isopropylbenzene	105	7.271	7.271	0.000	97	4389380	150.0	147.6	
$ 83 4-Bromofluorobenzene (Surr)	95	7.368	7.368	0.000	83	342950	50.0	49.8	

Compound	Sig	RT (min.)	Exp RT (min.)	Dlt RT (min.)	Q	Response	Cal Amt ug/l	OnCol Amt ug/l	Flags
84 Bromobenzene	156	7.448	7.445	0.003	96	936662	150.0	147.8	
85 1,1,2,2-Tetrachloroethane	83	7.455	7.455	0.000	94	1415039	150.0	149.2	
86 trans-1,4-Dichloro-2-butene	53	7.477	7.474	0.003	94	1625390	375.0	388.4	
87 1,2,3-Trichloropropane	110	7.484	7.480	0.004	87	442585	150.0	149.2	
88 N-Propylbenzene	91	7.512	7.509	0.003	99	5541786	150.0	150.4	
89 2-Chlorotoluene	126	7.557	7.558	-0.001	95	992687	150.0	147.5	
90 1,3,5-Trimethylbenzene	105	7.612	7.612	0.000	95	3761158	150.0	150.1	
91 4-Chlorotoluene	126	7.625	7.625	0.000	99	1039172	150.0	150.6	
92 tert-Butylbenzene	134	7.786	7.783	0.003	94	694169	150.0	148.8	
93 1,2,4-Trimethylbenzene	105	7.818	7.815	0.003	98	3837317	150.0	150.1	
94 sec-Butylbenzene	105	7.905	7.905	0.000	95	4490483	150.0	150.8	
95 1,3-Dichlorobenzene	146	7.969	7.966	0.003	97	1880685	150.0	146.8	
96 4-Isopropyltoluene	119	7.988	7.988	0.000	97	3805128	150.0	150.5	
* 97 1,4-Dichlorobenzene-d4	152	8.008	8.008	0.000	97	331792	50.0	50.0	
98 1,4-Dichlorobenzene	146	8.024	8.021	0.003	92	1914588	150.0	147.4	
99 1,2,3-Trimethylbenzene	105	8.037	8.037	0.000	100	3780667	150.0	148.1	
100 Benzyl chloride	91	8.085	8.082	0.003	99	3013730	150.0	162.4	
101 1,3-Diethylbenzene	119	8.136	8.136	0.000	95	2241808	150.0	149.0	
102 p-Diethylbenzene	119	8.191	8.188	0.003	93	2370054	150.0	149.6	
103 n-Butylbenzene	92	8.204	8.201	0.003	99	2120518	150.0	150.5	
104 1,2-Dichlorobenzene	146	8.210	8.210	0.000	95	1799357	150.0	147.8	
105 o-diethylbenzene	119	8.239	8.239	0.000	98	1832627	150.0	148.1	
106 1,2-Dibromo-3-Chloropropane	75	8.615	8.615	0.000	79	477579	150.0	152.3	
107 1,3,5-Trichlorobenzene	180	8.712	8.709	0.003	96	1234766	150.0	147.4	
108 1,2,4-Trichlorobenzene	180	9.027	9.027	0.000	94	1128158	150.0	150.0	
109 Hexachlorobutadiene	225	9.098	9.098	0.000	97	451313	150.0	142.7	
110 Naphthalene	128	9.159	9.159	0.000	98	4424555	150.0	152.7	
111 1,2,3-Trichlorobenzene	180	9.268	9.268	0.000	95	1019731	150.0	149.2	
112 2-Methylnaphthalene	142	9.712	9.712	0.000	92	2082178	150.0	154.3	
S 134 1,3-Dichloropropene, Total	100				0			308.5	
S 135 Xylenes, Total	106				0			436.6	
S 138 Total Diethylbenzene	1				0			446.6	

QC Flag Legend

Processing Flags

Review Flags

M - Manually Integrated

Reagents:

MSV_CCV_VOC#1_00090	Amount Added: 15.00	Units: uL	
MSV_V_Gas_00297	Amount Added: 7.50	Units: uL	
MSV_CCV_VOC#3_00090	Amount Added: 12.00	Units: uL	
MSV_CCV_2CEVE_00085	Amount Added: 15.00	Units: uL	
MSV_HP28_ISSS_00005	Amount Added: 5.92	Units: uL	Run Reagent

Report Date: 29-Sep-2022 12:40:41 Chrom Revision: 2.3 22-Sep-2022 21:23:26

Eurofins Lancaster Laboratories Environment Testing, LLC

Data File:	\\chromfs\Lancaster\ChromData\15830\20220928-67446.b\FS28X13.D				
Injection Date:	28-Sep-2022 19:14:10	Instrument ID:	15830	Operator ID:	jml01693
Lims ID:	IC v150			Worklist Smp#:	8
Client ID:					
Purge Vol:	5.000 mL	Dil. Factor:	1.0000	ALS Bottle#:	0
Method:	MSVoa_15830_PT1	Limit Group:	MSV - 8260C_D		

Column: Rxi-624Sil MS Capillary Column (0.25 mm) Y Scaling: Method Defined: Scale to the Nth Largest Peak: 1

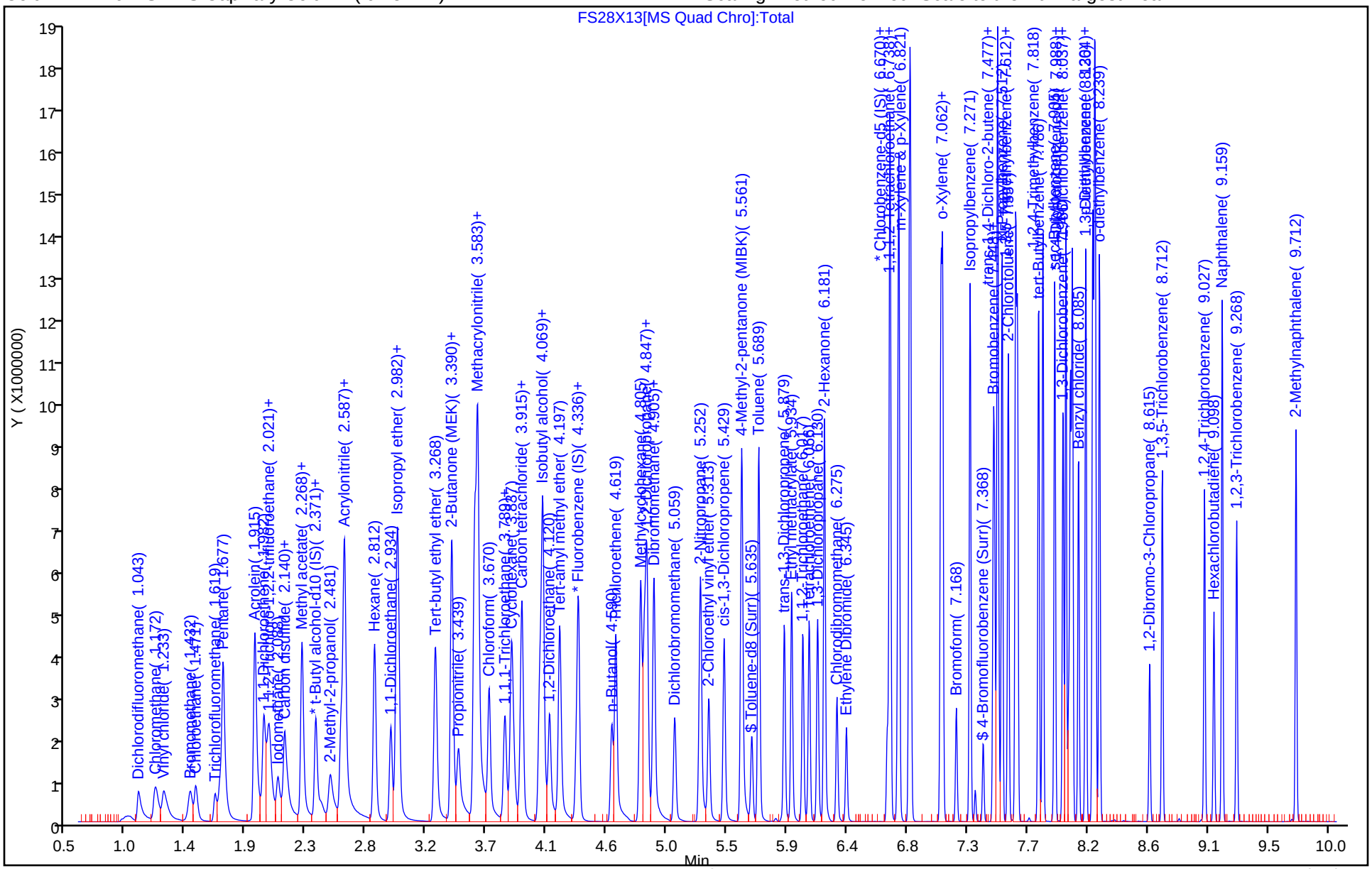

Manual Integration/User Assign Peak Report

Eurofins Lancaster Laboratories Environment Testing, LLC

Data File:	\\chromfs\Lancaster\ChromData\15830\20220928-67446.b\FS28X13.D				
Injection Date:	28-Sep-2022 19:14:10	Instrument ID:	15830		
Lims ID:	IC v150				
Client ID:					
Operator ID:	jml01693	ALS Bottle#:	0	Worklist Smp#:	8
Purge Vol:	5.000 mL	Dil. Factor:	1.0000		
Method:	MSVoa_15830_PT1	Limit Group:	MSV - 8260C_D		
Column:	Rxi-624Sil MS Capillary Column (0.25 mm)	Detector	MS Quad		

1 Dichlorodifluoromethane, CAS: 75-71-8

Signal: 1

Processing Integration Results

RT: 1.04
Area: 1063522
Amount: 153.2533
Amount Units: ug/l

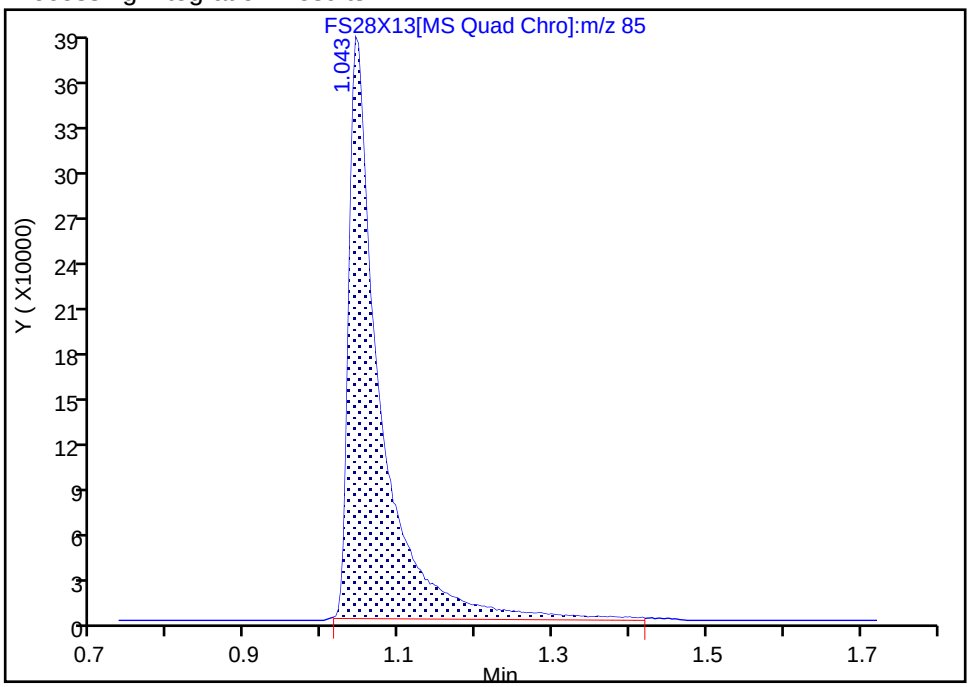

Manual Integration Results

RT: 1.04
Area: 1083023
Amount: 145.0727
Amount Units: ug/l

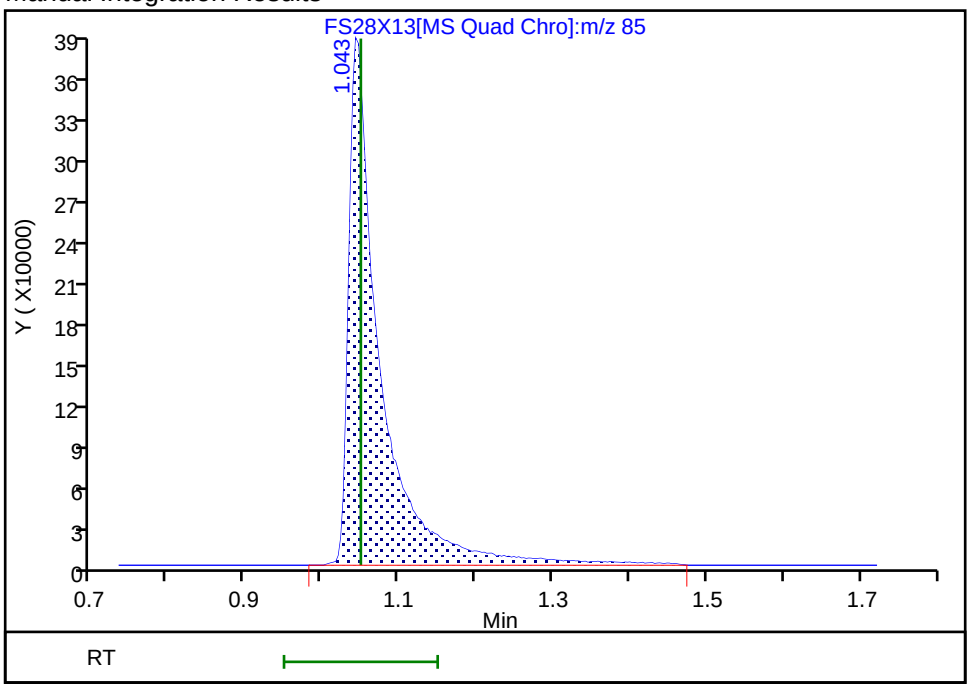

Reviewer: K4WN, 28-Sep-2022 22:54:23

Audit Action: Manually Integrated Audit Reason: Incomplete Integration

Manual Integration/User Assign Peak Report

Eurofins Lancaster Laboratories Environment Testing, LLC

Data File:	\\chromfs\Lancaster\ChromData\15830\20220928-67446.b\FS28X13.D				
Injection Date:	28-Sep-2022 19:14:10	Instrument ID:	15830		
Lims ID:	IC v150				
Client ID:					
Operator ID:	jml01693	ALS Bottle#:	0	Worklist Smp#:	8
Purge Vol:	5.000 mL	Dil. Factor:	1.0000		
Method:	MSVoa_15830_PT1	Limit Group:	MSV - 8260C_D		
Column:	Rxi-624Sil MS Capillary Column (0.25 mm)	Detector	MS Quad		

15 Methyl acetate, CAS: 79-20-9

Signal: 1

Processing Integration Results

RT: 2.27
Area: 1786908
Amount: 150.8554
Amount Units: ug/l

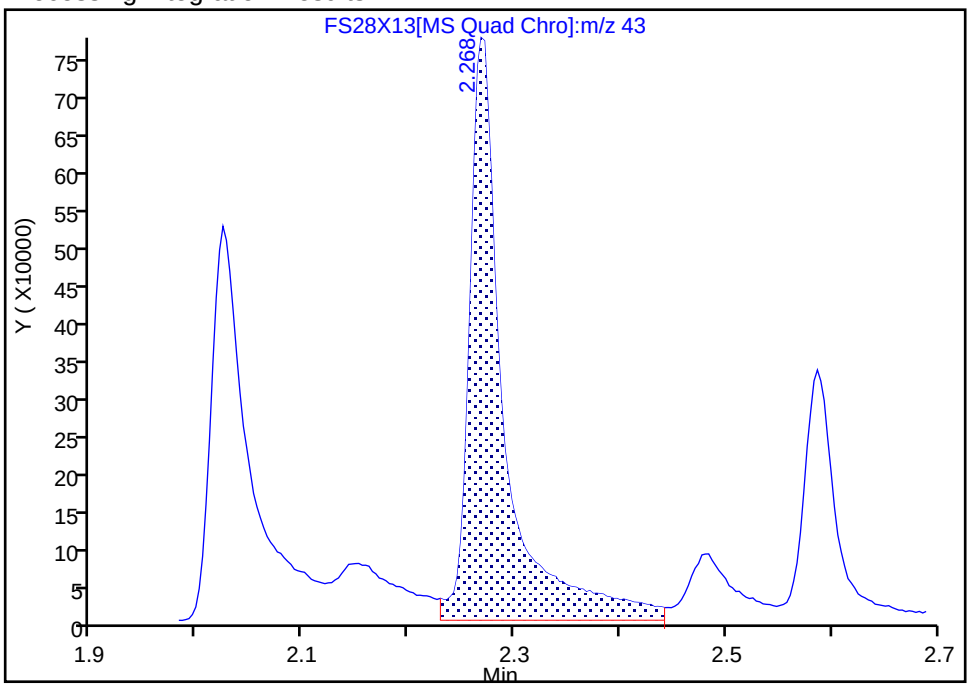

Manual Integration Results

RT: 2.27
Area: 1591952
Amount: 142.4367
Amount Units: ug/l

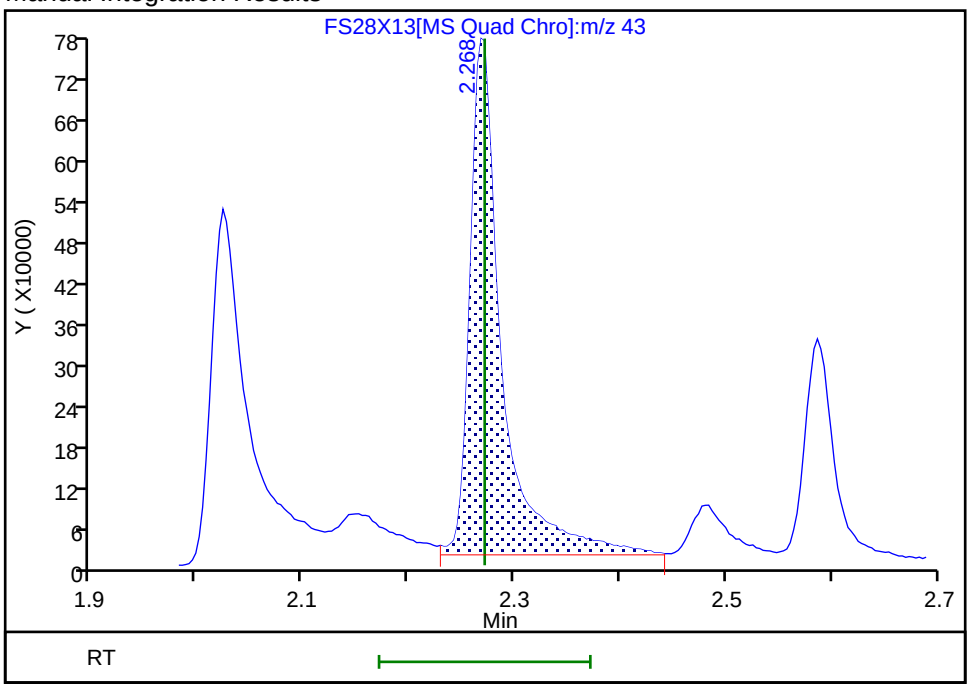

Reviewer: UJML, 29-Sep-2022 10:32:29
Audit Action: Assigned New Baseline Audit Reason: Baseline

Eurofins Lancaster Laboratories Environment Testing, LLC
Target Compound Quantitation Report

Data File: \\chromfs\Lancaster\ChromData\15830\20220928-67446.b\FS28X15.D
Lims ID: IC v300
Client ID:
Sample Type: IC Calib Level: 8
Inject. Date: 28-Sep-2022 19:40:09 ALS Bottle#: 0 Worklist Smp#: 9
Purge Vol: 5.000 mL Dil. Factor: 1.0000
Sample Info: blank
Misc. Info.: 410-0067446-009
Operator ID: jml01693 Instrument ID: 15830
Sublist: chrom-MSVoa_15830_PT1*sub15

Method: \\chromfs\Lancaster\ChromData\15830\20220928-67446.b\MSVoa_15830_PT1.m
Limit Group: MSV - 8260C_D
Last Update: 29-Sep-2022 12:40:43 Calib Date: 28-Sep-2022 19:40:09
Integrator: RTE ID Type: Deconvolution ID
Quant Method: Internal Standard Quant By: Initial Calibration
Last ICal File: \\chromfs\Lancaster\ChromData\15830\20220928-67446.b\FS28X15.D

Column 1 : Rxi-624Sil MS Capillary Column (0.25 mm) Det: MS Quad
Process Host: CTX1640

First Level Reviewer: K4WN Date: 28-Sep-2022 22:57:02

Compound	Sig	RT (min.)	Exp RT (min.)	Dlt RT (min.)	Q	Response	Cal Amt ug/l	OnCol Amt ug/l	Flags
1 Dichlorodifluoromethane	85	1.044	1.050	-0.006	99	2104191	300.0	277.3	M
2 Chloromethane	50	1.169	1.172	-0.003	99	2997928	300.0	286.9	
3 Vinyl chloride	62	1.230	1.236	-0.006	98	2254622	300.0	276.2	
4 Bromomethane	94	1.429	1.432	-0.003	91	1262118	300.0	265.8	
5 Chloroethane	64	1.471	1.477	-0.006	100	1365658	300.0	264.7	
6 Trichlorofluoromethane	101	1.616	1.622	-0.006	98	2555172	300.0	274.1	
7 Pentane	43	1.677	1.683	-0.006	98	3797282	300.0	273.2	
8 Acrolein	56	1.915	1.918	-0.003	99	9487665	3000.1	2868.1	
9 1,1-Dichloroethene	96	1.982	1.986	-0.004	93	1506860	300.0	279.9	
11 1,1,2-Trichloro-1,2,2-trifluoroe	101	2.015	2.021	-0.006	95	1466657	300.0	287.0	
10 Acetone	58	2.024	2.027	-0.003	99	968290	600.0	601.1	
12 Iodomethane	142	2.092	2.092	0.000	98	2195010	300.0	288.6	
14 Carbon disulfide	76	2.140	2.140	0.000	100	4904979	300.0	285.3	
13 Isopropyl alcohol	45	2.153	2.156	-0.003	99	2448631	1500.0	1430.5	
15 Methyl acetate	43	2.269	2.272	-0.003	99	3355806	300.0	295.4	M
16 3-Chloro-1-propene	41	2.269	2.272	-0.003	91	3826657	300.0	285.6	
17 Methylene Chloride	84	2.371	2.375	-0.004	99	1826434	300.0	282.5	
* 18 t-Butyl alcohol-d10 (IS)	65	2.416	2.416	0.000	96	537351	250.0	250.0	
19 2-Methyl-2-propanol	59	2.484	2.481	0.003	99	4558040	1500.0	1480.7	
20 Acrylonitrile	53	2.564	2.564	0.000	99	4182522	750.0	746.4	
21 trans-1,2-Dichloroethene	96	2.584	2.587	-0.003	93	1723491	300.0	285.1	
22 Methyl tert-butyl ether	73	2.587	2.590	-0.003	97	6034866	300.0	293.0	
23 Hexane	57	2.812	2.815	-0.003	97	3192508	300.0	284.0	
24 1,1-Dichloroethane	63	2.934	2.937	-0.003	96	3716444	300.0	283.5	
25 Isopropyl ether	45	2.979	2.979	0.000	97	7814613	300.0	286.7	
26 2-Chloro-1,3-butadiene	53	2.992	2.992	0.000	93	3388826	300.0	289.4	
27 Tert-butyl ethyl ether	59	3.269	3.268	0.001	99	6603061	300.0	288.8	
28 2-Butanone (MEK)	43	3.391	3.391	0.000	99	5613406	600.0	591.5	
29 cis-1,2-Dichloroethene	96	3.391	3.391	0.000	86	1886729	300.0	285.2	
30 2,2-Dichloropropane	77	3.391	3.391	0.000	50	1664555	300.0	258.9	

Compound	Sig	RT (min.)	Exp RT (min.)	Dlt RT (min.)	Q	Response	Cal Amt ug/l	OnCol Amt ug/l	Flags
31 Propionitrile	54	3.442	3.442	0.000	100	3988037	1500.0	1465.7	
32 Methacrylonitrile	67	3.568	3.561	0.007	97	3813304	750.0	764.0	
33 Chlorobromomethane	128	3.580	3.577	0.003	91	832896	300.0	298.5	
34 Tetrahydrofuran	71	3.587	3.584	0.003	92	3168103	1500.0	1479.6	
36 Chloroform	83	3.670	3.670	0.000	95	3209801	300.0	288.2	
37 1,1,1-Trichloroethane	97	3.786	3.786	0.000	98	2587063	300.0	297.2	
$ 38 Dibromofluoromethane (Surr)	113	3.793	3.793	0.001	92	200322	50.0	51.8	
39 Cyclohexane	56	3.841	3.841	0.000	96	4035054	300.0	290.8	
40 Carbon tetrachloride	117	3.908	3.908	0.000	95	2024941	300.0	315.2	
41 1,1-Dichloropropene	75	3.918	3.918	0.000	93	2774834	300.0	291.9	
42 Isobutyl alcohol	41	4.053	4.047	0.006	95	3692303	3750.0	3795.8	
$ 43 1,2-Dichloroethane-d4 (Surr)	102	4.063	4.059	0.004	97	53261	50.0	48.9	
44 Benzene	78	4.072	4.072	0.000	98	8162989	300.0	289.9	
45 1,2-Dichloroethane	62	4.124	4.120	0.004	97	2738509	300.0	287.9	
46 Tert-amyl methyl ether	73	4.201	4.198	0.003	97	5892011	300.0	287.1	
* 47 Fluorobenzene (IS)	96	4.323	4.323	0.000	98	926576	50.0	50.0	
48 n-Heptane	43	4.339	4.339	0.000	98	3452099	300.0	287.9	
49 n-Butanol	56	4.593	4.587	0.006	92	3072238	3750.0	3870.4	
50 Trichloroethene	95	4.619	4.619	0.000	96	1928783	300.0	282.1	
51 Methylcyclohexane	83	4.805	4.805	0.000	96	3461082	300.0	294.0	
52 1,2-Dichloropropane	63	4.834	4.831	0.003	96	2297894	300.0	297.7	
53 2-ethoxy-2-methyl butane	87	4.854	4.850	0.004	89	3031963	300.0	300.2	
55 Dibromomethane	93	4.902	4.899	0.003	91	1190399	300.0	301.4	
54 1,4-Dioxane	88	4.902	4.905	-0.003	87	515199	3750.0	3733.3	M
56 Methyl methacrylate	69	4.908	4.905	0.003	96	2285302	300.0	324.0	
57 Dichlorobromomethane	83	5.059	5.059	0.000	98	2511954	300.0	316.8	
58 2-Nitropropane	41	5.259	5.249	0.010	97	6424394	1500.0	1619.0	
59 2-Chloroethyl vinyl ether	63	5.317	5.313	0.004	91	1824816	300.0	320.1	
60 cis-1,3-Dichloropropene	75	5.432	5.429	0.003	92	3490286	300.0	315.3	
61 4-Methyl-2-pentanone (MIBK)	43	5.564	5.561	0.003	98	9796148	600.0	595.1	
$ 62 Toluene-d8 (Surr)	98	5.638	5.635	0.003	94	890744	50.0	49.9	
63 Toluene	92	5.693	5.690	0.003	98	4881549	300.0	289.6	
64 trans-1,3-Dichloropropene	75	5.883	5.879	0.004	97	3197571	300.0	316.9	
65 Ethyl methacrylate	69	5.937	5.934	0.003	93	3546278	300.0	320.1	
66 1,1,2-Trichloroethane	97	6.021	6.018	0.003	92	1724989	300.0	287.6	
67 Tetrachloroethene	166	6.069	6.066	0.003	94	1698868	300.0	293.3	
68 1,3-Dichloropropane	76	6.130	6.130	0.000	97	3259805	300.0	299.2	
S 69 1,2-Dichloroethene, Total	100				0			570.2	
70 2-Hexanone	43	6.182	6.178	0.004	98	8112539	600.0	584.3	
71 Chlorodibromomethane	129	6.275	6.275	0.000	91	1764897	300.0	322.7	
72 Ethylene Dibromide	107	6.346	6.345	0.001	98	1852929	300.0	306.0	
* 73 Chlorobenzene-d5 (IS)	117	6.651	6.651	0.000	90	642224	50.0	50.0	
74 Chlorobenzene	112	6.670	6.670	0.000	88	5065910	300.0	295.3	
75 1-Chlorohexane	91	6.674	6.673	0.001	92	2777999	300.0	296.5	
76 1,1,1,2-Tetrachloroethane	131	6.735	6.731	0.004	95	1668086	300.0	310.0	
77 Ethylbenzene	91	6.738	6.738	0.000	98	8743835	300.0	269.4	
78 m-Xylene & p-Xylene	106	6.825	6.821	0.004	93	6954734	600.0	579.9	
79 o-Xylene	106	7.053	7.053	0.000	97	3439271	300.0	293.8	
80 Styrene	104	7.066	7.066	0.000	94	6051712	300.0	301.7	
81 Bromoform	173	7.169	7.169	0.000	95	1335342	300.0	335.3	
82 Isopropylbenzene	105	7.272	7.271	0.001	98	8263614	300.0	273.1	
$ 83 4-Bromofluorobenzene (Surr)	95	7.371	7.368	0.003	84	351835	50.0	50.2	

Compound	Sig	RT (min.)	Exp RT (min.)	Dlt RT (min.)	Q	Response	Cal Amt ug/l	OnCol Amt ug/l	Flags
84 Bromobenzene	156	7.448	7.445	0.003	96	1939904	300.0	304.8	
85 1,1,2,2-Tetrachloroethane	83	7.458	7.455	0.003	93	3176273	300.0	333.5	
86 trans-1,4-Dichloro-2-butene	53	7.481	7.474	0.007	89	3355625	750.0	798.4	
87 1,2,3-Trichloropropane	110	7.484	7.480	0.004	86	915735	300.0	307.3	
88 N-Propylbenzene	91	7.510	7.509	0.001	97	9252995	300.0	250.0	
89 2-Chlorotoluene	126	7.561	7.558	0.003	95	2021971	300.0	299.1	
90 1,3,5-Trimethylbenzene	105	7.616	7.612	0.004	94	7310297	300.0	290.4	
91 4-Chlorotoluene	126	7.628	7.625	0.003	98	2137648	300.0	308.5	
92 tert-Butylbenzene	134	7.786	7.783	0.003	94	1447009	300.0	308.7	
93 1,2,4-Trimethylbenzene	105	7.818	7.815	0.003	98	7330507	300.0	285.6	
94 sec-Butylbenzene	105	7.905	7.905	0.000	97	8173924	300.0	273.3	
95 1,3-Dichlorobenzene	146	7.969	7.966	0.003	96	3828449	300.0	297.6	
96 4-Isopropyltoluene	119	7.992	7.988	0.004	96	7325858	300.0	288.5	
* 97 1,4-Dichlorobenzene-d4	152	8.011	8.008	0.003	94	333245	50.0	50.0	
98 1,4-Dichlorobenzene	146	8.024	8.021	0.003	91	3857563	300.0	295.7	
99 1,2,3-Trimethylbenzene	105	8.040	8.037	0.003	98	7369790	300.0	287.5	
100 Benzyl chloride	91	8.085	8.082	0.003	99	6096559	300.0	327.1	
101 1,3-Diethylbenzene	119	8.140	8.136	0.004	94	4503113	300.0	298.0	
102 p-Diethylbenzene	119	8.191	8.188	0.003	92	4743231	300.0	298.0	
103 n-Butylbenzene	92	8.204	8.201	0.003	97	4238656	300.0	299.5	
104 1,2-Dichlorobenzene	146	8.214	8.210	0.004	97	3620419	300.0	296.1	
105 o-diethylbenzene	119	8.243	8.239	0.004	98	3695945	300.0	297.3	
106 1,2-Dibromo-3-Chloropropane	75	8.616	8.615	0.001	79	991514	300.0	314.8	
107 1,3,5-Trichlorobenzene	180	8.712	8.709	0.003	97	2493333	300.0	296.3	
108 1,2,4-Trichlorobenzene	180	9.027	9.027	0.000	94	2290170	300.0	303.2	
109 Hexachlorobutadiene	225	9.098	9.098	0.000	98	913308	300.0	287.5	
110 Naphthalene	128	9.159	9.159	0.000	98	7978105	300.0	274.1	
111 1,2,3-Trichlorobenzene	180	9.268	9.268	0.000	95	2056323	300.0	299.5	
112 2-Methylnaphthalene	142	9.712	9.712	0.000	92	4163755	300.0	307.3	
S 134 1,3-Dichloropropene, Total	100				0			632.3	
S 135 Xylenes, Total	106				0			873.7	
S 138 Total Diethylbenzene	1				0			893.3	

QC Flag Legend

Processing Flags

Review Flags

M - Manually Integrated

Reagents:

MSV_CCV_VOC#1_00090	Amount Added: 15.00	Units: uL	
MSV_V_Gas_00297	Amount Added: 7.50	Units: uL	
MSV_CCV_VOC#3_00090	Amount Added: 12.00	Units: uL	
MSV_CCV_2CEVE_00085	Amount Added: 15.00	Units: uL	
MSV_HP28_ISSS_00005	Amount Added: 5.92	Units: uL	Run Reagent

Report Date: 29-Sep-2022 12:40:43 Chrom Revision: 2.3 22-Sep-2022 21:23:26

Eurofins Lancaster Laboratories Environment Testing, LLC

Data File:	\\chromfs\Lancaster\ChromData\15830\20220928-67446.b\FS28X15.D				
Injection Date:	28-Sep-2022 19:40:09	Instrument ID:	15830	Operator ID:	jml01693
Lims ID:	IC v300			Worklist Smp#:	9
Client ID:					
Purge Vol:	5.000 mL	Dil. Factor:	1.0000	ALS Bottle#:	0
Method:	MSVoa_15830_PT1	Limit Group:	MSV - 8260C_D		

Column: Rxi-624Sil MS Capillary Column (0.25 mm) Y Scaling: Method Defined: Scale to the Nth Largest Peak: 1

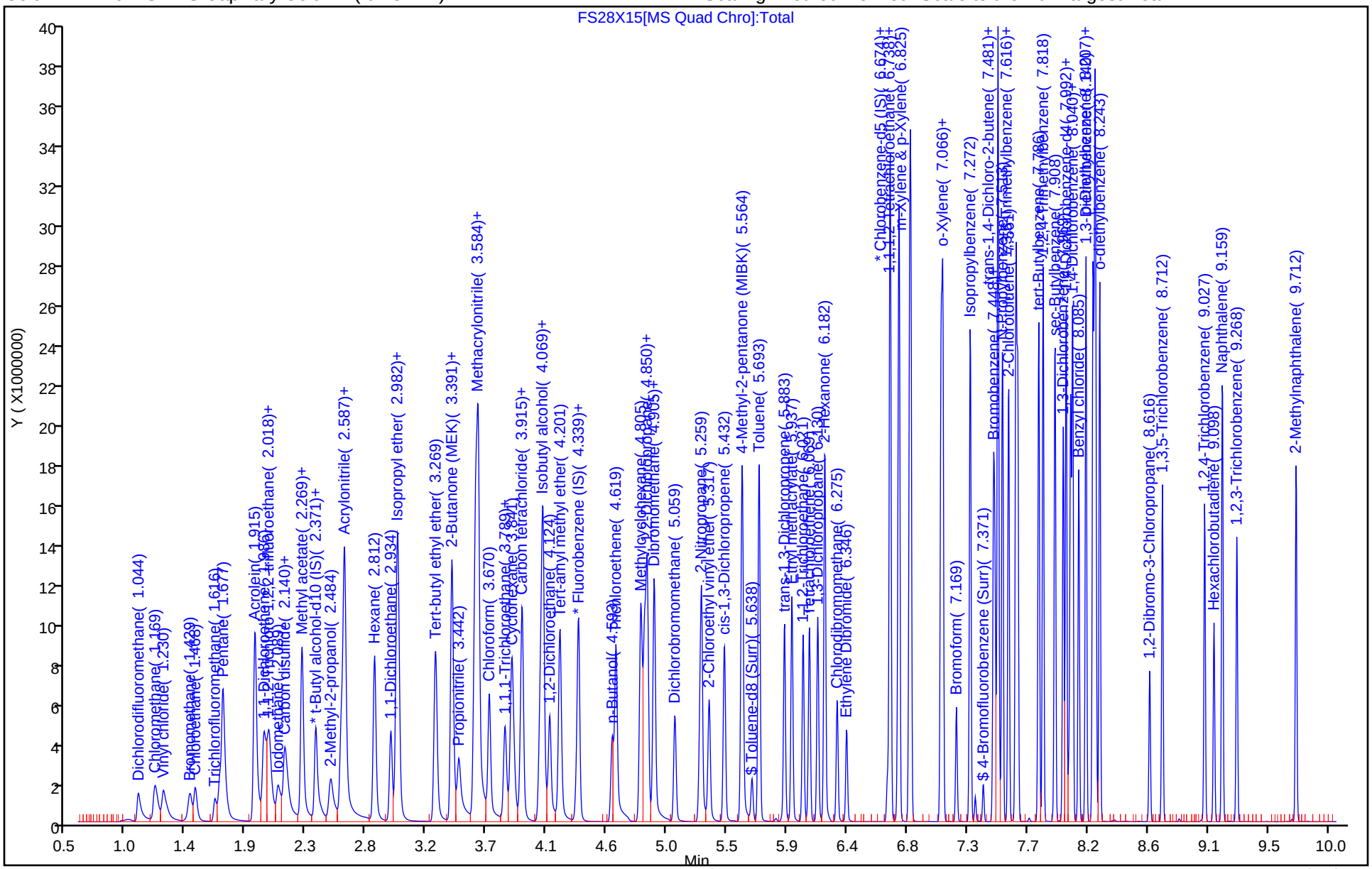

Manual Integration/User Assign Peak Report

Eurofins Lancaster Laboratories Environment Testing, LLC

Data File:	\\chromfs\Lancaster\ChromData\15830\20220928-67446.b\FS28X15.D				
Injection Date:	28-Sep-2022 19:40:09	Instrument ID:	15830		
Lims ID:	IC v300				
Client ID:					
Operator ID:	jml01693	ALS Bottle#:	0	Worklist Smp#:	9
Purge Vol:	5.000 mL	Dil. Factor:	1.0000		
Method:	MSVoa_15830_PT1	Limit Group:	MSV - 8260C_D		
Column:	Rxi-624Sil MS Capillary Column (0.25 mm)	Detector	MS Quad		

1 Dichlorodifluoromethane, CAS: 75-71-8

Signal: 1

Processing Integration Results

RT: 1.04
Area: 2102618
Amount: 297.7123
Amount Units: ug/l

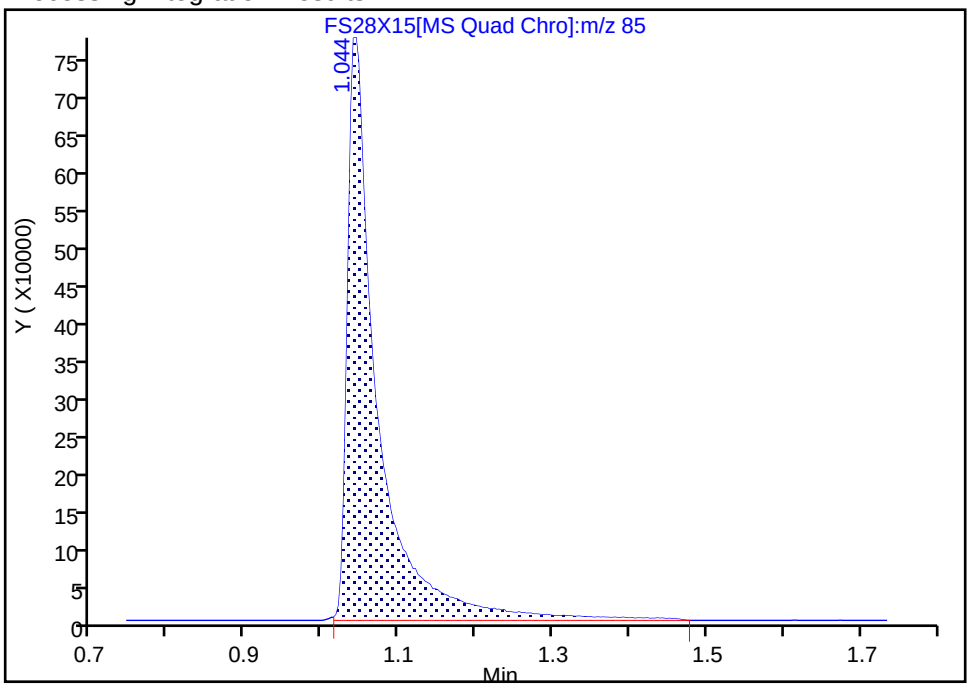

Manual Integration Results

RT: 1.04
Area: 2104191
Amount: 277.3236
Amount Units: ug/l

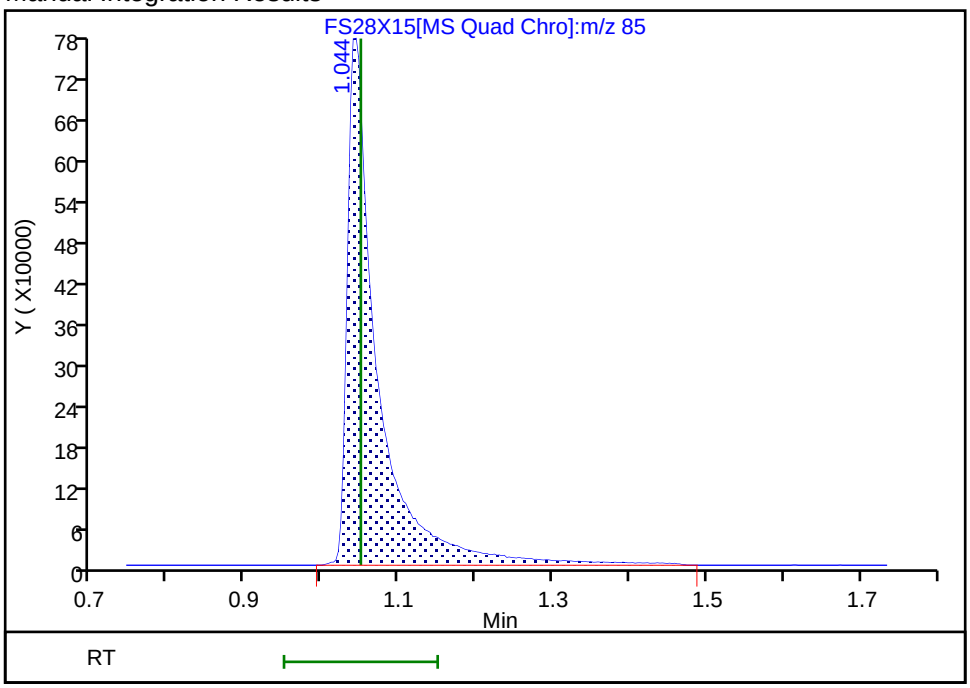

Reviewer: K4WN, 28-Sep-2022 22:55:32

Audit Action: Manually Integrated Audit Reason: Incomplete Integration

Manual Integration/User Assign Peak Report

Eurofins Lancaster Laboratories Environment Testing, LLC

Data File:	\\chromfs\Lancaster\ChromData\15830\20220928-67446.b\FS28X15.D				
Injection Date:	28-Sep-2022 19:40:09	Instrument ID:	15830		
Lims ID:	IC v300				
Client ID:					
Operator ID:	jml01693	ALS Bottle#:	0	Worklist Smp#:	9
Purge Vol:	5.000 mL	Dil. Factor:	1.0000		
Method:	MSVoa_15830_PT1	Limit Group:	MSV - 8260C_D		
Column:	Rxi-624Sil MS Capillary Column (0.25 mm)	Detector	MS Quad		

15 Methyl acetate, CAS: 79-20-9

Signal: 1

Processing Integration Results

RT: 2.27
Area: 3710474
Amount: 303.9427
Amount Units: ug/l

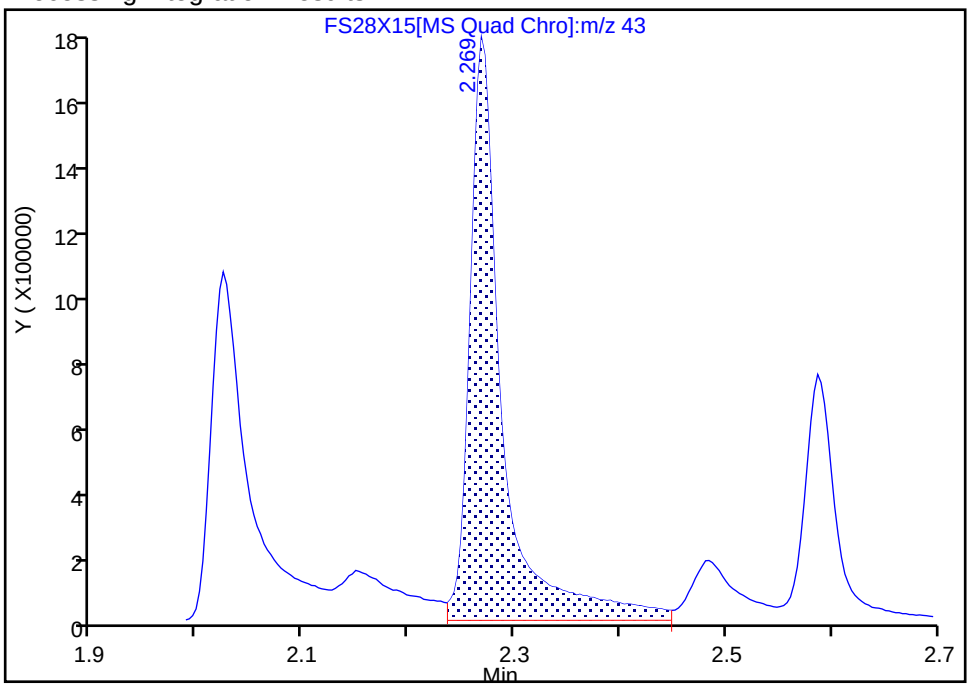

Manual Integration Results

RT: 2.27
Area: 3355806
Amount: 295.4218
Amount Units: ug/l

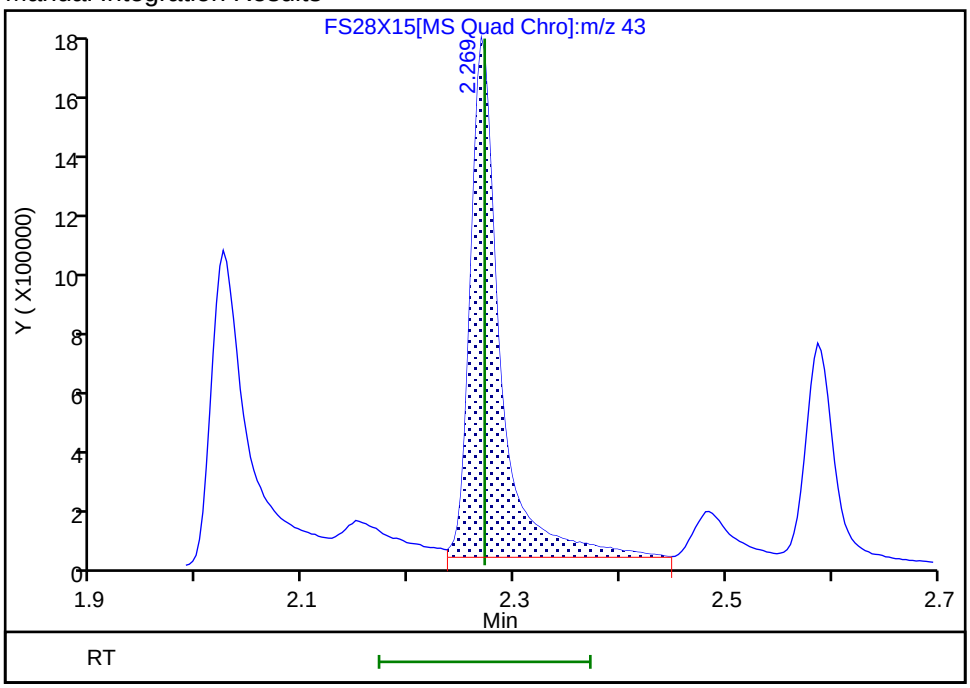

Reviewer: UJML, 29-Sep-2022 10:31:48
Audit Action: Assigned New Baseline Audit Reason: Baseline

Manual Integration/User Assign Peak Report

Eurofins Lancaster Laboratories Environment Testing, LLC

Data File:	\\chromfs\Lancaster\ChromData\15830\20220928-67446.b\FS28X15.D				
Injection Date:	28-Sep-2022 19:40:09	Instrument ID:	15830		
Lims ID:	IC v300				
Client ID:					
Operator ID:	jml01693	ALS Bottle#:	0	Worklist Smp#:	9
Purge Vol:	5.000 mL	Dil. Factor:	1.0000		
Method:	MSVoa_15830_PT1	Limit Group:	MSV - 8260C_D		
Column:	Rxi-624Sil MS Capillary Column (0.25 mm)	Detector	MS Quad		

54 1,4-Dioxane, CAS: 123-91-1

Signal: 1

Processing Integration Results

RT: 4.90
Area: 522806
Amount: 4077.9699
Amount Units: ug/l

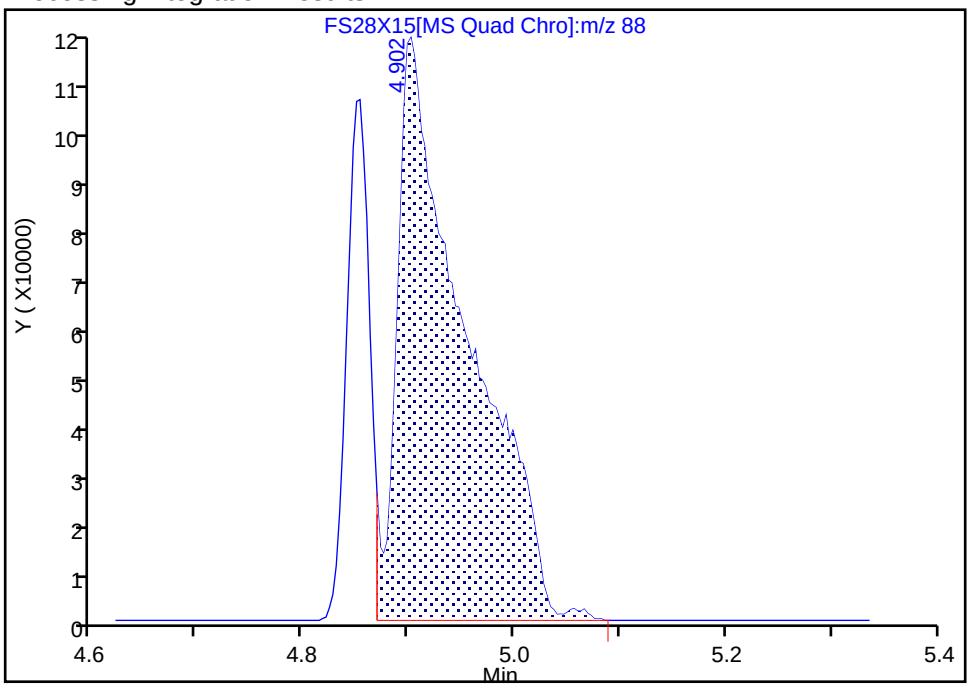

Manual Integration Results

RT: 4.90
Area: 515199
Amount: 3733.3107
Amount Units: ug/l

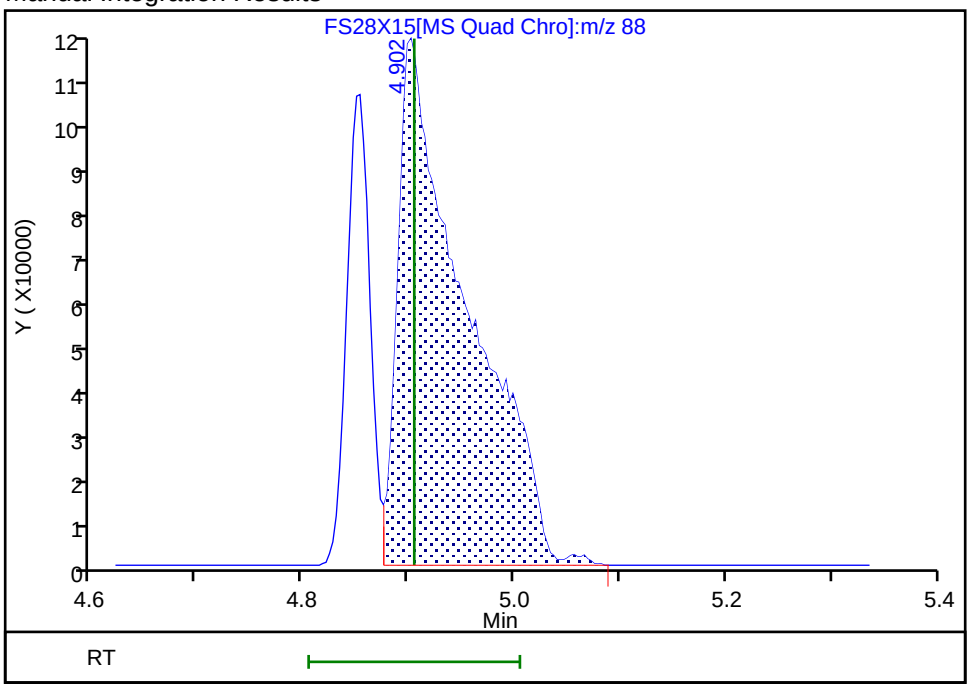

Reviewer: K4WN, 28-Sep-2022 22:55:59
Audit Action: Split an Integrated Peak Audit Reason: Incomplete Integration

Calibration / Dichlorodifluoromethane

Curve Type:	Average
Weighting:	Conc_Sq
Origin:	Force
Dependency:	Response
Calib Mode:	ISTD
Response Base:	AREA
RF Rounding:	0

Curve Coefficients

Intercept:	0
Slope:	0.4094

Error Coefficients

Standard Error:	980000
Relative Standard Error:	12.6
Correlation Coefficient:	1.000
Coefficient of Determination (Adjusted):	0.983

ID	Level	Concentration	Rel. Resp.	IS Amount	IS Response	RRF	Used
1	IC 410-300915/3	1.0	0.315955	49.99865	822562.0	0.315955	Y
2	IC 410-300915/4	4.0	1.730284	49.99865	854663.0	0.432571	Y
3	IC 410-300915/5	10.0	4.603238	49.99865	848532.0	0.460324	Y
4	IC 410-300915/6	20.0	9.257117	49.99865	859213.0	0.462856	Y
5	ICIS 410-300915/7	50.0	20.991075	49.99865	878583.0	0.419822	Y
6	IC 410-300915/8	150.0	59.396541	49.99865	911664.0	0.395977	Y
7	IC 410-300915/9	300.0	113.543529	49.99865	926576.0	0.378478	Y

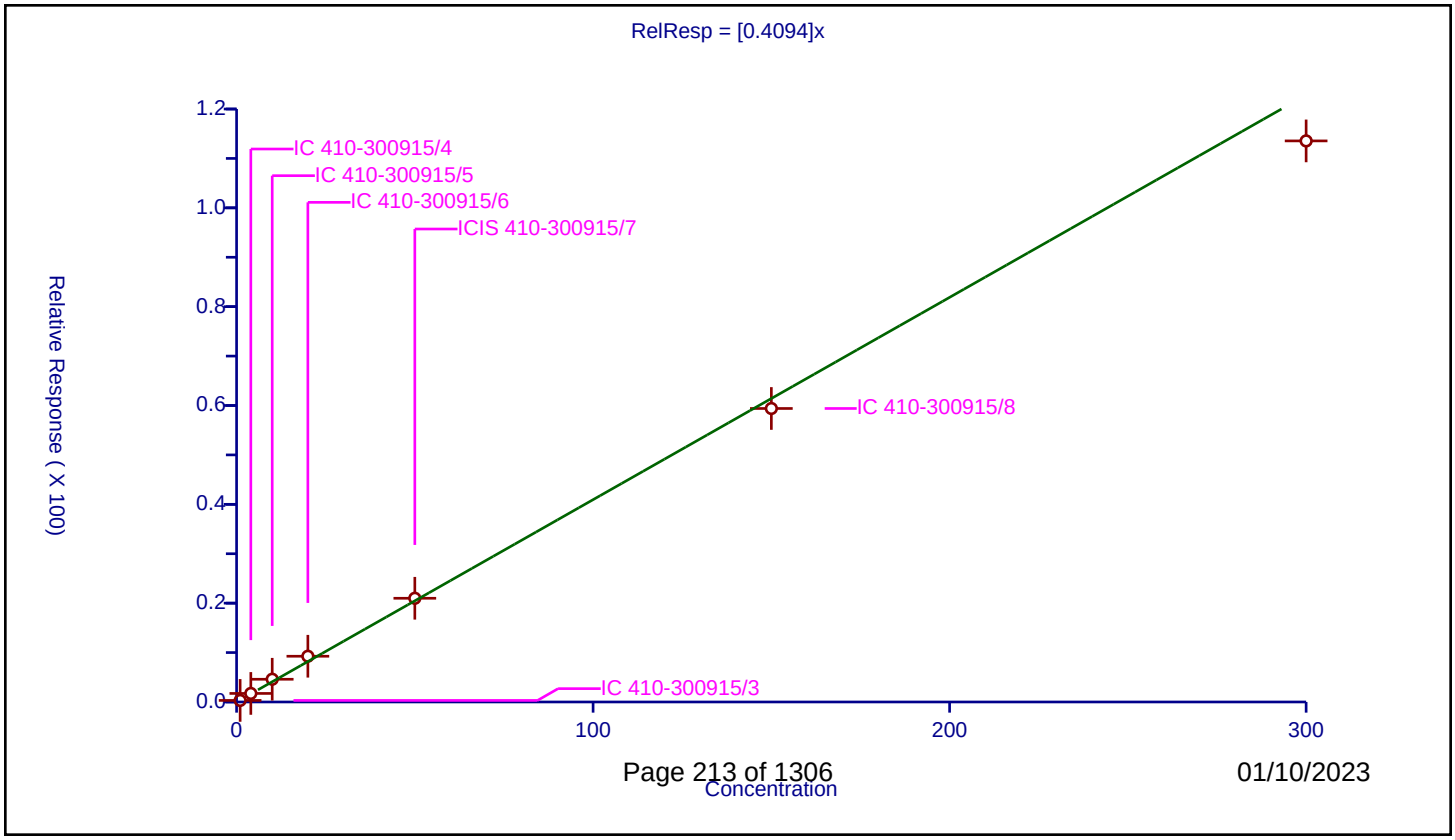

Calibration / Chloromethane

Curve Type:	Average
Weighting:	Conc_Sq
Origin:	Force
Dependency:	Response
Calib Mode:	ISTD
Response Base:	AREA
RF Rounding:	0

Curve Coefficients

Intercept:	0
Slope:	0.5639

Error Coefficients

Standard Error:	1370000
Relative Standard Error:	6.8
Correlation Coefficient:	0.999
Coefficient of Determination (Adjusted):	0.995

ID	Level	Concentration	Rel. Resp.	IS Amount	IS Response	RRF	Used
1	IC 410-300915/3	1.0	0.54268	49.99865	822562.0	0.54268	Y
2	IC 410-300915/4	4.0	2.372626	49.99865	854663.0	0.593156	Y
3	IC 410-300915/5	10.0	6.16012	49.99865	848532.0	0.616012	Y
4	IC 410-300915/6	20.0	12.010784	49.99865	859213.0	0.600539	Y
5	ICIS 410-300915/7	50.0	26.967185	49.99865	878583.0	0.539344	Y
6	IC 410-300915/8	150.0	77.433181	49.99865	911664.0	0.516221	Y
7	IC 410-300915/9	300.0	161.770165	49.99865	926576.0	0.539234	Y

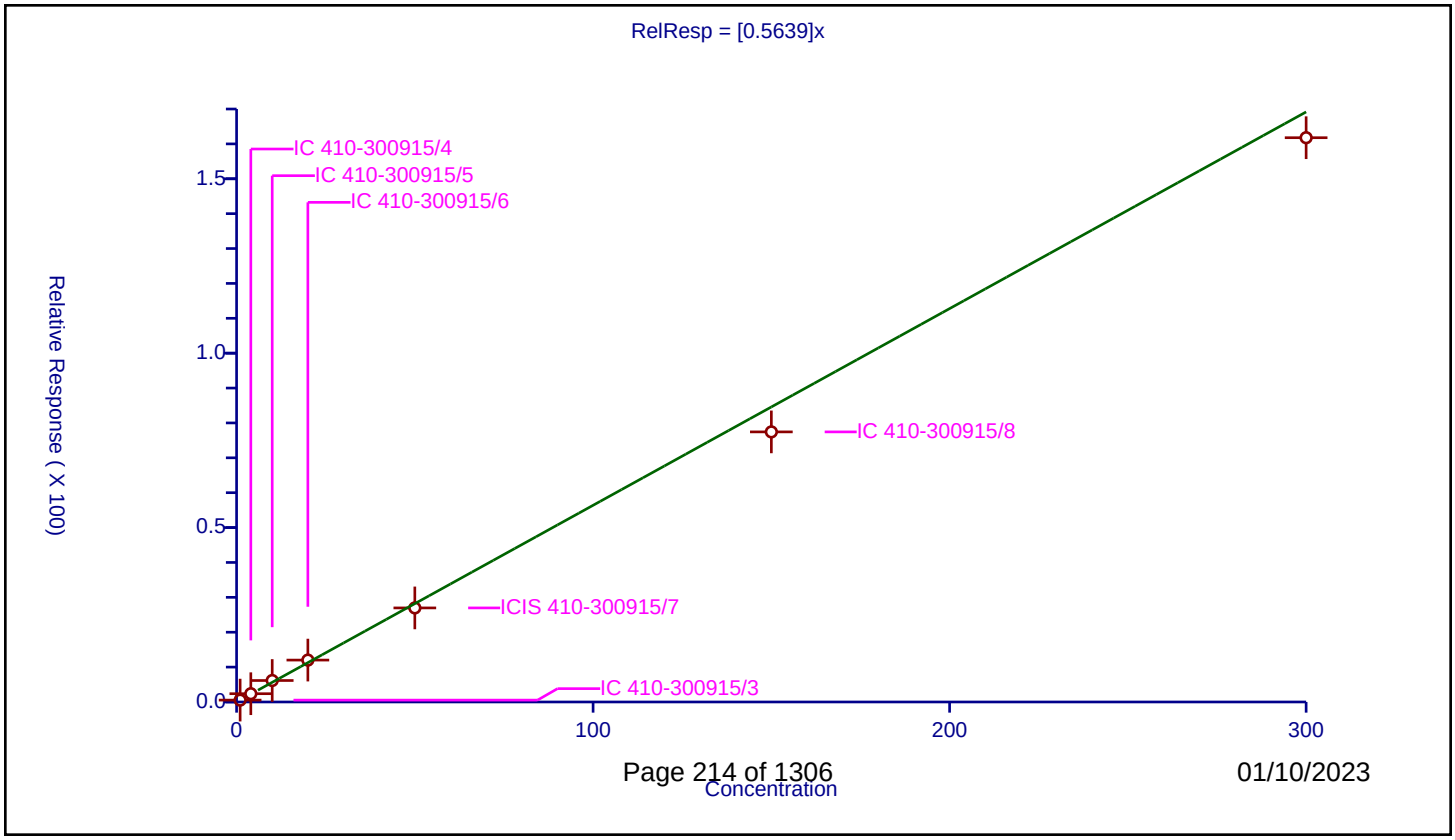

Calibration / Vinyl chloride

Curve Type:	Average
Weighting:	Conc_Sq
Origin:	Force
Dependency:	Response
Calib Mode:	ISTD
Response Base:	AREA
RF Rounding:	0

Curve Coefficients

Intercept:	0
Slope:	0.4404

Error Coefficients

Standard Error:	1040000
Relative Standard Error:	9.8
Correlation Coefficient:	1.000
Coefficient of Determination (Adjusted):	0.989

ID	Level	Concentration	Rel. Resp.	IS Amount	IS Response	RRF	Used
1	IC 410-300915/3	1.0	0.392361	49.99865	822562.0	0.392361	Y
2	IC 410-300915/4	4.0	1.876537	49.99865	854663.0	0.469134	Y
3	IC 410-300915/5	10.0	4.996553	49.99865	848532.0	0.499655	Y
4	IC 410-300915/6	20.0	9.685579	49.99865	859213.0	0.484279	Y
5	ICIS 410-300915/7	50.0	21.418229	49.99865	878583.0	0.428365	Y
6	IC 410-300915/8	150.0	60.546385	49.99865	911664.0	0.403643	Y
7	IC 410-300915/9	300.0	121.660885	49.99865	926576.0	0.405536	Y

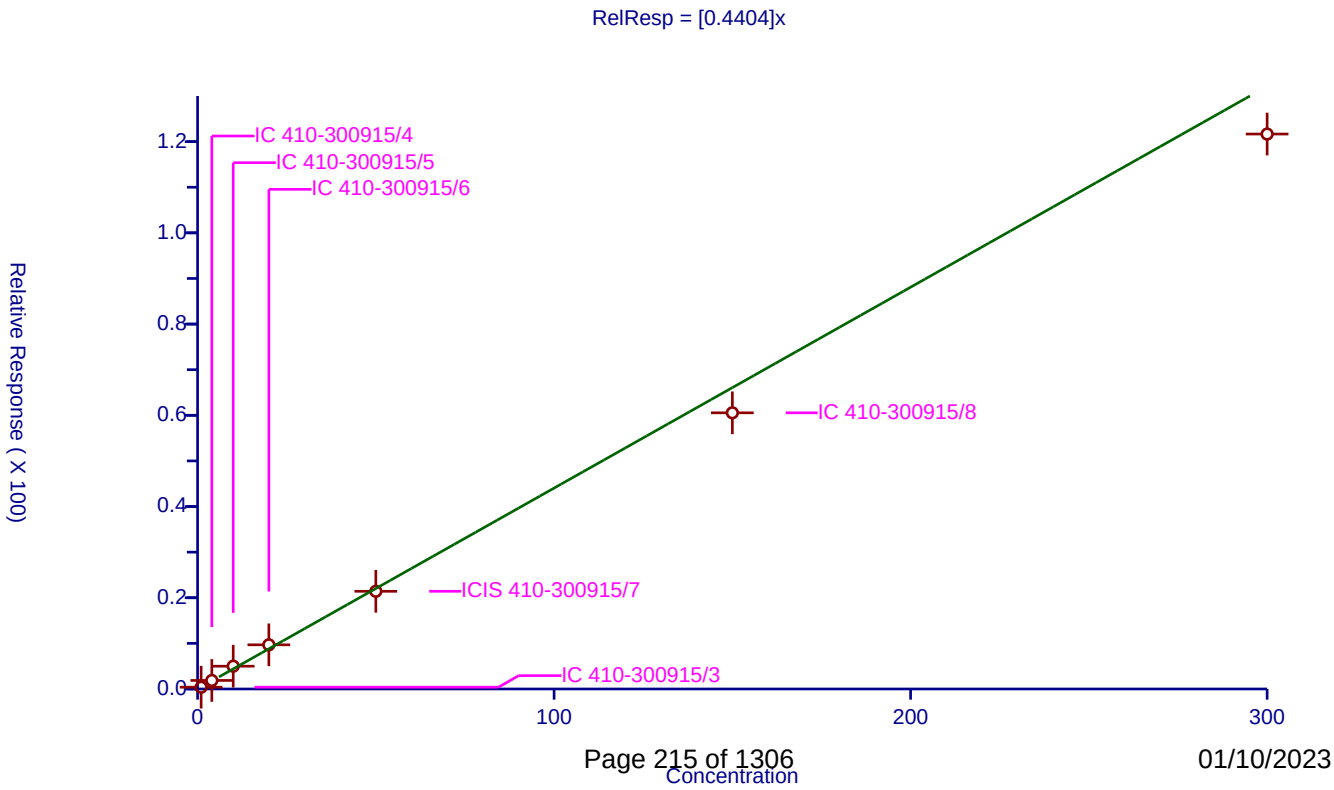

Calibration / Bromomethane

Curve Type:	Average
Weighting:	Conc_Sq
Origin:	Force
Dependency:	Response
Calib Mode:	ISTD
Response Base:	AREA
RF Rounding:	0

Curve Coefficients

Intercept:	0
Slope:	0.2562

Error Coefficients

Standard Error:	587000
Relative Standard Error:	8.2
Correlation Coefficient:	1.000
Coefficient of Determination (Adjusted):	0.992

ID	Level	Concentration	Rel. Resp.	IS Amount	IS Response	RRF	Used
1	IC 410-300915/3	1.0	0.252983	49.99865	822562.0	0.252983	Y
2	IC 410-300915/4	4.0	1.085603	49.99865	854663.0	0.271401	Y
3	IC 410-300915/5	10.0	2.791334	49.99865	848532.0	0.279133	Y
4	IC 410-300915/6	20.0	5.592176	49.99865	859213.0	0.279609	Y
5	ICIS 410-300915/7	50.0	12.351203	49.99865	878583.0	0.247024	Y
6	IC 410-300915/8	150.0	35.478396	49.99865	911664.0	0.236523	Y
7	IC 410-300915/9	300.0	68.104717	49.99865	926576.0	0.227016	Y

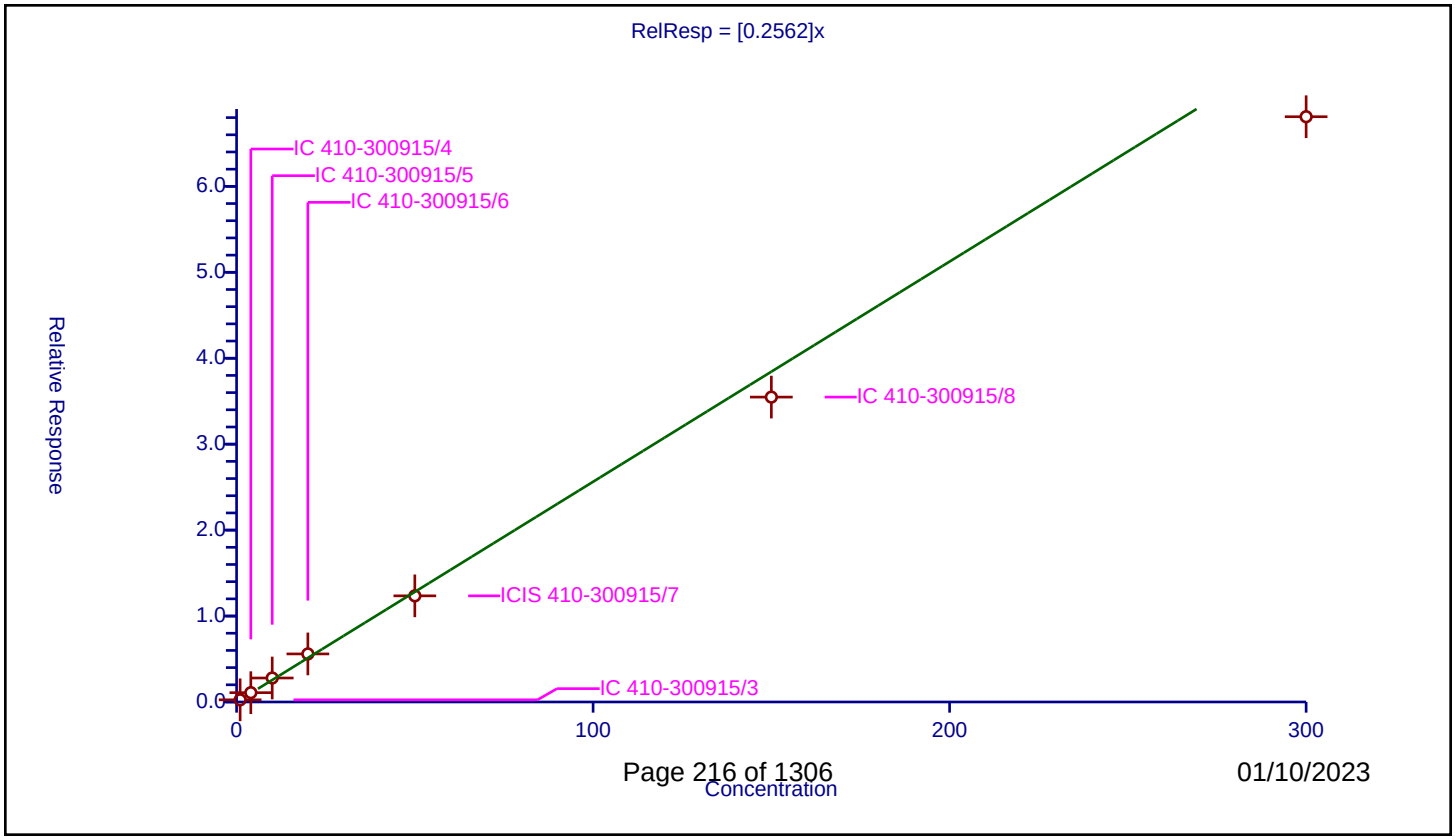

Calibration / Chloroethane

Curve Type:	Average
Weighting:	Conc_Sq
Origin:	Force
Dependency:	Response
Calib Mode:	ISTD
Response Base:	AREA
RF Rounding:	0

Curve Coefficients

Intercept:	0
Slope:	0.2784

Error Coefficients

Standard Error:	633000
Relative Standard Error:	8.9
Correlation Coefficient:	1.000
Coefficient of Determination (Adjusted):	0.991

ID	Level	Concentration	Rel. Resp.	IS Amount	IS Response	RRF	Used
1	IC 410-300915/3	1.0	0.274136	49.99865	822562.0	0.274136	Y
2	IC 410-300915/4	4.0	1.21922	49.99865	854663.0	0.304805	Y
3	IC 410-300915/5	10.0	3.027971	49.99865	848532.0	0.302797	Y
4	IC 410-300915/6	20.0	6.022907	49.99865	859213.0	0.301145	Y
5	ICIS 410-300915/7	50.0	13.444753	49.99865	878583.0	0.268895	Y
6	IC 410-300915/8	150.0	37.709366	49.99865	911664.0	0.251396	Y
7	IC 410-300915/9	300.0	73.691803	49.99865	926576.0	0.245639	Y

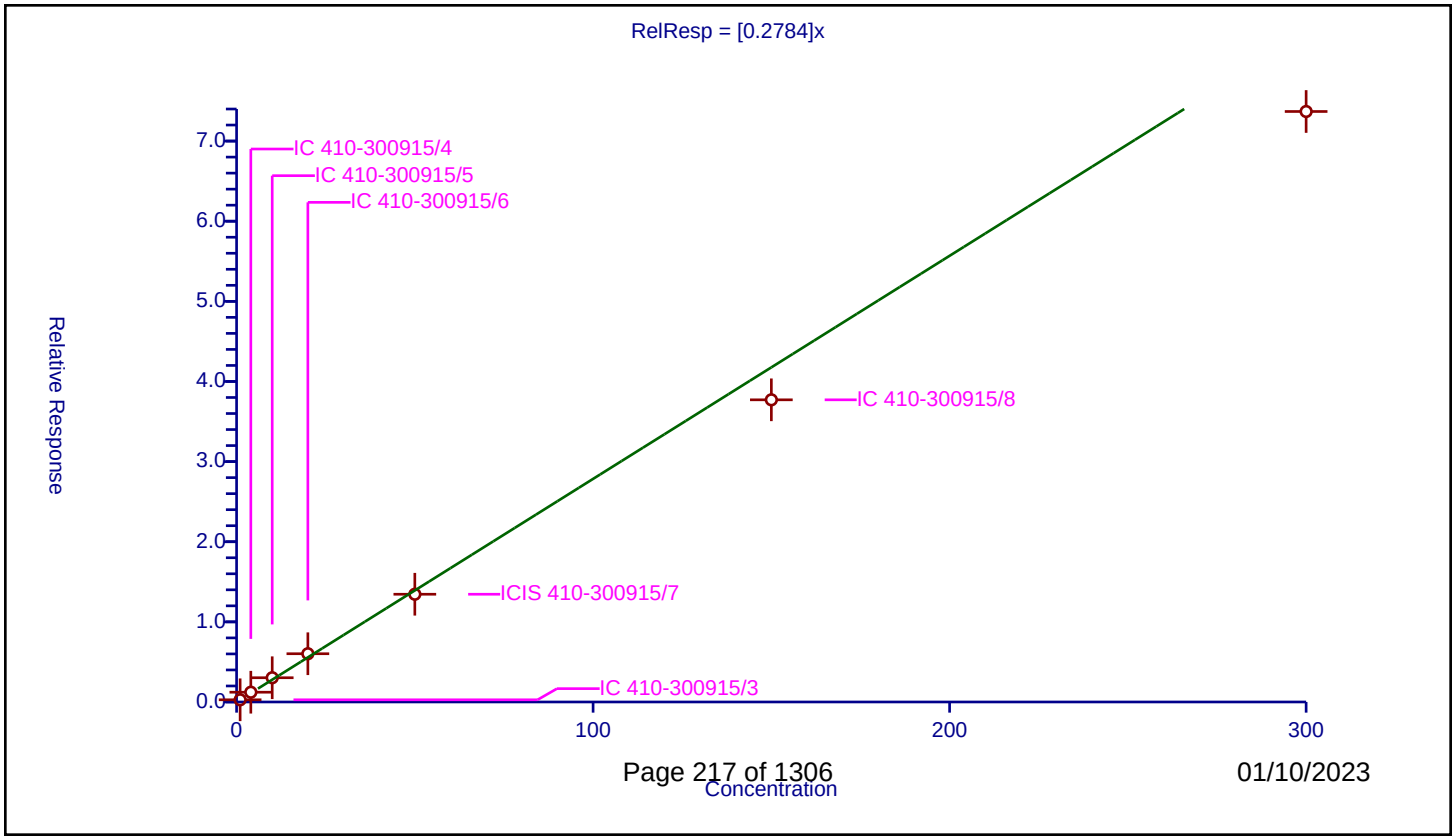

Calibration / Trichlorofluoromethane

Curve Type:	Average
Weighting:	Conc_Sq
Origin:	Force
Dependency:	Response
Calib Mode:	ISTD
Response Base:	AREA
RF Rounding:	0

Curve Coefficients

Intercept:	0
Slope:	0.503

Error Coefficients

Standard Error:	1190000
Relative Standard Error:	11.1
Correlation Coefficient:	1.000
Coefficient of Determination (Adjusted):	0.987

ID	Level	Concentration	Rel. Resp.	IS Amount	IS Response	RRF	Used
1	IC 410-300915/3	1.0	0.417586	49.99865	822562.0	0.417586	Y
2	IC 410-300915/4	4.0	2.099777	49.99865	854663.0	0.524944	Y
3	IC 410-300915/5	10.0	5.723672	49.99865	848532.0	0.572367	Y
4	IC 410-300915/6	20.0	11.227821	49.99865	859213.0	0.561391	Y
5	ICIS 410-300915/7	50.0	25.373639	49.99865	878583.0	0.507473	Y
6	IC 410-300915/8	150.0	71.636794	49.99865	911664.0	0.477579	Y
7	IC 410-300915/9	300.0	137.878761	49.99865	926576.0	0.459596	Y

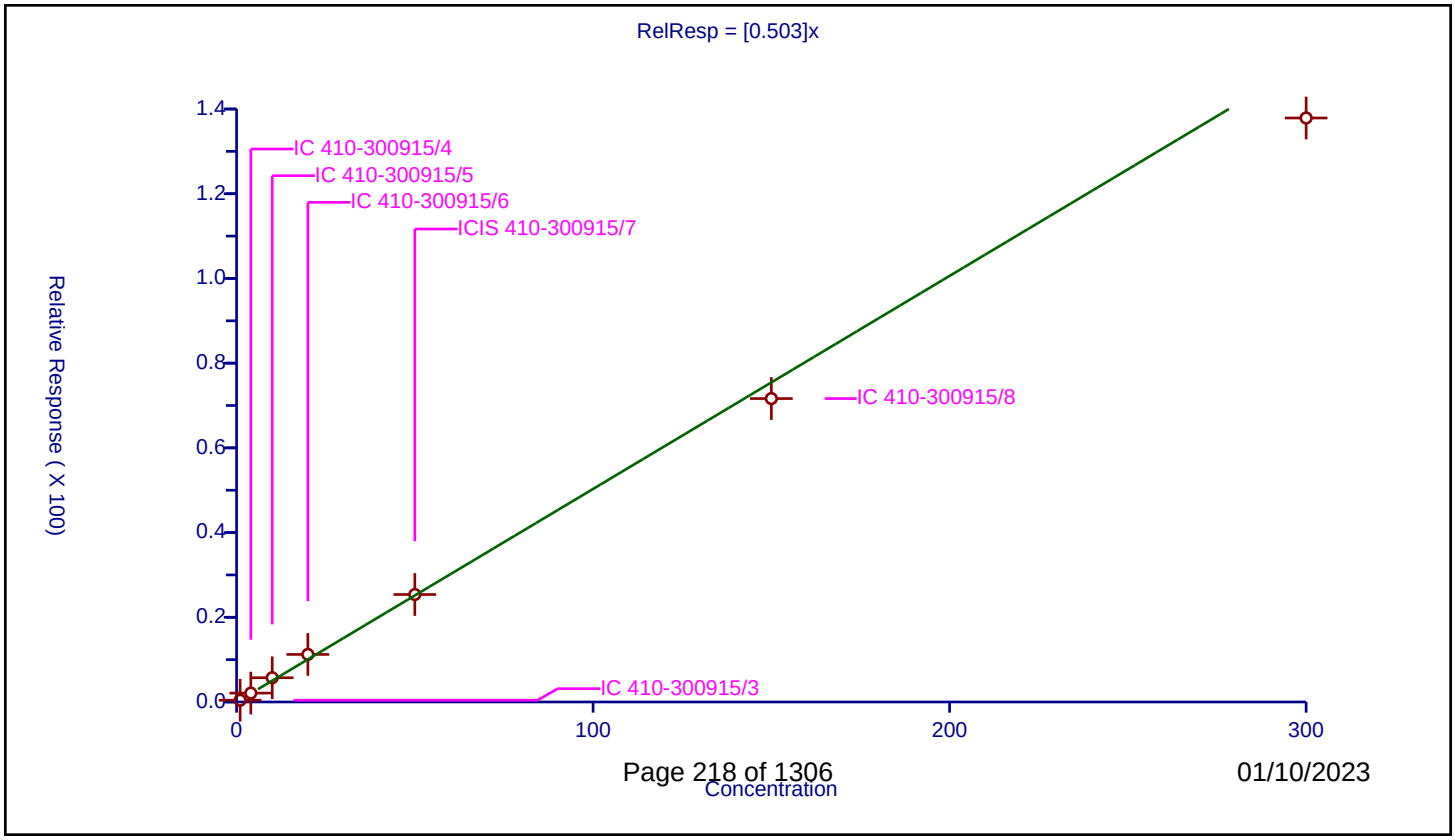

Calibration / Pentane

Curve Type:	Average
Weighting:	Conc_Sq
Origin:	Force
Dependency:	Response
Calib Mode:	ISTD
Response Base:	AREA
RF Rounding:	0

Curve Coefficients

Intercept:	0
Slope:	0.75

Error Coefficients

Standard Error:	1770000
Relative Standard Error:	8.6
Correlation Coefficient:	1.000
Coefficient of Determination (Adjusted):	0.992

ID	Level	Concentration	Rel. Resp.	IS Amount	IS Response	RRF	Used
1	IC 410-300915/3	1.0	0.667713	49.99865	822562.0	0.667713	Y
2	IC 410-300915/4	4.0	3.217731	49.99865	854663.0	0.804433	Y
3	IC 410-300915/5	10.0	8.303646	49.99865	848532.0	0.830365	Y
4	IC 410-300915/6	20.0	16.036859	49.99865	859213.0	0.801843	Y
5	ICIS 410-300915/7	50.0	37.594693	49.99865	878583.0	0.751894	Y
6	IC 410-300915/8	150.0	106.563358	49.99865	911664.0	0.710422	Y
7	IC 410-300915/9	300.0	204.903833	49.99865	926576.0	0.683013	Y

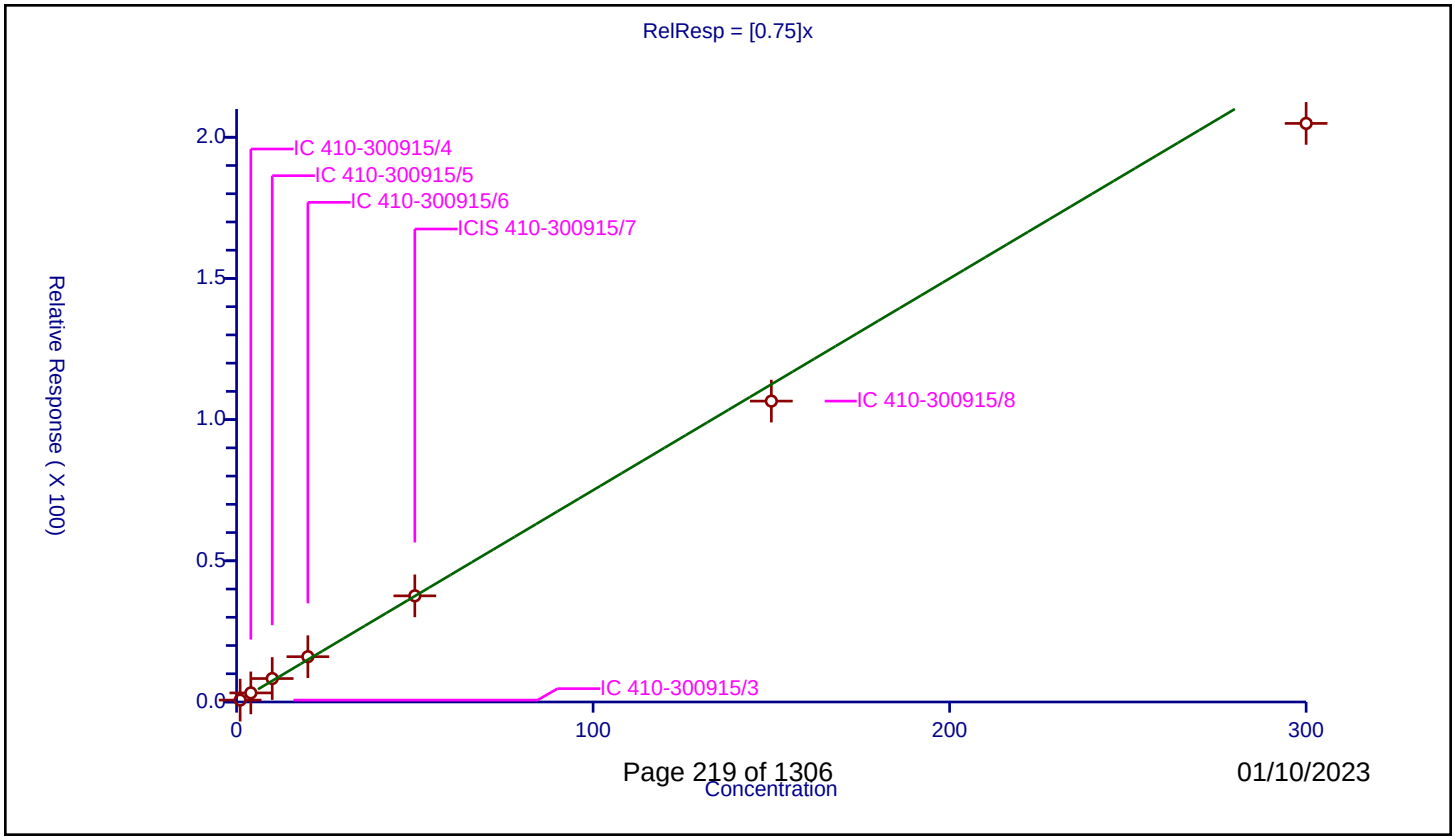

Calibration / Acrolein

Curve Type:	Average
Weighting:	Conc_Sq
Origin:	Force
Dependency:	Response
Calib Mode:	ISTD
Response Base:	AREA
RF Rounding:	0

Curve Coefficients

Intercept:	0
Slope:	1.539

Error Coefficients

Standard Error:	4360000
Relative Standard Error:	7.3
Correlation Coefficient:	1.000
Coefficient of Determination (Adjusted):	0.994

ID	Level	Concentration	Rel. Resp.	IS Amount	IS Response	RRF	Used
1	IC 410-300915/3	10.000173	14.588662	249.99325	476950.0	1.458841	Y
2	IC 410-300915/4	40.000693	59.927154	249.99325	435225.0	1.498153	Y
3	IC 410-300915/5	100.001733	172.968205	249.99325	443584.0	1.729652	Y
4	IC 410-300915/6	200.003466	333.099021	249.99325	509280.0	1.665466	Y
5	ICIS 410-300915/7	500.008665	753.751501	249.99325	520235.0	1.507477	Y
6	IC 410-300915/8	1500.025995	2162.843426	249.99325	528309.0	1.441871	Y
7	IC 410-300915/9	3000.051991	4413.971889	249.99325	537351.0	1.471298	Y

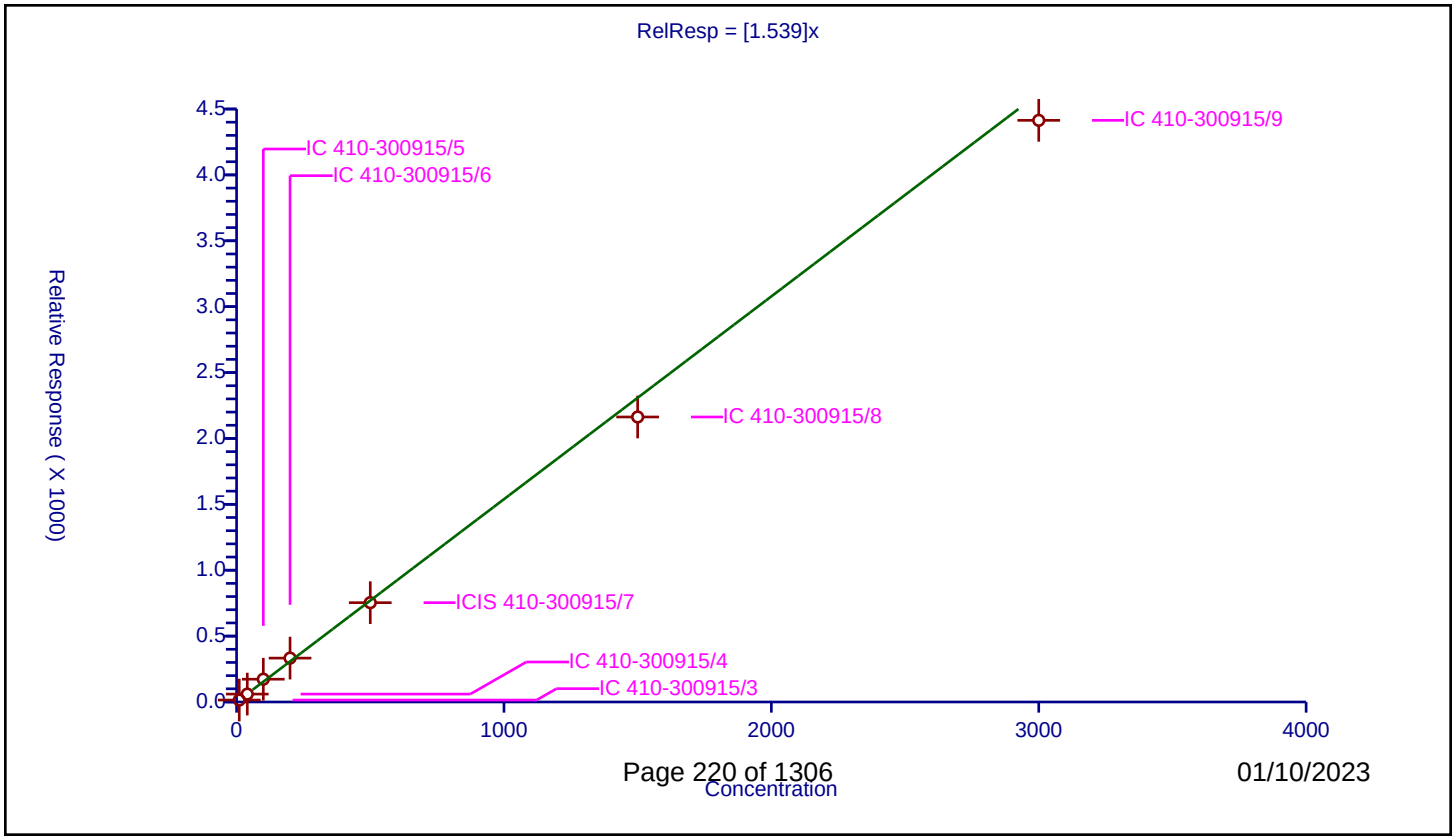

Calibration / 1,1-Dichloroethene

Curve Type:	Average
Weighting:	Conc_Sq
Origin:	Force
Dependency:	Response
Calib Mode:	ISTD
Response Base:	AREA
RF Rounding:	0

Curve Coefficients

Intercept:	0
Slope:	0.2905

Error Coefficients

Standard Error:	696000
Relative Standard Error:	5.5
Correlation Coefficient:	1.000
Coefficient of Determination (Adjusted):	0.996

ID	Level	Concentration	Rel. Resp.	IS Amount	IS Response	RRF	Used
1	IC 410-300915/3	1.0	0.287691	49.99865	822562.0	0.287691	Y
2	IC 410-300915/4	4.0	1.217348	49.99865	854663.0	0.304337	Y
3	IC 410-300915/5	10.0	3.139396	49.99865	848532.0	0.31394	Y
4	IC 410-300915/6	20.0	5.968731	49.99865	859213.0	0.298437	Y
5	ICIS 410-300915/7	50.0	14.262411	49.99865	878583.0	0.285248	Y
6	IC 410-300915/8	150.0	40.962122	49.99865	911664.0	0.273081	Y
7	IC 410-300915/9	300.0	81.311156	49.99865	926576.0	0.271037	Y

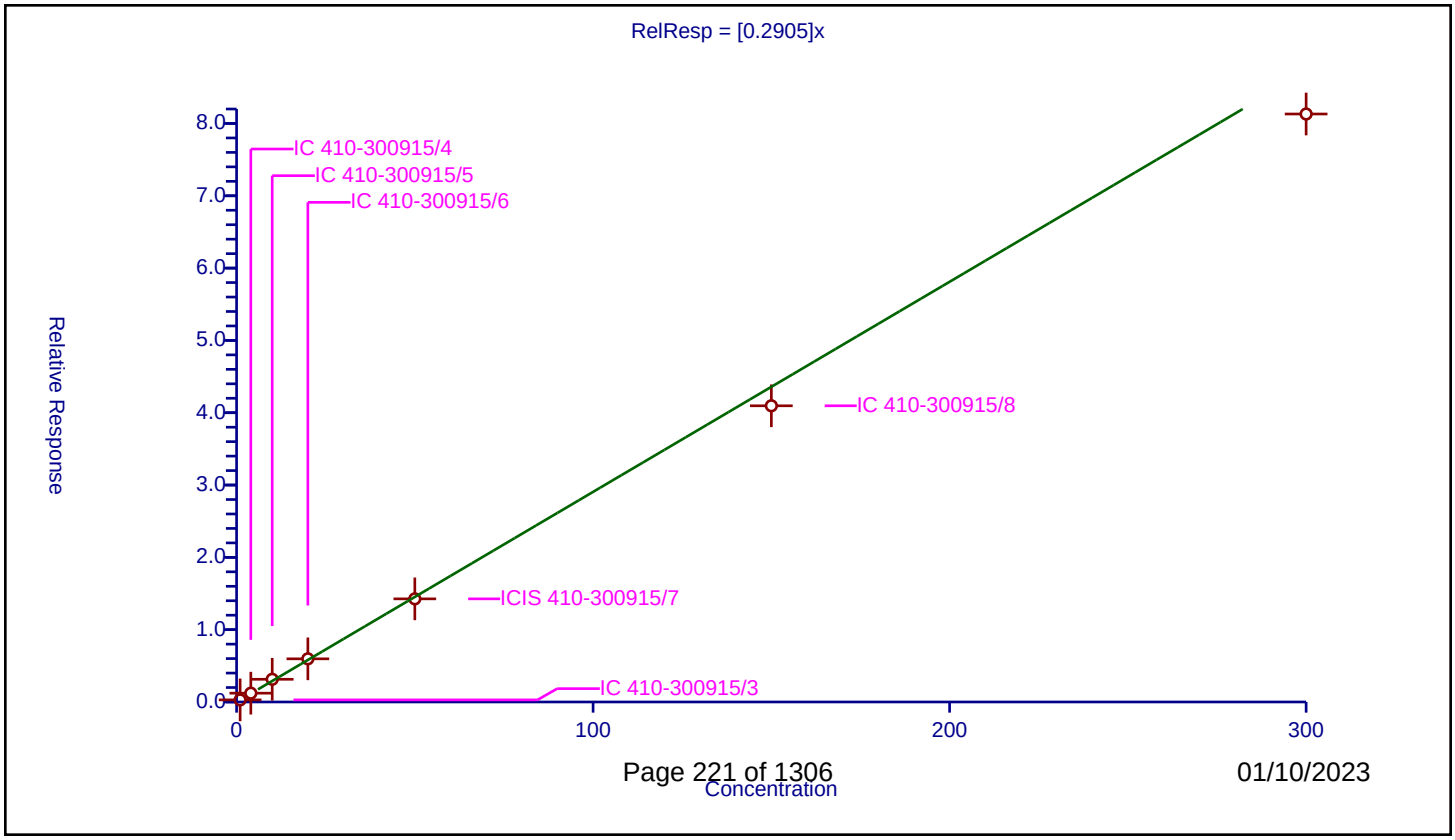

Calibration / 1,1,2-Trichloro-1,2,2-trifluoroethane

Curve Type:	Average
Weighting:	Conc_Sq
Origin:	Force
Dependency:	Response
Calib Mode:	ISTD
Response Base:	AREA
RF Rounding:	0

Curve Coefficients

Intercept:	0
Slope:	0.2758

Error Coefficients

Standard Error:	678000
Relative Standard Error:	6.9
Correlation Coefficient:	1.000
Coefficient of Determination (Adjusted):	0.995

ID	Level	Concentration	Rel. Resp.	IS Amount	IS Response	RRF	Used
1	IC 410-300915/3	1.0	0.244352	49.99865	822562.0	0.244352	Y
2	IC 410-300915/4	4.0	1.125208	49.99865	854663.0	0.281302	Y
3	IC 410-300915/5	10.0	3.000749	49.99865	848532.0	0.300075	Y
4	IC 410-300915/6	20.0	5.871028	49.99865	859213.0	0.293551	Y
5	ICIS 410-300915/7	50.0	14.031818	49.99865	878583.0	0.280636	Y
6	IC 410-300915/8	150.0	40.01953	49.99865	911664.0	0.266797	Y
7	IC 410-300915/9	300.0	79.141776	49.99865	926576.0	0.263806	Y

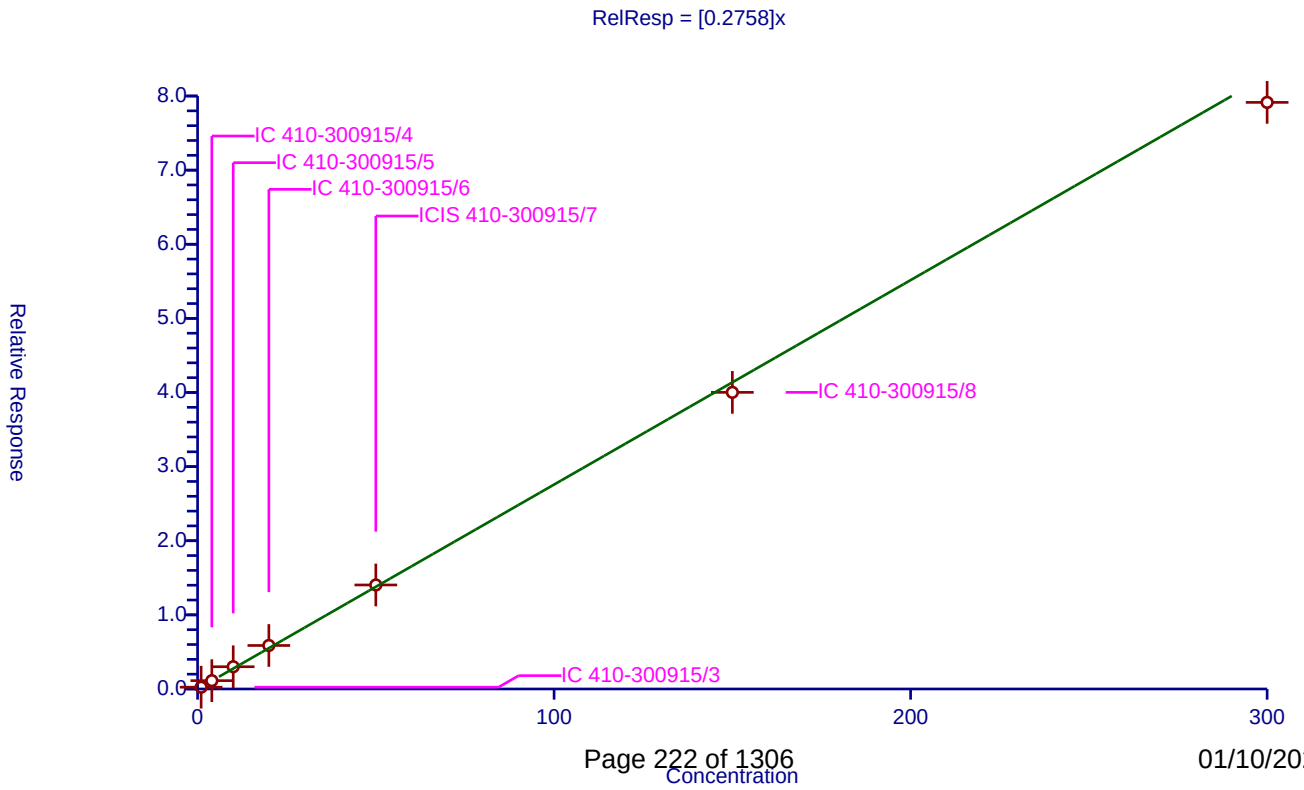

Calibration / Acetone

Curve Type:	Average
Weighting:	Conc_Sq
Origin:	Force
Dependency:	Response
Calib Mode:	ISTD
Response Base:	AREA
RF Rounding:	0

Curve Coefficients

Intercept:	0
Slope:	0.7495

Error Coefficients

Standard Error:	447000
Relative Standard Error:	5.0
Correlation Coefficient:	1.000
Coefficient of Determination (Adjusted):	0.997

ID	Level	Concentration	Rel. Resp.	IS Amount	IS Response	RRF	Used
1	IC 410-300915/3	2.0	1.527897	249.99325	476950.0	0.763948	Y
2	IC 410-300915/4	8.0	6.475211	249.99325	435225.0	0.809401	Y
3	IC 410-300915/5	20.0	14.880658	249.99325	443584.0	0.744033	Y
4	IC 410-300915/6	40.0	27.577896	249.99325	509280.0	0.689447	Y
5	ICIS 410-300915/7	100.0	72.165918	249.99325	520235.0	0.721659	Y
6	IC 410-300915/8	300.0	230.090189	249.99325	528309.0	0.766967	Y
7	IC 410-300915/9	600.0	450.480159	249.99325	537351.0	0.7508	Y

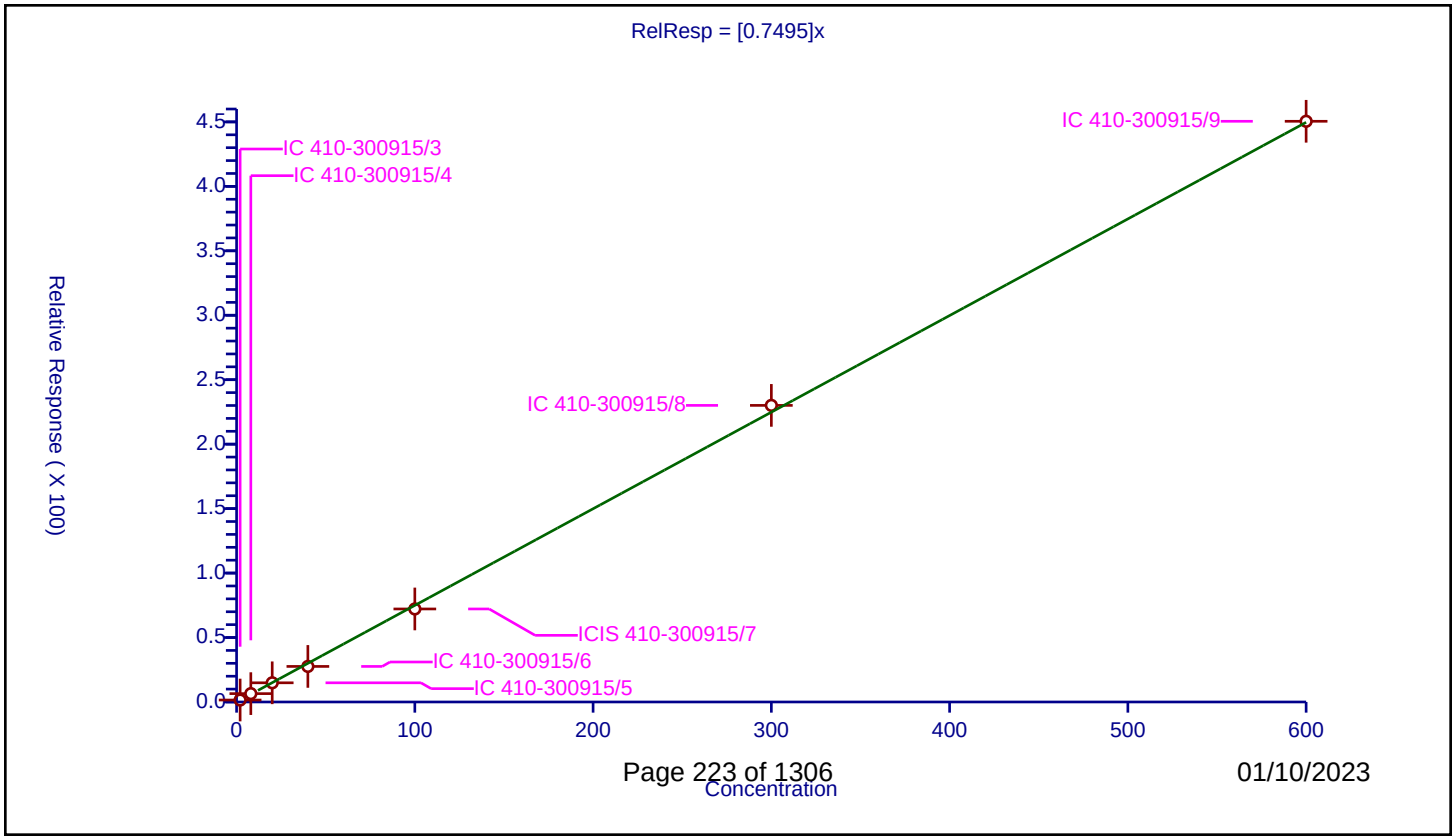

Calibration / Iodomethane

Curve Type:	Average
Weighting:	Conc_Sq
Origin:	Force
Dependency:	Response
Calib Mode:	ISTD
Response Base:	AREA
RF Rounding:	0

Curve Coefficients

Intercept:	0
Slope:	0.4104

Error Coefficients

Standard Error:	1010000
Relative Standard Error:	4.7
Correlation Coefficient:	1.000
Coefficient of Determination (Adjusted):	0.998

ID	Level	Concentration	Rel. Resp.	IS Amount	IS Response	RRF	Used
1	IC 410-300915/3	1.0	0.38294	49.99865	822562.0	0.38294	Y
2	IC 410-300915/4	4.0	1.706416	49.99865	854663.0	0.426604	Y
3	IC 410-300915/5	10.0	4.320934	49.99865	848532.0	0.432093	Y
4	IC 410-300915/6	20.0	8.580295	49.99865	859213.0	0.429015	Y
5	ICIS 410-300915/7	50.0	20.408107	49.99865	878583.0	0.408162	Y
6	IC 410-300915/8	150.0	59.895395	49.99865	911664.0	0.399303	Y
7	IC 410-300915/9	300.0	118.444182	49.99865	926576.0	0.394814	Y

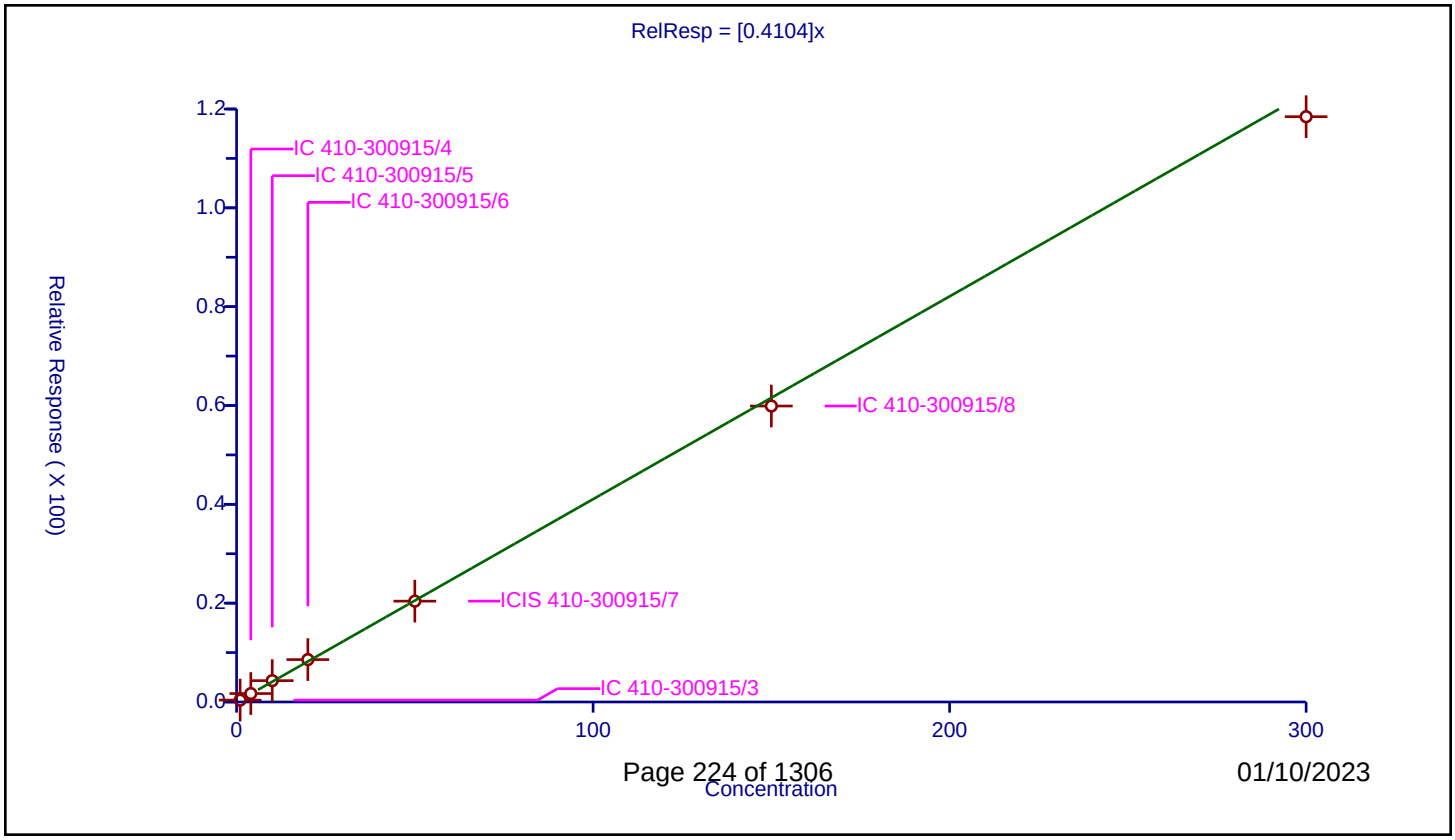

Calibration / Carbon disulfide

Curve Type:	Average
Weighting:	Conc_Sq
Origin:	Force
Dependency:	Response
Calib Mode:	ISTD
Response Base:	AREA
RF Rounding:	0

Curve Coefficients

Intercept:	0
Slope:	0.9276

Error Coefficients

Standard Error:	2260000
Relative Standard Error:	6.1
Correlation Coefficient:	1.000
Coefficient of Determination (Adjusted):	0.996

ID	Level	Concentration	Rel. Resp.	IS Amount	IS Response	RRF	Used
1	IC 410-300915/3	1.0	0.85979	49.99865	822562.0	0.85979	Y
2	IC 410-300915/4	4.0	3.951685	49.99865	854663.0	0.987921	Y
3	IC 410-300915/5	10.0	10.055743	49.99865	848532.0	1.005574	Y
4	IC 410-300915/6	20.0	19.194955	49.99865	859213.0	0.959748	Y
5	ICIS 410-300915/7	50.0	45.661271	49.99865	878583.0	0.913225	Y
6	IC 410-300915/8	150.0	132.680773	49.99865	911664.0	0.884538	Y
7	IC 410-300915/9	300.0	264.675891	49.99865	926576.0	0.882253	Y

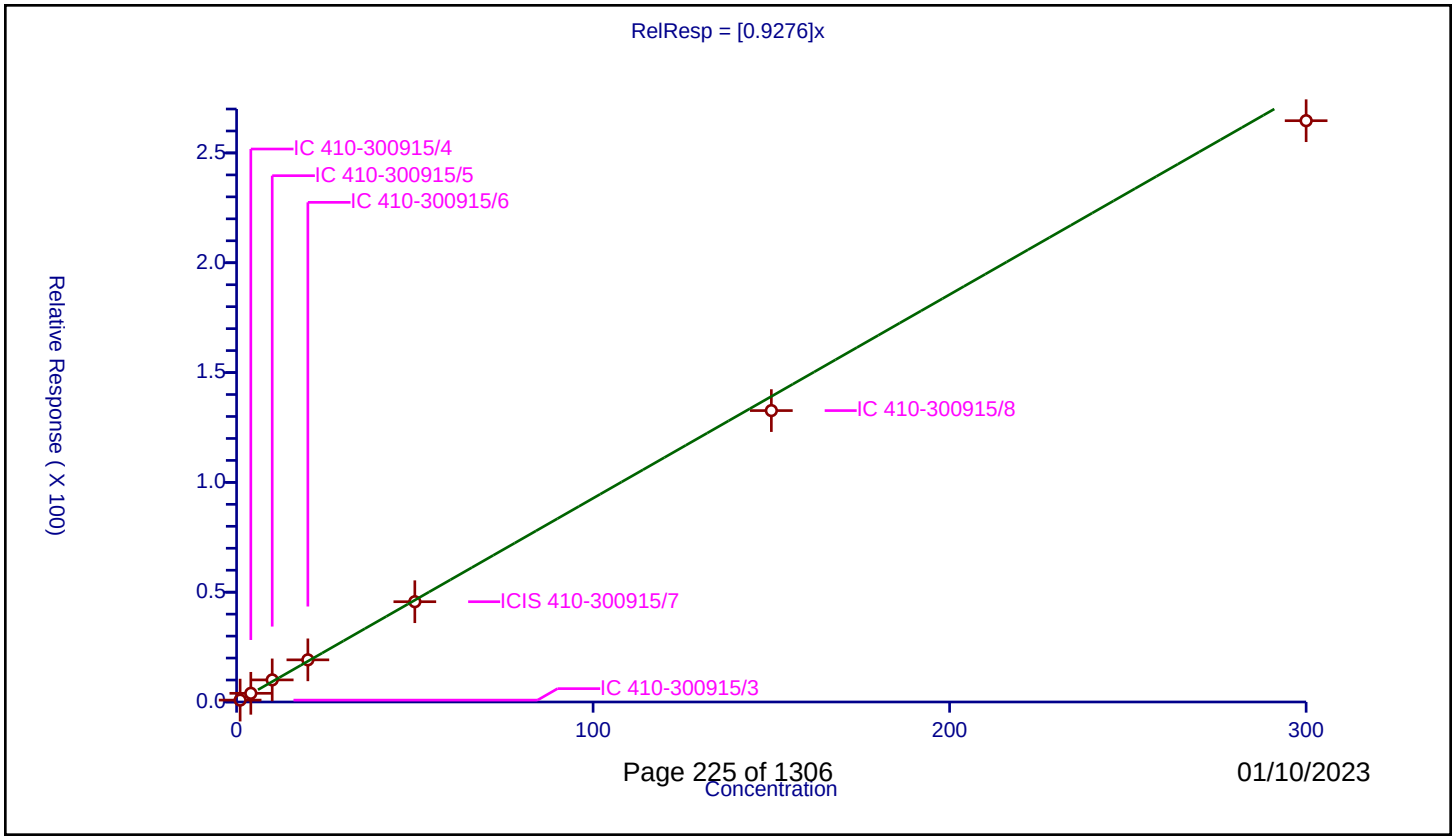

Calibration / Isopropyl alcohol

Curve Type:	Average
Weighting:	Conc_Sq
Origin:	Force
Dependency:	Response
Calib Mode:	ISTD
Response Base:	AREA
RF Rounding:	0

Curve Coefficients

Intercept:	0
Slope:	0.7963

Error Coefficients

Standard Error:	1140000
Relative Standard Error:	6.6
Correlation Coefficient:	1.000
Coefficient of Determination (Adjusted):	0.995

ID	Level	Concentration	Rel. Resp.	IS Amount	IS Response	RRF	Used
1	IC 410-300915/3	5.0	4.473619	249.99325	476950.0	0.894724	Y
2	IC 410-300915/4	20.0	16.650133	249.99325	435225.0	0.832507	Y
3	IC 410-300915/5	50.0	39.25137	249.99325	443584.0	0.785027	Y
4	IC 410-300915/6	100.0	76.324322	249.99325	509280.0	0.763243	Y
5	ICIS 410-300915/7	250.0	185.671172	249.99325	520235.0	0.742685	Y
6	IC 410-300915/8	750.0	597.477475	249.99325	528309.0	0.796637	Y
7	IC 410-300915/9	1500.0	1139.183181	249.99325	537351.0	0.759455	Y

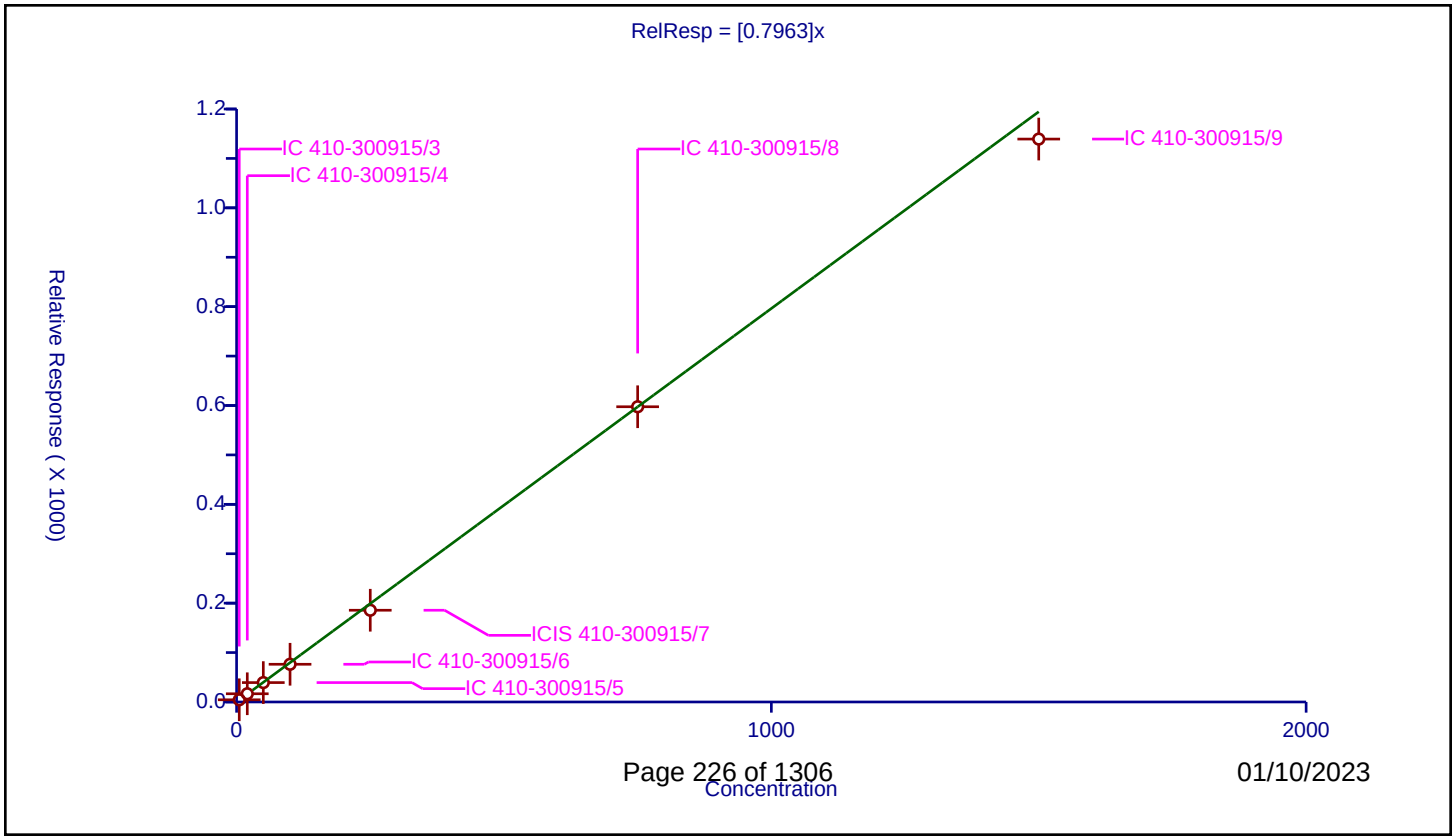

Calibration / 3-Chloro-1-propene

Curve Type:	Average
Weighting:	Conc_Sq
Origin:	Force
Dependency:	Response
Calib Mode:	ISTD
Response Base:	AREA
RF Rounding:	0

Curve Coefficients

Intercept:	0
Slope:	0.723

Error Coefficients

Standard Error:	1760000
Relative Standard Error:	4.5
Correlation Coefficient:	1.000
Coefficient of Determination (Adjusted):	0.998

ID	Level	Concentration	Rel. Resp.	IS Amount	IS Response	RRF	Used
1	IC 410-300915/3	1.0	0.716401	49.99865	822562.0	0.716401	Y
2	IC 410-300915/4	4.0	2.999054	49.99865	854663.0	0.749764	Y
3	IC 410-300915/5	10.0	7.685419	49.99865	848532.0	0.768542	Y
4	IC 410-300915/6	20.0	14.946472	49.99865	859213.0	0.747324	Y
5	ICIS 410-300915/7	50.0	35.153214	49.99865	878583.0	0.703064	Y
6	IC 410-300915/8	150.0	103.113825	49.99865	911664.0	0.687425	Y
7	IC 410-300915/9	300.0	206.488927	49.99865	926576.0	0.688296	Y

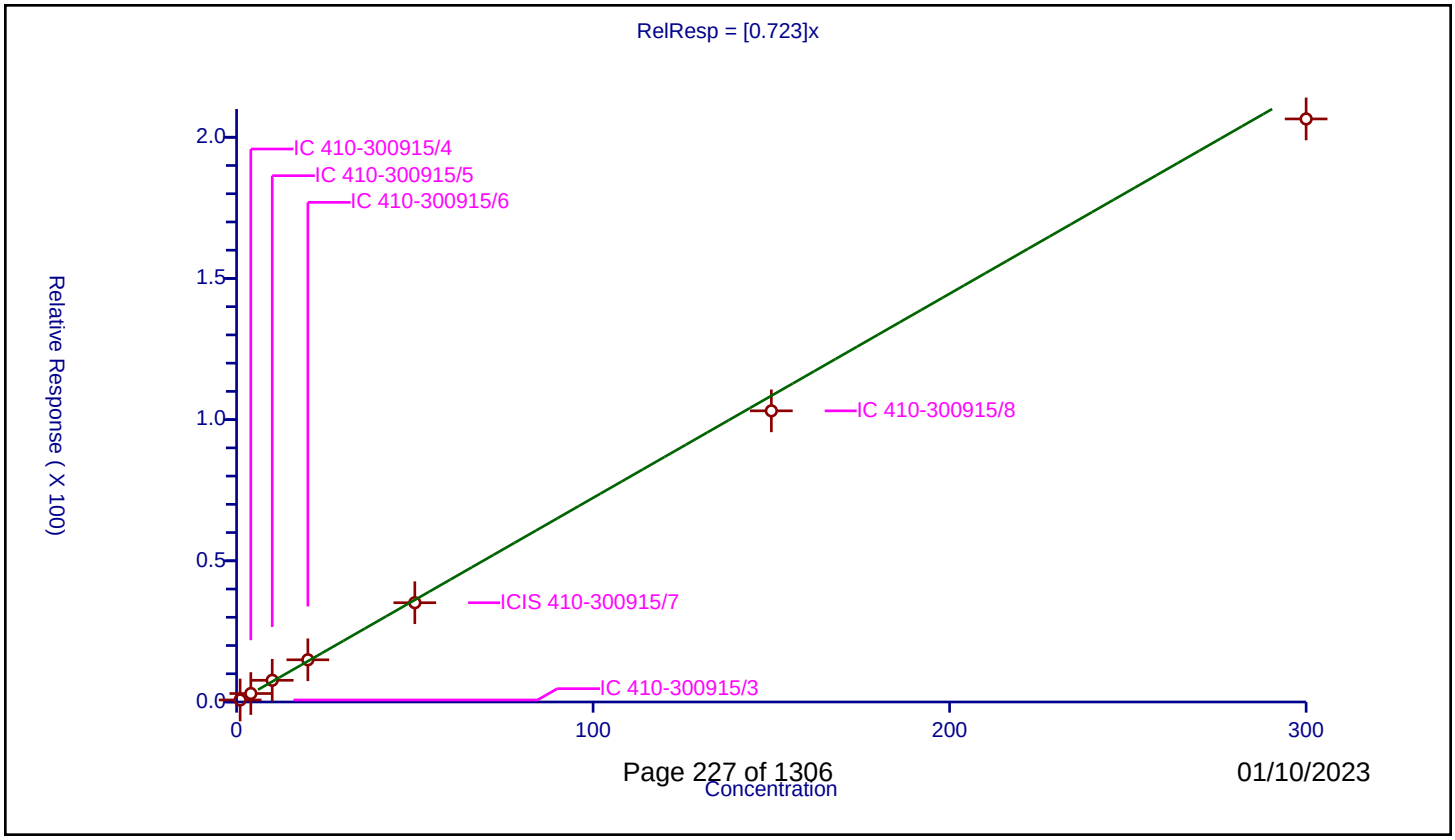

Calibration / Methyl acetate

Curve Type:	Average
Weighting:	Conc_Sq
Origin:	Force
Dependency:	Response
Calib Mode:	ISTD
Response Base:	AREA
RF Rounding:	0

Curve Coefficients

Intercept:	0
Slope:	0.613

Error Coefficients

Standard Error:	1530000
Relative Standard Error:	7.0
Correlation Coefficient:	0.999
Coefficient of Determination (Adjusted):	0.994

ID	Level	Concentration	Rel. Resp.	IS Amount	IS Response	RRF	Used
1	IC 410-300915/3	1.0	0.692391	49.99865	822562.0	0.692391	Y
2	IC 410-300915/4	4.0	2.280311	49.99865	854663.0	0.570078	Y
3	IC 410-300915/5	10.0	6.034907	49.99865	848532.0	0.603491	Y
4	IC 410-300915/6	20.0	12.95482	49.99865	859213.0	0.647741	Y
5	ICIS 410-300915/7	50.0	29.56778	49.99865	878583.0	0.591356	Y
6	IC 410-300915/8	150.0	87.30788	49.99865	911664.0	0.582053	Y
7	IC 410-300915/9	300.0	181.081498	49.99865	926576.0	0.603605	Y

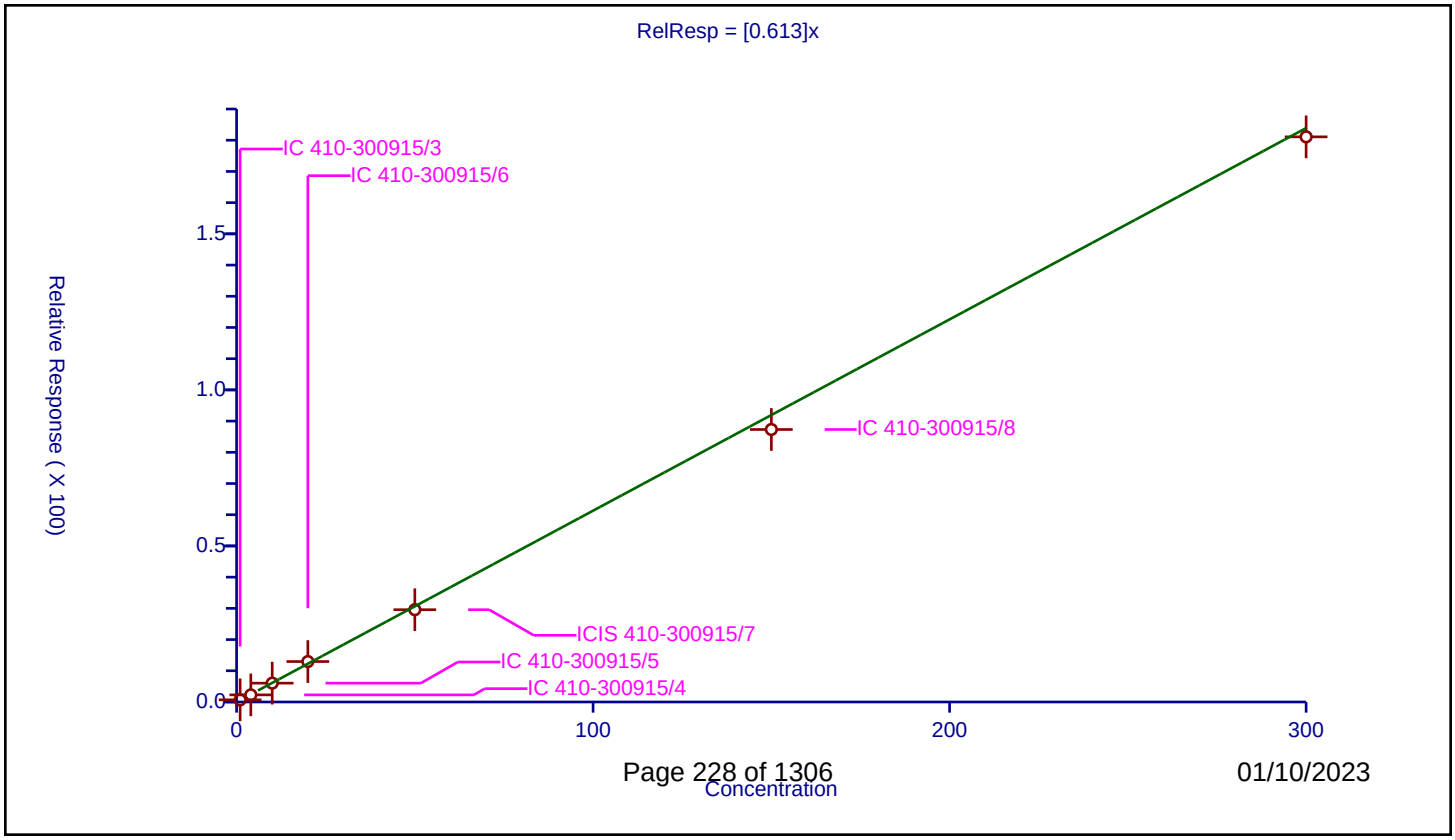

Calibration / Methylene Chloride

Curve Type:	Average
Weighting:	Conc_Sq
Origin:	Force
Dependency:	Response
Calib Mode:	ISTD
Response Base:	AREA
RF Rounding:	0

Curve Coefficients

Intercept:	0
Slope:	0.3488

Error Coefficients

Standard Error:	844000
Relative Standard Error:	4.7
Correlation Coefficient:	1.000
Coefficient of Determination (Adjusted):	0.997

ID	Level	Concentration	Rel. Resp.	IS Amount	IS Response	RRF	Used
1	IC 410-300915/3	1.0	0.363671	49.99865	822562.0	0.363671	Y
2	IC 410-300915/4	4.0	1.384719	49.99865	854663.0	0.34618	Y
3	IC 410-300915/5	10.0	3.714079	49.99865	848532.0	0.371408	Y
4	IC 410-300915/6	20.0	7.187605	49.99865	859213.0	0.35938	Y
5	ICIS 410-300915/7	50.0	16.968798	49.99865	878583.0	0.339376	Y
6	IC 410-300915/8	150.0	49.985762	49.99865	911664.0	0.333238	Y
7	IC 410-300915/9	300.0	98.555579	49.99865	926576.0	0.328519	Y

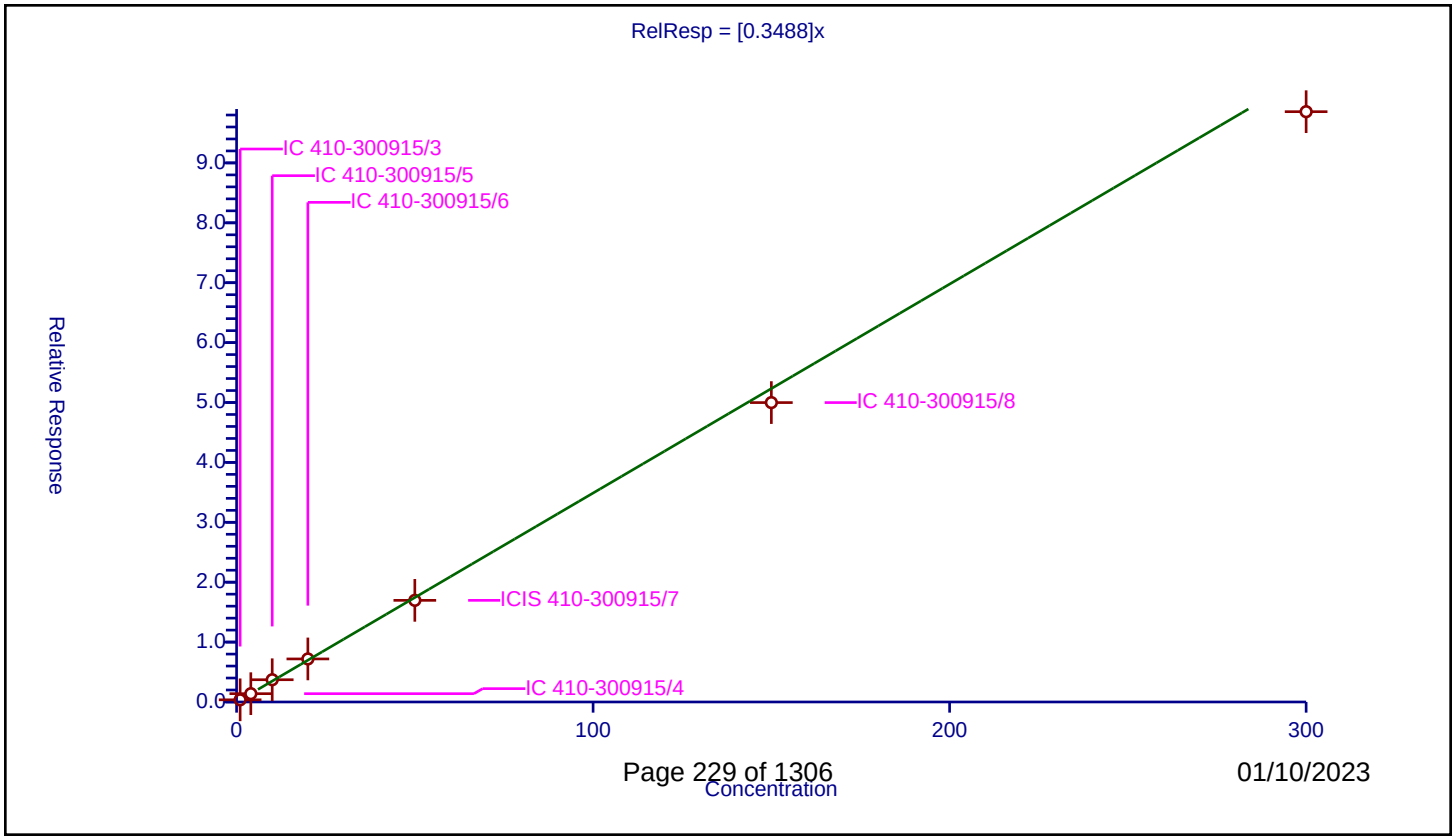

01/10/2023

Calibration / 2-Methyl-2-propanol

Curve Type:	Average
Weighting:	Conc_Sq
Origin:	Force
Dependency:	Response
Calib Mode:	ISTD
Response Base:	AREA
RF Rounding:	0

Curve Coefficients

Intercept:	0
Slope:	1.432

Error Coefficients

Standard Error:	2090000
Relative Standard Error:	2.8
Correlation Coefficient:	1.000
Coefficient of Determination (Adjusted):	0.999

ID	Level	Concentration	Rel. Resp.	IS Amount	IS Response	RRF	Used
1	IC 410-300915/3	5.0	6.881039	249.99325	476950.0	1.376208	Y
2	IC 410-300915/4	20.0	28.830286	249.99325	435225.0	1.441514	Y
3	IC 410-300915/5	50.0	73.998642	249.99325	443584.0	1.479973	Y
4	IC 410-300915/6	100.0	148.091843	249.99325	509280.0	1.480918	Y
5	ICIS 410-300915/7	250.0	359.991049	249.99325	520235.0	1.439964	Y
6	IC 410-300915/8	750.0	1044.358231	249.99325	528309.0	1.392478	Y
7	IC 410-300915/9	1500.0	2120.5492	249.99325	537351.0	1.413699	Y

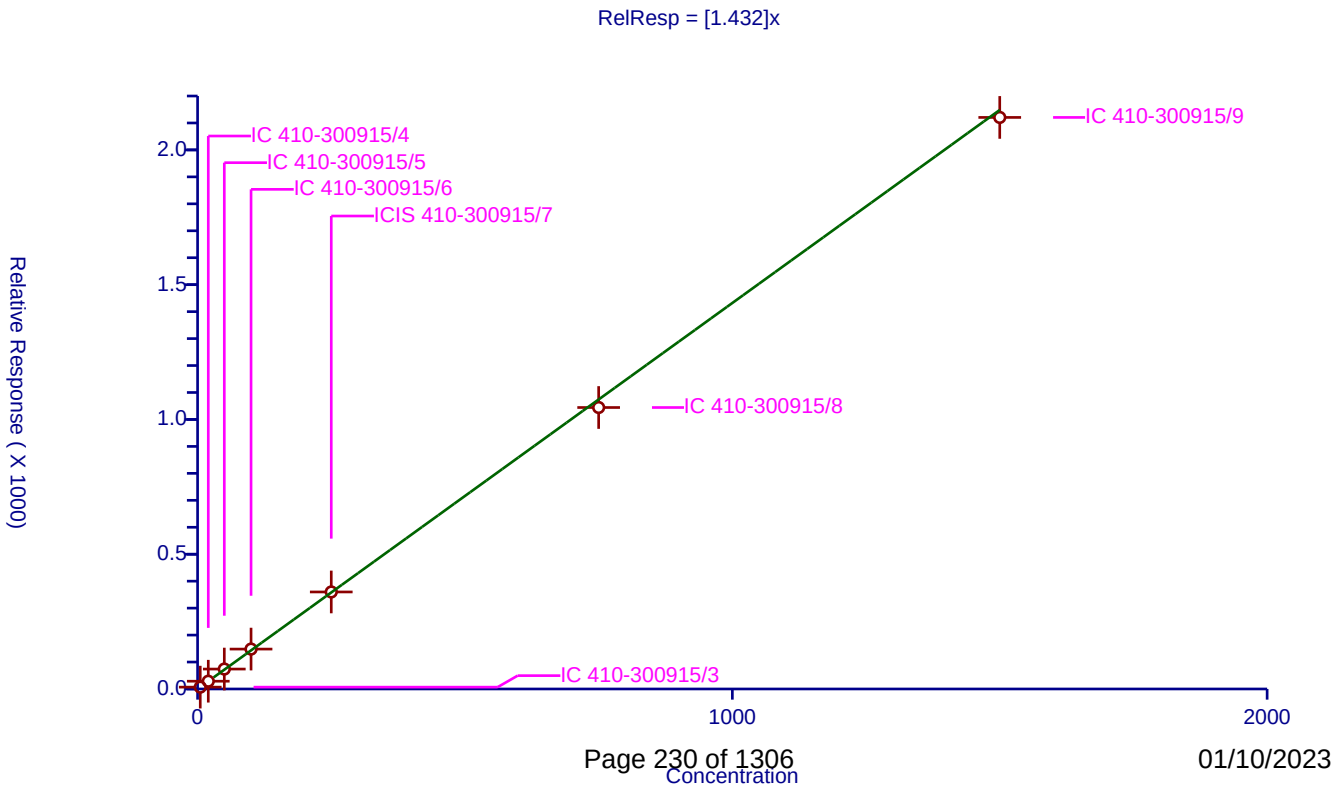

Calibration / Acrylonitrile

Curve Type:	Average
Weighting:	Conc_Sq
Origin:	Force
Dependency:	Response
Calib Mode:	ISTD
Response Base:	AREA
RF Rounding:	0

Curve Coefficients

Intercept:	0
Slope:	0.3024

Error Coefficients

Standard Error:	1930000
Relative Standard Error:	5.5
Correlation Coefficient:	1.000
Coefficient of Determination (Adjusted):	0.997

ID	Level	Concentration	Rel. Resp.	IS Amount	IS Response	RRF	Used
1	IC 410-300915/3	2.5	0.705946	49.99865	822562.0	0.282378	Y
2	IC 410-300915/4	10.0	2.835486	49.99865	854663.0	0.283549	Y
3	IC 410-300915/5	25.0	7.75601	49.99865	848532.0	0.31024	Y
4	IC 410-300915/6	50.0	16.536605	49.99865	859213.0	0.330732	Y
5	ICIS 410-300915/7	125.0	38.258585	49.99865	878583.0	0.306069	Y
6	IC 410-300915/8	375.0	113.532349	49.99865	911664.0	0.302753	Y
7	IC 410-300915/9	750.0	225.691636	49.99865	926576.0	0.300922	Y

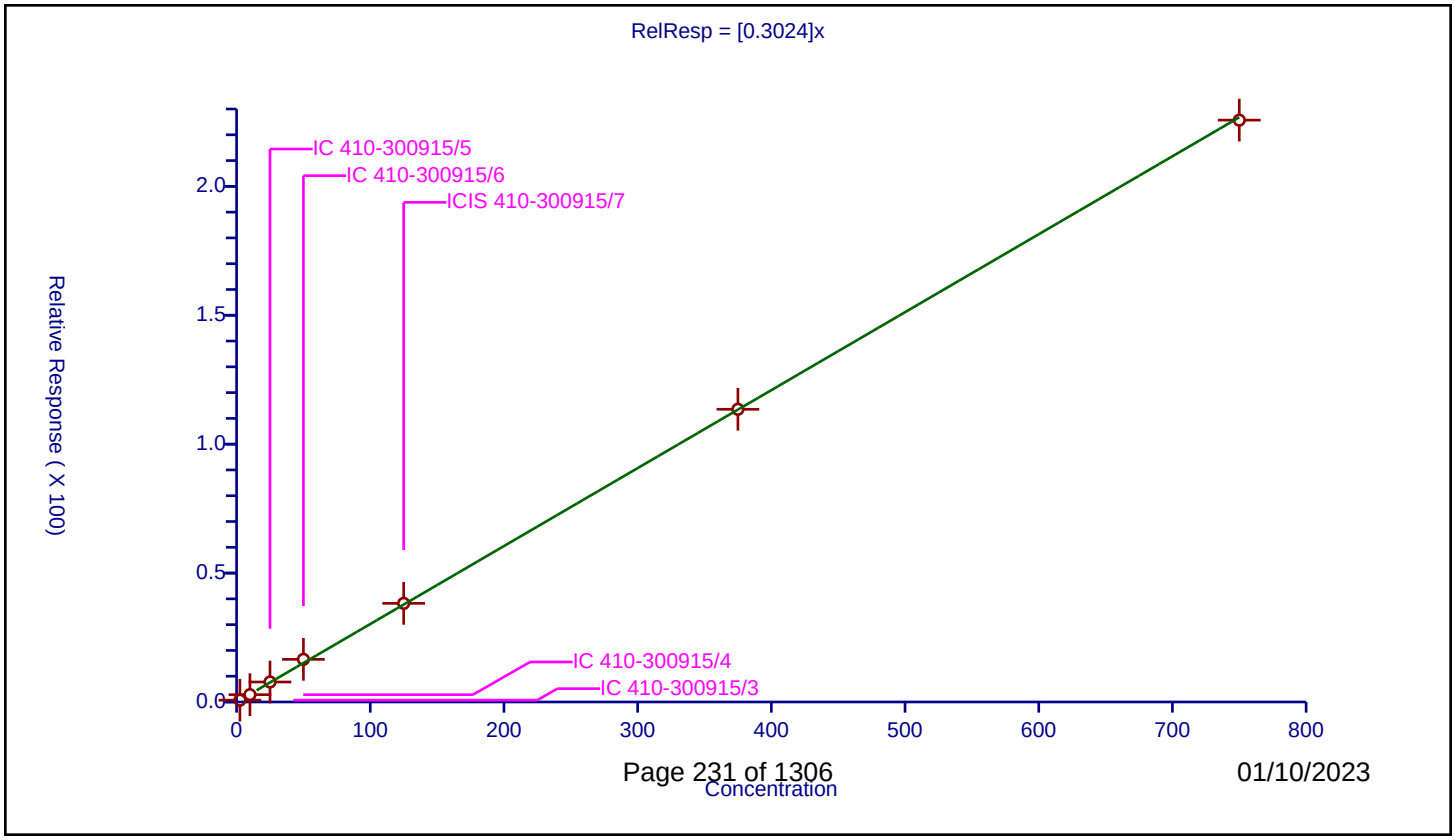

Calibration / trans-1,2-Dichloroethene

Curve Type:	Average
Weighting:	Conc_Sq
Origin:	Force
Dependency:	Response
Calib Mode:	ISTD
Response Base:	AREA
RF Rounding:	0

Curve Coefficients

Intercept:	0
Slope:	0.3262

Error Coefficients

Standard Error:	795000
Relative Standard Error:	5.1
Correlation Coefficient:	1.000
Coefficient of Determination (Adjusted):	0.997

ID	Level	Concentration	Rel. Resp.	IS Amount	IS Response	RRF	Used
1	IC 410-300915/3	1.0	0.31322	49.99865	822562.0	0.31322	Y
2	IC 410-300915/4	4.0	1.347629	49.99865	854663.0	0.336907	Y
3	IC 410-300915/5	10.0	3.526525	49.99865	848532.0	0.352652	Y
4	IC 410-300915/6	20.0	6.794116	49.99865	859213.0	0.339706	Y
5	ICIS 410-300915/7	50.0	15.952132	49.99865	878583.0	0.319043	Y
6	IC 410-300915/8	150.0	46.814888	49.99865	911664.0	0.312099	Y
7	IC 410-300915/9	300.0	93.000707	49.99865	926576.0	0.310002	Y

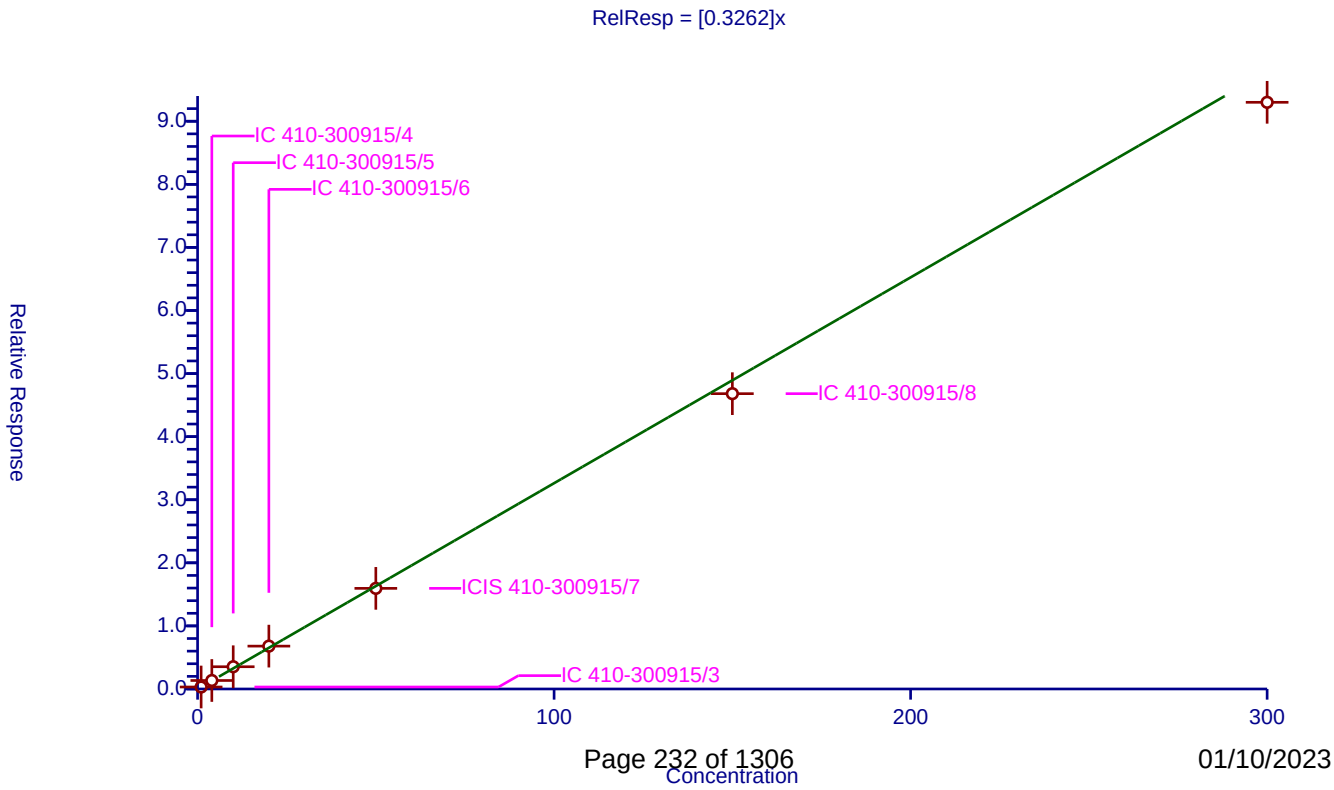

Calibration / Methyl tert-butyl ether

Curve Type:	Average
Weighting:	Conc_Sq
Origin:	Force
Dependency:	Response
Calib Mode:	ISTD
Response Base:	AREA
RF Rounding:	0

Curve Coefficients

Intercept:	0
Slope:	1.111

Error Coefficients

Standard Error:	2780000
Relative Standard Error:	4.0
Correlation Coefficient:	1.000
Coefficient of Determination (Adjusted):	0.998

ID	Level	Concentration	Rel. Resp.	IS Amount	IS Response	RRF	Used
1	IC 410-300915/3	1.0	1.129064	49.99865	822562.0	1.129064	Y
2	IC 410-300915/4	4.0	4.143568	49.99865	854663.0	1.035892	Y
3	IC 410-300915/5	10.0	11.487235	49.99865	848532.0	1.148724	Y
4	IC 410-300915/6	20.0	23.335318	49.99865	859213.0	1.166766	Y
5	ICIS 410-300915/7	50.0	56.353541	49.99865	878583.0	1.127071	Y
6	IC 410-300915/8	150.0	163.025837	49.99865	911664.0	1.086839	Y
7	IC 410-300915/9	300.0	325.645336	49.99865	926576.0	1.085484	Y

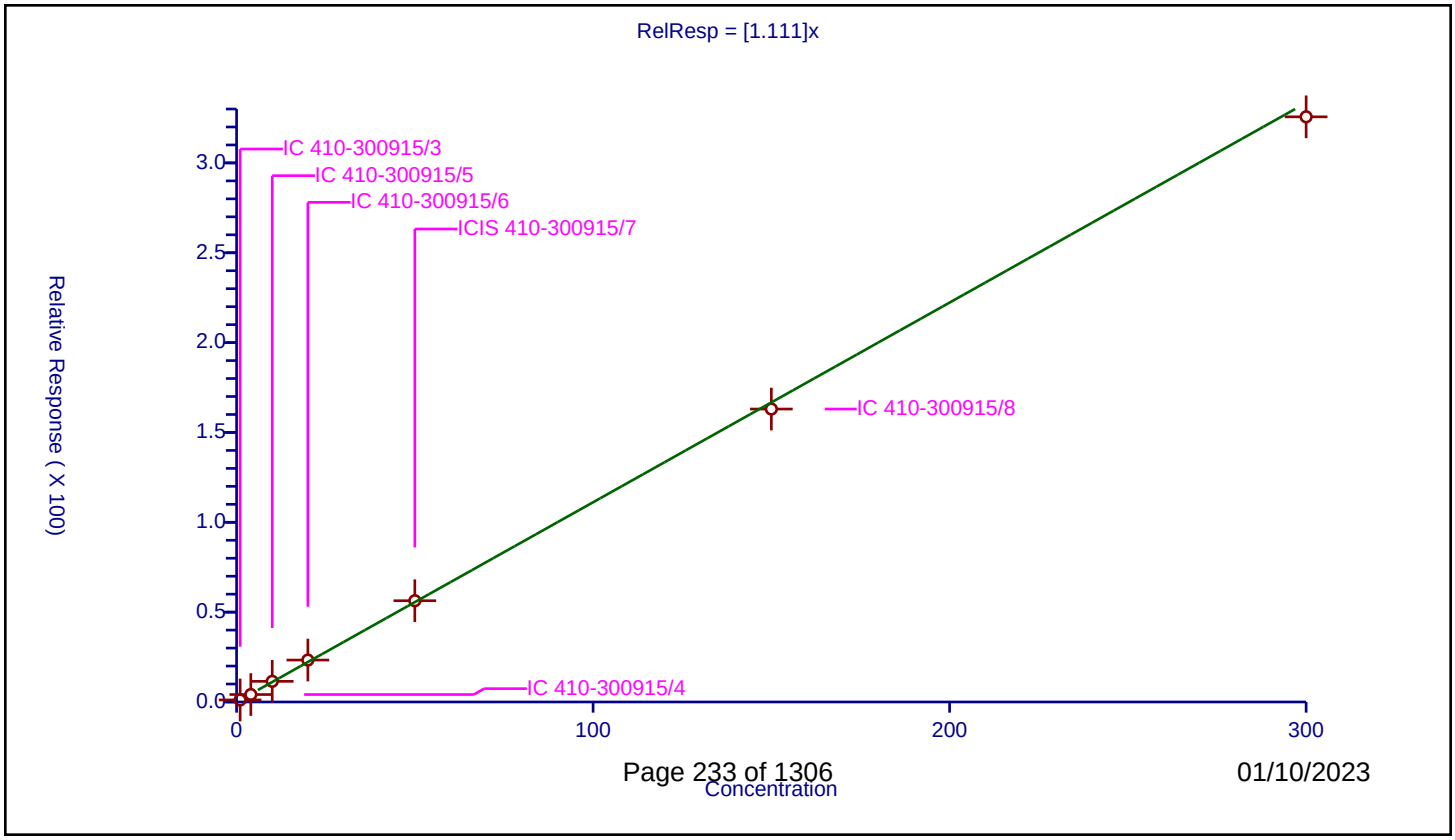

Calibration / Hexane

Curve Type:	Average
Weighting:	Conc_Sq
Origin:	Force
Dependency:	Response
Calib Mode:	ISTD
Response Base:	AREA
RF Rounding:	0

Curve Coefficients

Intercept:	0
Slope:	0.6065

Error Coefficients

Standard Error:	1480000
Relative Standard Error:	6.9
Correlation Coefficient:	1.000
Coefficient of Determination (Adjusted):	0.995

ID	Level	Concentration	Rel. Resp.	IS Amount	IS Response	RRF	Used
1	IC 410-300915/3	1.0	0.546935	49.99865	822562.0	0.546935	Y
2	IC 410-300915/4	4.0	2.483894	49.99865	854663.0	0.620974	Y
3	IC 410-300915/5	10.0	6.728498	49.99865	848532.0	0.67285	Y
4	IC 410-300915/6	20.0	12.697905	49.99865	859213.0	0.634895	Y
5	ICIS 410-300915/7	50.0	30.43694	49.99865	878583.0	0.608739	Y
6	IC 410-300915/8	150.0	88.052213	49.99865	911664.0	0.587015	Y
7	IC 410-300915/9	300.0	172.26983	49.99865	926576.0	0.574233	Y

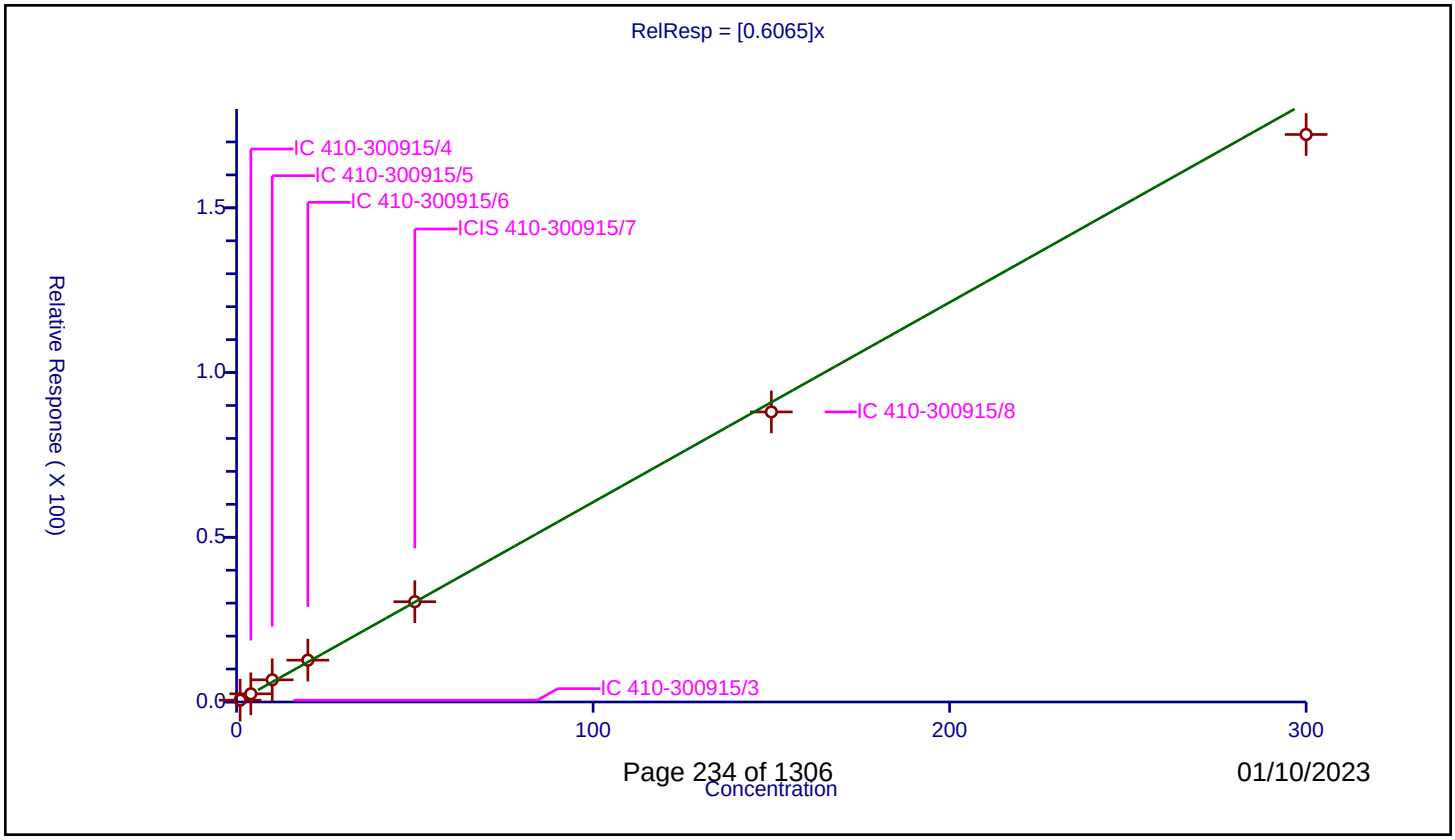

01/10/2023

Calibration / 1,1-Dichloroethane

Curve Type:	Average
Weighting:	Conc_Sq
Origin:	Force
Dependency:	Response
Calib Mode:	ISTD
Response Base:	AREA
RF Rounding:	0

Curve Coefficients

Intercept:	0
Slope:	0.7074

Error Coefficients

Standard Error:	1720000
Relative Standard Error:	5.5
Correlation Coefficient:	1.000
Coefficient of Determination (Adjusted):	0.997

ID	Level	Concentration	Rel. Resp.	IS Amount	IS Response	RRF	Used
1	IC 410-300915/3	1.0	0.663215	49.99865	822562.0	0.663215	Y
2	IC 410-300915/4	4.0	2.996597	49.99865	854663.0	0.749149	Y
3	IC 410-300915/5	10.0	7.578001	49.99865	848532.0	0.7578	Y
4	IC 410-300915/6	20.0	14.557173	49.99865	859213.0	0.727859	Y
5	ICIS 410-300915/7	50.0	35.415675	49.99865	878583.0	0.708313	Y
6	IC 410-300915/8	150.0	101.530499	49.99865	911664.0	0.67687	Y
7	IC 410-300915/9	300.0	200.541761	49.99865	926576.0	0.668473	Y

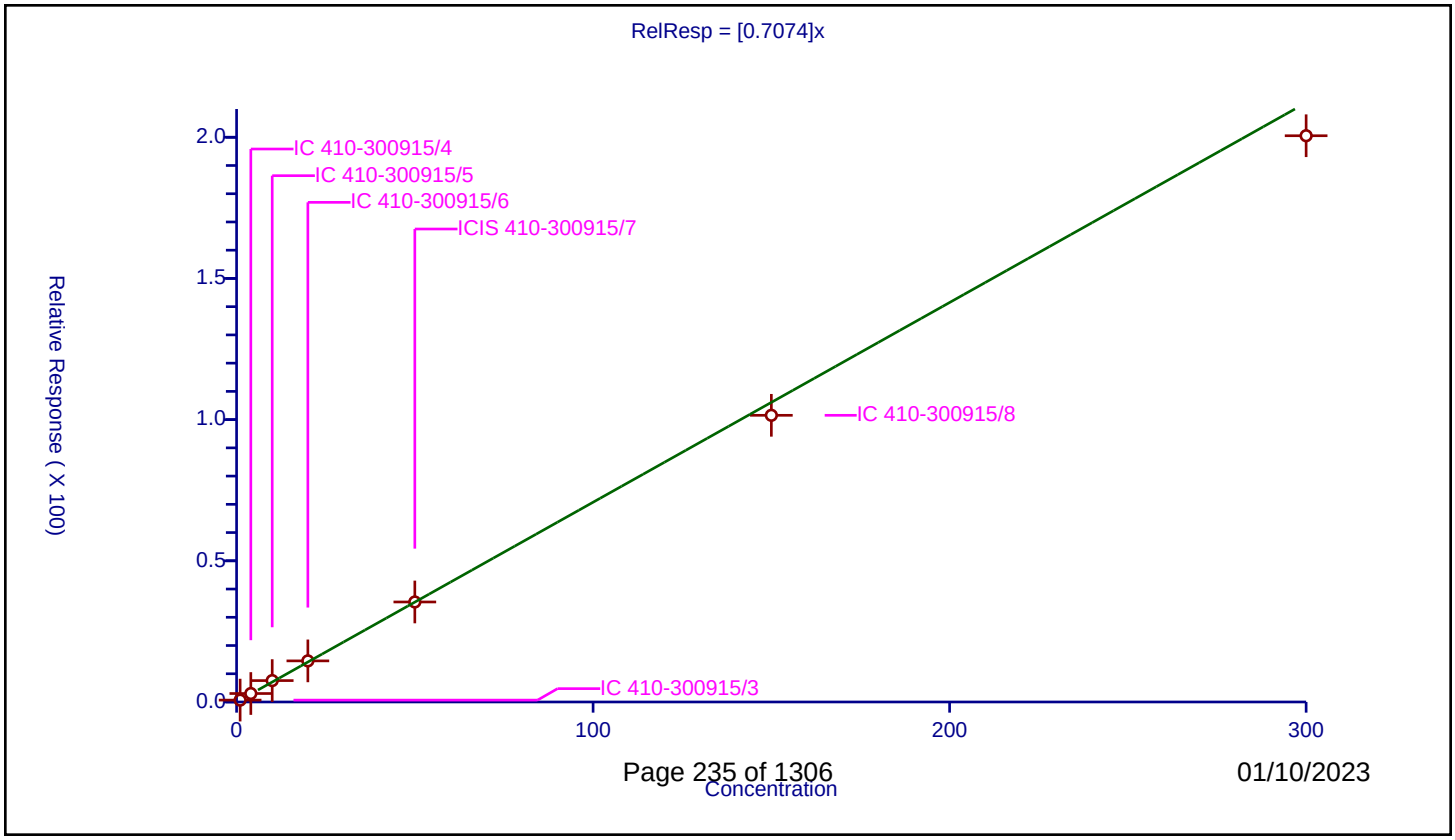

Calibration / Isopropyl ether

Curve Type:	Average
Weighting:	Conc_Sq
Origin:	Force
Dependency:	Response
Calib Mode:	ISTD
Response Base:	AREA
RF Rounding:	0

Curve Coefficients

Intercept:	0
Slope:	1.471

Error Coefficients

Standard Error:	3600000
Relative Standard Error:	4.6
Correlation Coefficient:	1.000
Coefficient of Determination (Adjusted):	0.998

ID	Level	Concentration	Rel. Resp.	IS Amount	IS Response	RRF	Used
1	IC 410-300915/3	1.0	1.4125	49.99865	822562.0	1.4125	Y
2	IC 410-300915/4	4.0	6.035198	49.99865	854663.0	1.5088	Y
3	IC 410-300915/5	10.0	15.619791	49.99865	848532.0	1.561979	Y
4	IC 410-300915/6	20.0	30.98403	49.99865	859213.0	1.549201	Y
5	ICIS 410-300915/7	50.0	72.285186	49.99865	878583.0	1.445704	Y
6	IC 410-300915/8	150.0	211.562091	49.99865	911664.0	1.410414	Y
7	IC 410-300915/9	300.0	421.681654	49.99865	926576.0	1.405606	Y

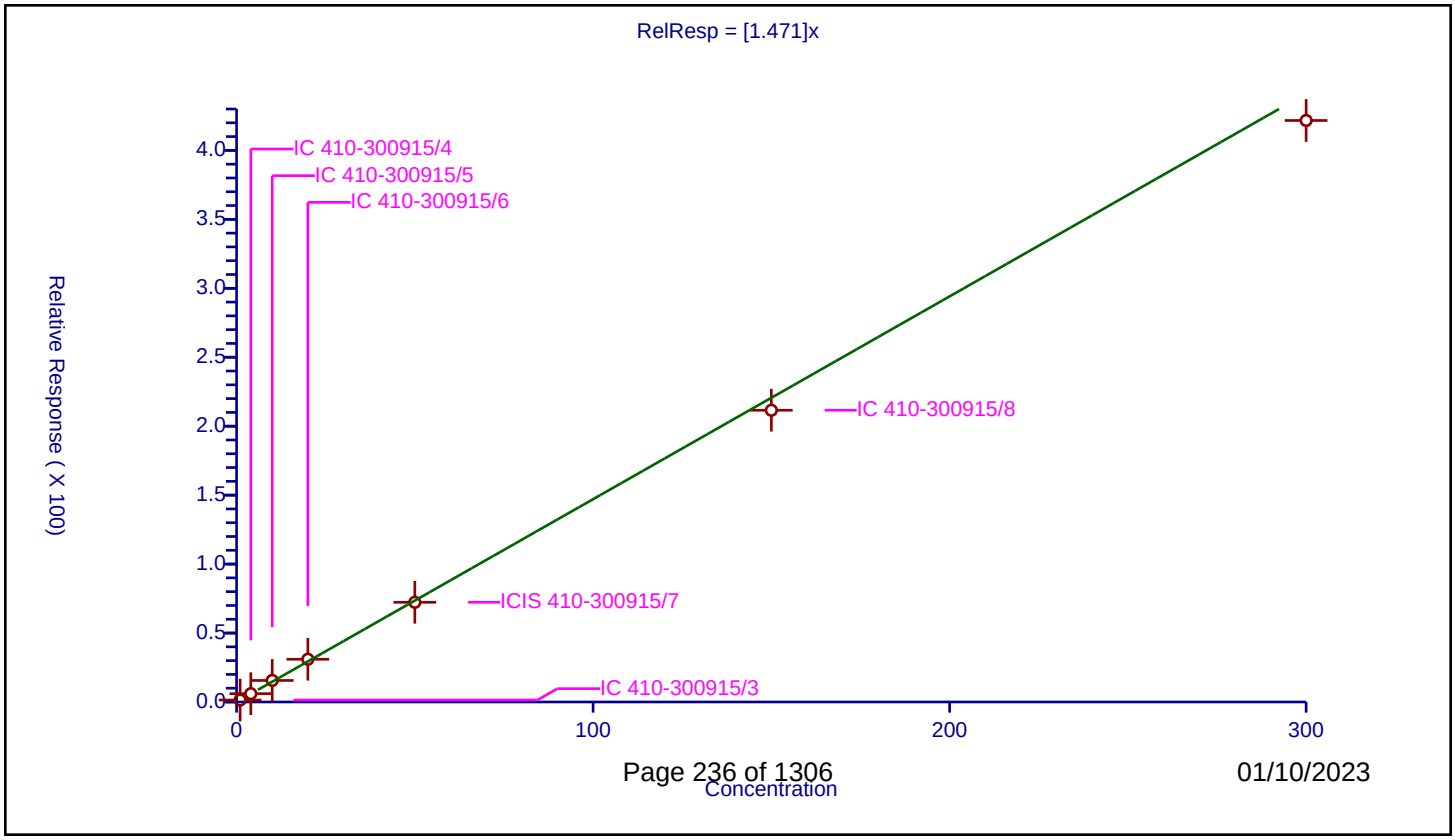

Calibration / 2-Chloro-1,3-butadiene

Curve Type:	Average
Weighting:	Conc_Sq
Origin:	Force
Dependency:	Response
Calib Mode:	ISTD
Response Base:	AREA
RF Rounding:	0

Curve Coefficients

Intercept:	0
Slope:	0.6318

Error Coefficients

Standard Error:	1560000
Relative Standard Error:	6.9
Correlation Coefficient:	1.000
Coefficient of Determination (Adjusted):	0.995

ID	Level	Concentration	Rel. Resp.	IS Amount	IS Response	RRF	Used
1	IC 410-300915/3	1.0	0.556782	49.99865	822562.0	0.556782	Y
2	IC 410-300915/4	4.0	2.642081	49.99865	854663.0	0.66052	Y
3	IC 410-300915/5	10.0	6.877398	49.99865	848532.0	0.68774	Y
4	IC 410-300915/6	20.0	13.234952	49.99865	859213.0	0.661748	Y
5	ICIS 410-300915/7	50.0	31.756984	49.99865	878583.0	0.63514	Y
6	IC 410-300915/8	150.0	91.714373	49.99865	911664.0	0.611429	Y
7	IC 410-300915/9	300.0	182.863278	49.99865	926576.0	0.609544	Y

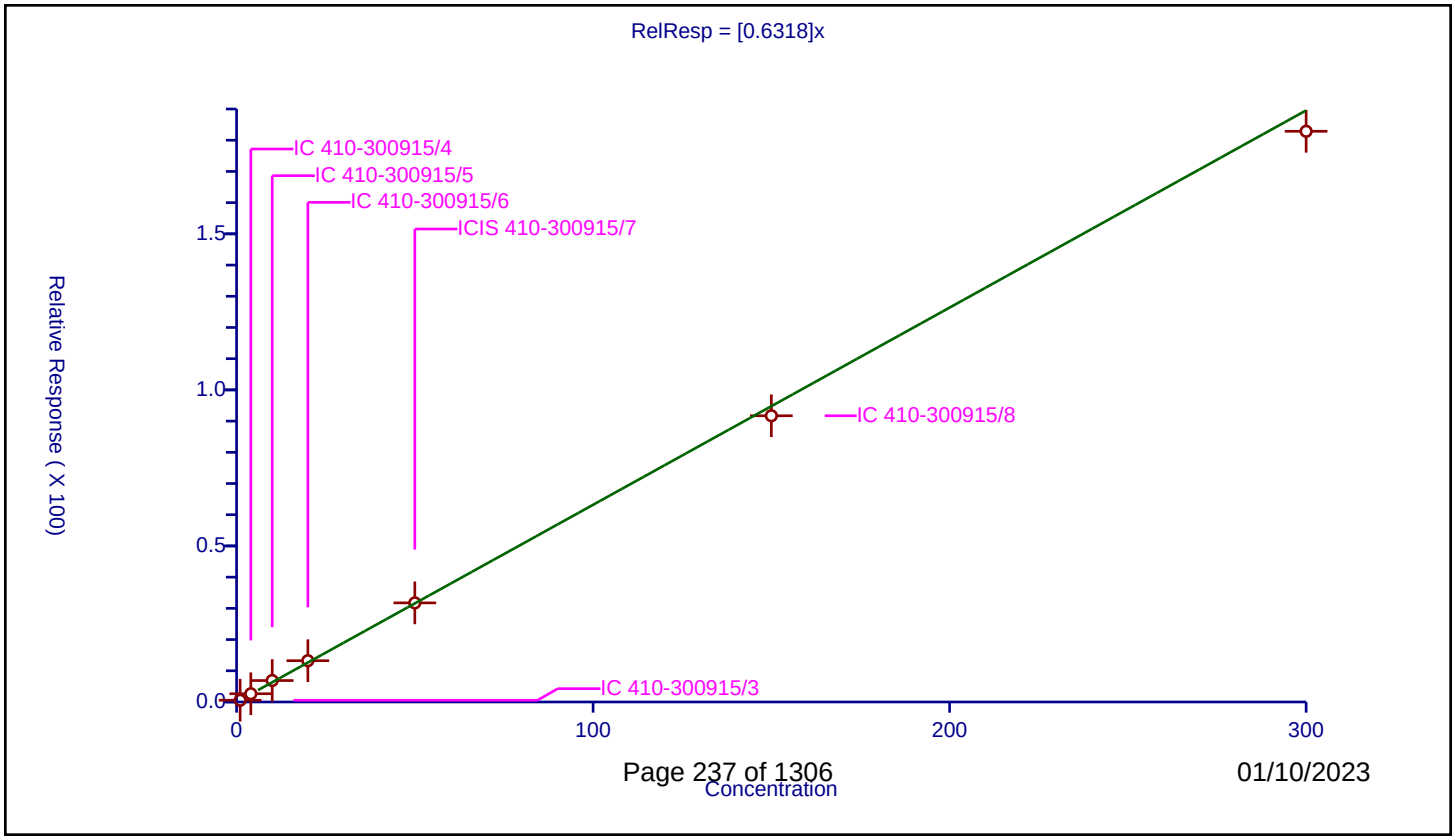

Calibration / Tert-butyl ethyl ether

Curve Type:	Average
Weighting:	Conc_Sq
Origin:	Force
Dependency:	Response
Calib Mode:	ISTD
Response Base:	AREA
RF Rounding:	0

Curve Coefficients

Intercept:	0
Slope:	1.234

Error Coefficients

Standard Error:	3040000
Relative Standard Error:	3.7
Correlation Coefficient:	1.000
Coefficient of Determination (Adjusted):	0.998

ID	Level	Concentration	Rel. Resp.	IS Amount	IS Response	RRF	Used
1	IC 410-300915/3	1.0	1.221091	49.99865	822562.0	1.221091	Y
2	IC 410-300915/4	4.0	5.051094	49.99865	854663.0	1.262774	Y
3	IC 410-300915/5	10.0	13.004992	49.99865	848532.0	1.300499	Y
4	IC 410-300915/6	20.0	25.457785	49.99865	859213.0	1.272889	Y
5	ICIS 410-300915/7	50.0	60.449742	49.99865	878583.0	1.208995	Y
6	IC 410-300915/8	150.0	177.318546	49.99865	911664.0	1.182124	Y
7	IC 410-300915/9	300.0	356.305512	49.99865	926576.0	1.187685	Y

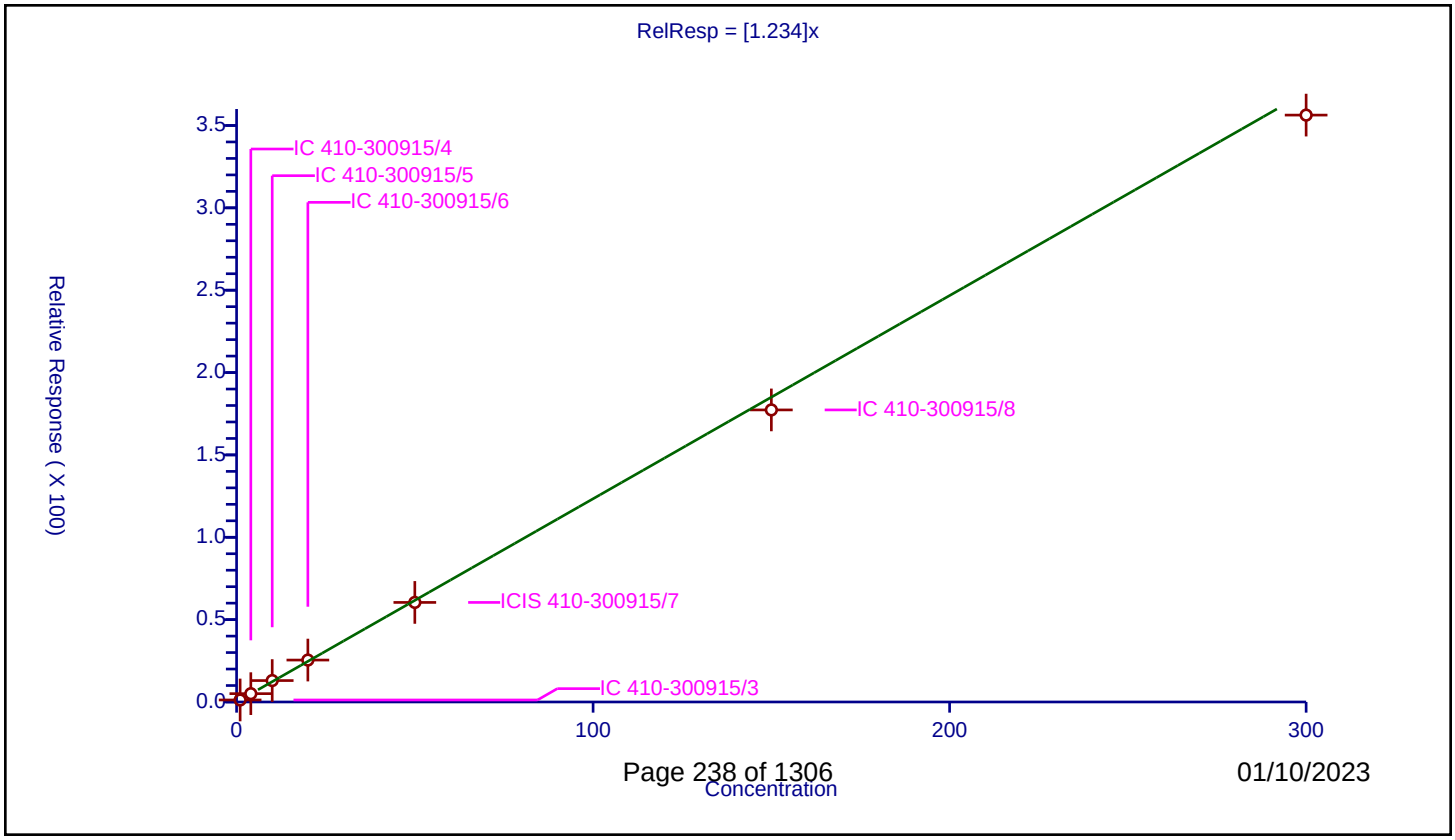

Calibration / cis-1,2-Dichloroethene

Curve Type:	Average
Weighting:	Conc_Sq
Origin:	Force
Dependency:	Response
Calib Mode:	ISTD
Response Base:	AREA
RF Rounding:	0

Curve Coefficients

Intercept:	0
Slope:	0.357

Error Coefficients

Standard Error:	872000
Relative Standard Error:	4.9
Correlation Coefficient:	1.000
Coefficient of Determination (Adjusted):	0.997

ID	Level	Concentration	Rel. Resp.	IS Amount	IS Response	RRF	Used
1	IC 410-300915/3	1.0	0.34191	49.99865	822562.0	0.34191	Y
2	IC 410-300915/4	4.0	1.478964	49.99865	854663.0	0.369741	Y
3	IC 410-300915/5	10.0	3.818669	49.99865	848532.0	0.381867	Y
4	IC 410-300915/6	20.0	7.463605	49.99865	859213.0	0.37318	Y
5	ICIS 410-300915/7	50.0	17.453941	49.99865	878583.0	0.349079	Y
6	IC 410-300915/8	150.0	51.604571	49.99865	911664.0	0.34403	Y
7	IC 410-300915/9	300.0	101.809137	49.99865	926576.0	0.339364	Y

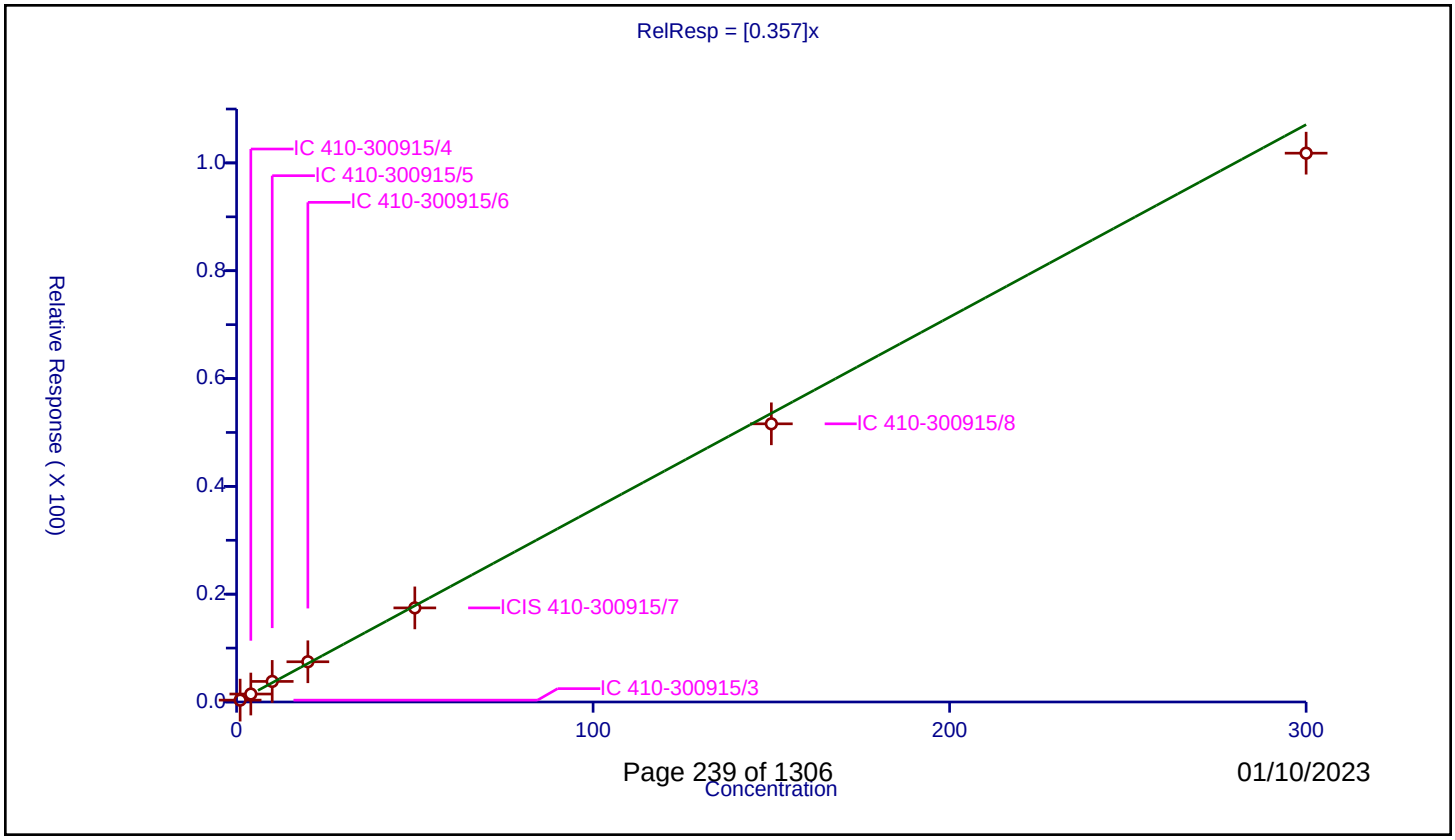

Calibration / 2,2-Dichloropropane

Curve Type:	Average
Weighting:	Conc_Sq
Origin:	Force
Dependency:	Response
Calib Mode:	ISTD
Response Base:	AREA
RF Rounding:	0

Curve Coefficients

Intercept:	0
Slope:	0.3469

Error Coefficients

Standard Error:	776000
Relative Standard Error:	9.3
Correlation Coefficient:	1.000
Coefficient of Determination (Adjusted):	0.990

ID	Level	Concentration	Rel. Resp.	IS Amount	IS Response	RRF	Used
1	IC 410-300915/3	1.0	0.351028	49.99865	822562.0	0.351028	Y
2	IC 410-300915/4	4.0	1.531907	49.99865	854663.0	0.382977	Y
3	IC 410-300915/5	10.0	3.789914	49.99865	848532.0	0.378991	Y
4	IC 410-300915/6	20.0	7.307886	49.99865	859213.0	0.365394	Y
5	ICIS 410-300915/7	50.0	16.881615	49.99865	878583.0	0.337632	Y
6	IC 410-300915/8	150.0	46.895343	49.99865	911664.0	0.312636	Y
7	IC 410-300915/9	300.0	89.820482	49.99865	926576.0	0.299402	Y

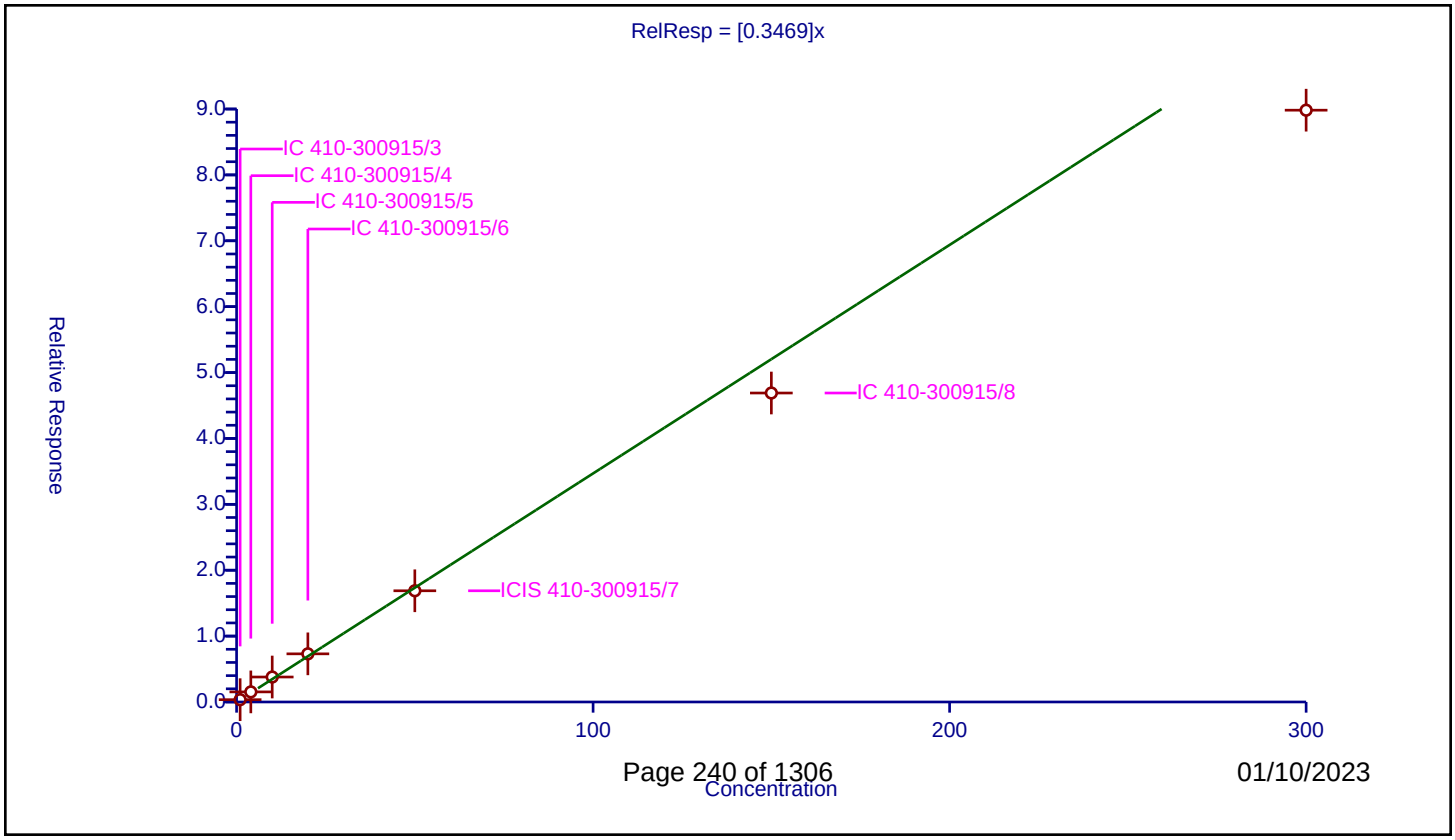

Calibration / 2-Butanone (MEK)

Curve Type:	Average
Weighting:	Conc_Sq
Origin:	Force
Dependency:	Response
Calib Mode:	ISTD
Response Base:	AREA
RF Rounding:	0

Curve Coefficients

Intercept:	0
Slope:	0.5121

Error Coefficients

Standard Error:	2590000
Relative Standard Error:	2.7
Correlation Coefficient:	1.000
Coefficient of Determination (Adjusted):	0.999

ID	Level	Concentration	Rel. Resp.	IS Amount	IS Response	RRF	Used
1	IC 410-300915/3	2.0	0.998013	49.99865	822562.0	0.499007	Y
2	IC 410-300915/4	8.0	4.052014	49.99865	854663.0	0.506502	Y
3	IC 410-300915/5	20.0	10.58747	49.99865	848532.0	0.529374	Y
4	IC 410-300915/6	40.0	21.395688	49.99865	859213.0	0.534892	Y
5	ICIS 410-300915/7	100.0	50.471615	49.99865	878583.0	0.504716	Y
6	IC 410-300915/8	300.0	151.617831	49.99865	911664.0	0.505393	Y
7	IC 410-300915/9	600.0	302.903077	49.99865	926576.0	0.504838	Y

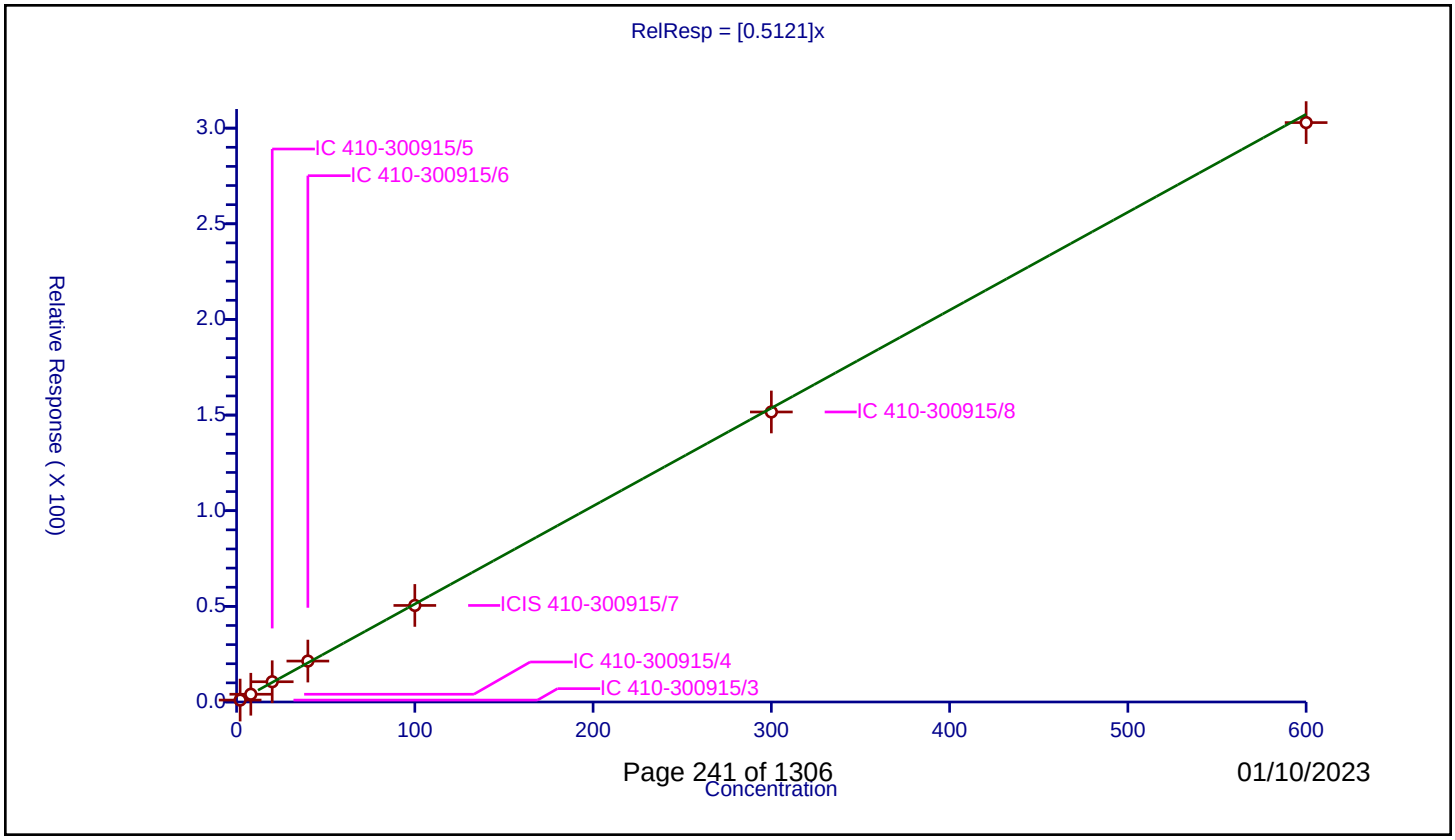

Calibration / Propionitrile

Curve Type:	Average
Weighting:	Conc_Sq
Origin:	Force
Dependency:	Response
Calib Mode:	ISTD
Response Base:	AREA
RF Rounding:	0

Curve Coefficients

Intercept:	0
Slope:	1.266

Error Coefficients

Standard Error:	1830000
Relative Standard Error:	4.4
Correlation Coefficient:	1.000
Coefficient of Determination (Adjusted):	0.998

ID	Level	Concentration	Rel. Resp.	IS Amount	IS Response	RRF	Used
1	IC 410-300915/3	5.0	6.006757	249.99325	476950.0	1.201351	Y
2	IC 410-300915/4	20.0	25.537825	249.99325	435225.0	1.276891	Y
3	IC 410-300915/5	50.0	68.361193	249.99325	443584.0	1.367224	Y
4	IC 410-300915/6	100.0	130.41933	249.99325	509280.0	1.304193	Y
5	ICIS 410-300915/7	250.0	312.31965	249.99325	520235.0	1.249279	Y
6	IC 410-300915/8	750.0	918.837069	249.99325	528309.0	1.225116	Y
7	IC 410-300915/9	1500.0	1855.365172	249.99325	537351.0	1.23691	Y

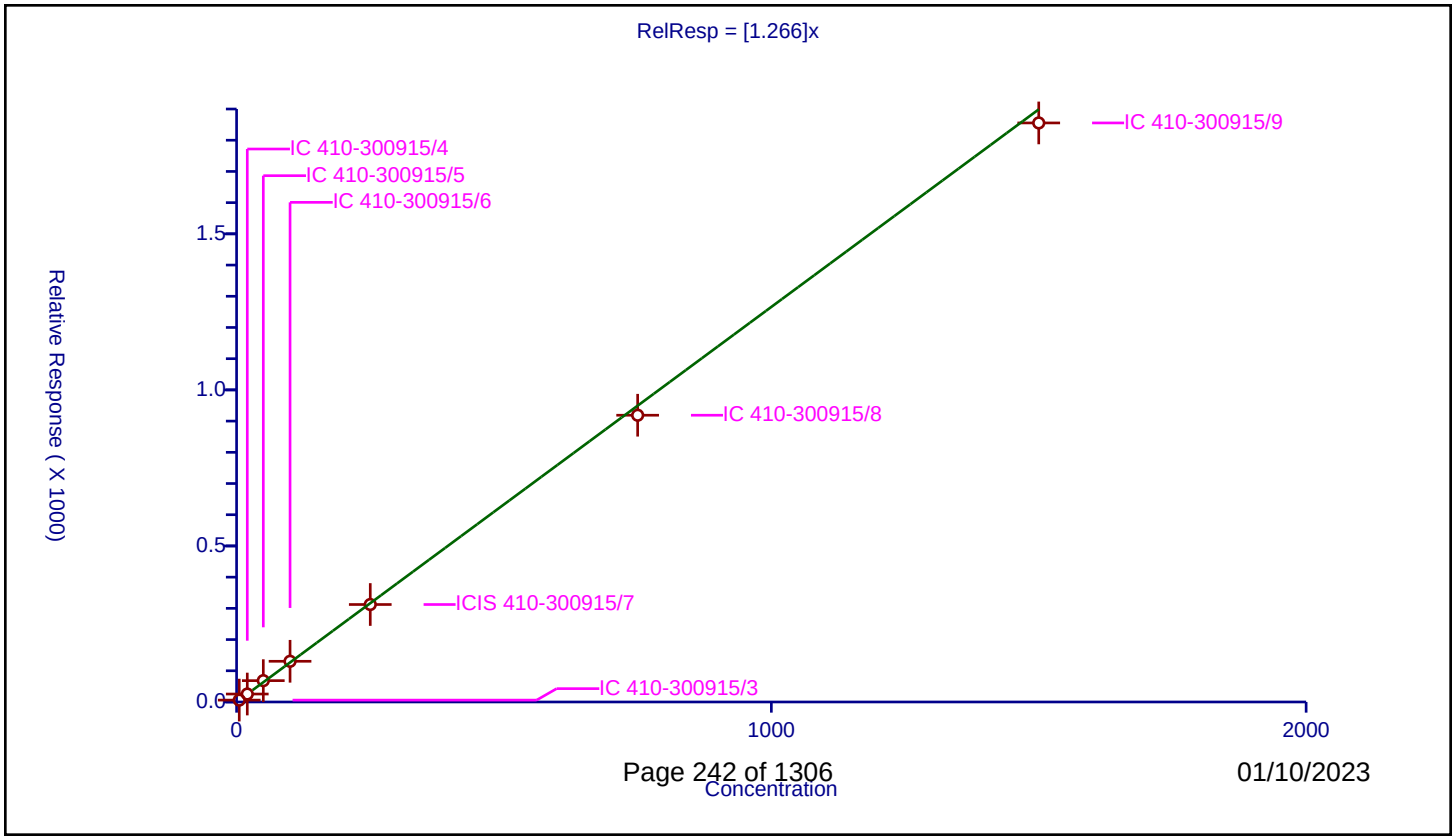

Calibration / Methacrylonitrile

Curve Type:	Average
Weighting:	Conc_Sq
Origin:	Force
Dependency:	Response
Calib Mode:	ISTD
Response Base:	AREA
RF Rounding:	0

Curve Coefficients

Intercept:	0
Slope:	0.2693

Error Coefficients

Standard Error:	1750000
Relative Standard Error:	4.9
Correlation Coefficient:	1.000
Coefficient of Determination (Adjusted):	0.997

ID	Level	Concentration	Rel. Resp.	IS Amount	IS Response	RRF	Used
1	IC 410-300915/3	2.5	0.619876	49.99865	822562.0	0.24795	Y
2	IC 410-300915/4	10.0	2.555032	49.99865	854663.0	0.255503	Y
3	IC 410-300915/5	25.0	6.818828	49.99865	848532.0	0.272753	Y
4	IC 410-300915/6	50.0	14.313294	49.99865	859213.0	0.286266	Y
5	ICIS 410-300915/7	125.0	34.710809	49.99865	878583.0	0.277686	Y
6	IC 410-300915/8	375.0	101.539713	49.99865	911664.0	0.270773	Y
7	IC 410-300915/9	750.0	205.76839	49.99865	926576.0	0.274358	Y

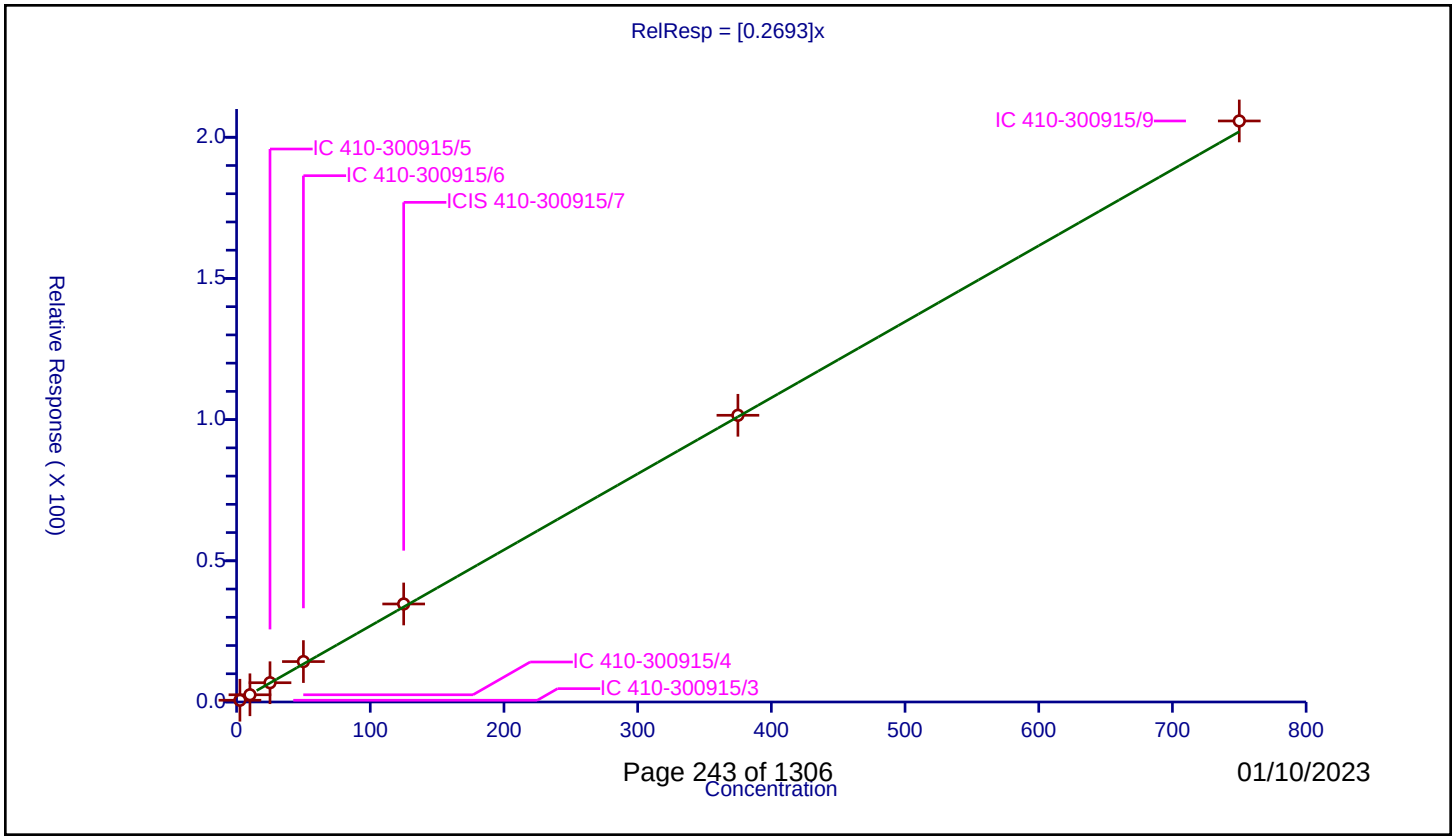

Calibration / Chlorobromomethane

Curve Type:	Average
Weighting:	Conc_Sq
Origin:	Force
Dependency:	Response
Calib Mode:	ISTD
Response Base:	AREA
RF Rounding:	0

Curve Coefficients

Intercept:	0
Slope:	0.1505

Error Coefficients

Standard Error:	384000
Relative Standard Error:	4.4
Correlation Coefficient:	1.000
Coefficient of Determination (Adjusted):	0.998

ID	Level	Concentration	Rel. Resp.	IS Amount	IS Response	RRF	Used
1	IC 410-300915/3	1.0	0.14108	49.99865	822562.0	0.14108	Y
2	IC 410-300915/4	4.0	0.581851	49.99865	854663.0	0.145463	Y
3	IC 410-300915/5	10.0	1.60025	49.99865	848532.0	0.160025	Y
4	IC 410-300915/6	20.0	3.162169	49.99865	859213.0	0.158108	Y
5	ICIS 410-300915/7	50.0	7.468245	49.99865	878583.0	0.149365	Y
6	IC 410-300915/8	150.0	22.495016	49.99865	911664.0	0.149967	Y
7	IC 410-300915/9	300.0	44.943616	49.99865	926576.0	0.149812	Y

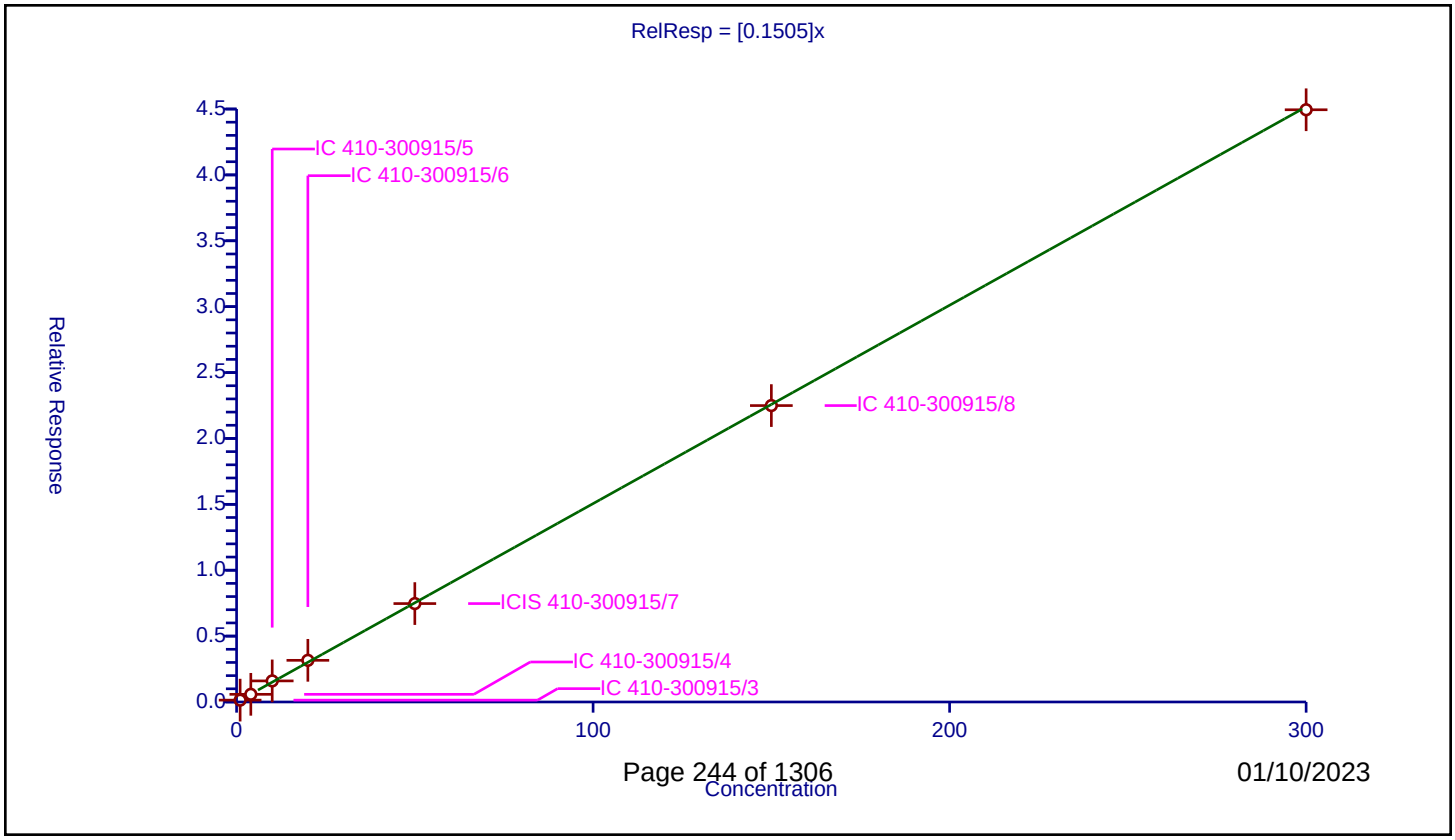

Calibration / Tetrahydrofuran

Curve Type:	Average
Weighting:	Conc_Sq
Origin:	Force
Dependency:	Response
Calib Mode:	ISTD
Response Base:	AREA
RF Rounding:	0

Curve Coefficients

Intercept:	0
Slope:	0.9961

Error Coefficients

Standard Error:	1450000
Relative Standard Error:	5.6
Correlation Coefficient:	1.000
Coefficient of Determination (Adjusted):	0.996

ID	Level	Concentration	Rel. Resp.	IS Amount	IS Response	RRF	Used
1	IC 410-300915/3	5.0	4.717872	249.99325	476950.0	0.943574	Y
2	IC 410-300915/4	20.0	20.808215	249.99325	435225.0	1.040411	Y
3	IC 410-300915/5	50.0	54.811701	249.99325	443584.0	1.096234	Y
4	IC 410-300915/6	100.0	100.211322	249.99325	509280.0	1.002113	Y
5	ICIS 410-300915/7	250.0	235.928832	249.99325	520235.0	0.943715	Y
6	IC 410-300915/8	750.0	723.202584	249.99325	528309.0	0.96427	Y
7	IC 410-300915/9	1500.0	1473.905074	249.99325	537351.0	0.982603	Y

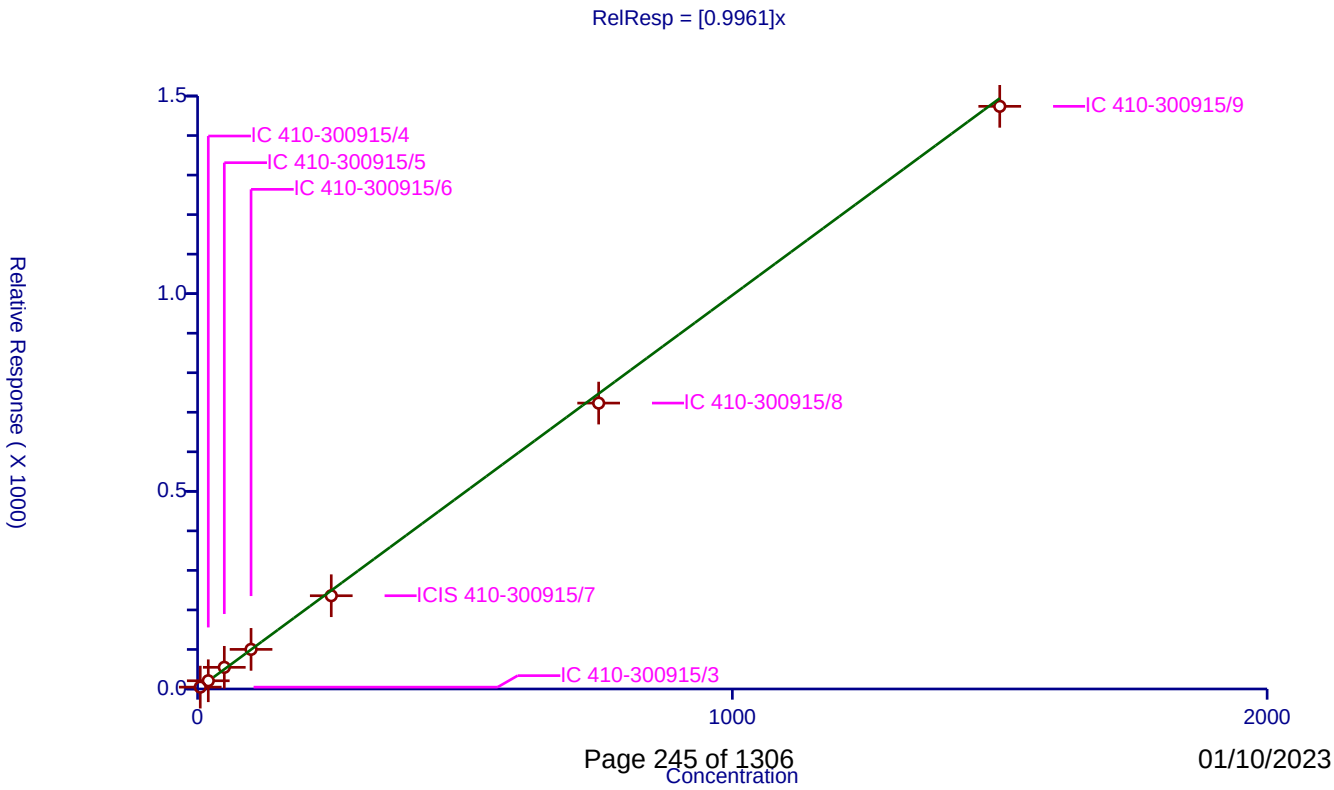

Calibration / Chloroform

Curve Type:	Average
Weighting:	Conc_Sq
Origin:	Force
Dependency:	Response
Calib Mode:	ISTD
Response Base:	AREA
RF Rounding:	0

Curve Coefficients

Intercept:	0
Slope:	0.601

Error Coefficients

Standard Error:	1480000
Relative Standard Error:	4.7
Correlation Coefficient:	1.000
Coefficient of Determination (Adjusted):	0.997

ID	Level	Concentration	Rel. Resp.	IS Amount	IS Response	RRF	Used
1	IC 410-300915/3	1.0	0.573498	49.99865	822562.0	0.573498	Y
2	IC 410-300915/4	4.0	2.454527	49.99865	854663.0	0.613632	Y
3	IC 410-300915/5	10.0	6.420209	49.99865	848532.0	0.642021	Y
4	IC 410-300915/6	20.0	12.653564	49.99865	859213.0	0.632678	Y
5	ICIS 410-300915/7	50.0	29.442354	49.99865	878583.0	0.588847	Y
6	IC 410-300915/8	150.0	86.824326	49.99865	911664.0	0.578829	Y
7	IC 410-300915/9	300.0	173.202972	49.99865	926576.0	0.577343	Y

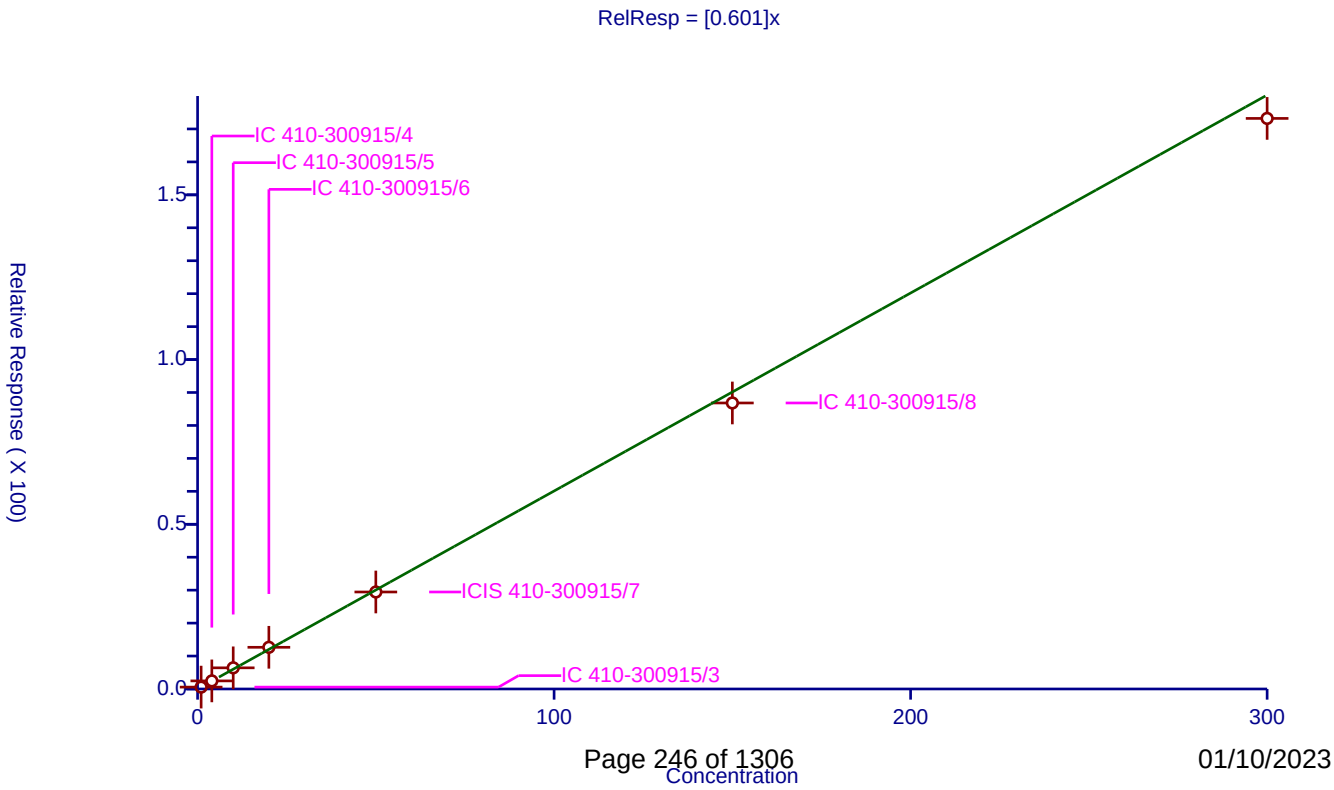

Calibration / 1,1,1-Trichloroethane

Curve Type:	Average
Weighting:	Conc_Sq
Origin:	Force
Dependency:	Response
Calib Mode:	ISTD
Response Base:	AREA
RF Rounding:	0

Curve Coefficients

Intercept:	0
Slope:	0.4698

Error Coefficients

Standard Error:	1190000
Relative Standard Error:	6.5
Correlation Coefficient:	1.000
Coefficient of Determination (Adjusted):	0.995

ID	Level	Concentration	Rel. Resp.	IS Amount	IS Response	RRF	Used
1	IC 410-300915/3	1.0	0.409928	49.99865	822562.0	0.409928	Y
2	IC 410-300915/4	4.0	1.933692	49.99865	854663.0	0.483423	Y
3	IC 410-300915/5	10.0	5.03509	49.99865	848532.0	0.503509	Y
4	IC 410-300915/6	20.0	9.874293	49.99865	859213.0	0.493715	Y
5	ICIS 410-300915/7	50.0	23.693593	49.99865	878583.0	0.473872	Y
6	IC 410-300915/8	150.0	68.78264	49.99865	911664.0	0.458551	Y
7	IC 410-300915/9	300.0	139.59962	49.99865	926576.0	0.465332	Y

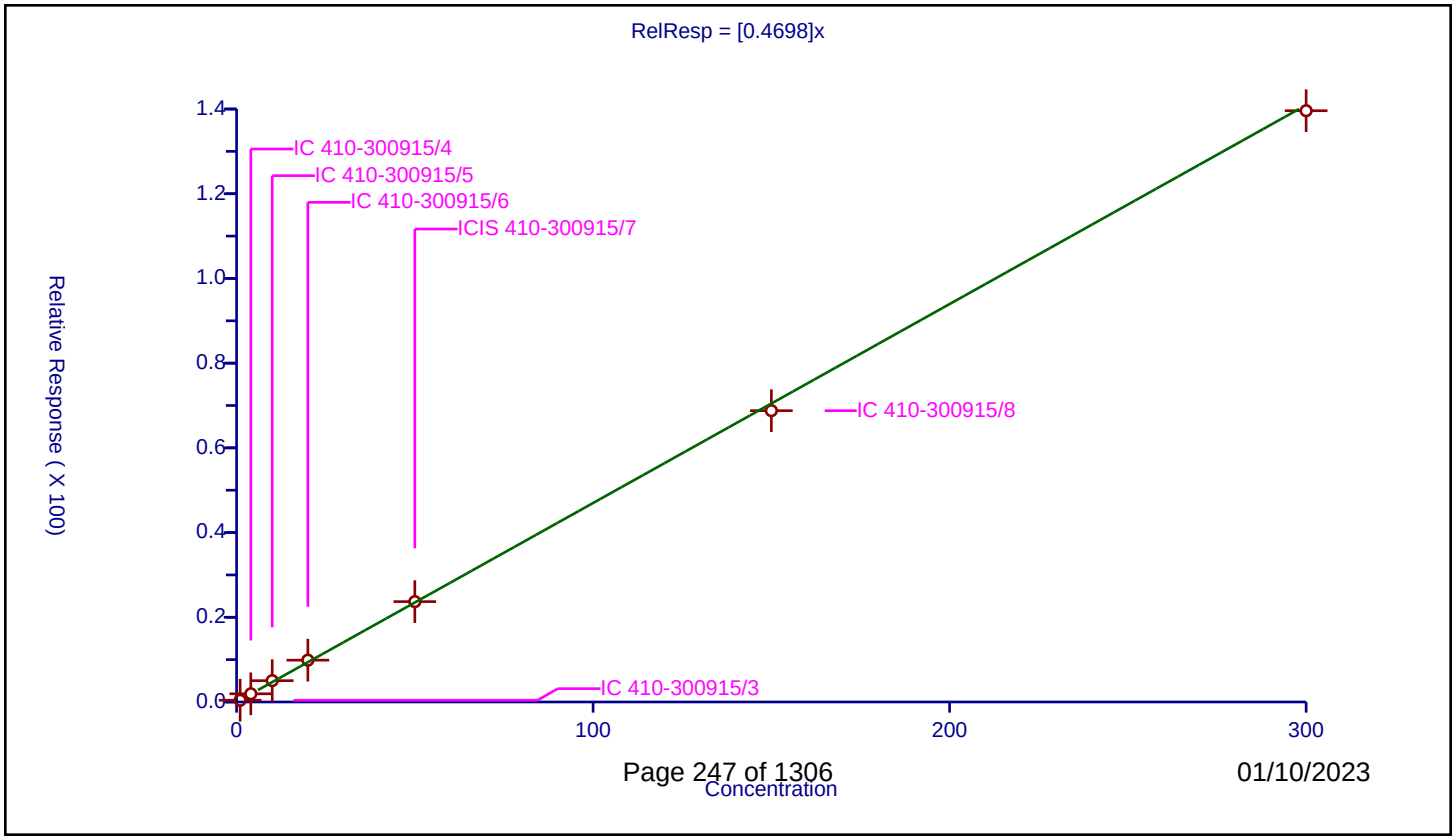

Calibration / Dibromofluoromethane (Surr)

Curve Type:	Average
Weighting:	Conc_Sq
Origin:	Force
Dependency:	Response
Calib Mode:	ISTD
Response Base:	AREA
RF Rounding:	0

Curve Coefficients

Intercept:	0
Slope:	0.2089

Error Coefficients

Standard Error:	197000
Relative Standard Error:	2.3
Correlation Coefficient:	NA
Coefficient of Determination (Adjusted):	0.000000000000000222

ID	Level	Concentration	Rel. Resp.	IS Amount	IS Response	RRF	Used
1	IC 410-300915/9	49.99865	10.809507	49.99865	926576.0	0.216196	Y
2	IC 410-300915/8	49.99865	10.436019	49.99865	911664.0	0.208726	Y
3	ICIS 410-300915/7	49.99865	10.134739	49.99865	878583.0	0.2027	Y
4	IC 410-300915/6	49.99865	10.163096	49.99865	859213.0	0.203267	Y
5	IC 410-300915/5	49.99865	10.485238	49.99865	848532.0	0.20971	Y
6	IC 410-300915/4	49.99865	10.42646	49.99865	854663.0	0.208535	Y
7	IC 410-300915/3	49.99865	10.650034	49.99865	822562.0	0.213006	Y

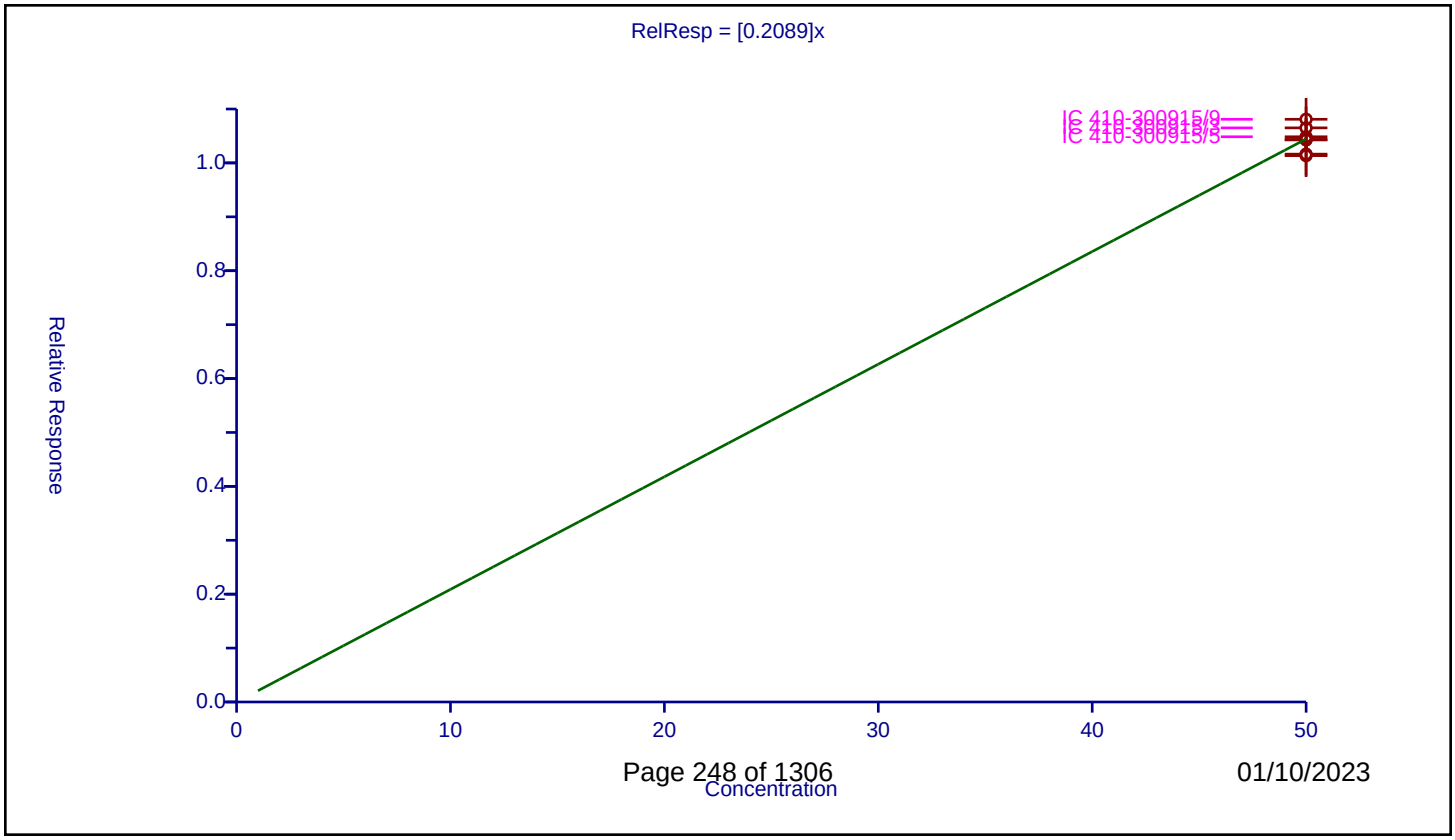

Calibration / Cyclohexane

Curve Type:	Average
Weighting:	Conc_Sq
Origin:	Force
Dependency:	Response
Calib Mode:	ISTD
Response Base:	AREA
RF Rounding:	0

Curve Coefficients

Intercept:	0
Slope:	0.7486

Error Coefficients

Standard Error:	1860000
Relative Standard Error:	8.4
Correlation Coefficient:	1.000
Coefficient of Determination (Adjusted):	0.992

ID	Level	Concentration	Rel. Resp.	IS Amount	IS Response	RRF	Used
1	IC 410-300915/3	1.0	0.640664	49.99865	822562.0	0.640664	Y
2	IC 410-300915/4	4.0	3.101197	49.99865	854663.0	0.775299	Y
3	IC 410-300915/5	10.0	8.368286	49.99865	848532.0	0.836829	Y
4	IC 410-300915/6	20.0	15.847447	49.99865	859213.0	0.792372	Y
5	ICIS 410-300915/7	50.0	37.507794	49.99865	878583.0	0.750156	Y
6	IC 410-300915/8	150.0	107.890291	49.99865	911664.0	0.719269	Y
7	IC 410-300915/9	300.0	217.734166	49.99865	926576.0	0.725781	Y

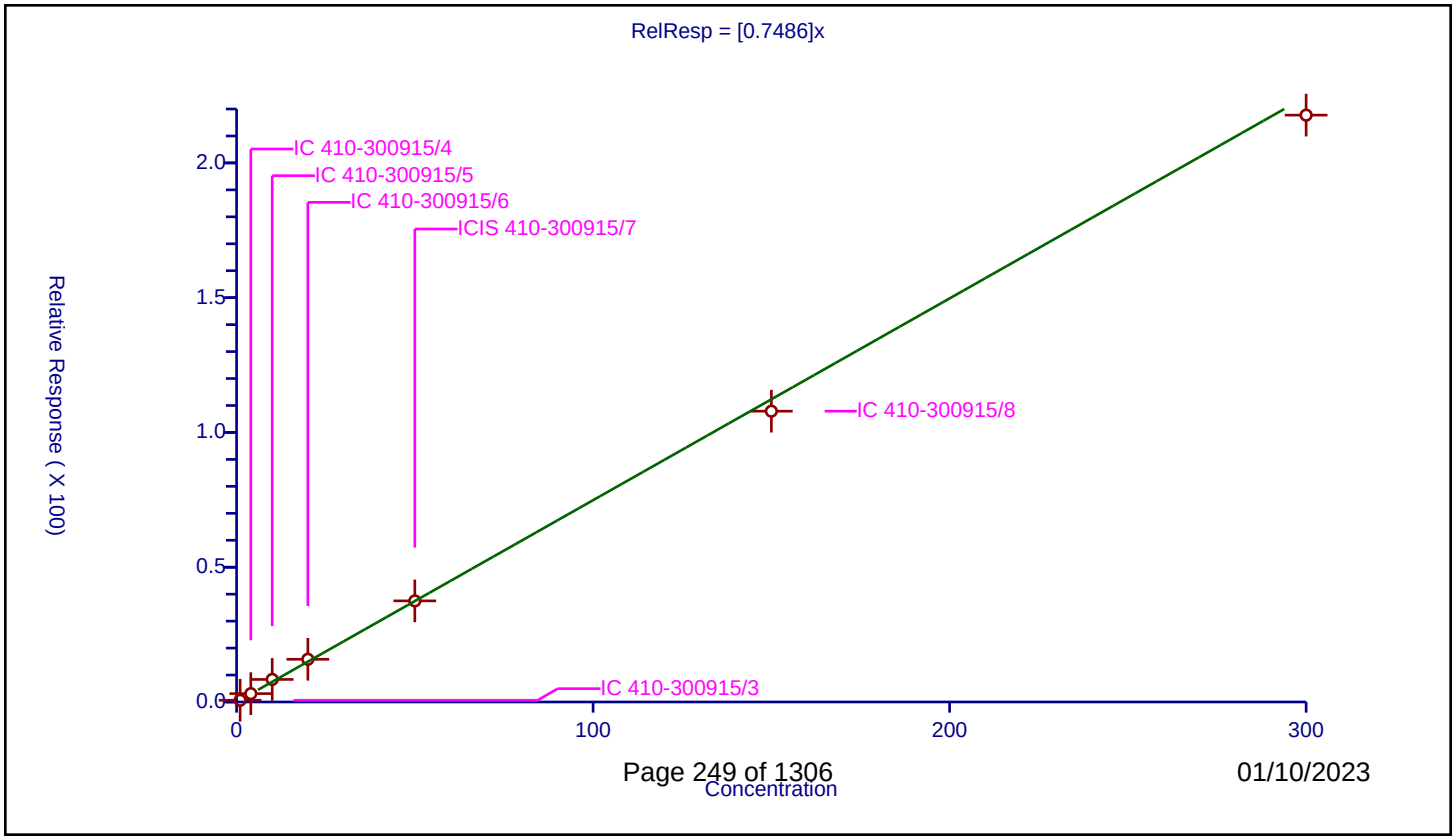

Calibration / Carbon tetrachloride

Curve Type:	Average
Weighting:	Conc_Sq
Origin:	Force
Dependency:	Response
Calib Mode:	ISTD
Response Base:	AREA
RF Rounding:	0

Curve Coefficients

Intercept:	0
Slope:	0.3467

Error Coefficients

Standard Error:	923000
Relative Standard Error:	6.1
Correlation Coefficient:	0.999
Coefficient of Determination (Adjusted):	0.996

ID	Level	Concentration	Rel. Resp.	IS Amount	IS Response	RRF	Used
1	IC 410-300915/3	1.0	0.303312	49.99865	822562.0	0.303312	Y
2	IC 410-300915/4	4.0	1.38039	49.99865	854663.0	0.345097	Y
3	IC 410-300915/5	10.0	3.641544	49.99865	848532.0	0.364154	Y
4	IC 410-300915/6	20.0	7.177246	49.99865	859213.0	0.358862	Y
5	ICIS 410-300915/7	50.0	17.167806	49.99865	878583.0	0.343356	Y
6	IC 410-300915/8	150.0	52.151962	49.99865	911664.0	0.34768	Y
7	IC 410-300915/9	300.0	109.267147	49.99865	926576.0	0.364224	Y

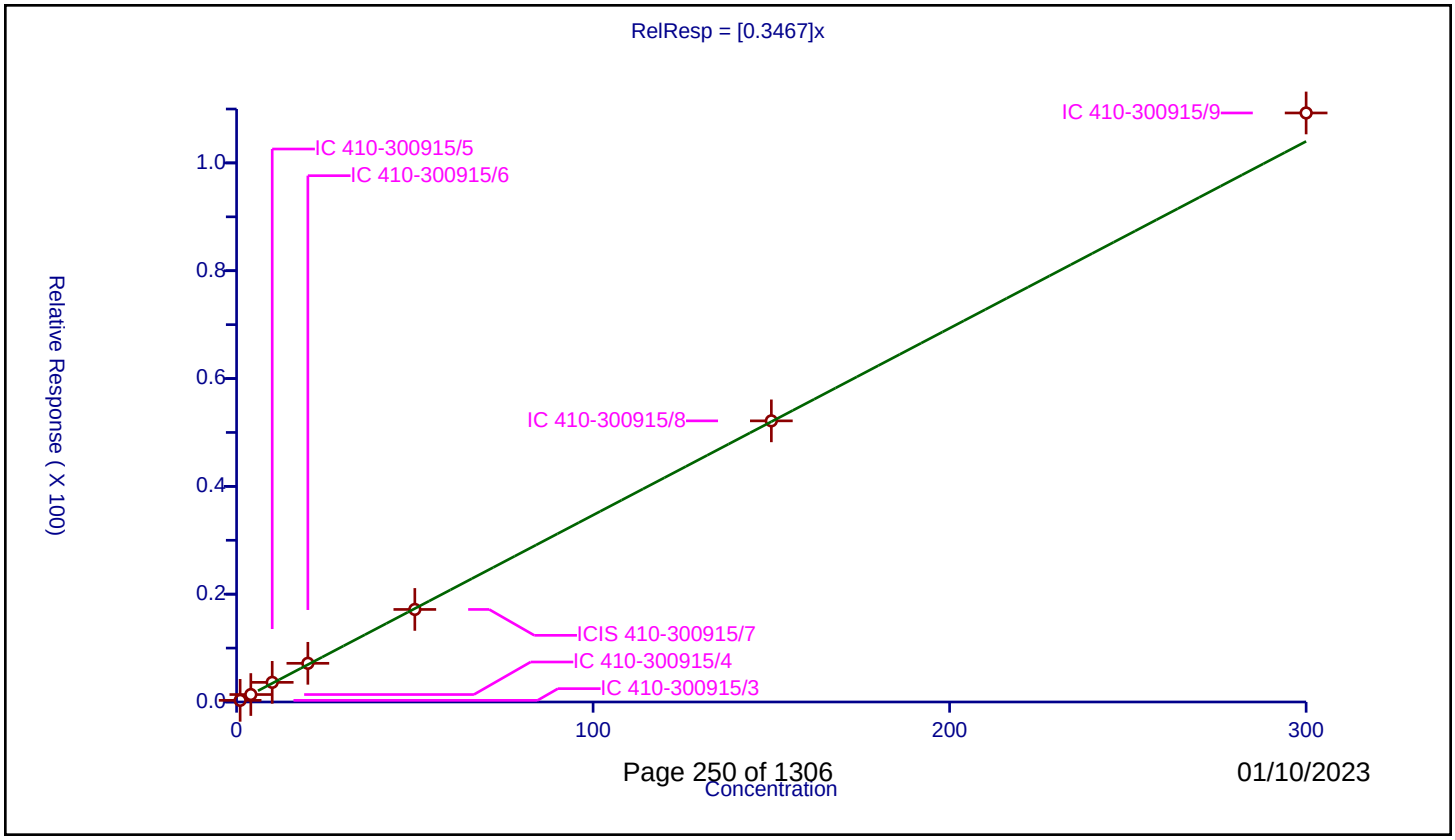

Calibration / 1,1-Dichloropropene

Curve Type:	Average
Weighting:	Conc_Sq
Origin:	Force
Dependency:	Response
Calib Mode:	ISTD
Response Base:	AREA
RF Rounding:	0

Curve Coefficients

Intercept:	0
Slope:	0.513

Error Coefficients

Standard Error:	1270000
Relative Standard Error:	5.0
Correlation Coefficient:	1.000
Coefficient of Determination (Adjusted):	0.997

ID	Level	Concentration	Rel. Resp.	IS Amount	IS Response	RRF	Used
1	IC 410-300915/3	1.0	0.480498	49.99865	822562.0	0.480498	Y
2	IC 410-300915/4	4.0	2.110424	49.99865	854663.0	0.527606	Y
3	IC 410-300915/5	10.0	5.529106	49.99865	848532.0	0.552911	Y
4	IC 410-300915/6	20.0	10.67867	49.99865	859213.0	0.533934	Y
5	ICIS 410-300915/7	50.0	25.24184	49.99865	878583.0	0.504837	Y
6	IC 410-300915/8	150.0	73.837436	49.99865	911664.0	0.49225	Y
7	IC 410-300915/9	300.0	149.731867	49.99865	926576.0	0.499106	Y

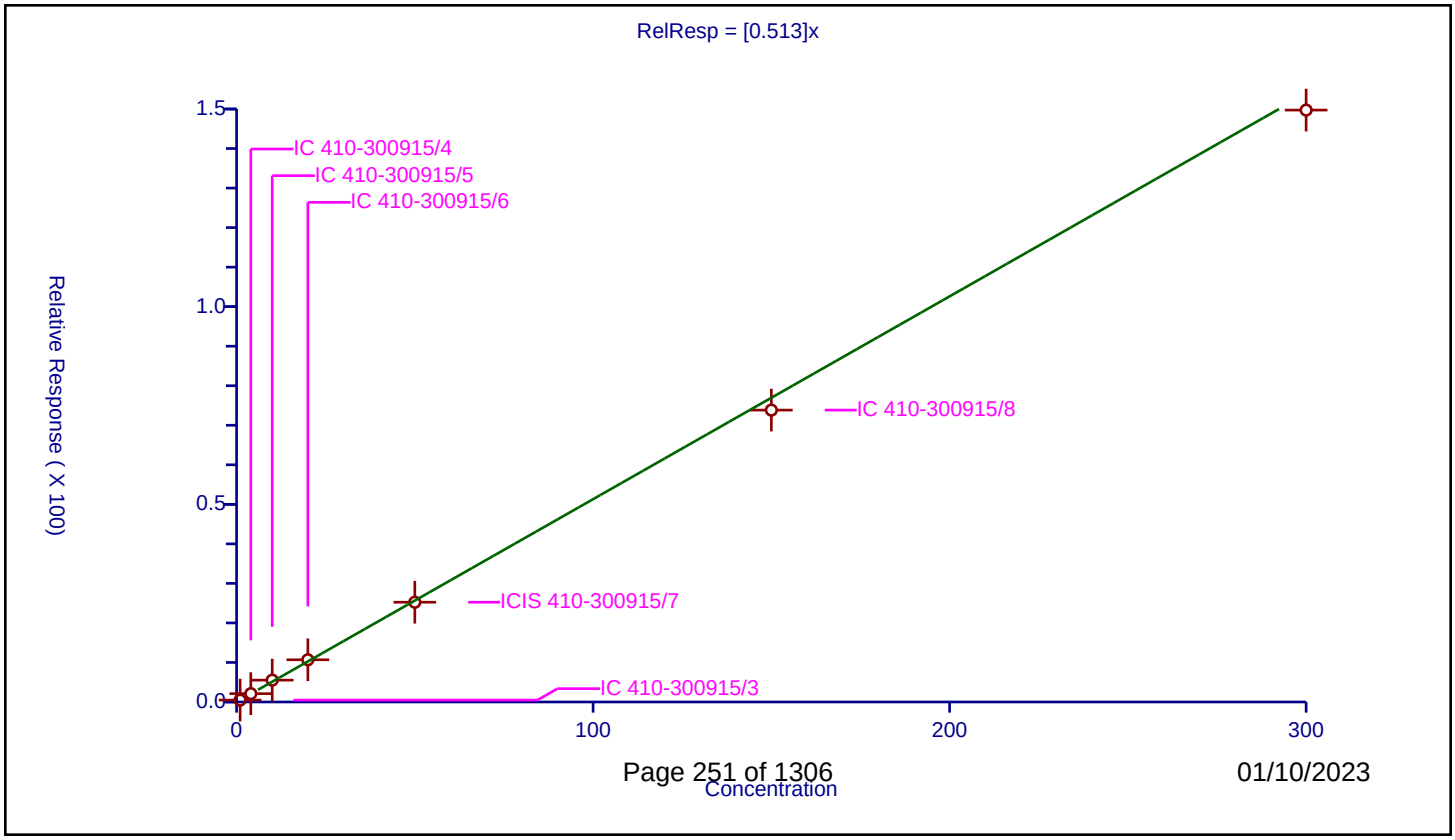

Calibration / Isobutyl alcohol

Curve Type:	Average
Weighting:	Conc_Sq
Origin:	Force
Dependency:	Response
Calib Mode:	ISTD
Response Base:	AREA
RF Rounding:	0

Curve Coefficients

Intercept:	0
Slope:	0.4526

Error Coefficients

Standard Error:	1690000
Relative Standard Error:	5.8
Correlation Coefficient:	1.000
Coefficient of Determination (Adjusted):	0.996

ID	Level	Concentration	Rel. Resp.	IS Amount	IS Response	RRF	Used
1	IC 410-300915/3	12.5	5.009824	249.99325	476950.0	0.400786	Y
2	IC 410-300915/4	50.0	23.12994	249.99325	435225.0	0.462599	Y
3	IC 410-300915/5	125.0	60.813221	249.99325	443584.0	0.486506	Y
4	IC 410-300915/6	250.0	115.618442	249.99325	509280.0	0.462474	Y
5	ICIS 410-300915/7	625.0	278.273936	249.99325	520235.0	0.445238	Y
6	IC 410-300915/8	1875.0	847.868209	249.99325	528309.0	0.452196	Y
7	IC 410-300915/9	3750.0	1717.780049	249.99325	537351.0	0.458075	Y

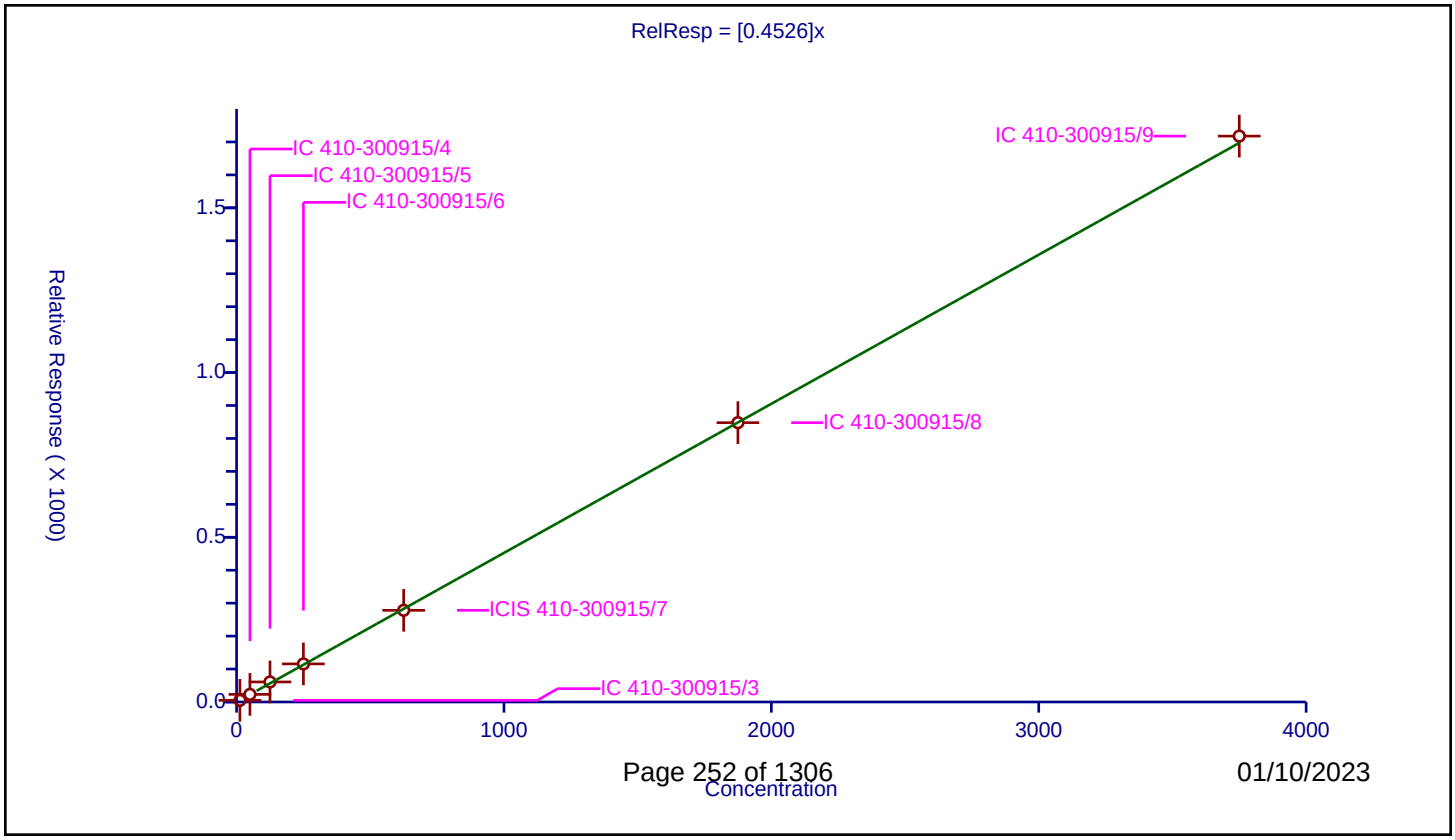

Calibration / 1,2-Dichloroethane-d4 (Surr)

Curve Type:	Average
Weighting:	Conc_Sq
Origin:	Force
Dependency:	Response
Calib Mode:	ISTD
Response Base:	AREA
RF Rounding:	0

Curve Coefficients

Intercept:	0
Slope:	0.05878

Error Coefficients

Standard Error:	55300
Relative Standard Error:	1.7
Correlation Coefficient:	0.00000000000000000000
Coefficient of Determination (Adjusted):	0.000000000000000222

ID	Level	Concentration	Rel. Resp.	IS Amount	IS Response	RRF	Used
1	IC 410-300915/3	49.99865	3.009661	49.99865	822562.0	0.060195	Y
2	IC 410-300915/4	49.99865	2.97074	49.99865	854663.0	0.059416	Y
3	IC 410-300915/5	49.99865	2.921319	49.99865	848532.0	0.058428	Y
4	IC 410-300915/6	49.99865	2.986315	49.99865	859213.0	0.059728	Y
5	ICIS 410-300915/7	49.99865	2.92207	49.99865	878583.0	0.058443	Y
6	IC 410-300915/8	49.99865	2.887389	49.99865	911664.0	0.057749	Y
7	IC 410-300915/9	49.99865	2.873999	49.99865	926576.0	0.057482	Y

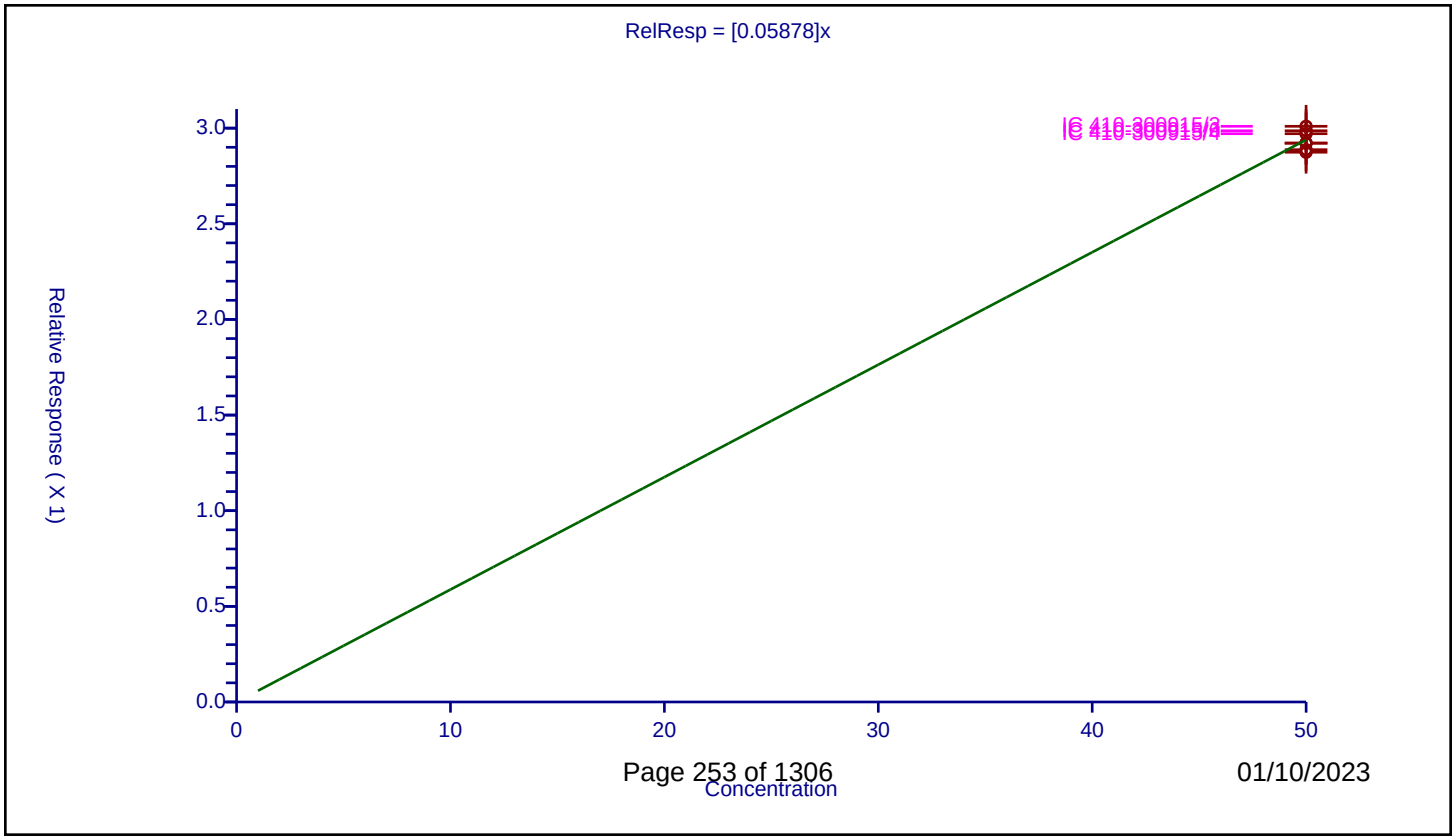

Calibration / Benzene

Curve Type:	Average
Weighting:	Conc_Sq
Origin:	Force
Dependency:	Response
Calib Mode:	ISTD
Response Base:	AREA
RF Rounding:	0

Curve Coefficients

Intercept:	0
Slope:	1.519

Error Coefficients

Standard Error:	3760000
Relative Standard Error:	4.6
Correlation Coefficient:	1.000
Coefficient of Determination (Adjusted):	0.998

ID	Level	Concentration	Rel. Resp.	IS Amount	IS Response	RRF	Used
1	IC 410-300915/3	1.0	1.436084	49.99865	822562.0	1.436084	Y
2	IC 410-300915/4	4.0	6.253056	49.99865	854663.0	1.563264	Y
3	IC 410-300915/5	10.0	16.279677	49.99865	848532.0	1.627968	Y
4	IC 410-300915/6	20.0	31.450316	49.99865	859213.0	1.572516	Y
5	ICIS 410-300915/7	50.0	75.026856	49.99865	878583.0	1.500537	Y
6	IC 410-300915/8	150.0	219.905839	49.99865	911664.0	1.466039	Y
7	IC 410-300915/9	300.0	440.480252	49.99865	926576.0	1.468268	Y

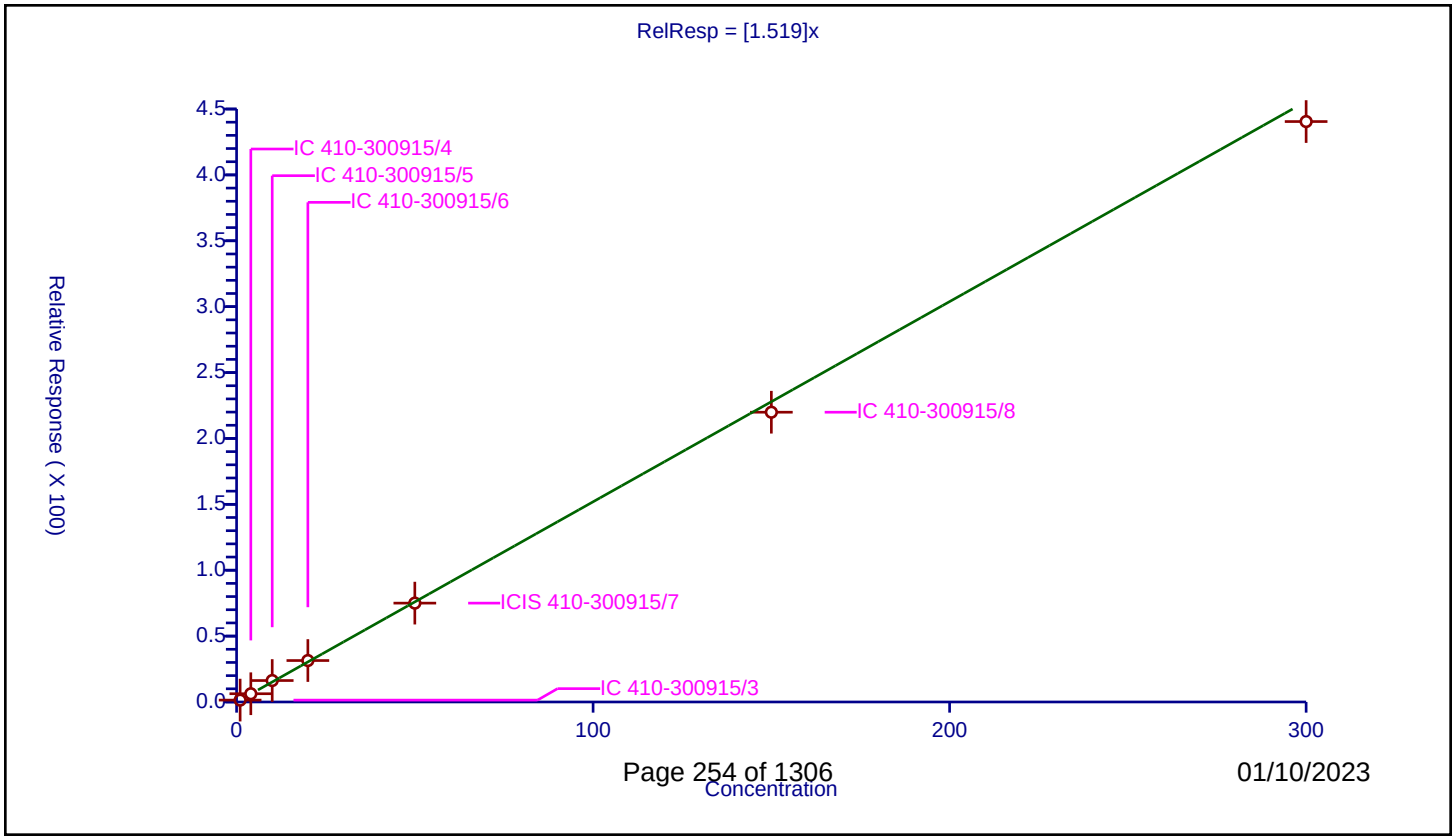

Calibration / 1,2-Dichloroethane

Curve Type:	Average
Weighting:	Conc_Sq
Origin:	Force
Dependency:	Response
Calib Mode:	ISTD
Response Base:	AREA
RF Rounding:	0

Curve Coefficients

Intercept:	0
Slope:	0.5132

Error Coefficients

Standard Error:	1260000
Relative Standard Error:	4.0
Correlation Coefficient:	1.000
Coefficient of Determination (Adjusted):	0.998

ID	Level	Concentration	Rel. Resp.	IS Amount	IS Response	RRF	Used
1	IC 410-300915/3	1.0	0.547664	49.99865	822562.0	0.547664	Y
2	IC 410-300915/4	4.0	2.037707	49.99865	854663.0	0.509427	Y
3	IC 410-300915/5	10.0	5.230127	49.99865	848532.0	0.523013	Y
4	IC 410-300915/6	20.0	10.540291	49.99865	859213.0	0.527015	Y
5	ICIS 410-300915/7	50.0	25.122048	49.99865	878583.0	0.502441	Y
6	IC 410-300915/8	150.0	73.54556	49.99865	911664.0	0.490304	Y
7	IC 410-300915/9	300.0	147.771746	49.99865	926576.0	0.492572	Y

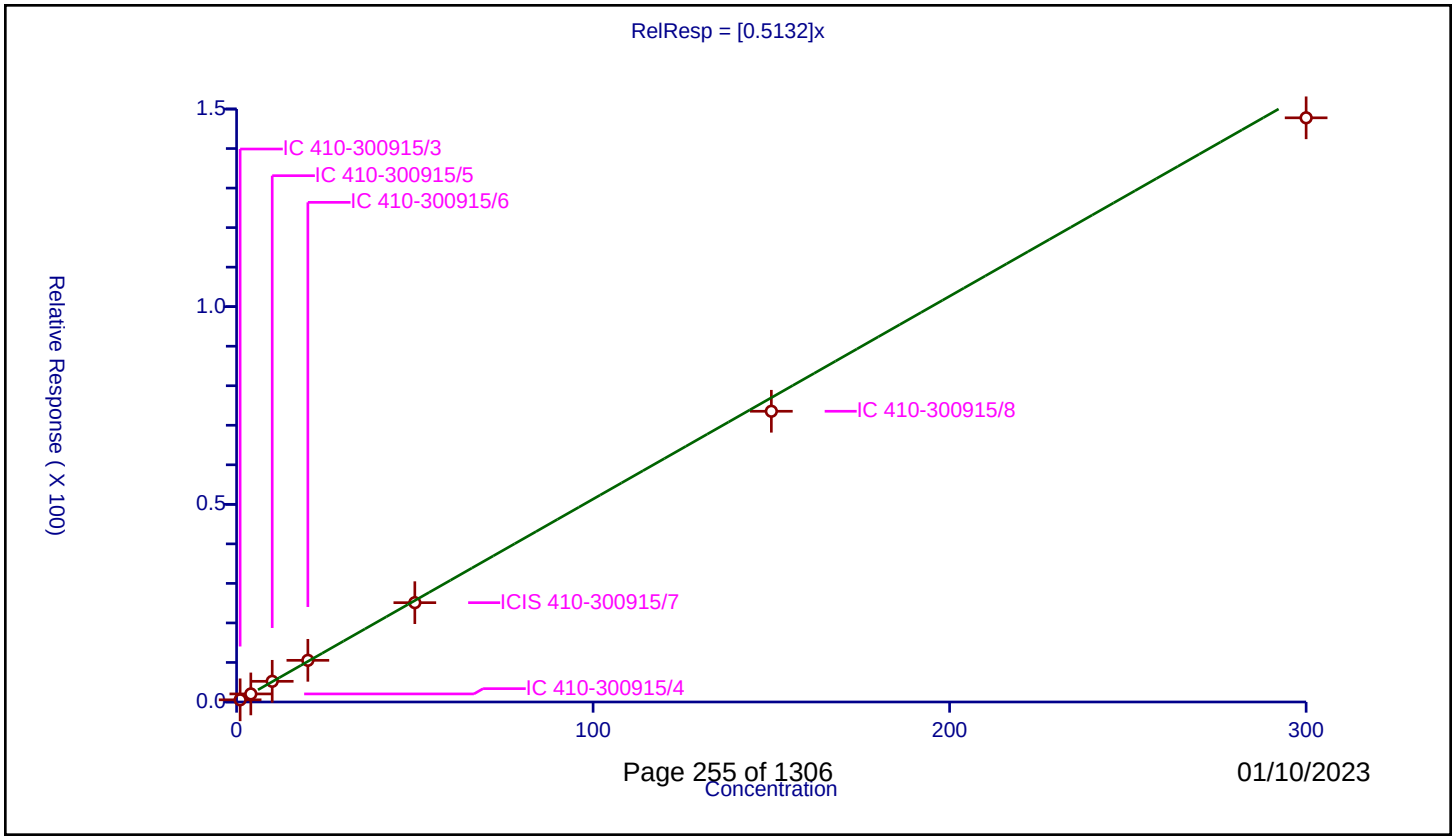

Calibration / Tert-amyl methyl ether

Curve Type:	Average
Weighting:	Conc_Sq
Origin:	Force
Dependency:	Response
Calib Mode:	ISTD
Response Base:	AREA
RF Rounding:	0

Curve Coefficients

Intercept:	0
Slope:	1.107

Error Coefficients

Standard Error:	2730000
Relative Standard Error:	3.2
Correlation Coefficient:	1.000
Coefficient of Determination (Adjusted):	0.999

ID	Level	Concentration	Rel. Resp.	IS Amount	IS Response	RRF	Used
1	IC 410-300915/3	1.0	1.09235	49.99865	822562.0	1.09235	Y
2	IC 410-300915/4	4.0	4.40419	49.99865	854663.0	1.101048	Y
3	IC 410-300915/5	10.0	11.555646	49.99865	848532.0	1.155565	Y
4	IC 410-300915/6	20.0	23.118847	49.99865	859213.0	1.155942	Y
5	ICIS 410-300915/7	50.0	54.904941	49.99865	878583.0	1.098099	Y
6	IC 410-300915/8	150.0	163.239562	49.99865	911664.0	1.088264	Y
7	IC 410-300915/9	300.0	317.936786	49.99865	926576.0	1.059789	Y

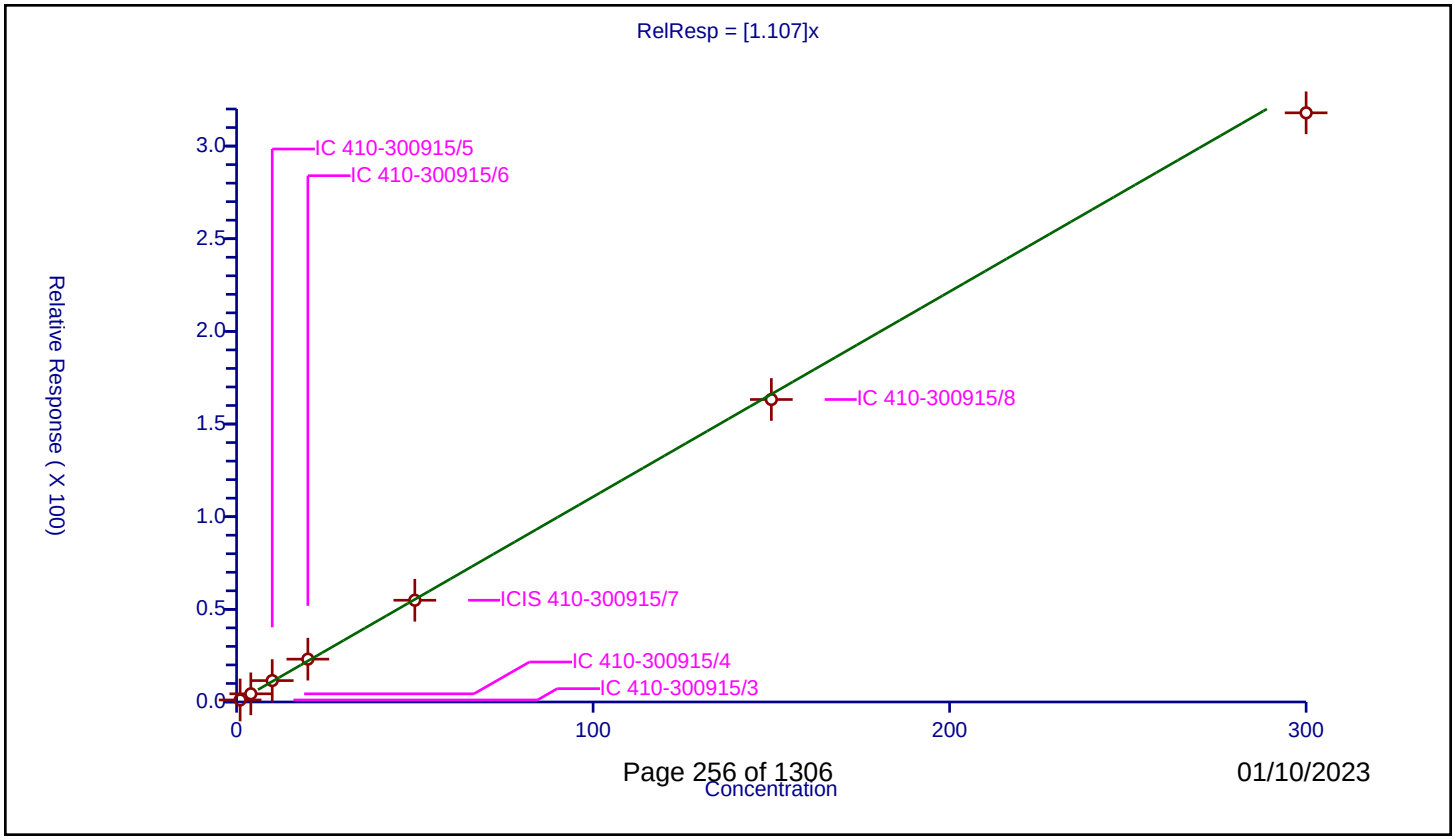

Calibration / n-Heptane

Curve Type:	Average
Weighting:	Conc_Sq
Origin:	Force
Dependency:	Response
Calib Mode:	ISTD
Response Base:	AREA
RF Rounding:	0

Curve Coefficients

Intercept:	0
Slope:	0.647

Error Coefficients

Standard Error:	1600000
Relative Standard Error:	5.9
Correlation Coefficient:	1.000
Coefficient of Determination (Adjusted):	0.996

ID	Level	Concentration	Rel. Resp.	IS Amount	IS Response	RRF	Used
1	IC 410-300915/3	1.0	0.592827	49.99865	822562.0	0.592827	Y
2	IC 410-300915/4	4.0	2.674608	49.99865	854663.0	0.668652	Y
3	IC 410-300915/5	10.0	7.059355	49.99865	848532.0	0.705935	Y
4	IC 410-300915/6	20.0	13.465506	49.99865	859213.0	0.673275	Y
5	ICIS 410-300915/7	50.0	31.870346	49.99865	878583.0	0.637407	Y
6	IC 410-300915/8	150.0	94.536828	49.99865	911664.0	0.630246	Y
7	IC 410-300915/9	300.0	186.277531	49.99865	926576.0	0.620925	Y

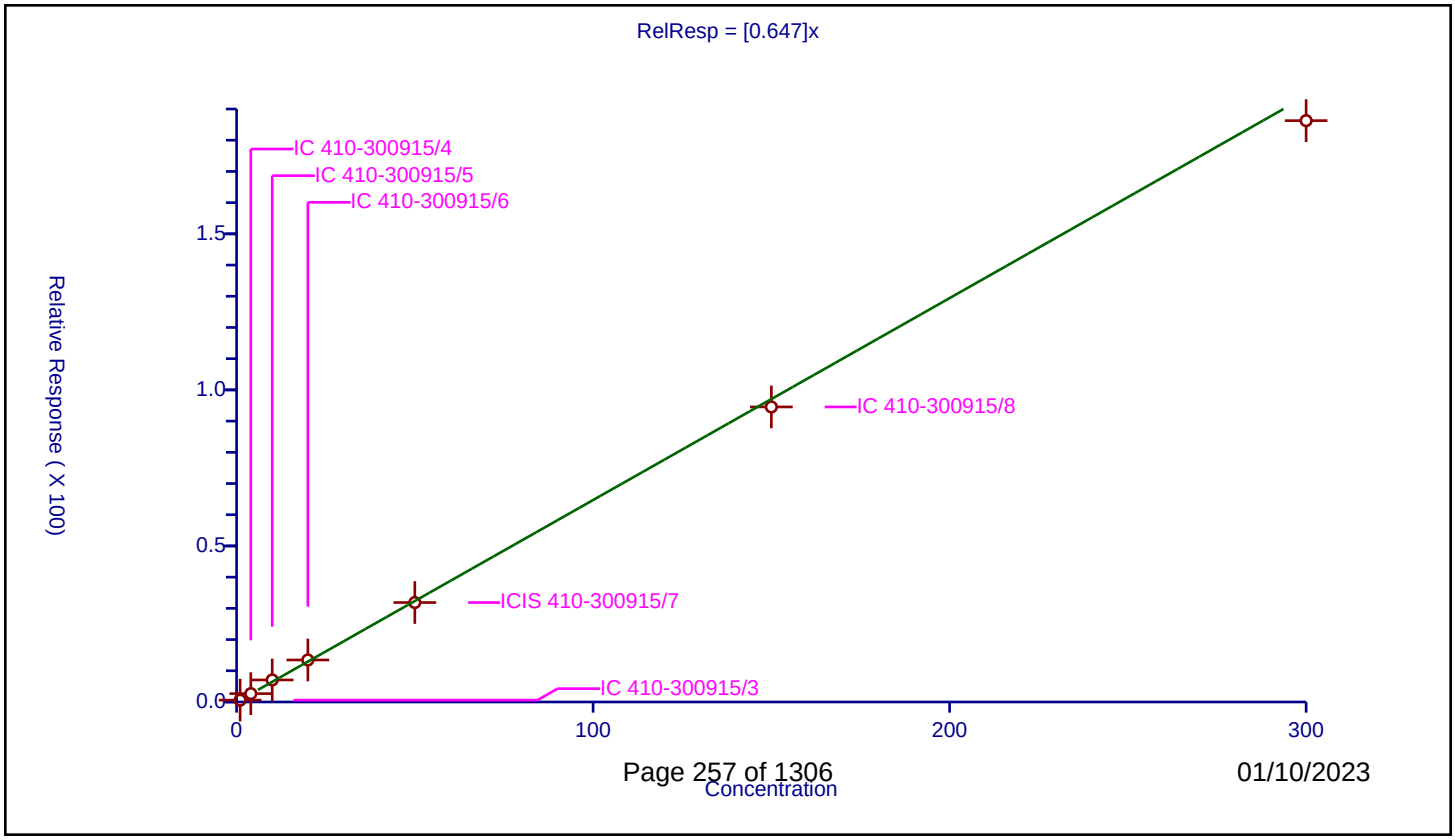

Calibration / n-Butanol

Curve Type:	Average
Weighting:	Conc_Sq
Origin:	Force
Dependency:	Response
Calib Mode:	ISTD
Response Base:	AREA
RF Rounding:	0

Curve Coefficients

Intercept:	0
Slope:	0.3693

Error Coefficients

Standard Error:	1410000
Relative Standard Error:	7.2
Correlation Coefficient:	1.000
Coefficient of Determination (Adjusted):	0.994

ID	Level	Concentration	Rel. Resp.	IS Amount	IS Response	RRF	Used
1	IC 410-300915/3	12.5	3.888667	249.99325	476950.0	0.311093	Y
2	IC 410-300915/4	50.0	18.364143	249.99325	435225.0	0.367283	Y
3	IC 410-300915/5	125.0	48.282674	249.99325	443584.0	0.386261	Y
4	IC 410-300915/6	250.0	96.013843	249.99325	509280.0	0.384055	Y
5	ICIS 410-300915/7	625.0	237.39784	249.99325	520235.0	0.379837	Y
6	IC 410-300915/8	1875.0	703.81294	249.99325	528309.0	0.375367	Y
7	IC 410-300915/9	3750.0	1429.305542	249.99325	537351.0	0.381148	Y

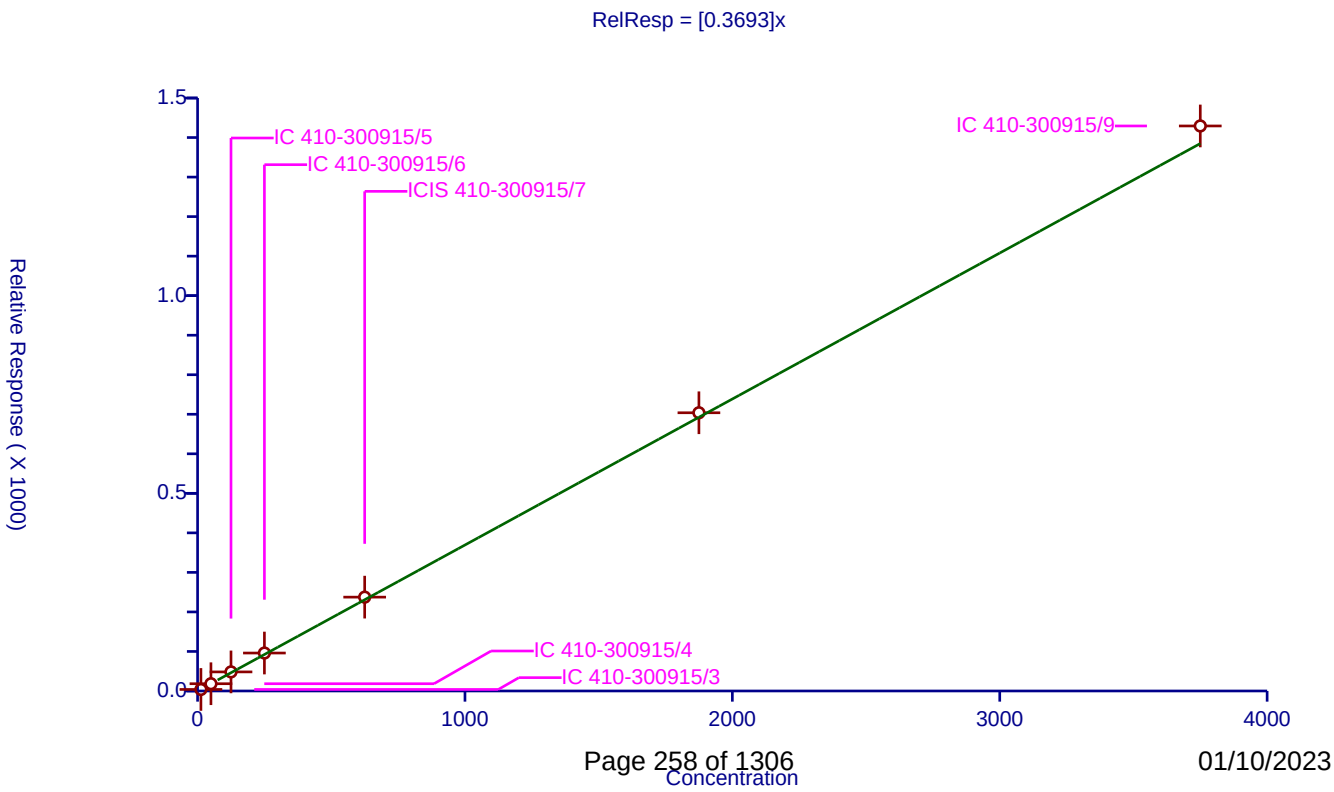

Calibration / Trichloroethene

Curve Type:	Average
Weighting:	Conc_Sq
Origin:	Force
Dependency:	Response
Calib Mode:	ISTD
Response Base:	AREA
RF Rounding:	0

Curve Coefficients

Intercept:	0
Slope:	0.369

Error Coefficients

Standard Error:	896000
Relative Standard Error:	5.1
Correlation Coefficient:	1.000
Coefficient of Determination (Adjusted):	0.997

ID	Level	Concentration	Rel. Resp.	IS Amount	IS Response	RRF	Used
1	IC 410-300915/3	1.0	0.345436	49.99865	822562.0	0.345436	Y
2	IC 410-300915/4	4.0	1.50254	49.99865	854663.0	0.375635	Y
3	IC 410-300915/5	10.0	3.898982	49.99865	848532.0	0.389898	Y
4	IC 410-300915/6	20.0	7.806875	49.99865	859213.0	0.390344	Y
5	ICIS 410-300915/7	50.0	18.738304	49.99865	878583.0	0.374766	Y
6	IC 410-300915/8	150.0	53.959103	49.99865	911664.0	0.359727	Y
7	IC 410-300915/9	300.0	104.078398	49.99865	926576.0	0.346928	Y

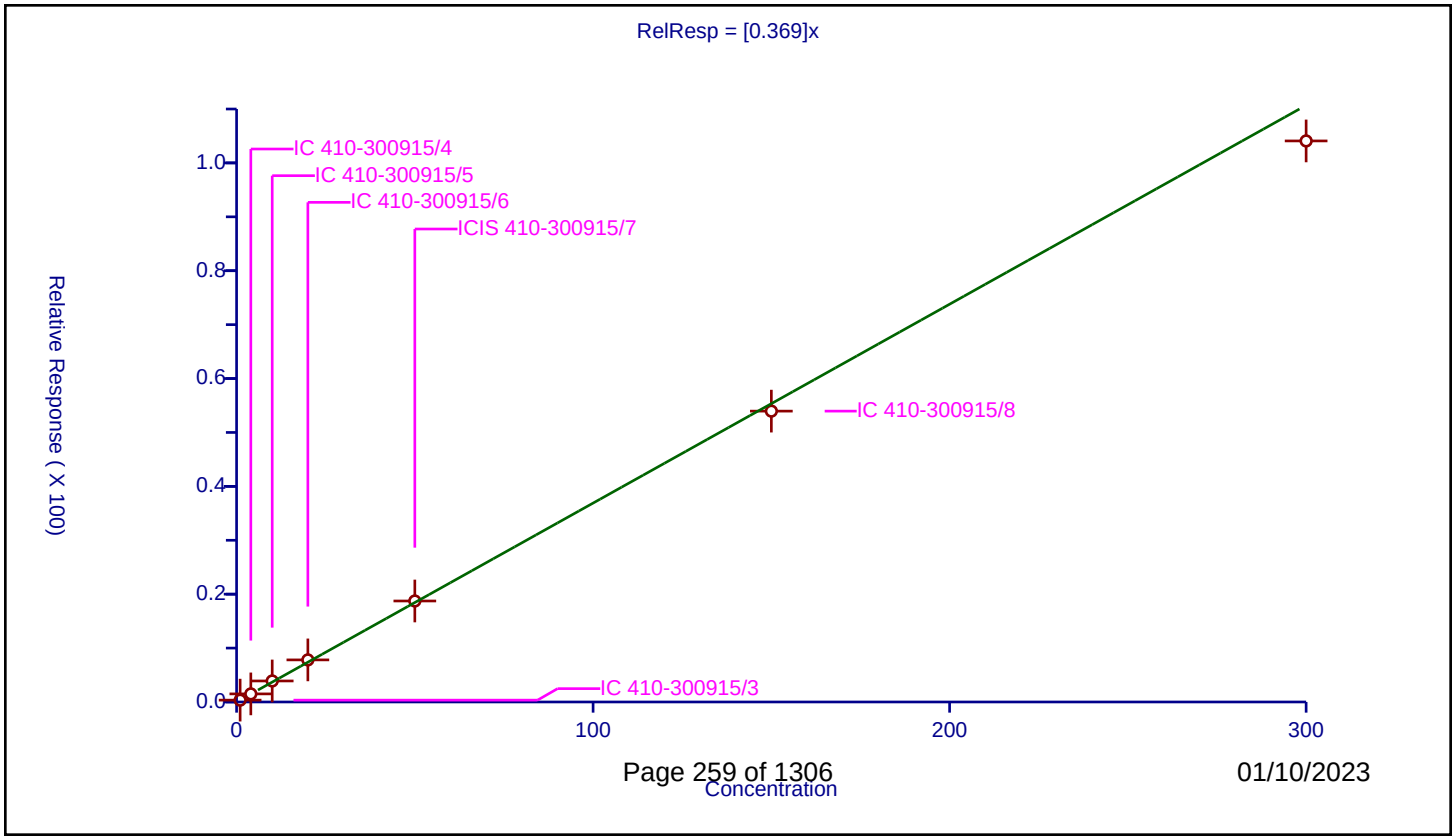

Calibration / Methylcyclohexane

Curve Type:	Average
Weighting:	Conc_Sq
Origin:	Force
Dependency:	Response
Calib Mode:	ISTD
Response Base:	AREA
RF Rounding:	0

Curve Coefficients

Intercept:	0
Slope:	0.6352

Error Coefficients

Standard Error:	1590000
Relative Standard Error:	6.8
Correlation Coefficient:	1.000
Coefficient of Determination (Adjusted):	0.995

ID	Level	Concentration	Rel. Resp.	IS Amount	IS Response	RRF	Used
1	IC 410-300915/3	1.0	0.558058	49.99865	822562.0	0.558058	Y
2	IC 410-300915/4	4.0	2.573635	49.99865	854663.0	0.643409	Y
3	IC 410-300915/5	10.0	6.947576	49.99865	848532.0	0.694758	Y
4	IC 410-300915/6	20.0	13.37077	49.99865	859213.0	0.668539	Y
5	ICIS 410-300915/7	50.0	31.900735	49.99865	878583.0	0.638015	Y
6	IC 410-300915/8	150.0	93.140408	49.99865	911664.0	0.620936	Y
7	IC 410-300915/9	300.0	186.76226	49.99865	926576.0	0.622541	Y

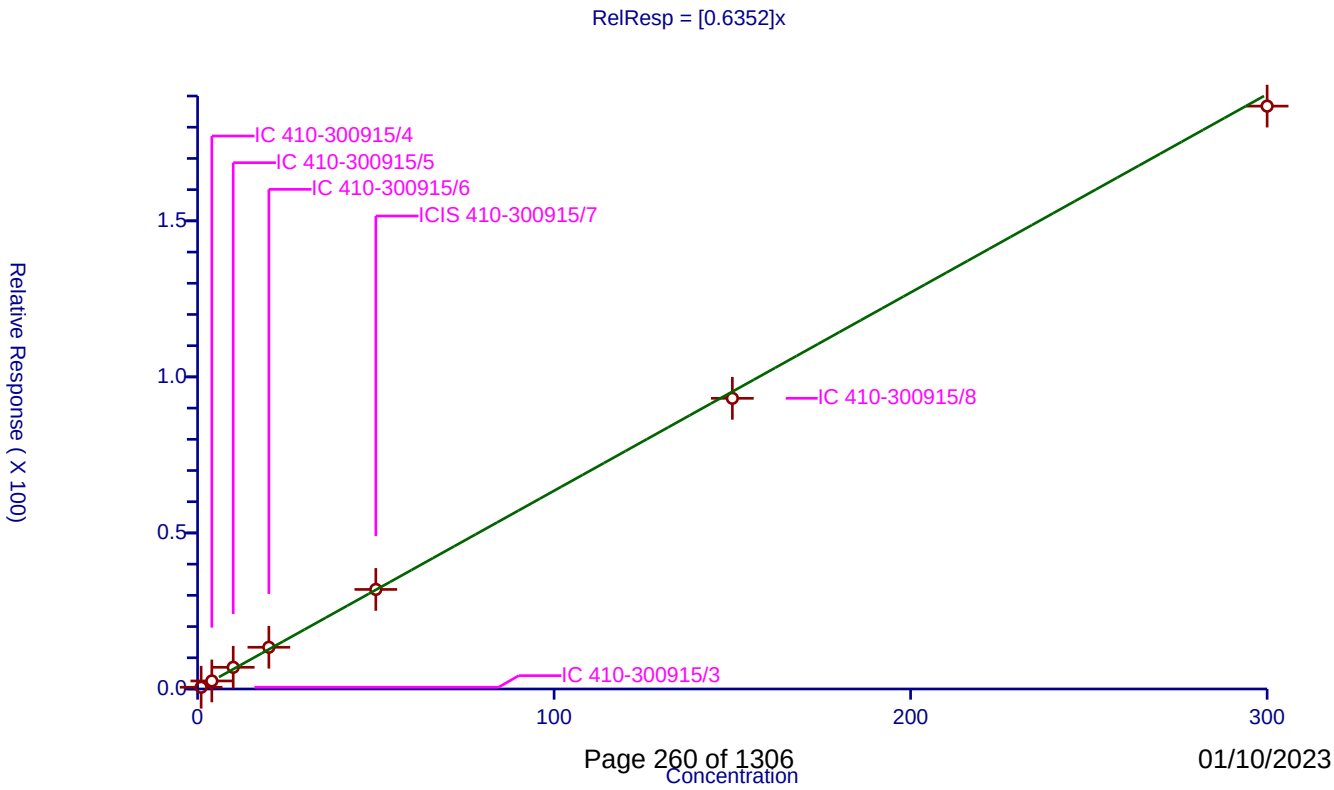

Calibration / 1,2-Dichloropropane

Curve Type:	Average
Weighting:	Conc_Sq
Origin:	Force
Dependency:	Response
Calib Mode:	ISTD
Response Base:	AREA
RF Rounding:	0

Curve Coefficients

Intercept:	0
Slope:	0.4165

Error Coefficients

Standard Error:	1050000
Relative Standard Error:	4.0
Correlation Coefficient:	1.000
Coefficient of Determination (Adjusted):	0.998

ID	Level	Concentration	Rel. Resp.	IS Amount	IS Response	RRF	Used
1	IC 410-300915/3	1.0	0.389443	49.99865	822562.0	0.389443	Y
2	IC 410-300915/4	4.0	1.686409	49.99865	854663.0	0.421602	Y
3	IC 410-300915/5	10.0	4.381272	49.99865	848532.0	0.438127	Y
4	IC 410-300915/6	20.0	8.674332	49.99865	859213.0	0.433717	Y
5	ICIS 410-300915/7	50.0	20.648203	49.99865	878583.0	0.412964	Y
6	IC 410-300915/8	150.0	60.931769	49.99865	911664.0	0.406212	Y
7	IC 410-300915/9	300.0	123.995871	49.99865	926576.0	0.41332	Y

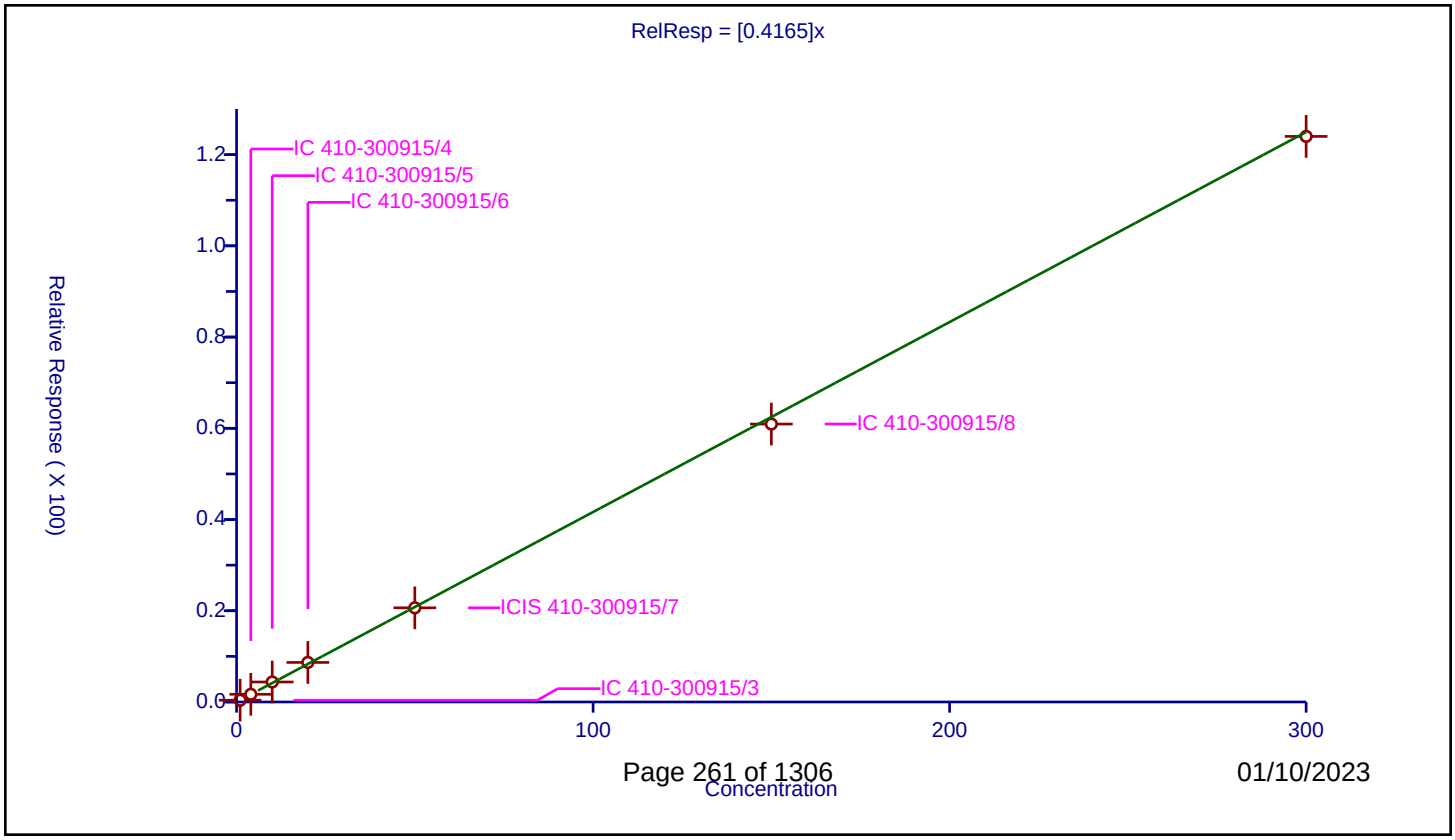

Calibration / 2-ethoxy-2-methyl butane

Curve Type:	Average
Weighting:	Conc_Sq
Origin:	Force
Dependency:	Response
Calib Mode:	ISTD
Response Base:	AREA
RF Rounding:	0

Curve Coefficients

Intercept:	0
Slope:	0.545

Error Coefficients

Standard Error:	1390000
Relative Standard Error:	3.9
Correlation Coefficient:	1.000
Coefficient of Determination (Adjusted):	0.998

ID	Level	Concentration	Rel. Resp.	IS Amount	IS Response	RRF	Used
1	IC 410-300915/3	1.0	0.502806	49.99865	822562.0	0.502806	Y
2	IC 410-300915/4	4.0	2.178636	49.99865	854663.0	0.544659	Y
3	IC 410-300915/5	10.0	5.693385	49.99865	848532.0	0.569339	Y
4	IC 410-300915/6	20.0	11.278622	49.99865	859213.0	0.563931	Y
5	ICIS 410-300915/7	50.0	27.456369	49.99865	878583.0	0.549127	Y
6	IC 410-300915/8	150.0	80.934816	49.99865	911664.0	0.539565	Y
7	IC 410-300915/9	300.0	163.606716	49.99865	926576.0	0.545356	Y

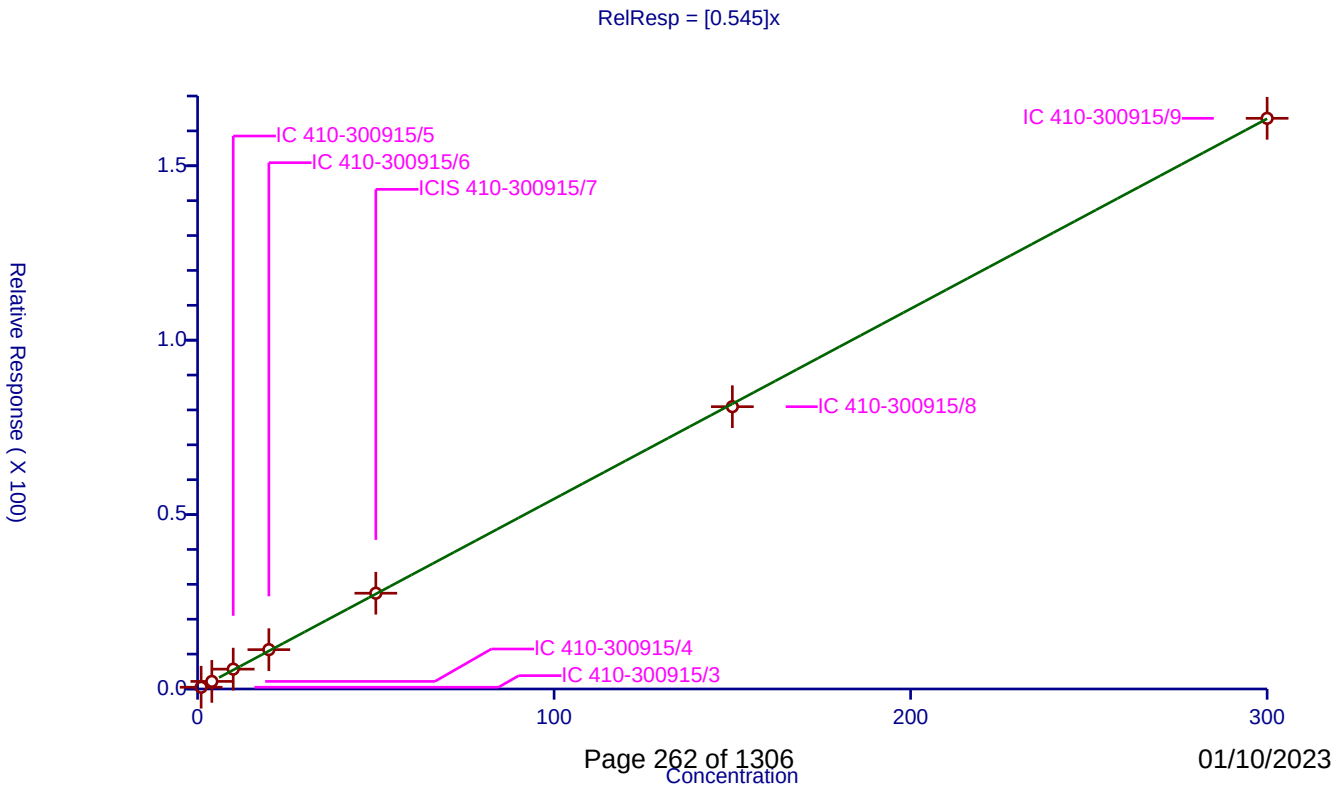

Calibration / 1,4-Dioxane

Curve Type:	Average
Weighting:	Conc_Sq
Origin:	Force
Dependency:	Response
Calib Mode:	ISTD
Response Base:	AREA
RF Rounding:	0

Curve Coefficients

Intercept:	0
Slope:	0.0642

Error Coefficients

Standard Error:	239000
Relative Standard Error:	19.5
Correlation Coefficient:	1.000
Coefficient of Determination (Adjusted):	0.963

ID	Level	Concentration	Rel. Resp.	IS Amount	IS Response	RRF	Used
1	IC 410-300915/3	12.5	0.457059	249.99325	476950.0	0.036565	Y
2	IC 410-300915/4	50.0	3.573343	249.99325	435225.0	0.071467	Y
3	IC 410-300915/5	125.0	8.781076	249.99325	443584.0	0.070249	Y
4	IC 410-300915/6	250.0	17.915987	249.99325	509280.0	0.071664	Y
5	ICIS 410-300915/7	625.0	43.656976	249.99325	520235.0	0.069851	Y
6	IC 410-300915/8	1875.0	123.196354	249.99325	528309.0	0.065705	Y
7	IC 410-300915/9	3750.0	239.687416	249.99325	537351.0	0.063917	Y

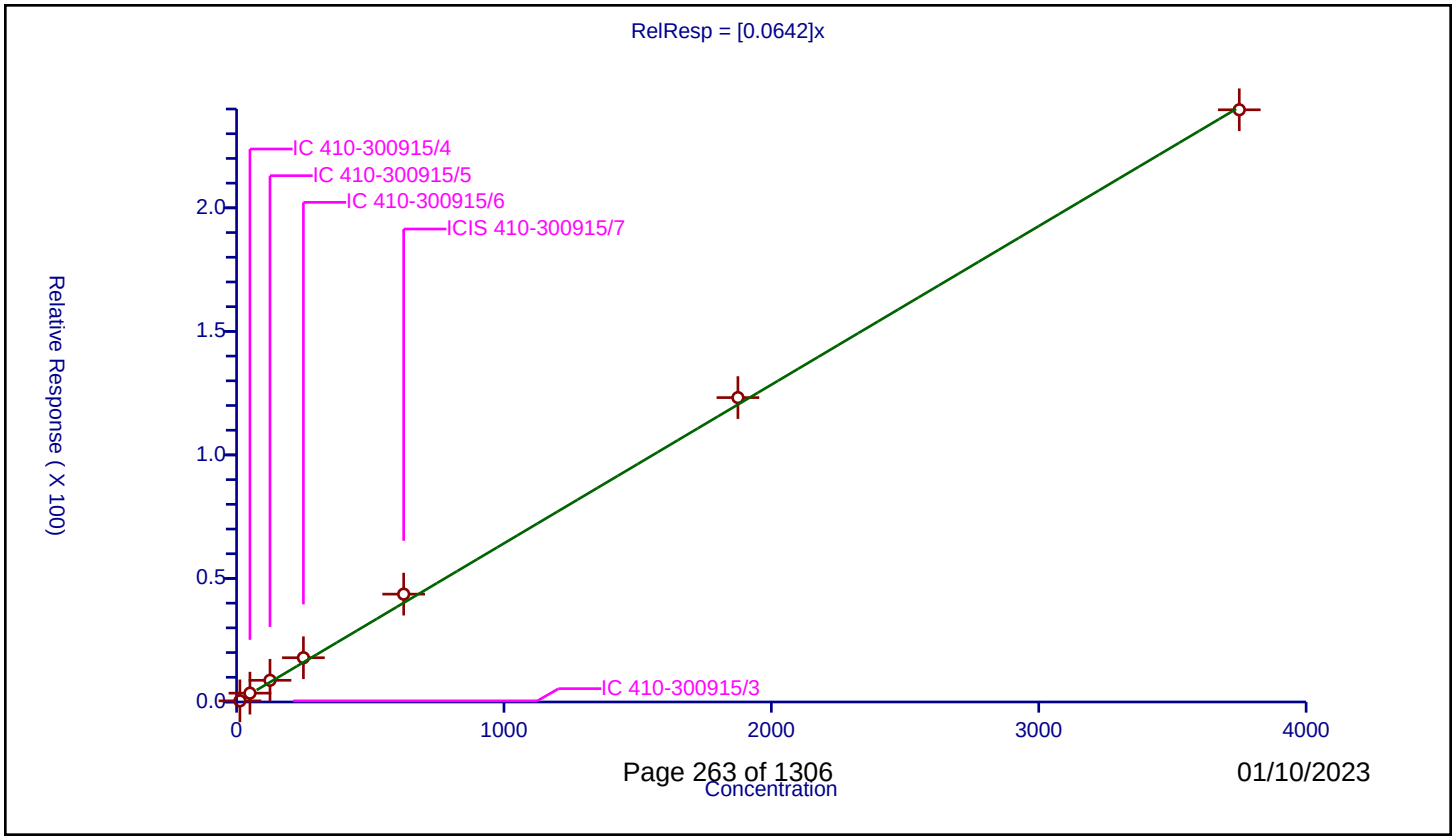

Calibration / Dibromomethane

Curve Type:	Average
Weighting:	Conc_Sq
Origin:	Force
Dependency:	Response
Calib Mode:	ISTD
Response Base:	AREA
RF Rounding:	0

Curve Coefficients

Intercept:	0
Slope:	0.2131

Error Coefficients

Standard Error:	546000
Relative Standard Error:	3.3
Correlation Coefficient:	1.000
Coefficient of Determination (Adjusted):	0.999

ID	Level	Concentration	Rel. Resp.	IS Amount	IS Response	RRF	Used
1	IC 410-300915/3	1.0	0.200891	49.99865	822562.0	0.200891	Y
2	IC 410-300915/4	4.0	0.837851	49.99865	854663.0	0.209463	Y
3	IC 410-300915/5	10.0	2.182122	49.99865	848532.0	0.218212	Y
4	IC 410-300915/6	20.0	4.441677	49.99865	859213.0	0.222084	Y
5	ICIS 410-300915/7	50.0	10.876254	49.99865	878583.0	0.217525	Y
6	IC 410-300915/8	150.0	31.423119	49.99865	911664.0	0.209487	Y
7	IC 410-300915/9	300.0	64.234712	49.99865	926576.0	0.214116	Y

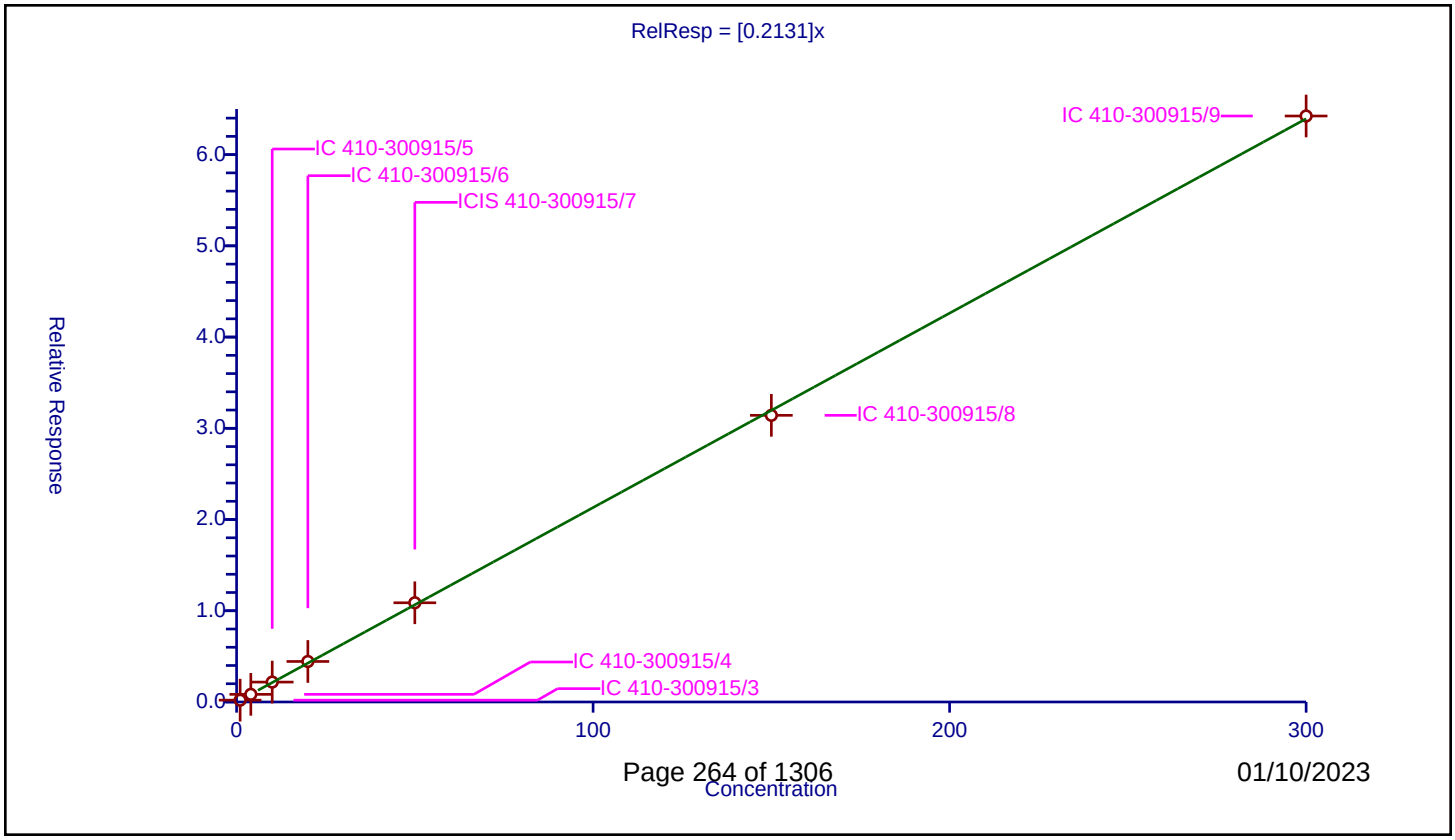

01/10/2023

Calibration / Methyl methacrylate

Curve Type:	Average
Weighting:	Conc_Sq
Origin:	Force
Dependency:	Response
Calib Mode:	ISTD
Response Base:	AREA
RF Rounding:	0

Curve Coefficients

Intercept:	0
Slope:	0.3806

Error Coefficients

Standard Error:	1040000
Relative Standard Error:	5.8
Correlation Coefficient:	0.999
Coefficient of Determination (Adjusted):	0.996

ID	Level	Concentration	Rel. Resp.	IS Amount	IS Response	RRF	Used
1	IC 410-300915/3	1.0	0.3427	49.99865	822562.0	0.3427	Y
2	IC 410-300915/4	4.0	1.44948	49.99865	854663.0	0.36237	Y
3	IC 410-300915/5	10.0	3.805175	49.99865	848532.0	0.380518	Y
4	IC 410-300915/6	20.0	7.779875	49.99865	859213.0	0.388994	Y
5	ICIS 410-300915/7	50.0	19.364523	49.99865	878583.0	0.38729	Y
6	IC 410-300915/8	150.0	58.661092	49.99865	911664.0	0.391074	Y
7	IC 410-300915/9	300.0	123.316398	49.99865	926576.0	0.411055	Y

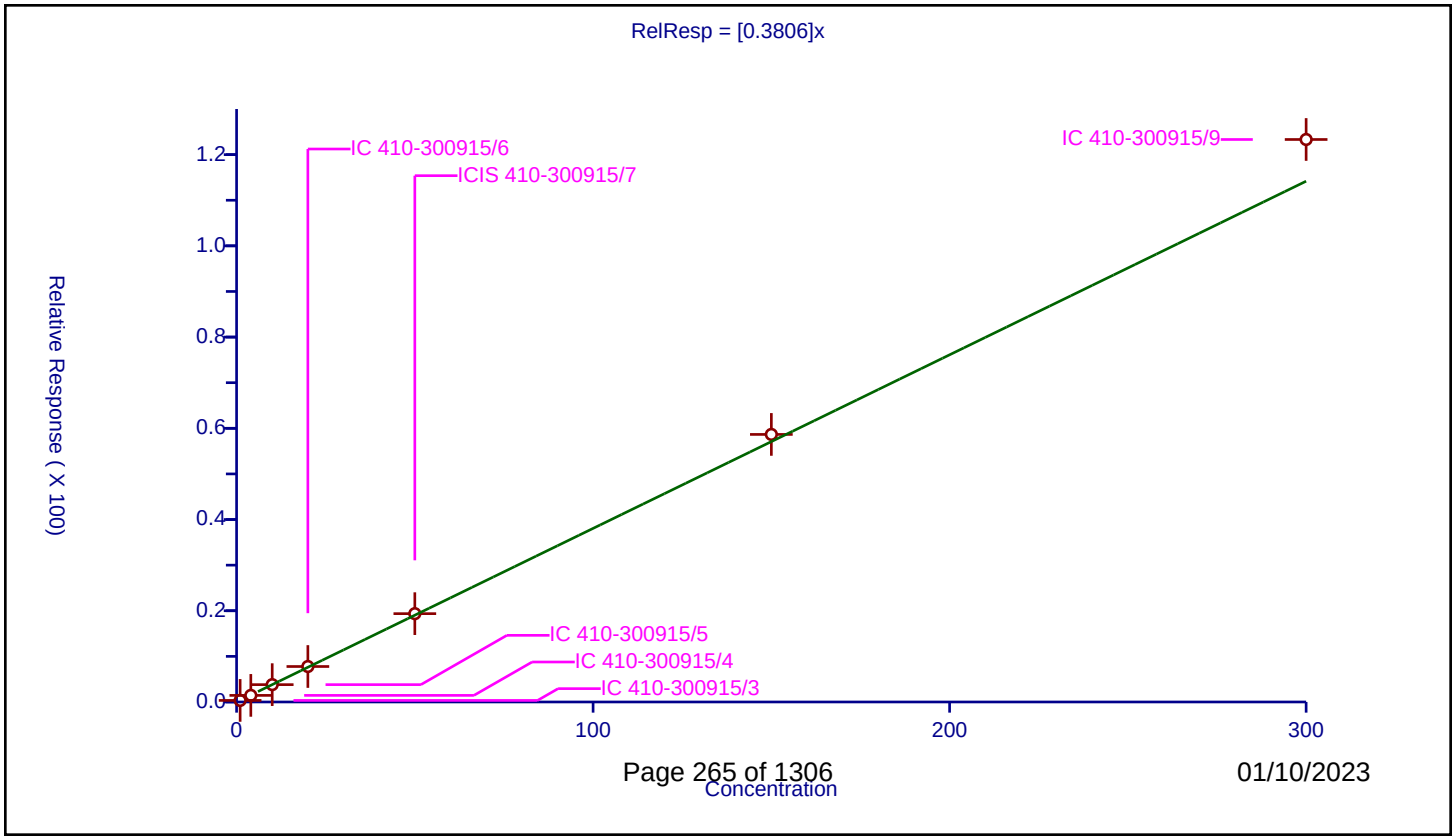

Calibration / Dichlorobromomethane

Curve Type:	Average
Weighting:	Conc_Sq
Origin:	Force
Dependency:	Response
Calib Mode:	ISTD
Response Base:	AREA
RF Rounding:	0

Curve Coefficients

Intercept:	0
Slope:	0.4278

Error Coefficients

Standard Error:	1150000
Relative Standard Error:	7.1
Correlation Coefficient:	1.000
Coefficient of Determination (Adjusted):	0.995

ID	Level	Concentration	Rel. Resp.	IS Amount	IS Response	RRF	Used
1	IC 410-300915/3	1.0	0.362881	49.99865	822562.0	0.362881	Y
2	IC 410-300915/4	4.0	1.678979	49.99865	854663.0	0.419745	Y
3	IC 410-300915/5	10.0	4.446913	49.99865	848532.0	0.444691	Y
4	IC 410-300915/6	20.0	8.842679	49.99865	859213.0	0.442134	Y
5	ICIS 410-300915/7	50.0	21.656618	49.99865	878583.0	0.433132	Y
6	IC 410-300915/8	150.0	66.043328	49.99865	911664.0	0.440289	Y
7	IC 410-300915/9	300.0	135.546689	49.99865	926576.0	0.451822	Y

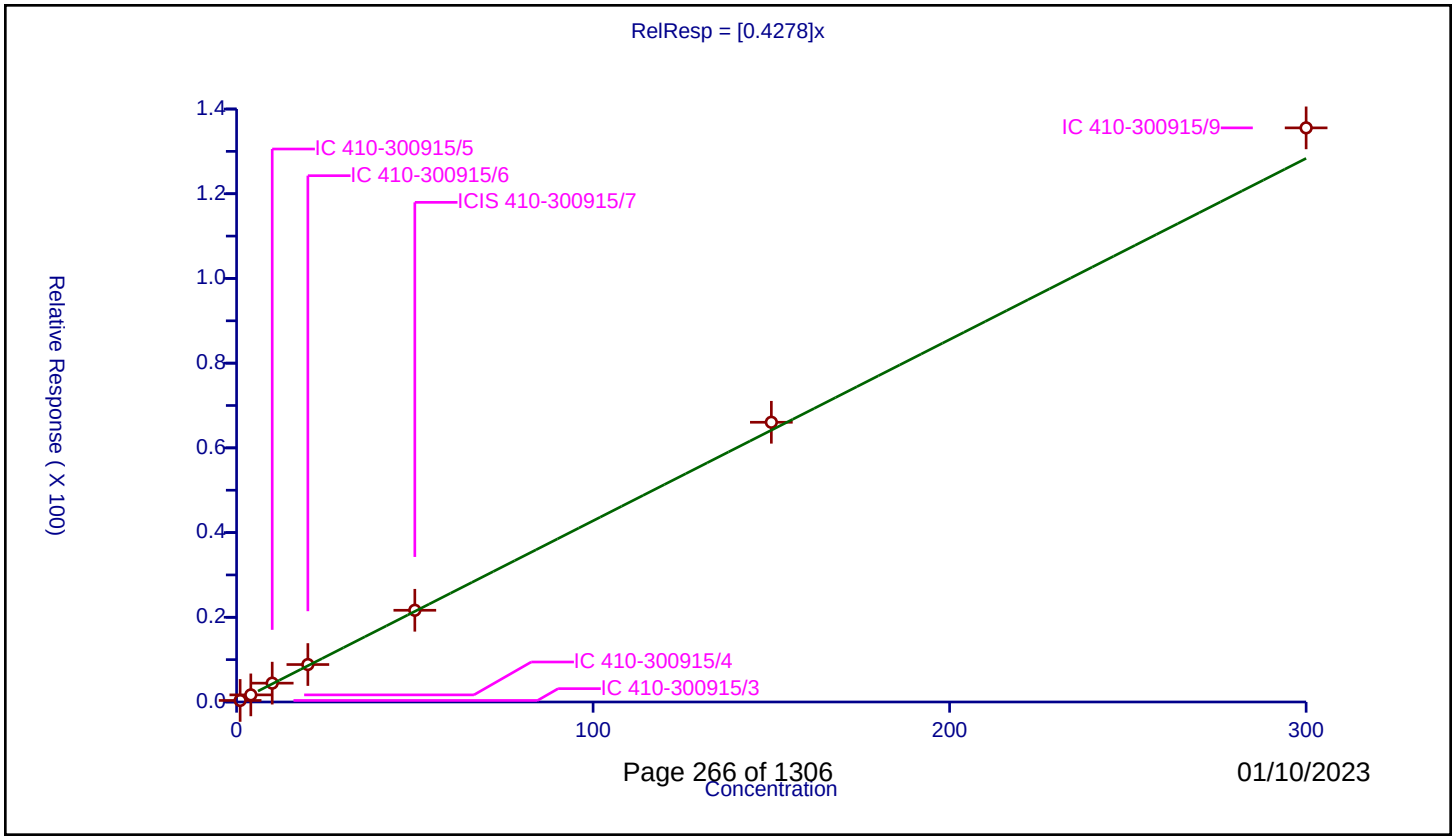

Calibration / 2-Nitropropane

Curve Type:	Average
Weighting:	Conc_Sq
Origin:	Force
Dependency:	Response
Calib Mode:	ISTD
Response Base:	AREA
RF Rounding:	0

Curve Coefficients

Intercept:	0
Slope:	1.846

Error Coefficients

Standard Error:	2920000
Relative Standard Error:	7.5
Correlation Coefficient:	0.999
Coefficient of Determination (Adjusted):	0.994

ID	Level	Concentration	Rel. Resp.	IS Amount	IS Response	RRF	Used
1	IC 410-300915/3	5.0	7.925669	249.99325	476950.0	1.585134	Y
2	IC 410-300915/4	20.0	37.276838	249.99325	435225.0	1.863842	Y
3	IC 410-300915/5	50.0	98.731734	249.99325	443584.0	1.974635	Y
4	IC 410-300915/6	100.0	177.205198	249.99325	509280.0	1.772052	Y
5	ICIS 410-300915/7	250.0	460.544813	249.99325	520235.0	1.842179	Y
6	IC 410-300915/8	750.0	1419.145342	249.99325	528309.0	1.892194	Y
7	IC 410-300915/9	1500.0	2988.838088	249.99325	537351.0	1.992559	Y

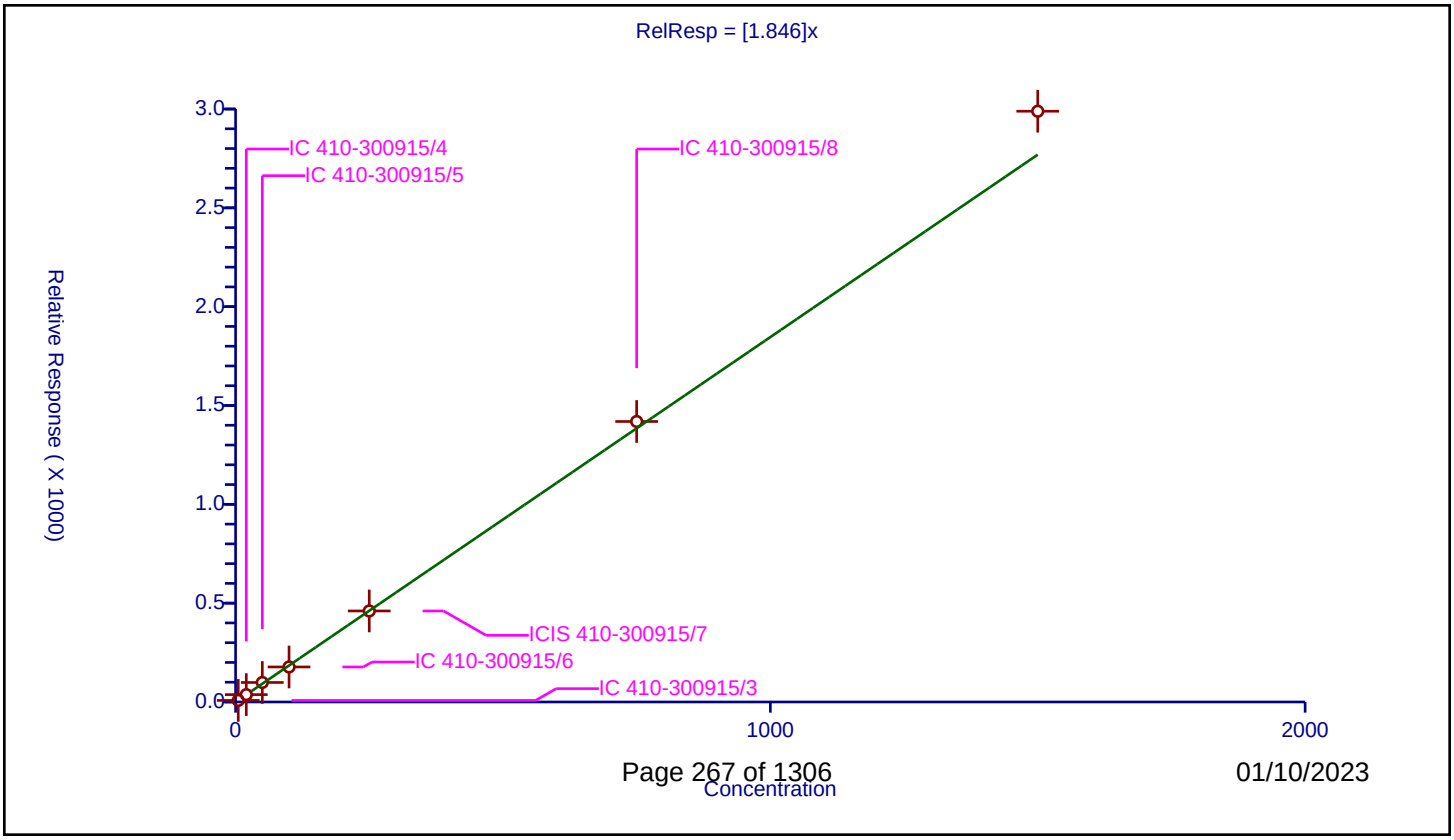

Calibration / 2-Chloroethyl vinyl ether

Curve Type:	Average
Weighting:	Conc_Sq
Origin:	Force
Dependency:	Response
Calib Mode:	ISTD
Response Base:	AREA
RF Rounding:	0

Curve Coefficients

Intercept:	0
Slope:	0.3076

Error Coefficients

Standard Error:	836000
Relative Standard Error:	8.1
Correlation Coefficient:	1.000
Coefficient of Determination (Adjusted):	0.993

ID	Level	Concentration	Rel. Resp.	IS Amount	IS Response	RRF	Used
1	IC 410-300915/3	1.0	0.254199	49.99865	822562.0	0.254199	Y
2	IC 410-300915/4	4.0	1.211497	49.99865	854663.0	0.302874	Y
3	IC 410-300915/5	10.0	3.189776	49.99865	848532.0	0.318978	Y
4	IC 410-300915/6	20.0	6.255148	49.99865	859213.0	0.312757	Y
5	ICIS 410-300915/7	50.0	15.802463	49.99865	878583.0	0.316049	Y
6	IC 410-300915/8	150.0	48.026156	49.99865	911664.0	0.320174	Y
7	IC 410-300915/9	300.0	98.468271	49.99865	926576.0	0.328228	Y

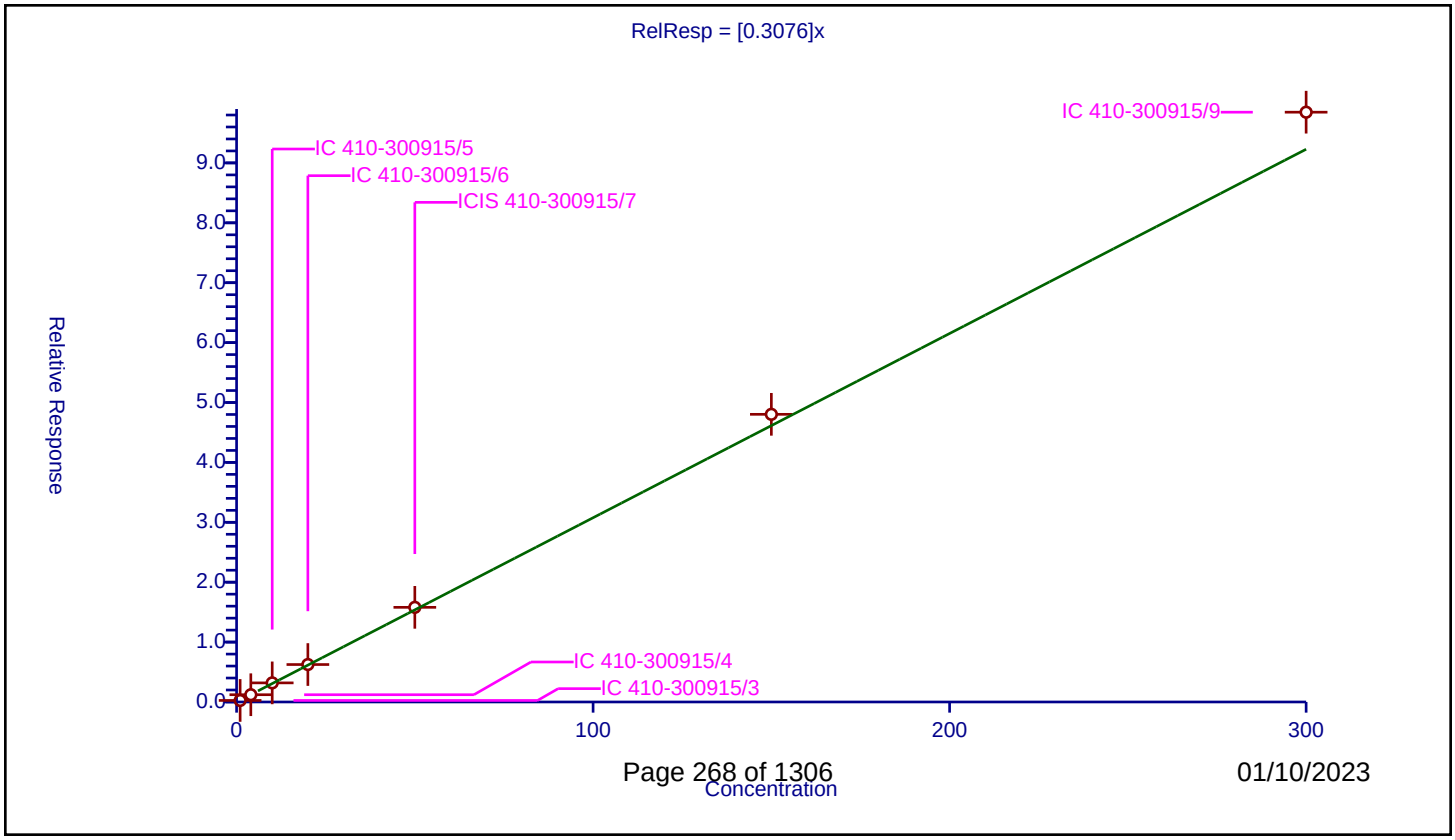

Calibration / cis-1,3-Dichloropropene

Curve Type:	Average
Weighting:	Conc_Sq
Origin:	Force
Dependency:	Response
Calib Mode:	ISTD
Response Base:	AREA
RF Rounding:	0

Curve Coefficients

Intercept:	0
Slope:	0.5973

Error Coefficients

Standard Error:	1600000
Relative Standard Error:	6.5
Correlation Coefficient:	1.000
Coefficient of Determination (Adjusted):	0.995

ID	Level	Concentration	Rel. Resp.	IS Amount	IS Response	RRF	Used
1	IC 410-300915/3	1.0	0.513321	49.99865	822562.0	0.513321	Y
2	IC 410-300915/4	4.0	2.35683	49.99865	854663.0	0.589208	Y
3	IC 410-300915/5	10.0	6.163066	49.99865	848532.0	0.616307	Y
4	IC 410-300915/6	20.0	12.270375	49.99865	859213.0	0.613519	Y
5	ICIS 410-300915/7	50.0	30.393462	49.99865	878583.0	0.607869	Y
6	IC 410-300915/8	150.0	91.97115	49.99865	911664.0	0.613141	Y
7	IC 410-300915/9	300.0	188.338127	49.99865	926576.0	0.627794	Y

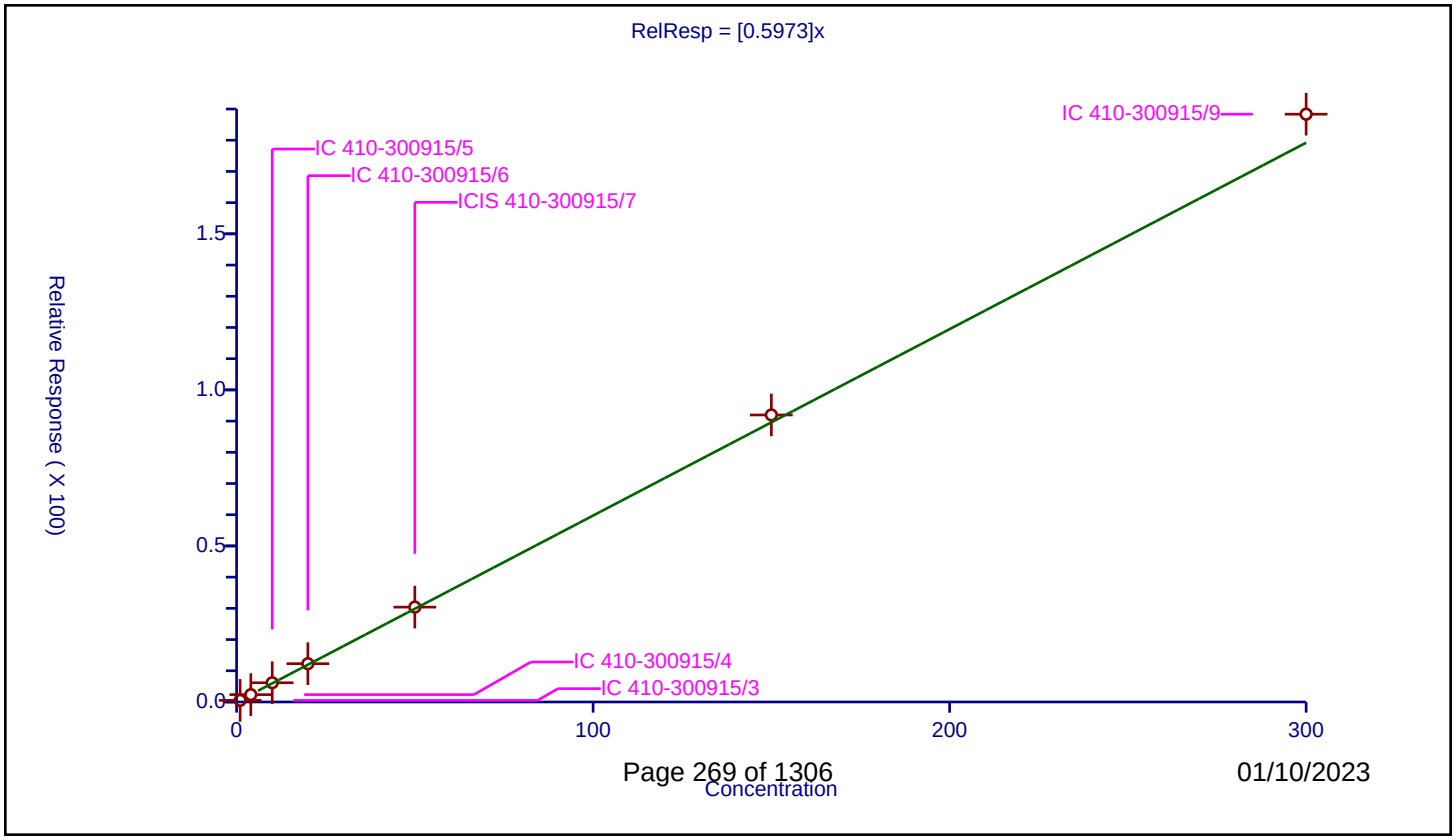

Calibration / 4-Methyl-2-pentanone (MIBK)

Curve Type:	Average
Weighting:	Conc_Sq
Origin:	Force
Dependency:	Response
Calib Mode:	ISTD
Response Base:	AREA
RF Rounding:	0

Curve Coefficients

Intercept:	0
Slope:	0.8883

Error Coefficients

Standard Error:	4520000
Relative Standard Error:	4.7
Correlation Coefficient:	1.000
Coefficient of Determination (Adjusted):	0.997

ID	Level	Concentration	Rel. Resp.	IS Amount	IS Response	RRF	Used
1	IC 410-300915/3	2.0	1.655089	49.99865	822562.0	0.827544	Y
2	IC 410-300915/4	8.0	6.77939	49.99865	854663.0	0.847424	Y
3	IC 410-300915/5	20.0	18.754178	49.99865	848532.0	0.937709	Y
4	IC 410-300915/6	40.0	37.579364	49.99865	859213.0	0.939484	Y
5	ICIS 410-300915/7	100.0	89.993165	49.99865	878583.0	0.899932	Y
6	IC 410-300915/8	300.0	265.494979	49.99865	911664.0	0.884983	Y
7	IC 410-300915/9	600.0	528.606585	49.99865	926576.0	0.881011	Y

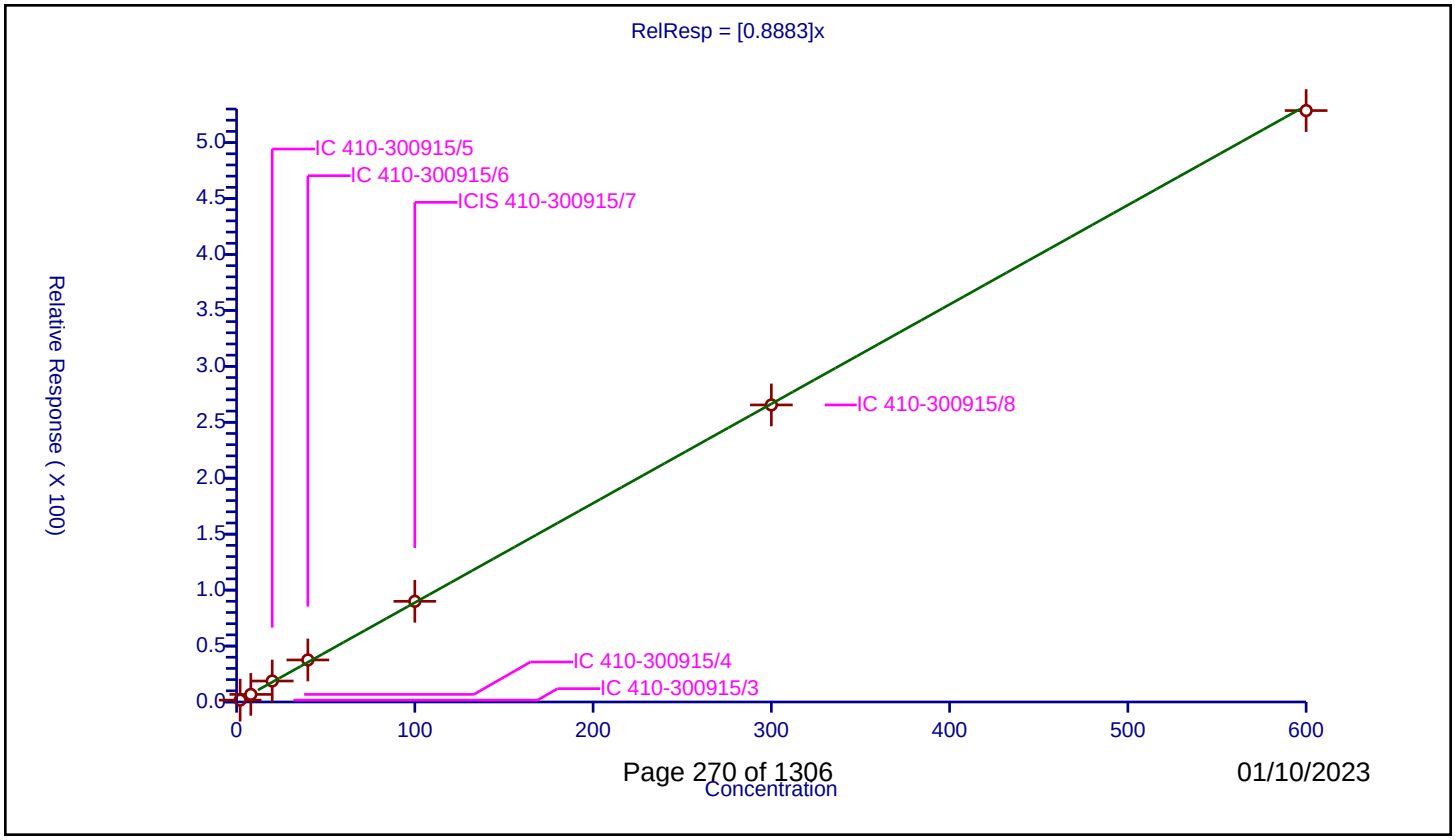

Calibration / Toluene-d8 (Surr)

Curve Type:	Average
Weighting:	Conc_Sq
Origin:	Force
Dependency:	Response
Calib Mode:	ISTD
Response Base:	AREA
RF Rounding:	0

Curve Coefficients

Intercept:	0
Slope:	1.39

Error Coefficients

Standard Error:	892000
Relative Standard Error:	0.6
Correlation Coefficient:	NA
Coefficient of Determination (Adjusted):	0

ID	Level	Concentration	Rel. Resp.	IS Amount	IS Response	RRF	Used
1	IC 410-300915/3	49.99865	69.00324	49.99865	546961.0	1.380102	Y
2	IC 410-300915/4	49.99865	70.071007	49.99865	575181.0	1.401458	Y
3	IC 410-300915/5	49.99865	69.551014	49.99865	574447.0	1.391058	Y
4	IC 410-300915/6	49.99865	70.050442	49.99865	582229.0	1.401047	Y
5	ICIS 410-300915/7	49.99865	69.28257	49.99865	601446.0	1.385689	Y
6	IC 410-300915/8	49.99865	69.084423	49.99865	630987.0	1.381726	Y
7	IC 410-300915/9	49.99865	69.346517	49.99865	642224.0	1.386968	Y

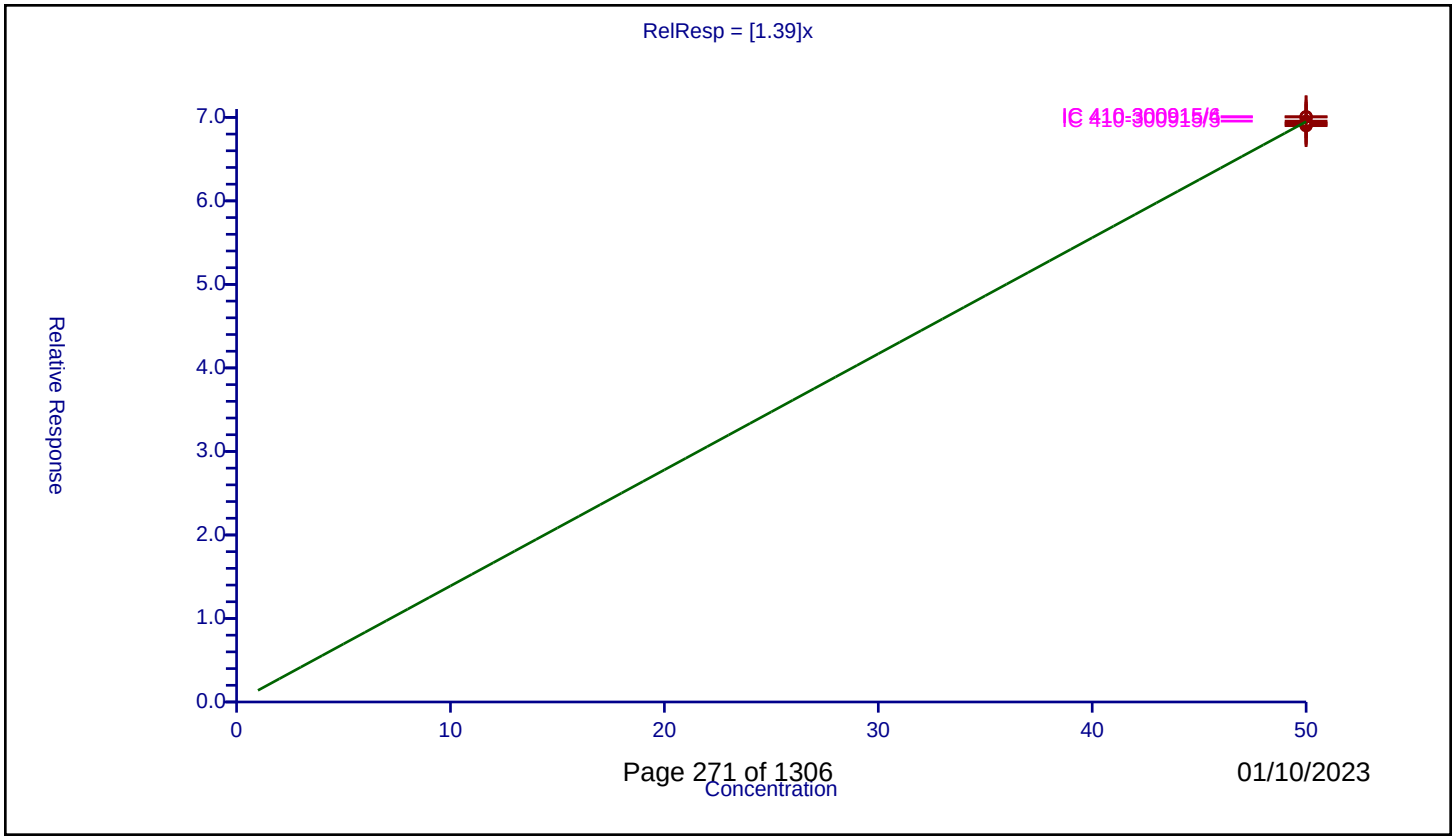

Calibration / Toluene

Curve Type:	Average
Weighting:	Conc_Sq
Origin:	Force
Dependency:	Response
Calib Mode:	ISTD
Response Base:	AREA
RF Rounding:	0

Curve Coefficients

Intercept:	0
Slope:	1.313

Error Coefficients

Standard Error:	2240000
Relative Standard Error:	4.9
Correlation Coefficient:	1.000
Coefficient of Determination (Adjusted):	0.997

ID	Level	Concentration	Rel. Resp.	IS Amount	IS Response	RRF	Used
1	IC 410-300915/3	1.0	1.241371	49.99865	546961.0	1.241371	Y
2	IC 410-300915/4	4.0	5.533152	49.99865	575181.0	1.383288	Y
3	IC 410-300915/5	10.0	13.975934	49.99865	574447.0	1.397593	Y
4	IC 410-300915/6	20.0	27.120212	49.99865	582229.0	1.356011	Y
5	ICIS 410-300915/7	50.0	64.233209	49.99865	601446.0	1.284664	Y
6	IC 410-300915/8	150.0	188.66789	49.99865	630987.0	1.257786	Y
7	IC 410-300915/9	300.0	380.040079	49.99865	642224.0	1.2668	Y

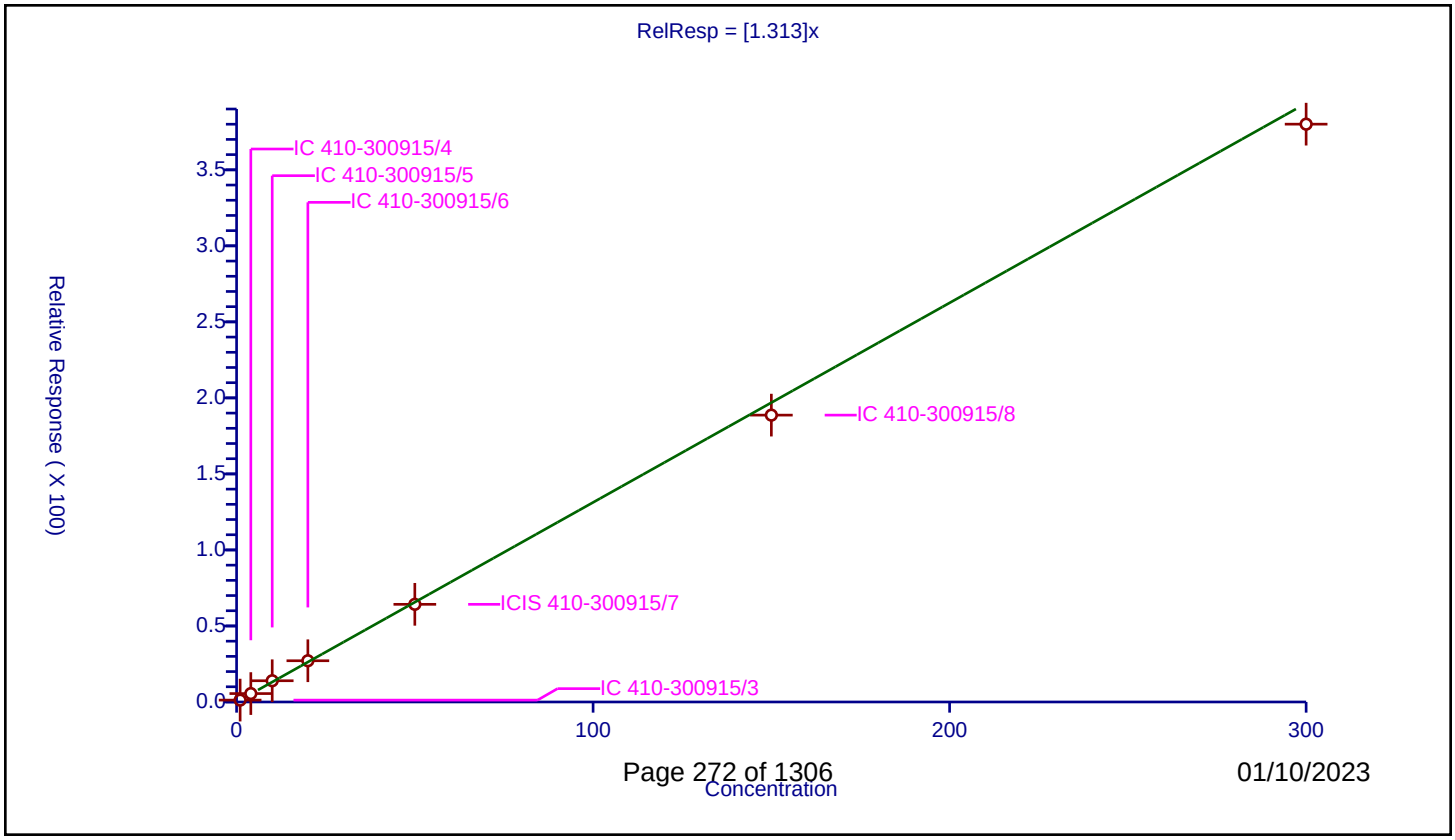

Calibration / trans-1,3-Dichloropropene

Curve Type:	Average
Weighting:	Conc_Sq
Origin:	Force
Dependency:	Response
Calib Mode:	ISTD
Response Base:	AREA
RF Rounding:	0

Curve Coefficients

Intercept:	0
Slope:	0.7854

Error Coefficients

Standard Error:	1460000
Relative Standard Error:	6.0
Correlation Coefficient:	0.999
Coefficient of Determination (Adjusted):	0.996

ID	Level	Concentration	Rel. Resp.	IS Amount	IS Response	RRF	Used
1	IC 410-300915/3	1.0	0.694729	49.99865	546961.0	0.694729	Y
2	IC 410-300915/4	4.0	3.0028	49.99865	575181.0	0.7507	Y
3	IC 410-300915/5	10.0	8.089997	49.99865	574447.0	0.809	Y
4	IC 410-300915/6	20.0	16.265497	49.99865	582229.0	0.813275	Y
5	ICIS 410-300915/7	50.0	39.580124	49.99865	601446.0	0.791602	Y
6	IC 410-300915/8	150.0	121.338923	49.99865	630987.0	0.808926	Y
7	IC 410-300915/9	300.0	248.938428	49.99865	642224.0	0.829795	Y

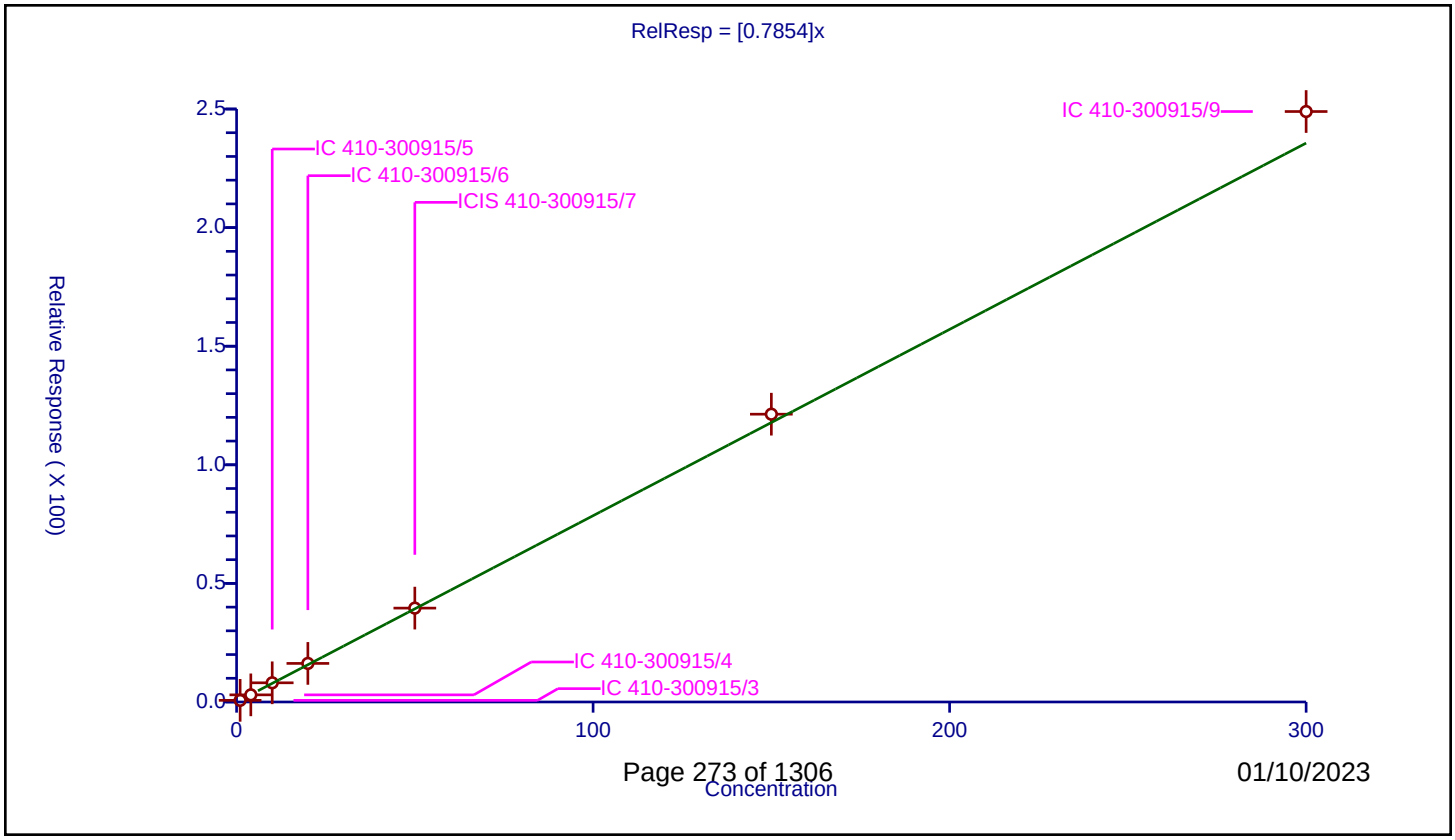

Calibration / Ethyl methacrylate

Curve Type:	Average
Weighting:	Conc_Sq
Origin:	Force
Dependency:	Response
Calib Mode:	ISTD
Response Base:	AREA
RF Rounding:	0

Curve Coefficients

Intercept:	0
Slope:	0.8624

Error Coefficients

Standard Error:	1620000
Relative Standard Error:	7.5
Correlation Coefficient:	1.000
Coefficient of Determination (Adjusted):	0.994

ID	Level	Concentration	Rel. Resp.	IS Amount	IS Response	RRF	Used
1	IC 410-300915/3	1.0	0.745188	49.99865	546961.0	0.745188	Y
2	IC 410-300915/4	4.0	3.198124	49.99865	575181.0	0.799531	Y
3	IC 410-300915/5	10.0	8.789695	49.99865	574447.0	0.878969	Y
4	IC 410-300915/6	20.0	17.951558	49.99865	582229.0	0.897578	Y
5	ICIS 410-300915/7	50.0	45.087452	49.99865	601446.0	0.901749	Y
6	IC 410-300915/8	150.0	134.064515	49.99865	630987.0	0.893763	Y
7	IC 410-300915/9	300.0	276.086089	49.99865	642224.0	0.920287	Y

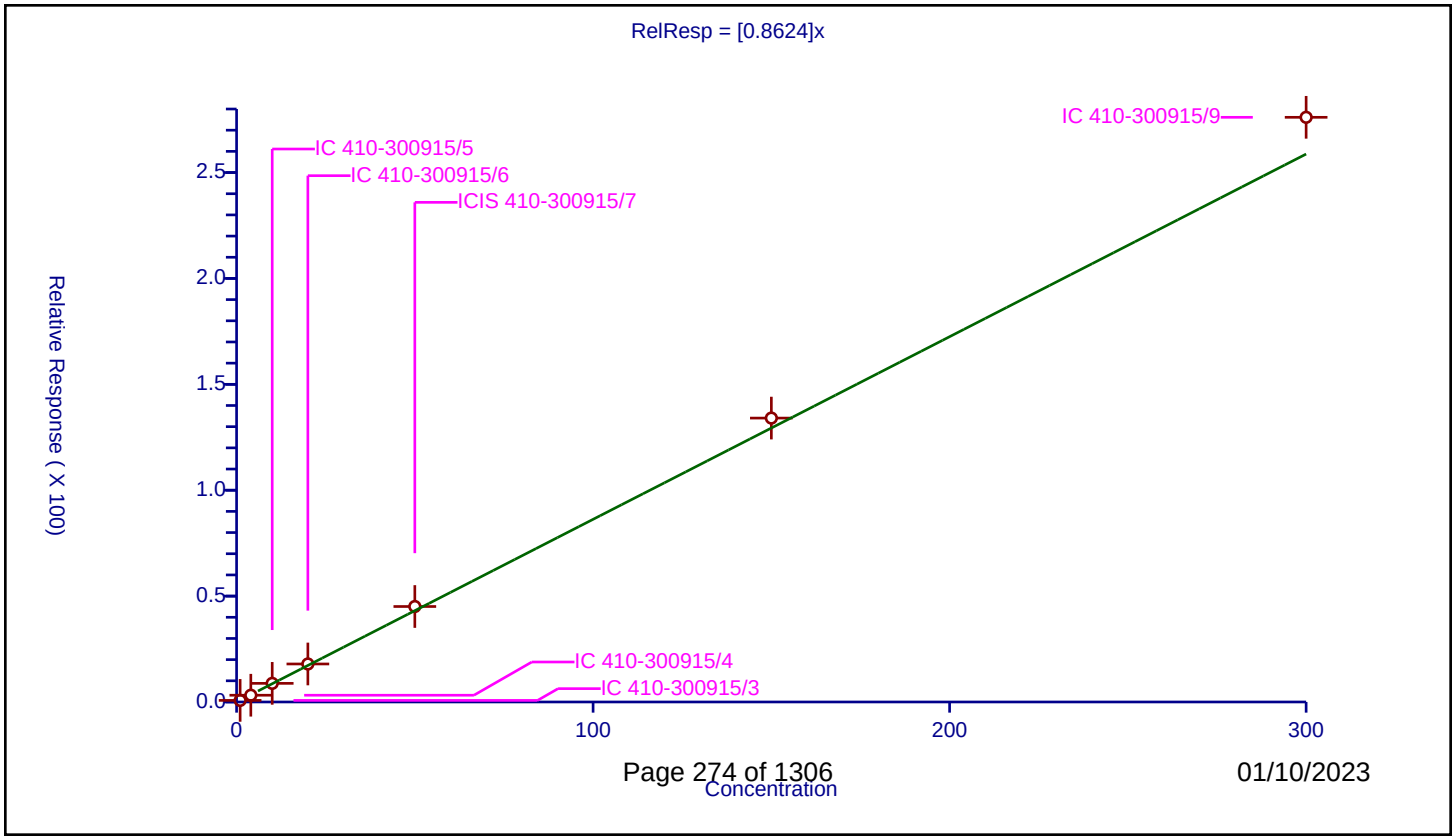

Calibration / 1,1,2-Trichloroethane

Curve Type:	Average
Weighting:	Conc_Sq
Origin:	Force
Dependency:	Response
Calib Mode:	ISTD
Response Base:	AREA
RF Rounding:	0

Curve Coefficients

Intercept:	0
Slope:	0.467

Error Coefficients

Standard Error:	793000
Relative Standard Error:	5.7
Correlation Coefficient:	1.000
Coefficient of Determination (Adjusted):	0.996

ID	Level	Concentration	Rel. Resp.	IS Amount	IS Response	RRF	Used
1	IC 410-300915/3	1.0	0.523424	49.99865	546961.0	0.523424	Y
2	IC 410-300915/4	4.0	1.857017	49.99865	575181.0	0.464254	Y
3	IC 410-300915/5	10.0	4.686642	49.99865	574447.0	0.468664	Y
4	IC 410-300915/6	20.0	9.345813	49.99865	582229.0	0.467291	Y
5	ICIS 410-300915/7	50.0	22.634588	49.99865	601446.0	0.452692	Y
6	IC 410-300915/8	150.0	66.748384	49.99865	630987.0	0.444989	Y
7	IC 410-300915/9	300.0	134.294454	49.99865	642224.0	0.447648	Y

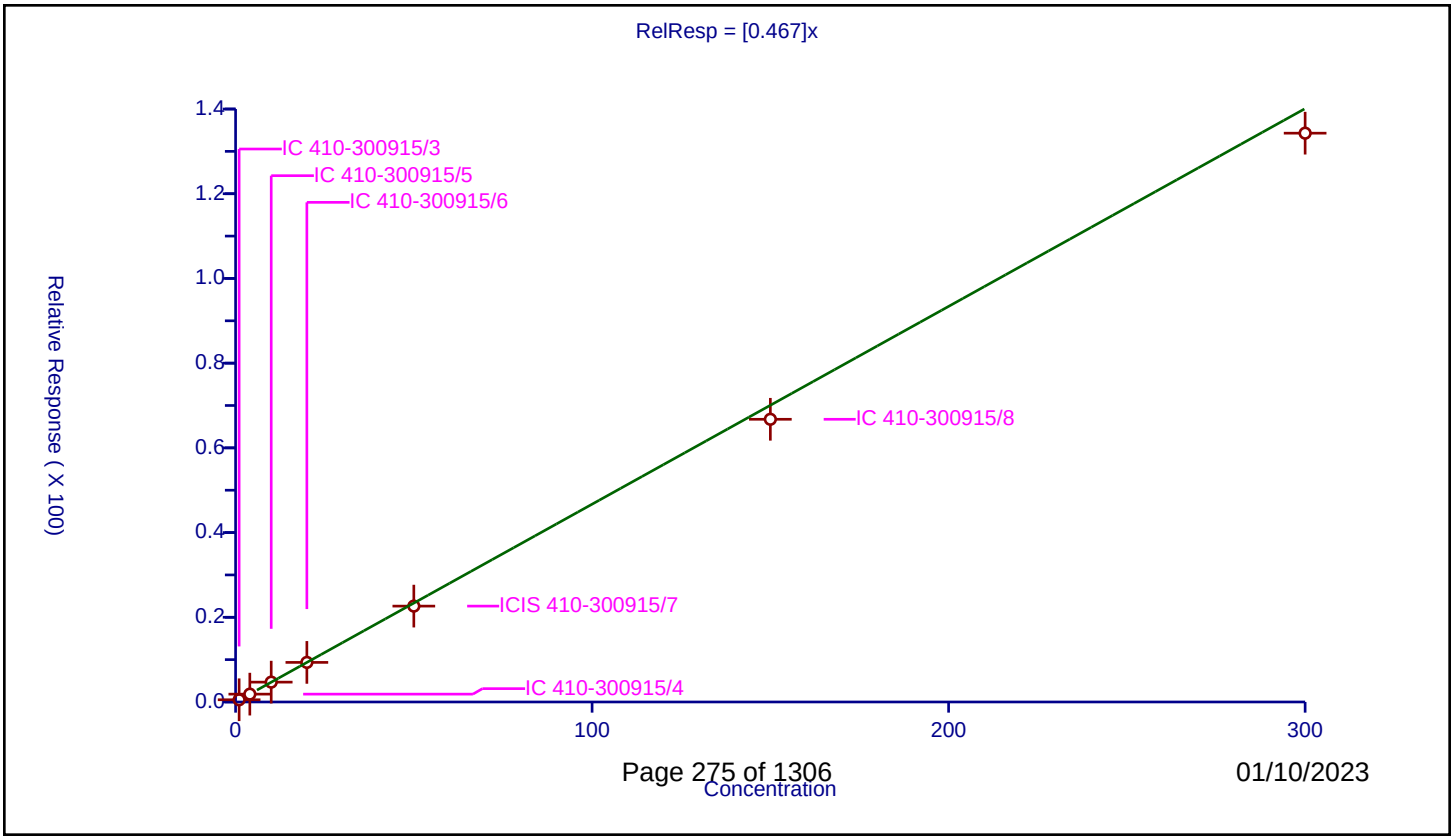

Calibration / Tetrachloroethene

Curve Type:	Average
Weighting:	Conc_Sq
Origin:	Force
Dependency:	Response
Calib Mode:	ISTD
Response Base:	AREA
RF Rounding:	0

Curve Coefficients

Intercept:	0
Slope:	0.451

Error Coefficients

Standard Error:	779000
Relative Standard Error:	5.2
Correlation Coefficient:	1.000
Coefficient of Determination (Adjusted):	0.997

ID	Level	Concentration	Rel. Resp.	IS Amount	IS Response	RRF	Used
1	IC 410-300915/3	1.0	0.421317	49.99865	546961.0	0.421317	Y
2	IC 410-300915/4	4.0	1.870404	49.99865	575181.0	0.467601	Y
3	IC 410-300915/5	10.0	4.89327	49.99865	574447.0	0.489327	Y
4	IC 410-300915/6	20.0	9.251952	49.99865	582229.0	0.462598	Y
5	ICIS 410-300915/7	50.0	22.184352	49.99865	601446.0	0.443687	Y
6	IC 410-300915/8	150.0	64.724546	49.99865	630987.0	0.431497	Y
7	IC 410-300915/9	300.0	132.260872	49.99865	642224.0	0.44087	Y

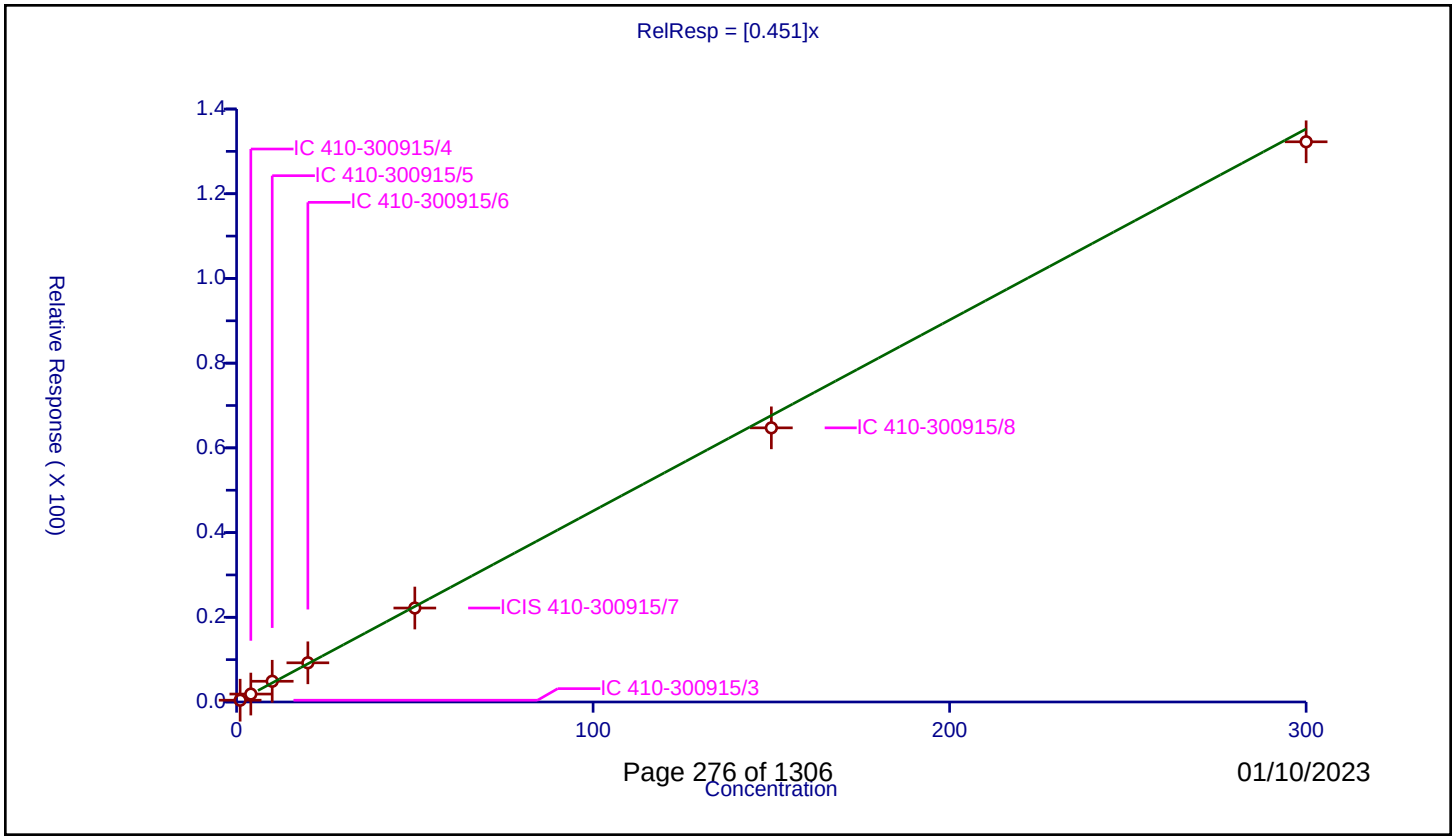

Calibration / 1,3-Dichloropropane

Curve Type:	Average
Weighting:	Conc_Sq
Origin:	Force
Dependency:	Response
Calib Mode:	ISTD
Response Base:	AREA
RF Rounding:	0

Curve Coefficients

Intercept:	0
Slope:	0.8482

Error Coefficients

Standard Error:	1490000
Relative Standard Error:	2.3
Correlation Coefficient:	1.000
Coefficient of Determination (Adjusted):	0.999

ID	Level	Concentration	Rel. Resp.	IS Amount	IS Response	RRF	Used
1	IC 410-300915/3	1.0	0.826728	49.99865	546961.0	0.826728	Y
2	IC 410-300915/4	4.0	3.394144	49.99865	575181.0	0.848536	Y
3	IC 410-300915/5	10.0	8.803447	49.99865	574447.0	0.880345	Y
4	IC 410-300915/6	20.0	17.349148	49.99865	582229.0	0.867457	Y
5	ICIS 410-300915/7	50.0	41.88775	49.99865	601446.0	0.837755	Y
6	IC 410-300915/8	150.0	124.55158	49.99865	630987.0	0.830344	Y
7	IC 410-300915/9	300.0	253.783492	49.99865	642224.0	0.845945	Y

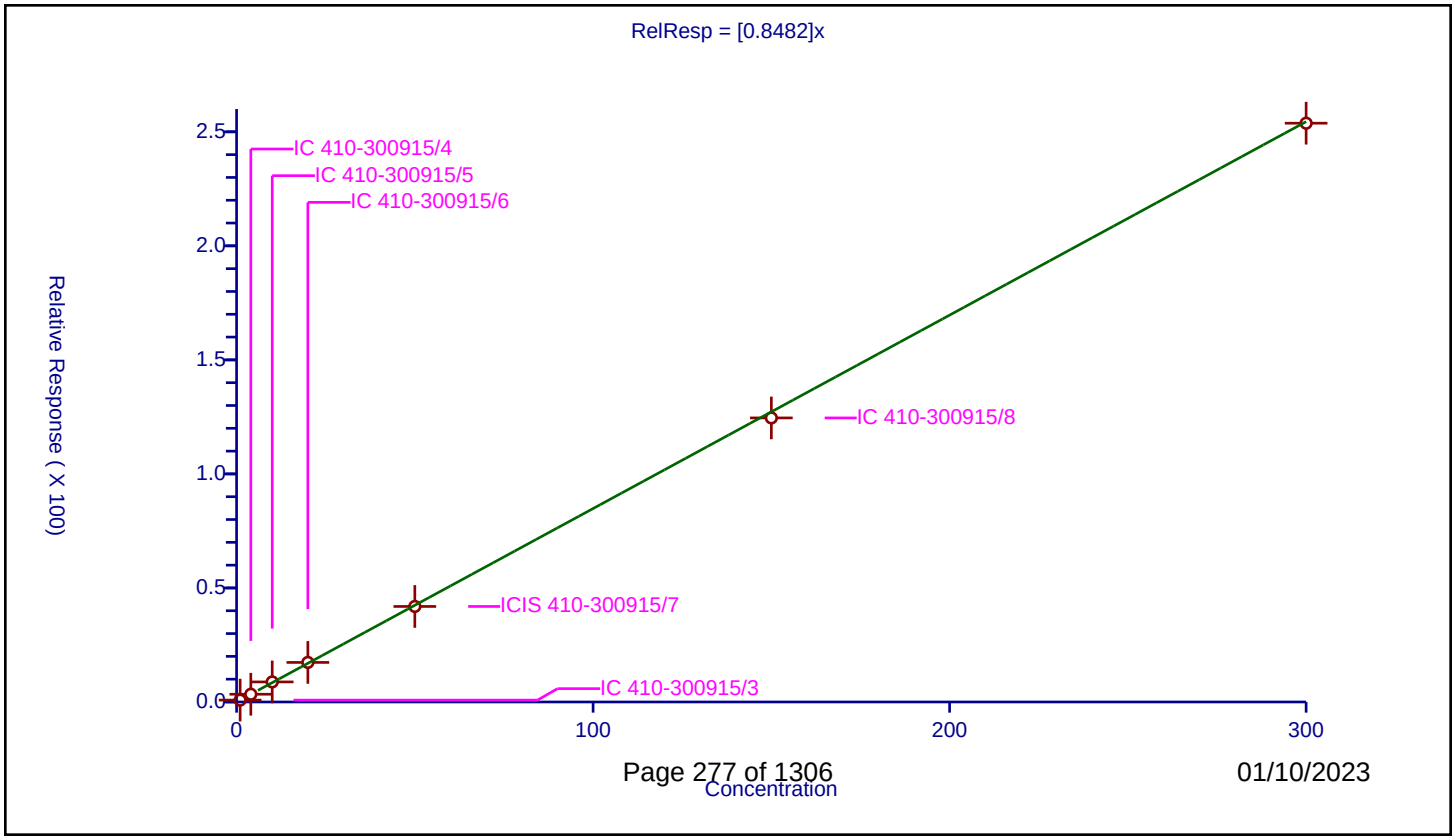

Calibration / 2-Hexanone

Curve Type:	Average
Weighting:	Conc_Sq
Origin:	Force
Dependency:	Response
Calib Mode:	ISTD
Response Base:	AREA
RF Rounding:	0

Curve Coefficients

Intercept:	0
Slope:	1.081

Error Coefficients

Standard Error:	3740000
Relative Standard Error:	5.5
Correlation Coefficient:	1.000
Coefficient of Determination (Adjusted):	0.997

ID	Level	Concentration	Rel. Resp.	IS Amount	IS Response	RRF	Used
1	IC 410-300915/3	2.0	2.044698	49.99865	546961.0	1.022349	Y
2	IC 410-300915/4	8.0	8.256569	49.99865	575181.0	1.032071	Y
3	IC 410-300915/5	20.0	23.656113	49.99865	574447.0	1.182806	Y
4	IC 410-300915/6	40.0	45.755503	49.99865	582229.0	1.143888	Y
5	ICIS 410-300915/7	100.0	106.532124	49.99865	601446.0	1.065321	Y
6	IC 410-300915/8	300.0	320.195574	49.99865	630987.0	1.067319	Y
7	IC 410-300915/9	600.0	631.580256	49.99865	642224.0	1.052634	Y

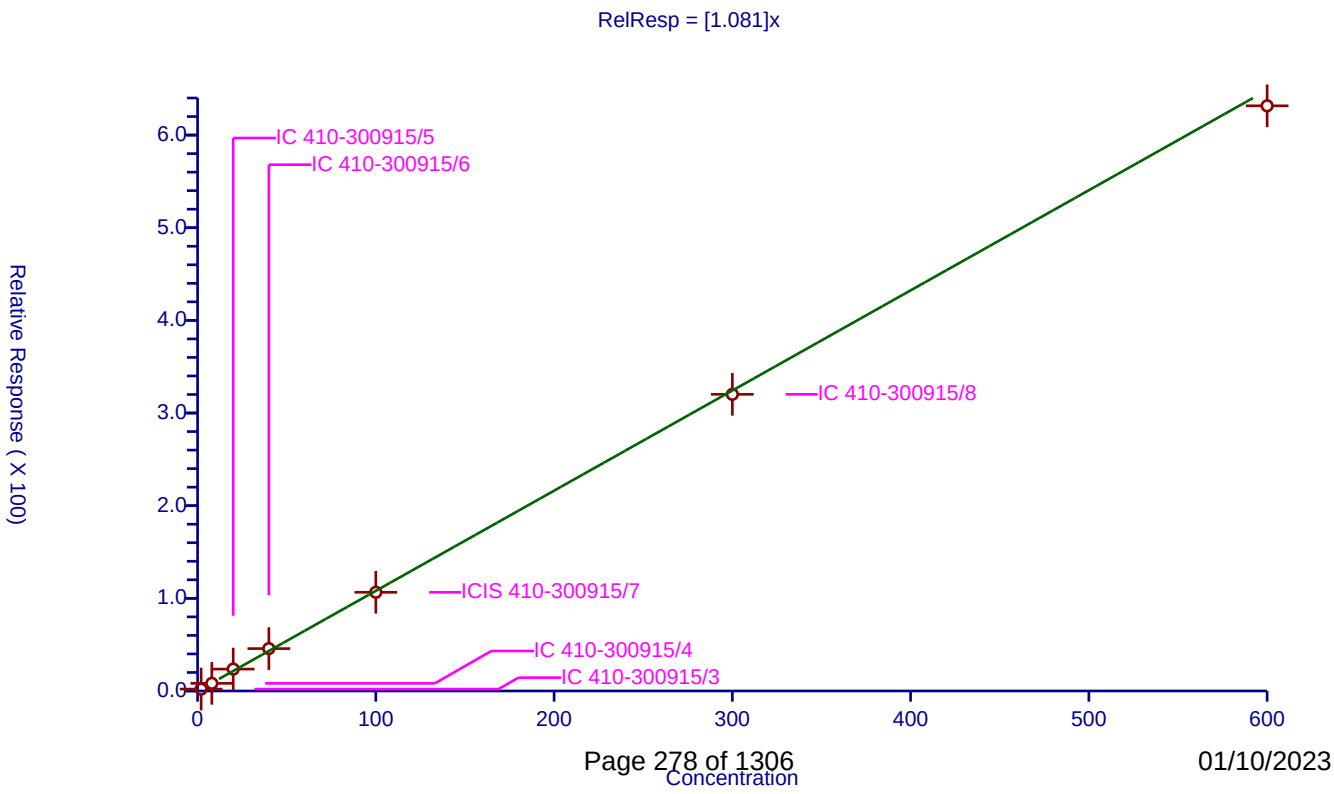

Calibration / Chlorodibromomethane

Curve Type:	Average
Weighting:	Conc_Sq
Origin:	Force
Dependency:	Response
Calib Mode:	ISTD
Response Base:	AREA
RF Rounding:	0

Curve Coefficients

Intercept:	0
Slope:	0.4258

Error Coefficients

Standard Error:	806000
Relative Standard Error:	6.1
Correlation Coefficient:	0.999
Coefficient of Determination (Adjusted):	0.996

ID	Level	Concentration	Rel. Resp.	IS Amount	IS Response	RRF	Used
1	IC 410-300915/3	1.0	0.386032	49.99865	546961.0	0.386032	Y
2	IC 410-300915/4	4.0	1.58059	49.99865	575181.0	0.395148	Y
3	IC 410-300915/5	10.0	4.265291	49.99865	574447.0	0.426529	Y
4	IC 410-300915/6	20.0	8.778697	49.99865	582229.0	0.438935	Y
5	ICIS 410-300915/7	50.0	21.725553	49.99865	601446.0	0.434511	Y
6	IC 410-300915/8	150.0	66.232936	49.99865	630987.0	0.441553	Y
7	IC 410-300915/9	300.0	137.401385	49.99865	642224.0	0.458005	Y

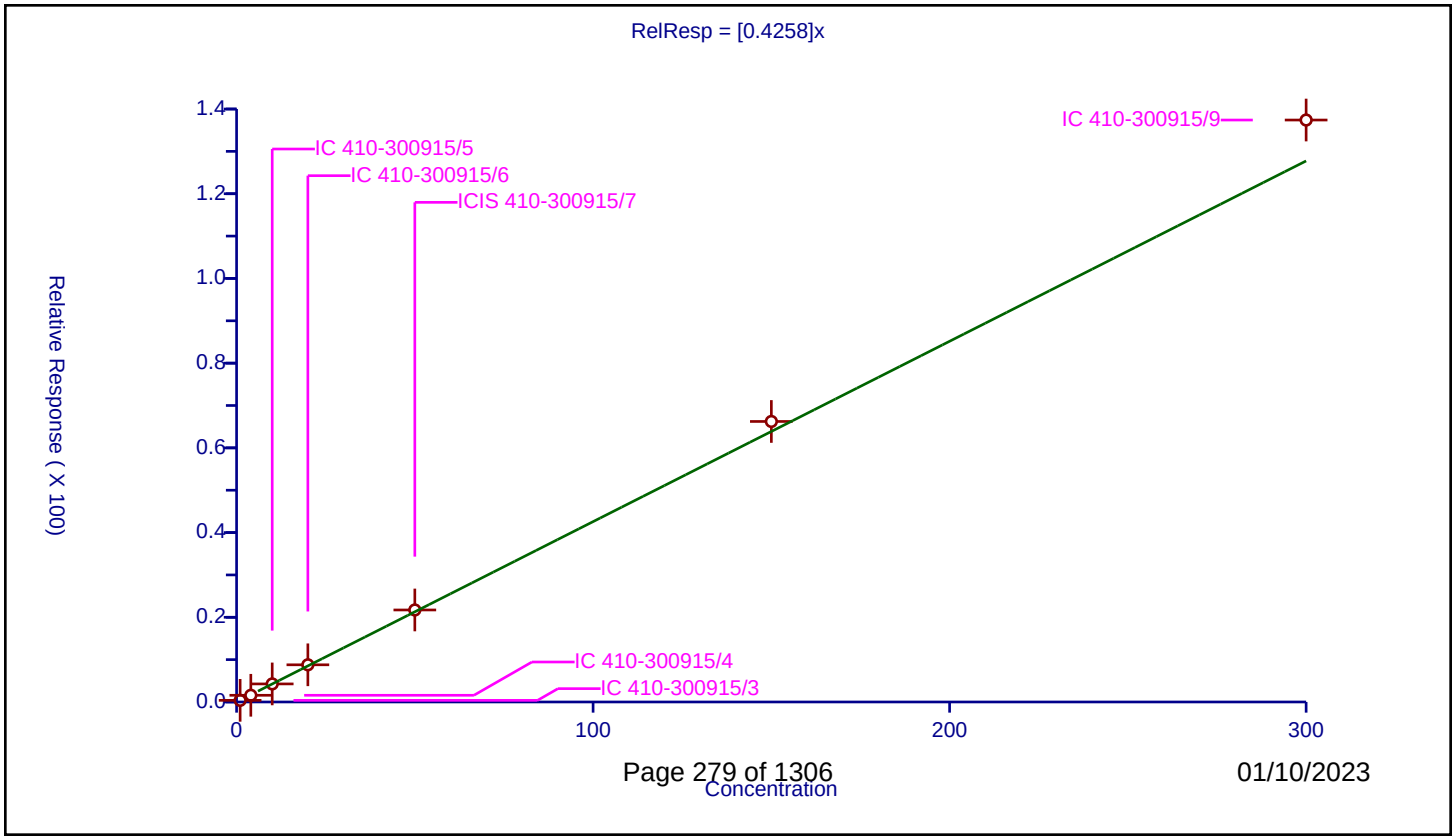

Calibration / Ethylene Dibromide

Curve Type:	Average
Weighting:	Conc_Sq
Origin:	Force
Dependency:	Response
Calib Mode:	ISTD
Response Base:	AREA
RF Rounding:	0

Curve Coefficients

Intercept:	0
Slope:	0.4714

Error Coefficients

Standard Error:	849000
Relative Standard Error:	3.1
Correlation Coefficient:	1.000
Coefficient of Determination (Adjusted):	0.999

ID	Level	Concentration	Rel. Resp.	IS Amount	IS Response	RRF	Used
1	IC 410-300915/3	1.0	0.444718	49.99865	546961.0	0.444718	Y
2	IC 410-300915/4	4.0	1.843283	49.99865	575181.0	0.460821	Y
3	IC 410-300915/5	10.0	4.835477	49.99865	574447.0	0.483548	Y
4	IC 410-300915/6	20.0	9.726838	49.99865	582229.0	0.486342	Y
5	ICIS 410-300915/7	50.0	23.704481	49.99865	601446.0	0.47409	Y
6	IC 410-300915/8	150.0	70.412545	49.99865	630987.0	0.469417	Y
7	IC 410-300915/9	300.0	144.254884	49.99865	642224.0	0.48085	Y

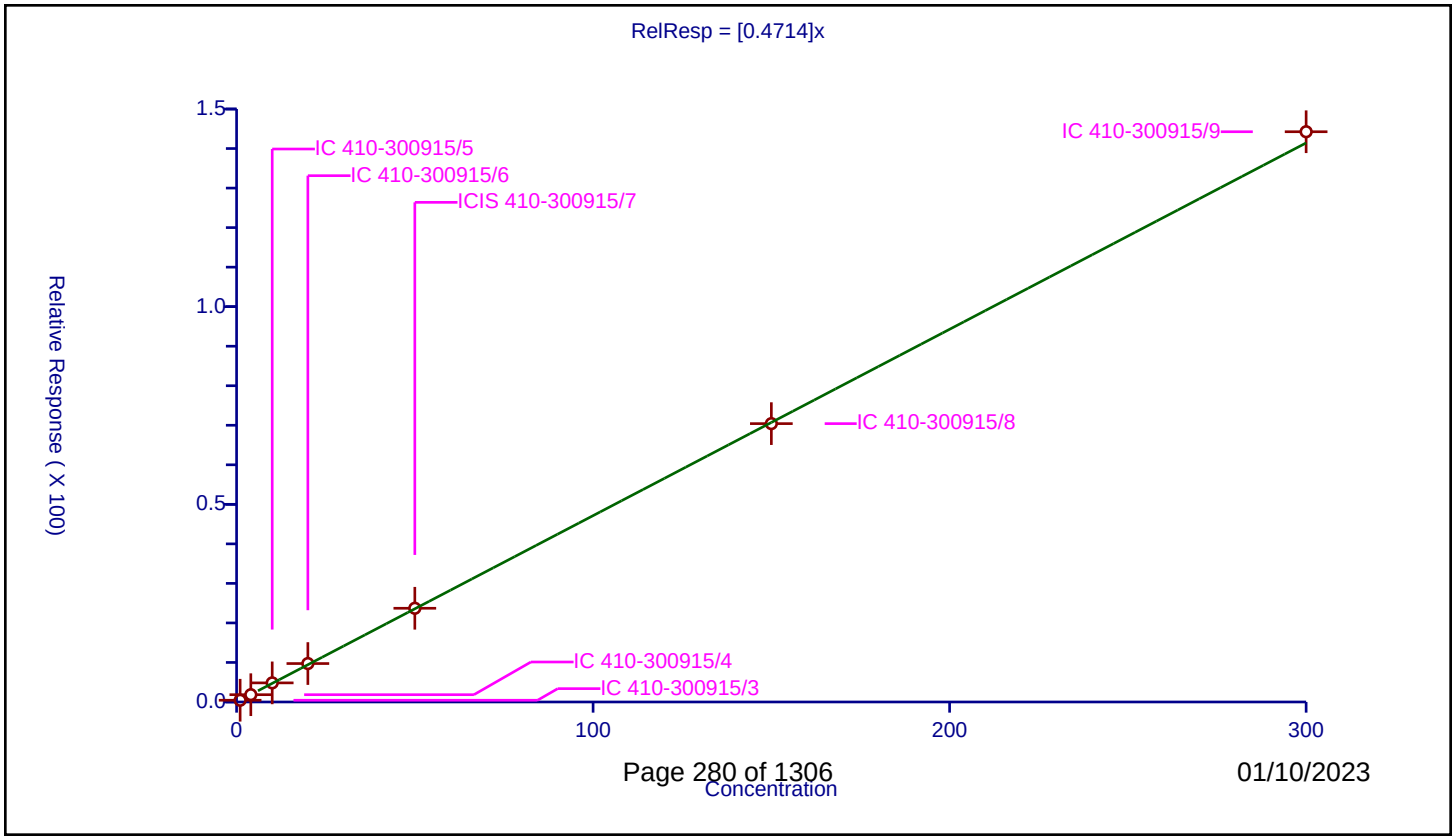

Calibration / Chlorobenzene

Curve Type:	Average
Weighting:	Conc_Sq
Origin:	Force
Dependency:	Response
Calib Mode:	ISTD
Response Base:	AREA
RF Rounding:	0

Curve Coefficients

Intercept:	0
Slope:	1.336

Error Coefficients

Standard Error:	2330000
Relative Standard Error:	3.7
Correlation Coefficient:	1.000
Coefficient of Determination (Adjusted):	0.998

ID	Level	Concentration	Rel. Resp.	IS Amount	IS Response	RRF	Used
1	IC 410-300915/3	1.0	1.268521	49.99865	546961.0	1.268521	Y
2	IC 410-300915/4	4.0	5.471087	49.99865	575181.0	1.367772	Y
3	IC 410-300915/5	10.0	14.075331	49.99865	574447.0	1.407533	Y
4	IC 410-300915/6	20.0	27.535587	49.99865	582229.0	1.376779	Y
5	ICIS 410-300915/7	50.0	65.903971	49.99865	601446.0	1.318079	Y
6	IC 410-300915/8	150.0	194.32657	49.99865	630987.0	1.29551	Y
7	IC 410-300915/9	300.0	394.393017	49.99865	642224.0	1.314643	Y

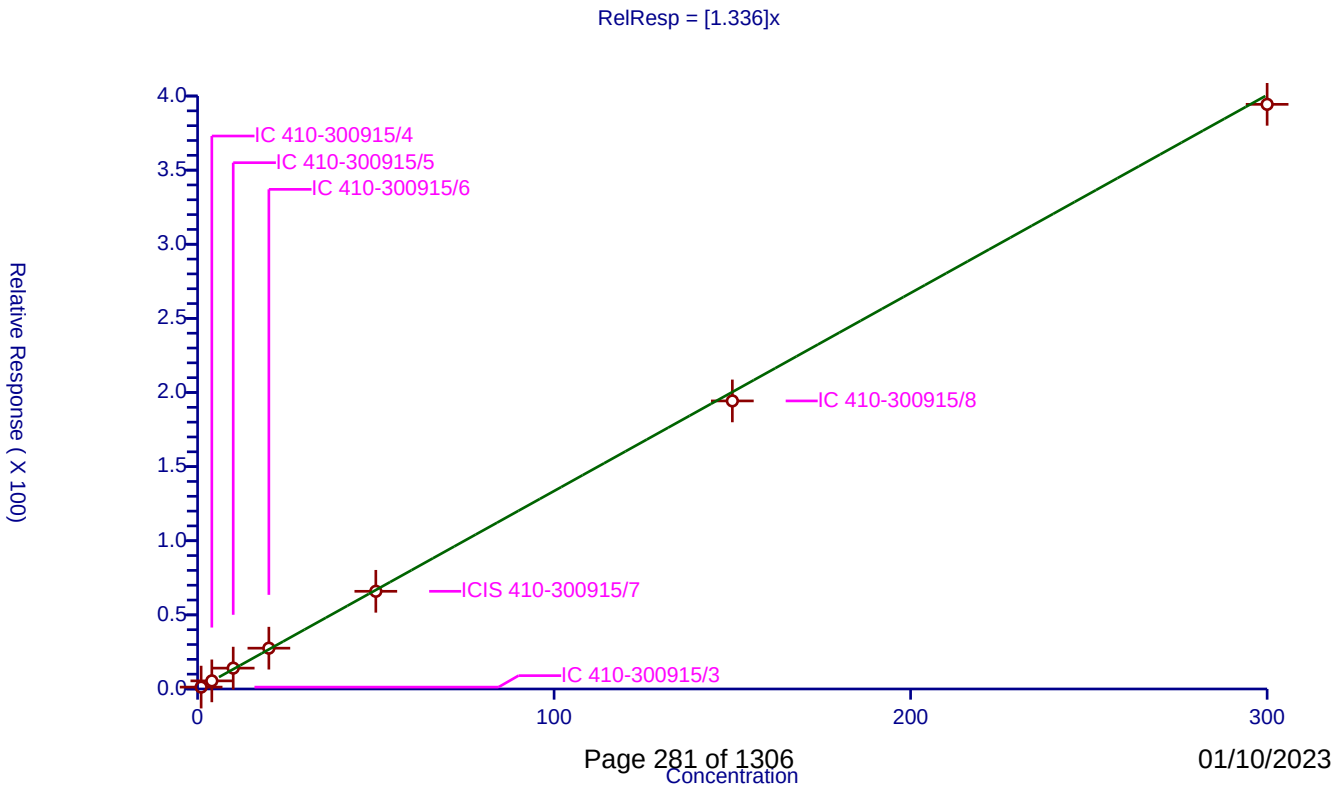

Calibration / 1-Chlorohexane

Curve Type:	Average
Weighting:	Conc_Sq
Origin:	Force
Dependency:	Response
Calib Mode:	ISTD
Response Base:	AREA
RF Rounding:	0

Curve Coefficients

Intercept:	0
Slope:	0.7295

Error Coefficients

Standard Error:	1270000
Relative Standard Error:	5.1
Correlation Coefficient:	1.000
Coefficient of Determination (Adjusted):	0.997

ID	Level	Concentration	Rel. Resp.	IS Amount	IS Response	RRF	Used
1	IC 410-300915/3	1.0	0.682754	49.99865	546961.0	0.682754	Y
2	IC 410-300915/4	4.0	3.090596	49.99865	575181.0	0.772649	Y
3	IC 410-300915/5	10.0	7.761429	49.99865	574447.0	0.776143	Y
4	IC 410-300915/6	20.0	14.991978	49.99865	582229.0	0.749599	Y
5	ICIS 410-300915/7	50.0	34.91915	49.99865	601446.0	0.698383	Y
6	IC 410-300915/8	150.0	105.9017	49.99865	630987.0	0.706011	Y
7	IC 410-300915/9	300.0	216.273761	49.99865	642224.0	0.720913	Y

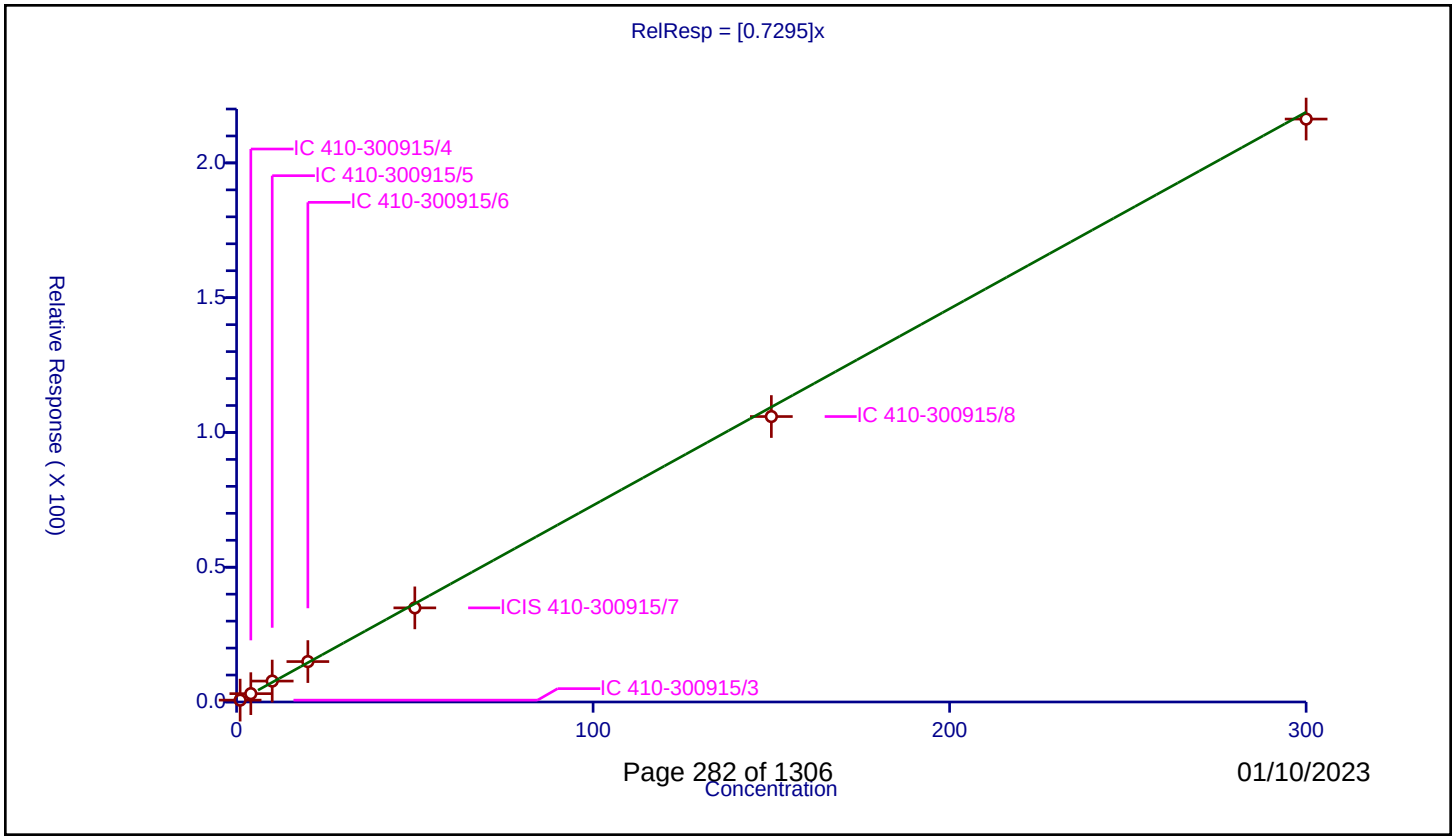

Calibration / 1,1,1,2-Tetrachloroethane

Curve Type:	Average
Weighting:	Conc_Sq
Origin:	Force
Dependency:	Response
Calib Mode:	ISTD
Response Base:	AREA
RF Rounding:	0

Curve Coefficients

Intercept:	0
Slope:	0.4189

Error Coefficients

Standard Error:	763000
Relative Standard Error:	3.9
Correlation Coefficient:	0.999
Coefficient of Determination (Adjusted):	0.998

ID	Level	Concentration	Rel. Resp.	IS Amount	IS Response	RRF	Used
1	IC 410-300915/3	1.0	0.395173	49.99865	546961.0	0.395173	Y
2	IC 410-300915/4	4.0	1.586762	49.99865	575181.0	0.396691	Y
3	IC 410-300915/5	10.0	4.32674	49.99865	574447.0	0.432674	Y
4	IC 410-300915/6	20.0	8.627386	49.99865	582229.0	0.431369	Y
5	ICIS 410-300915/7	50.0	21.167081	49.99865	601446.0	0.423342	Y
6	IC 410-300915/8	150.0	63.003321	49.99865	630987.0	0.420022	Y
7	IC 410-300915/9	300.0	129.864421	49.99865	642224.0	0.432881	Y

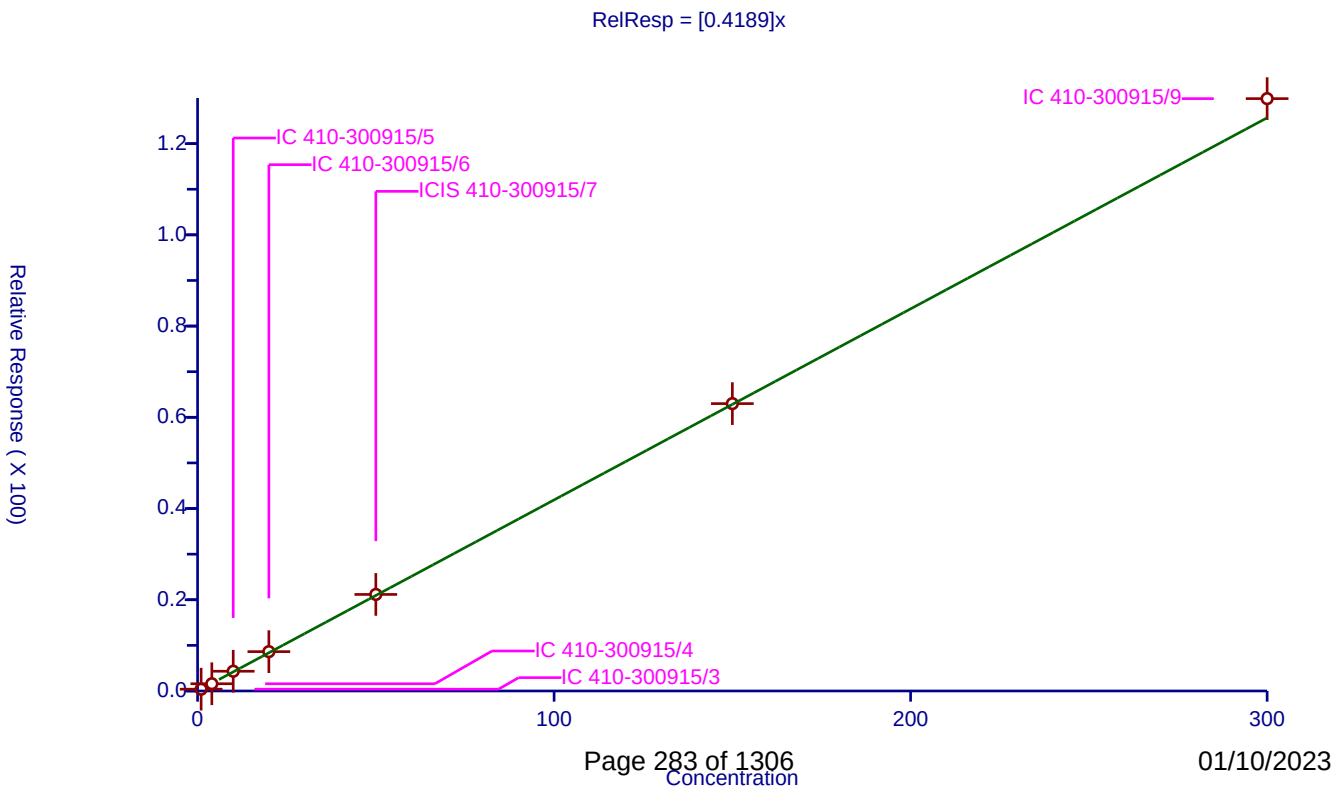

01/10/2023

Calibration / Ethylbenzene

Curve Type:	Average
Weighting:	Conc_Sq
Origin:	Force
Dependency:	Response
Calib Mode:	ISTD
Response Base:	AREA
RF Rounding:	0

Curve Coefficients

Intercept:	0
Slope:	2.527

Error Coefficients

Standard Error:	4120000
Relative Standard Error:	6.5
Correlation Coefficient:	0.998
Coefficient of Determination (Adjusted):	0.995

ID	Level	Concentration	Rel. Resp.	IS Amount	IS Response	RRF	Used
1	IC 410-300915/3	1.0	2.366467	49.99865	546961.0	2.366467	Y
2	IC 410-300915/4	4.0	10.540745	49.99865	575181.0	2.635186	Y
3	IC 410-300915/5	10.0	27.269404	49.99865	574447.0	2.72694	Y
4	IC 410-300915/6	20.0	53.057158	49.99865	582229.0	2.652858	Y
5	ICIS 410-300915/7	50.0	126.582593	49.99865	601446.0	2.531652	Y
6	IC 410-300915/8	150.0	375.764474	49.99865	630987.0	2.505096	Y
7	IC 410-300915/9	300.0	680.728135	49.99865	642224.0	2.269094	Y

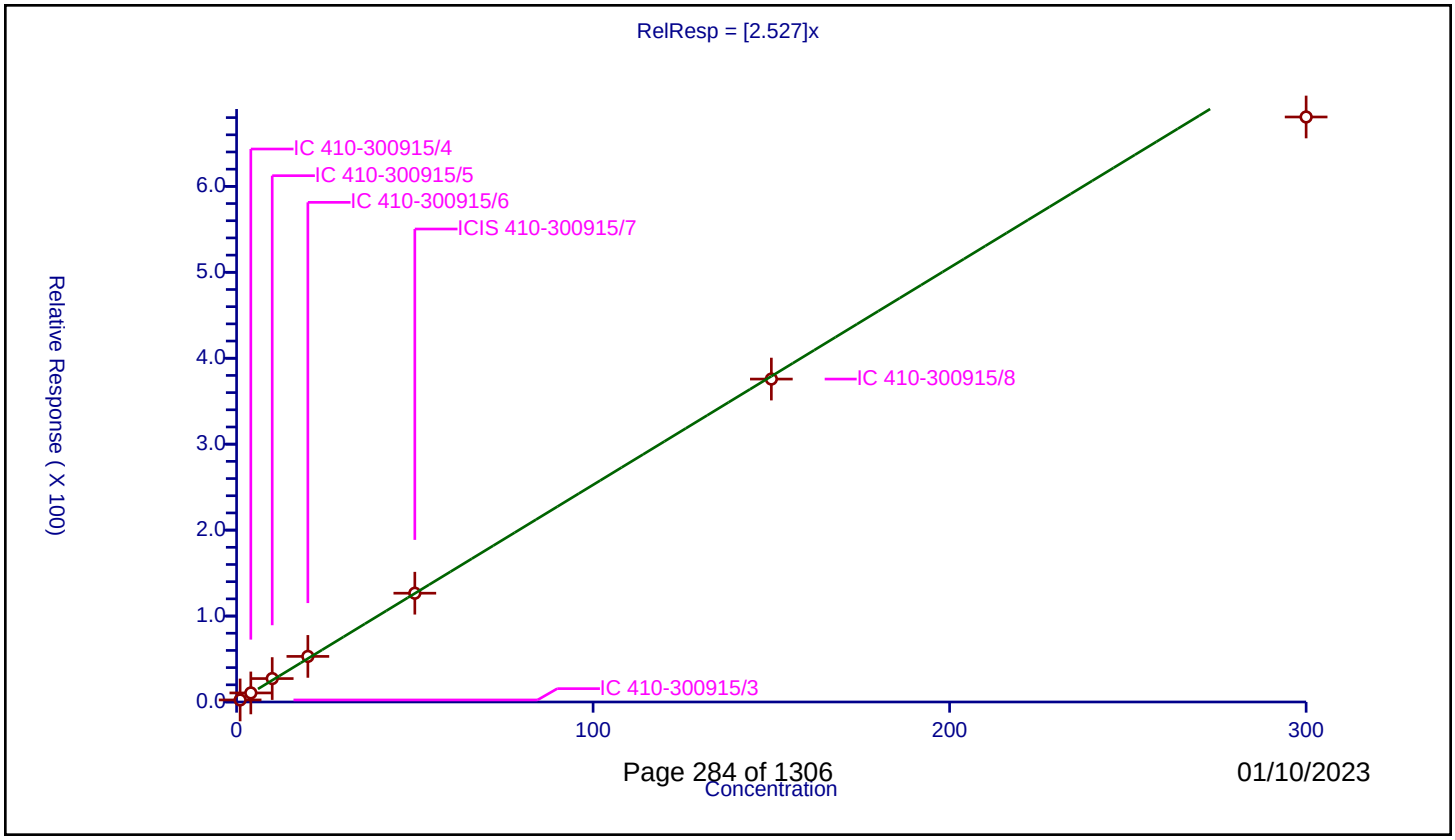

01/10/2023

Calibration / m-Xylene & p-Xylene

Curve Type:	Average
Weighting:	Conc_Sq
Origin:	Force
Dependency:	Response
Calib Mode:	ISTD
Response Base:	AREA
RF Rounding:	0

Curve Coefficients

Intercept:	0
Slope:	0.9337

Error Coefficients

Standard Error:	3200000
Relative Standard Error:	5.0
Correlation Coefficient:	1.000
Coefficient of Determination (Adjusted):	0.997

ID	Level	Concentration	Rel. Resp.	IS Amount	IS Response	RRF	Used
1	IC 410-300915/3	2.0	1.732069	49.99865	546961.0	0.866035	Y
2	IC 410-300915/4	8.0	7.728141	49.99865	575181.0	0.966018	Y
3	IC 410-300915/5	20.0	19.976935	49.99865	574447.0	0.998847	Y
4	IC 410-300915/6	40.0	38.944449	49.99865	582229.0	0.973611	Y
5	ICIS 410-300915/7	100.0	92.371634	49.99865	601446.0	0.923716	Y
6	IC 410-300915/8	300.0	271.683523	49.99865	630987.0	0.905612	Y
7	IC 410-300915/9	600.0	541.442411	49.99865	642224.0	0.902404	Y

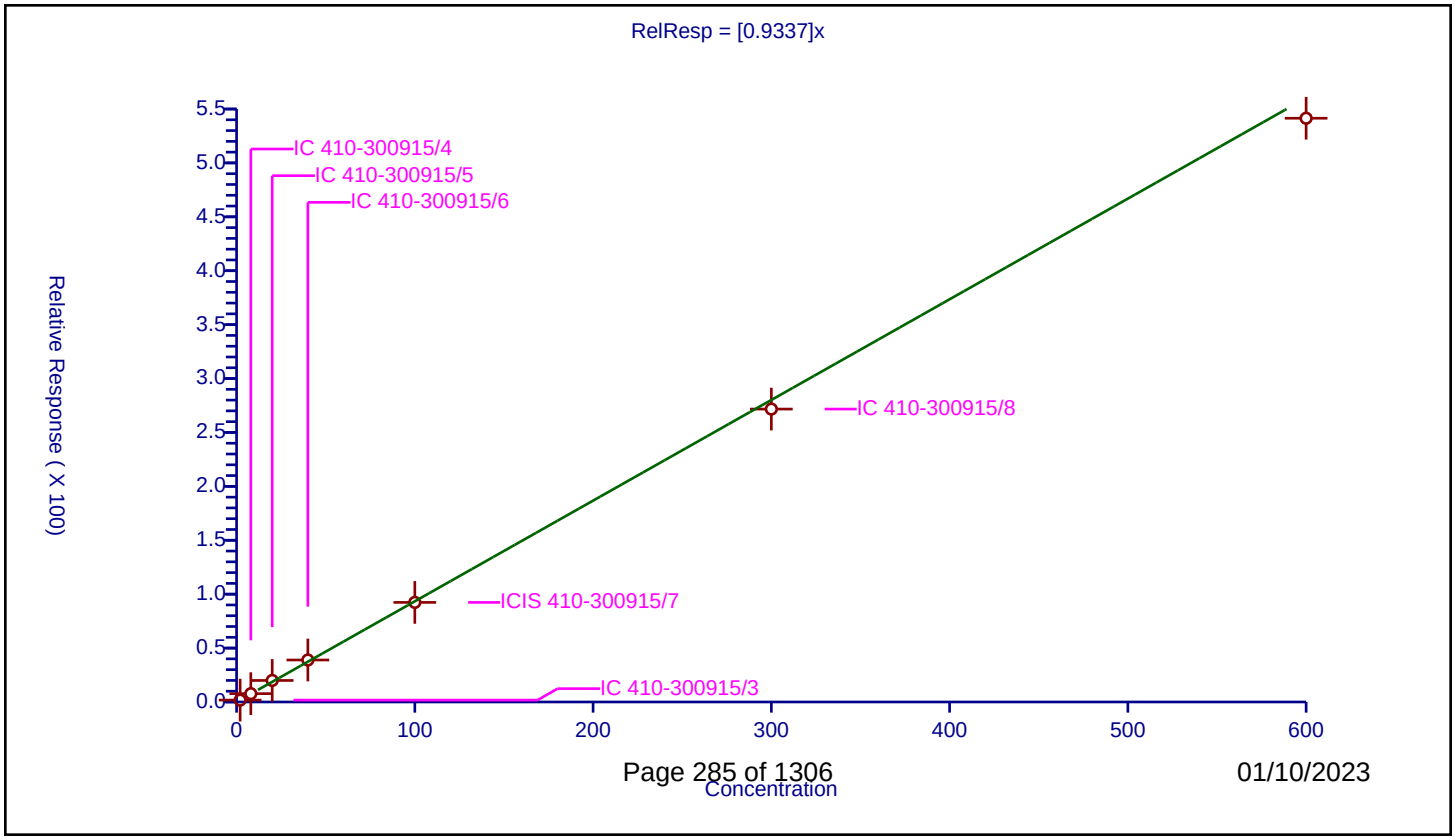

Calibration / o-Xylene

Curve Type:	Average
Weighting:	Conc_Sq
Origin:	Force
Dependency:	Response
Calib Mode:	ISTD
Response Base:	AREA
RF Rounding:	0

Curve Coefficients

Intercept:	0
Slope:	0.9112

Error Coefficients

Standard Error:	1580000
Relative Standard Error:	5.2
Correlation Coefficient:	1.000
Coefficient of Determination (Adjusted):	0.997

ID	Level	Concentration	Rel. Resp.	IS Amount	IS Response	RRF	Used
1	IC 410-300915/3	1.0	0.831847	49.99865	546961.0	0.831847	Y
2	IC 410-300915/4	4.0	3.778274	49.99865	575181.0	0.944568	Y
3	IC 410-300915/5	10.0	9.639619	49.99865	574447.0	0.963962	Y
4	IC 410-300915/6	20.0	19.117305	49.99865	582229.0	0.955865	Y
5	ICIS 410-300915/7	50.0	45.263606	49.99865	601446.0	0.905272	Y
6	IC 410-300915/8	150.0	132.672844	49.99865	630987.0	0.884486	Y
7	IC 410-300915/9	300.0	267.755342	49.99865	642224.0	0.892518	Y

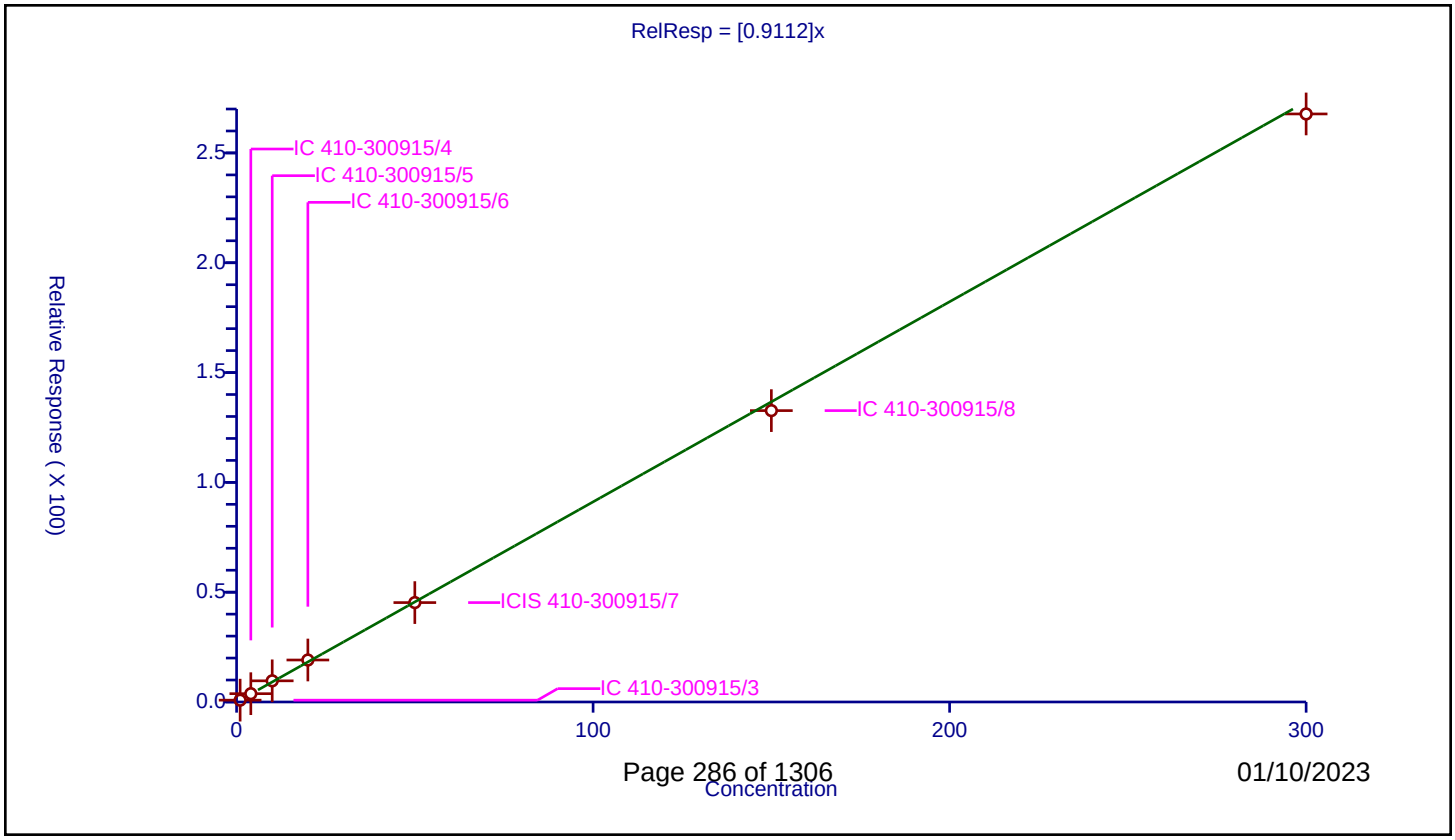

Calibration / Styrene

Curve Type:	Average
Weighting:	Conc_Sq
Origin:	Force
Dependency:	Response
Calib Mode:	ISTD
Response Base:	AREA
RF Rounding:	0

Curve Coefficients

Intercept:	0
Slope:	1.562

Error Coefficients

Standard Error:	2790000
Relative Standard Error:	6.3
Correlation Coefficient:	1.000
Coefficient of Determination (Adjusted):	0.996

ID	Level	Concentration	Rel. Resp.	IS Amount	IS Response	RRF	Used
1	IC 410-300915/3	1.0	1.358195	49.99865	546961.0	1.358195	Y
2	IC 410-300915/4	4.0	6.148073	49.99865	575181.0	1.537018	Y
3	IC 410-300915/5	10.0	16.439454	49.99865	574447.0	1.643945	Y
4	IC 410-300915/6	20.0	33.074838	49.99865	582229.0	1.653742	Y
5	ICIS 410-300915/7	50.0	79.526854	49.99865	601446.0	1.590537	Y
6	IC 410-300915/8	150.0	236.766473	49.99865	630987.0	1.578443	Y
7	IC 410-300915/9	300.0	471.140023	49.99865	642224.0	1.570467	Y

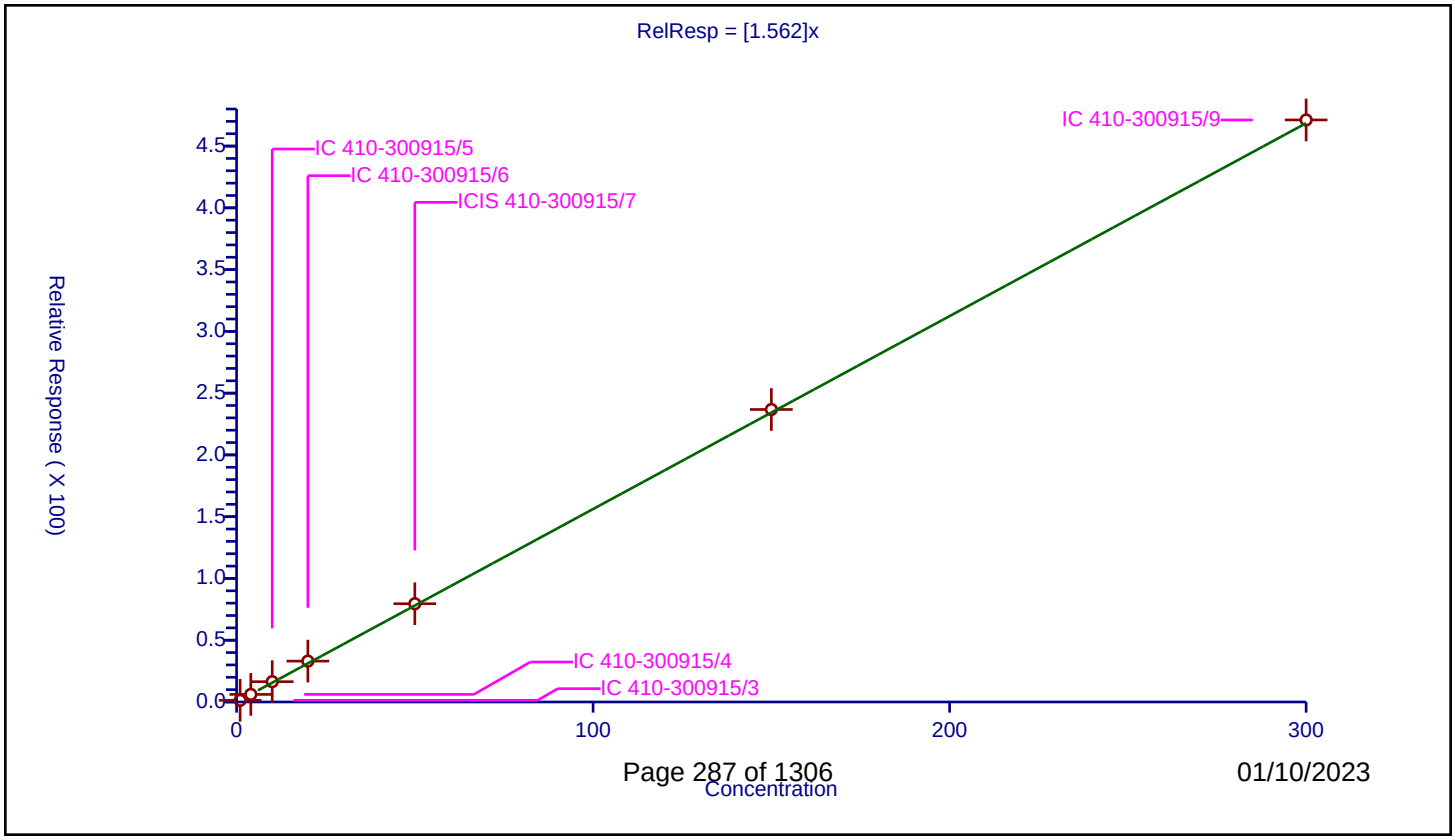

Calibration / Bromoform

Curve Type:	Average
Weighting:	Conc_Sq
Origin:	Force
Dependency:	Response
Calib Mode:	ISTD
Response Base:	AREA
RF Rounding:	0

Curve Coefficients

Intercept:	0
Slope:	0.3101

Error Coefficients

Standard Error:	609000
Relative Standard Error:	9.0
Correlation Coefficient:	0.999
Coefficient of Determination (Adjusted):	0.991

ID	Level	Concentration	Rel. Resp.	IS Amount	IS Response	RRF	Used
1	IC 410-300915/3	1.0	0.279811	49.99865	546961.0	0.279811	Y
2	IC 410-300915/4	4.0	1.07598	49.99865	575181.0	0.268995	Y
3	IC 410-300915/5	10.0	3.051026	49.99865	574447.0	0.305103	Y
4	IC 410-300915/6	20.0	6.253814	49.99865	582229.0	0.312691	Y
5	ICIS 410-300915/7	50.0	16.189462	49.99865	601446.0	0.323789	Y
6	IC 410-300915/8	150.0	50.027968	49.99865	630987.0	0.33352	Y
7	IC 410-300915/9	300.0	103.959518	49.99865	642224.0	0.346532	Y

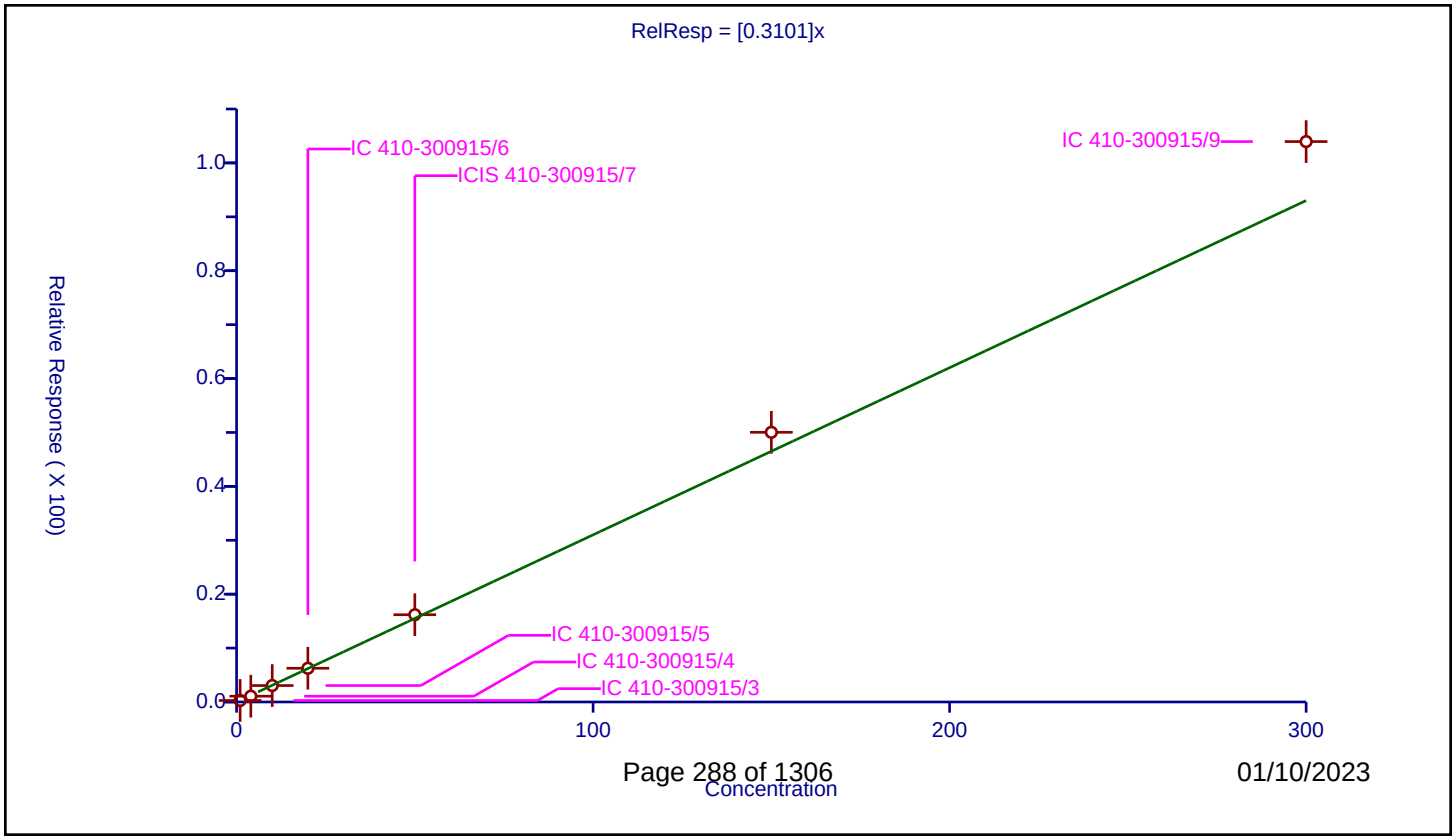

Calibration / Isopropylbenzene

Curve Type:	Average
Weighting:	Conc_Sq
Origin:	Force
Dependency:	Response
Calib Mode:	ISTD
Response Base:	AREA
RF Rounding:	0

Curve Coefficients

Intercept:	0
Slope:	2.356

Error Coefficients

Standard Error:	3870000
Relative Standard Error:	6.8
Correlation Coefficient:	0.999
Coefficient of Determination (Adjusted):	0.995

ID	Level	Concentration	Rel. Resp.	IS Amount	IS Response	RRF	Used
1	IC 410-300915/3	1.0	2.154392	49.99865	546961.0	2.154392	Y
2	IC 410-300915/4	4.0	9.899486	49.99865	575181.0	2.474872	Y
3	IC 410-300915/5	10.0	25.554322	49.99865	574447.0	2.555432	Y
4	IC 410-300915/6	20.0	49.261932	49.99865	582229.0	2.463097	Y
5	ICIS 410-300915/7	50.0	118.961915	49.99865	601446.0	2.379238	Y
6	IC 410-300915/8	150.0	347.809185	49.99865	630987.0	2.318728	Y
7	IC 410-300915/9	300.0	643.3418	49.99865	642224.0	2.144473	Y

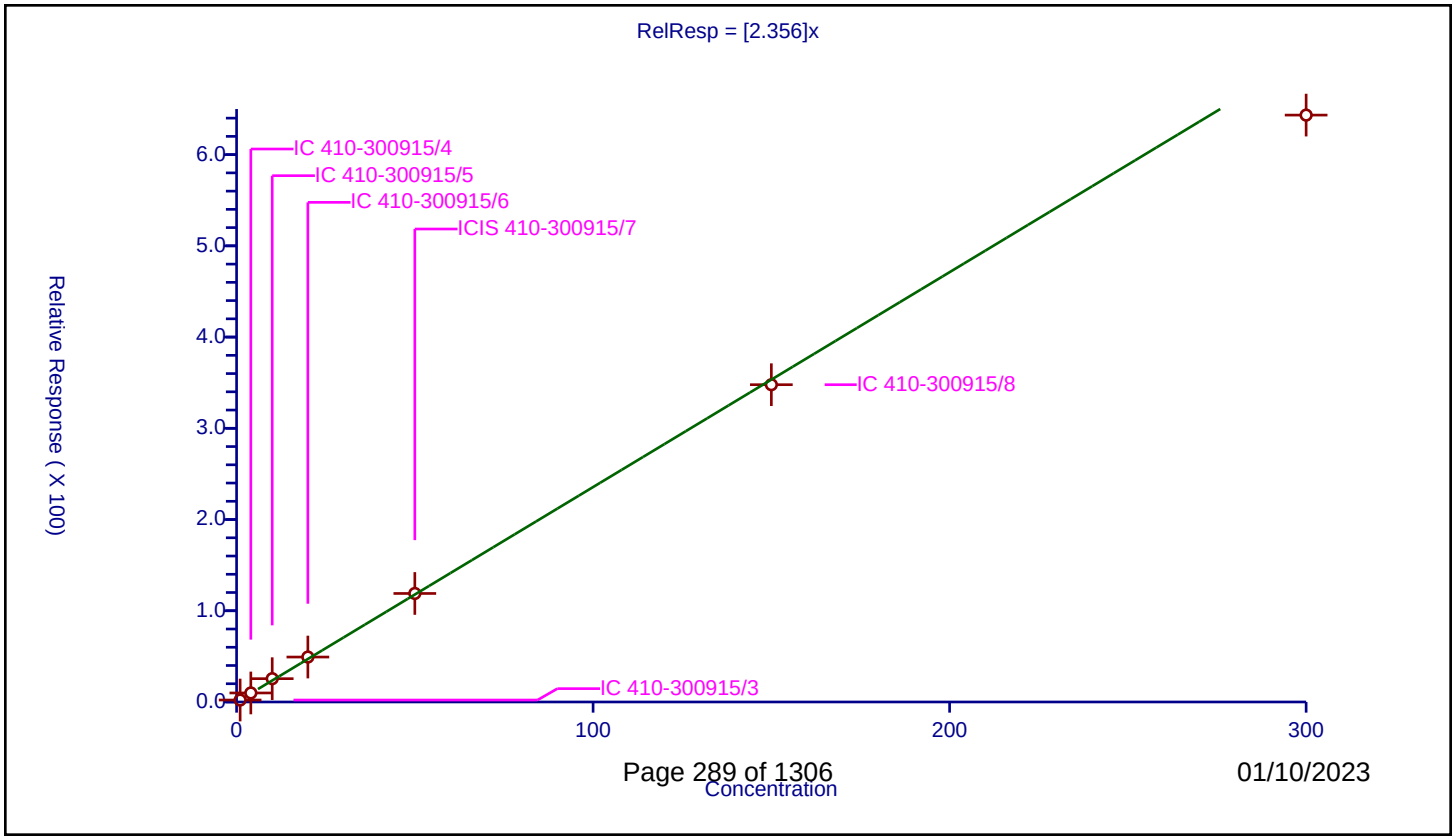

Calibration / 4-Bromofluorobenzene (Surr)

Curve Type:	Average
Weighting:	Conc_Sq
Origin:	Force
Dependency:	Response
Calib Mode:	ISTD
Response Base:	AREA
RF Rounding:	0

Curve Coefficients

Intercept:	0
Slope:	0.546

Error Coefficients

Standard Error:	350000
Relative Standard Error:	0.4
Correlation Coefficient:	NA
Coefficient of Determination (Adjusted):	0

ID	Level	Concentration	Rel. Resp.	IS Amount	IS Response	RRF	Used
1	IC 410-300915/9	49.99865	27.391183	49.99865	642224.0	0.547838	Y
2	IC 410-300915/8	49.99865	27.174945	49.99865	630987.0	0.543514	Y
3	ICIS 410-300915/7	49.99865	27.227728	49.99865	601446.0	0.544569	Y
4	IC 410-300915/6	49.99865	27.498231	49.99865	582229.0	0.549979	Y
5	IC 410-300915/5	49.99865	27.203603	49.99865	574447.0	0.544087	Y
6	IC 410-300915/4	49.99865	27.336743	49.99865	575181.0	0.54675	Y
7	IC 410-300915/3	49.99865	27.27662	49.99865	546961.0	0.545547	Y

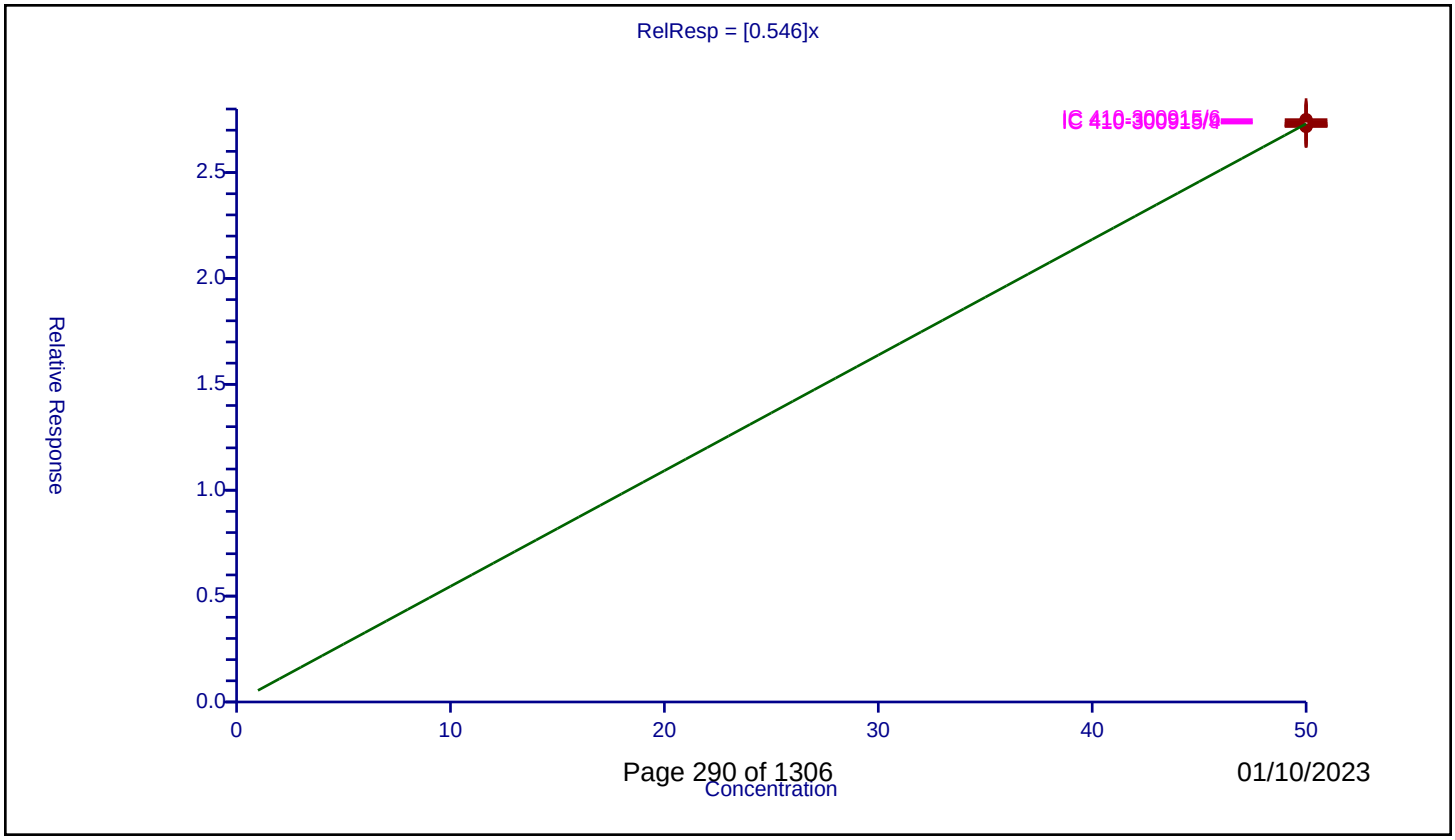

Calibration / Bromobenzene

Curve Type:	Average
Weighting:	Conc_Sq
Origin:	Force
Dependency:	Response
Calib Mode:	ISTD
Response Base:	AREA
RF Rounding:	0

Curve Coefficients

Intercept:	0
Slope:	0.9549

Error Coefficients

Standard Error:	890000
Relative Standard Error:	5.5
Correlation Coefficient:	1.000
Coefficient of Determination (Adjusted):	0.997

ID	Level	Concentration	Rel. Resp.	IS Amount	IS Response	RRF	Used
1	IC 410-300915/3	1.0	0.848256	49.99865	301139.0	0.848256	Y
2	IC 410-300915/4	4.0	3.936296	49.99865	307273.0	0.984074	Y
3	IC 410-300915/5	10.0	10.071398	49.99865	303753.0	1.00714	Y
4	IC 410-300915/6	20.0	19.763529	49.99865	313134.0	0.988176	Y
5	ICIS 410-300915/7	50.0	47.258332	49.99865	320757.0	0.945167	Y
6	IC 410-300915/8	150.0	141.148176	49.99865	331792.0	0.940988	Y
7	IC 410-300915/9	300.0	291.054873	49.99865	333245.0	0.970183	Y

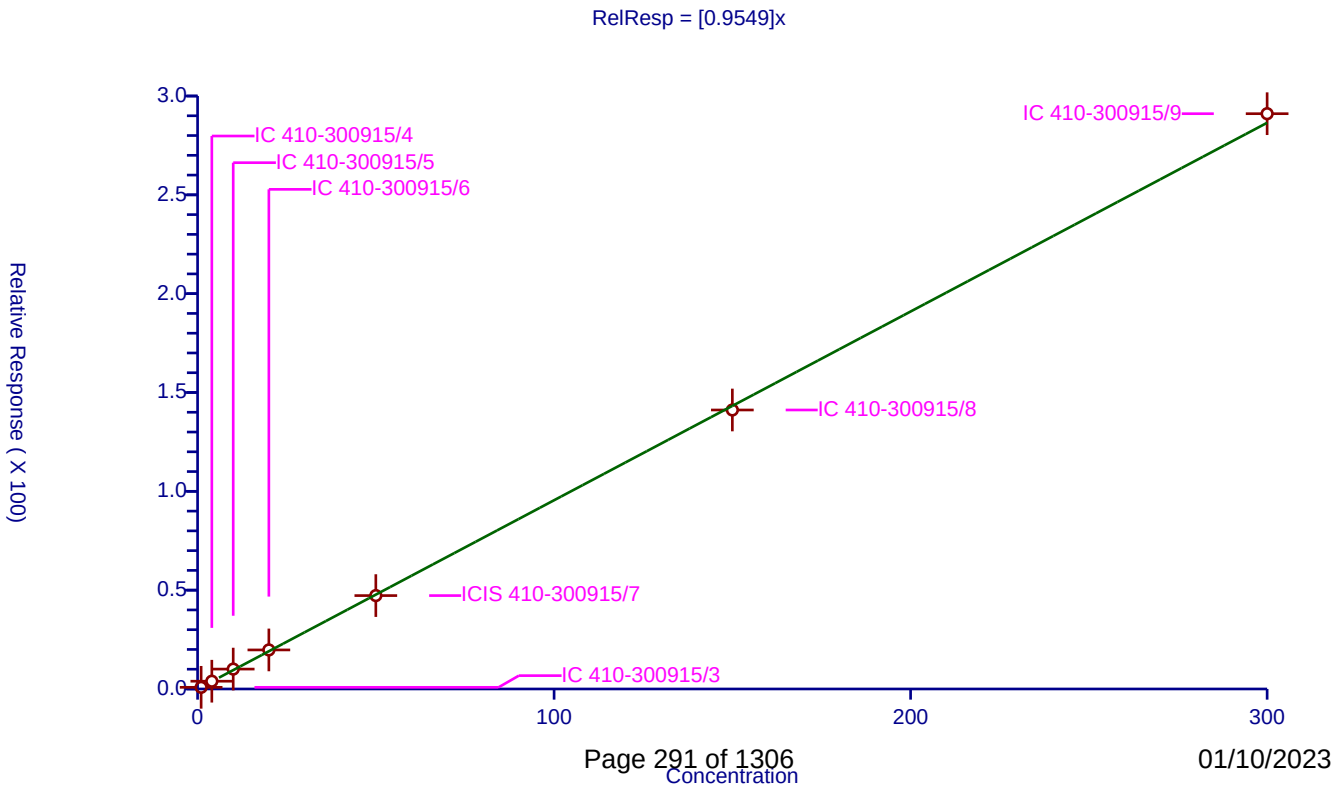

Calibration / 1,1,2,2-Tetrachloroethane

Curve Type:	Average
Weighting:	Conc_Sq
Origin:	Force
Dependency:	Response
Calib Mode:	ISTD
Response Base:	AREA
RF Rounding:	0

Curve Coefficients

Intercept:	0
Slope:	1.429

Error Coefficients

Standard Error:	1430000
Relative Standard Error:	5.7
Correlation Coefficient:	0.997
Coefficient of Determination (Adjusted):	0.996

ID	Level	Concentration	Rel. Resp.	IS Amount	IS Response	RRF	Used
1	IC 410-300915/3	1.0	1.335228	49.99865	301139.0	1.335228	Y
2	IC 410-300915/4	4.0	5.571117	49.99865	307273.0	1.392779	Y
3	IC 410-300915/5	10.0	14.735917	49.99865	303753.0	1.473592	Y
4	IC 410-300915/6	20.0	28.049534	49.99865	313134.0	1.402477	Y
5	ICIS 410-300915/7	50.0	69.447739	49.99865	320757.0	1.388955	Y
6	IC 410-300915/8	150.0	213.236123	49.99865	331792.0	1.421574	Y
7	IC 410-300915/9	300.0	476.554373	49.99865	333245.0	1.588515	Y

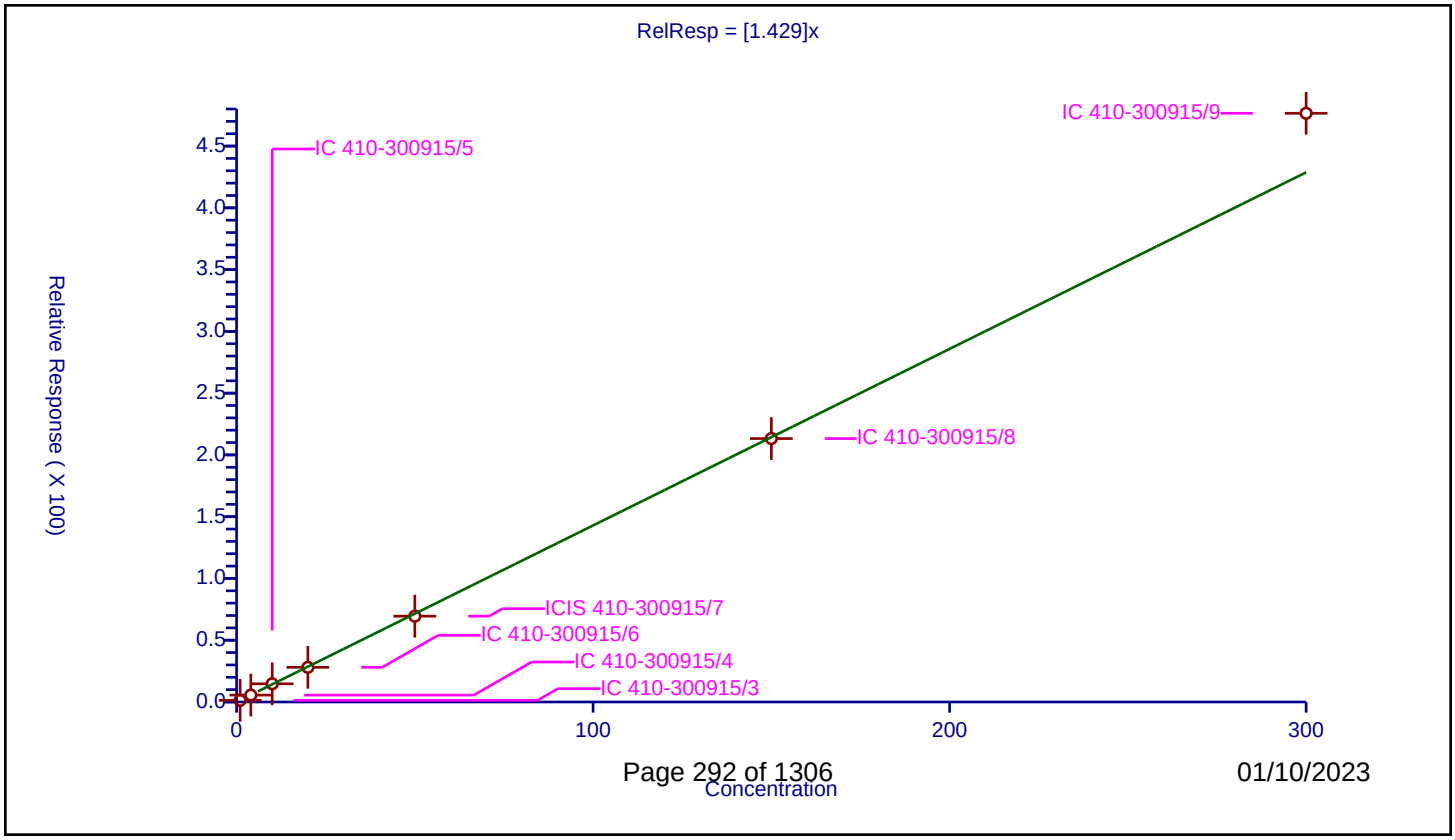

Calibration / trans-1,4-Dichloro-2-butene

Curve Type:	Average
Weighting:	Conc_Sq
Origin:	Force
Dependency:	Response
Calib Mode:	ISTD
Response Base:	AREA
RF Rounding:	0

Curve Coefficients

Intercept:	0
Slope:	0.6306

Error Coefficients

Standard Error:	1540000
Relative Standard Error:	5.5
Correlation Coefficient:	1.000
Coefficient of Determination (Adjusted):	0.997

ID	Level	Concentration	Rel. Resp.	IS Amount	IS Response	RRF	Used
1	IC 410-300915/3	2.5	1.433186	49.99865	301139.0	0.573275	Y
2	IC 410-300915/4	10.0	5.940648	49.99865	307273.0	0.594065	Y
3	IC 410-300915/5	25.0	16.126319	49.99865	303753.0	0.645053	Y
4	IC 410-300915/6	50.0	31.979056	49.99865	313134.0	0.639581	Y
5	ICIS 410-300915/7	125.0	79.684964	49.99865	320757.0	0.63748	Y
6	IC 410-300915/8	375.0	244.934494	49.99865	331792.0	0.653159	Y
7	IC 410-300915/9	750.0	503.463578	49.99865	333245.0	0.671285	Y

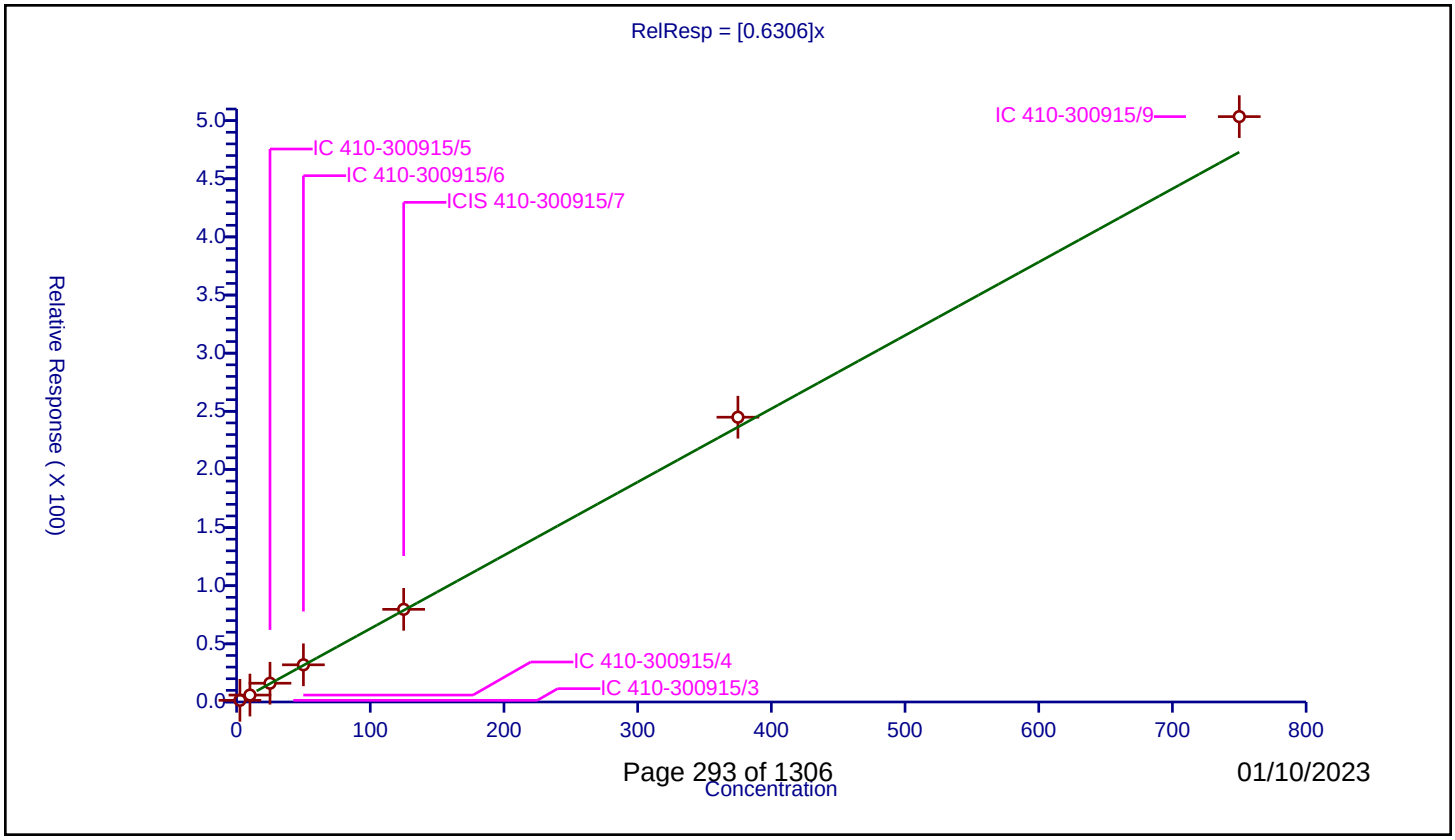

Calibration / 1,2,3-Trichloropropane

Curve Type:	Average
Weighting:	Conc_Sq
Origin:	Force
Dependency:	Response
Calib Mode:	ISTD
Response Base:	AREA
RF Rounding:	0

Curve Coefficients

Intercept:	0
Slope:	0.4472

Error Coefficients

Standard Error:	420000
Relative Standard Error:	3.9
Correlation Coefficient:	1.000
Coefficient of Determination (Adjusted):	0.998

ID	Level	Concentration	Rel. Resp.	IS Amount	IS Response	RRF	Used
1	IC 410-300915/3	1.0	0.429026	49.99865	301139.0	0.429026	Y
2	IC 410-300915/4	4.0	1.677616	49.99865	307273.0	0.419404	Y
3	IC 410-300915/5	10.0	4.58337	49.99865	303753.0	0.458337	Y
4	IC 410-300915/6	20.0	9.386942	49.99865	313134.0	0.469347	Y
5	ICIS 410-300915/7	50.0	22.566942	49.99865	320757.0	0.451339	Y
6	IC 410-300915/8	150.0	66.694352	49.99865	331792.0	0.444629	Y
7	IC 410-300915/9	300.0	137.39295	49.99865	333245.0	0.457977	Y

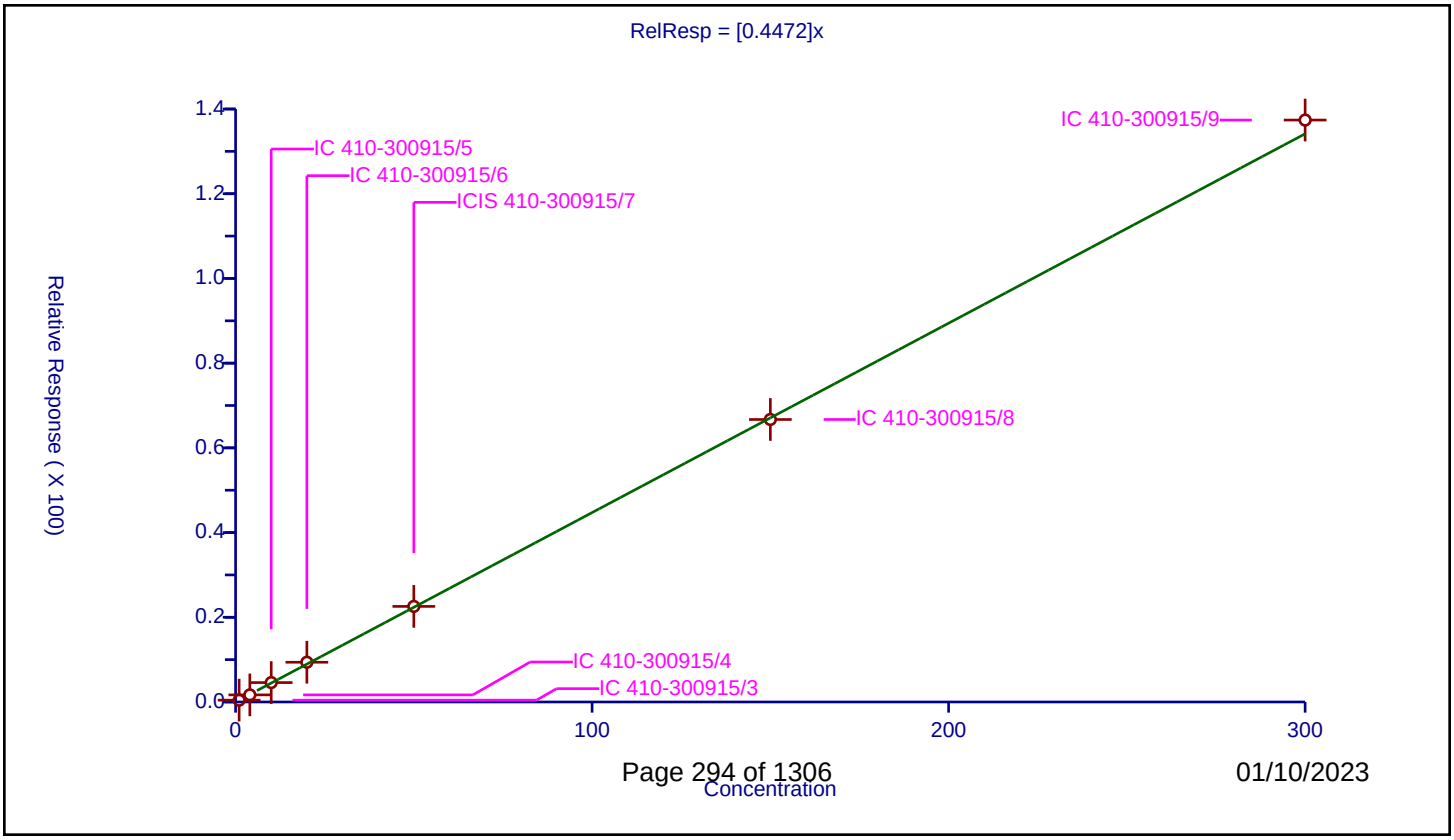

Calibration / N-Propylbenzene

Curve Type:	Average
Weighting:	Conc_Sq
Origin:	Force
Dependency:	Response
Calib Mode:	ISTD
Response Base:	AREA
RF Rounding:	0

Curve Coefficients

Intercept:	0
Slope:	5.554

Error Coefficients

Standard Error:	4480000
Relative Standard Error:	10.0
Correlation Coefficient:	0.992
Coefficient of Determination (Adjusted):	0.989

ID	Level	Concentration	Rel. Resp.	IS Amount	IS Response	RRF	Used
1	IC 410-300915/3	1.0	4.984607	49.99865	301139.0	4.984607	Y
2	IC 410-300915/4	4.0	23.692786	49.99865	307273.0	5.923196	Y
3	IC 410-300915/5	10.0	61.972529	49.99865	303753.0	6.197253	Y
4	IC 410-300915/6	20.0	117.914864	49.99865	313134.0	5.895743	Y
5	ICIS 410-300915/7	50.0	284.078102	49.99865	320757.0	5.681562	Y
6	IC 410-300915/8	150.0	835.10699	49.99865	331792.0	5.56738	Y
7	IC 410-300915/9	300.0	1388.279669	49.99865	333245.0	4.627599	Y

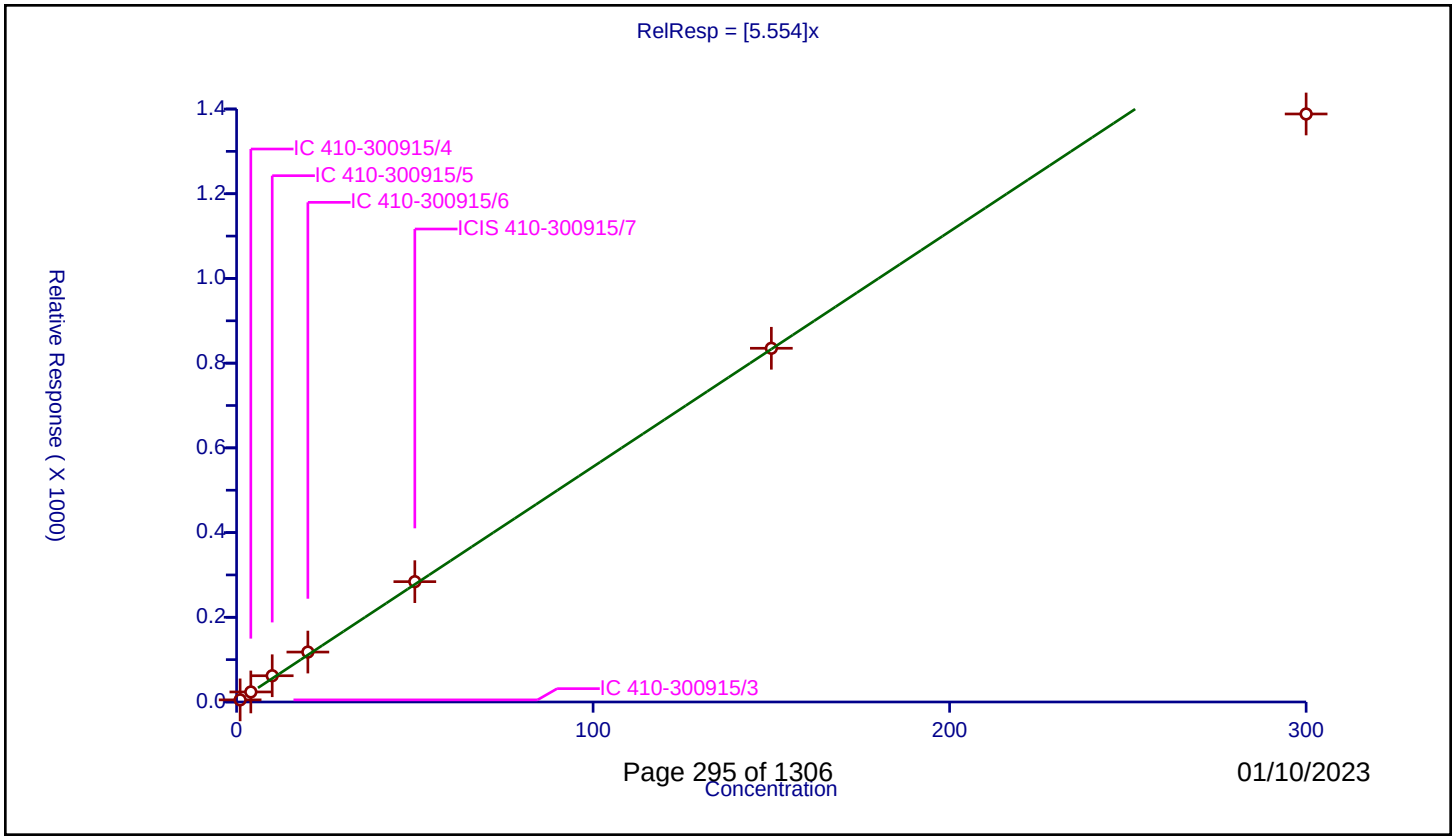

01/10/2023

Calibration / 2-Chlorotoluene

Curve Type:	Average
Weighting:	Conc_Sq
Origin:	Force
Dependency:	Response
Calib Mode:	ISTD
Response Base:	AREA
RF Rounding:	0

Curve Coefficients

Intercept:	0
Slope:	1.014

Error Coefficients

Standard Error:	931000
Relative Standard Error:	3.8
Correlation Coefficient:	1.000
Coefficient of Determination (Adjusted):	0.998

ID	Level	Concentration	Rel. Resp.	IS Amount	IS Response	RRF	Used
1	IC 410-300915/3	1.0	0.947377	49.99865	301139.0	0.947377	Y
2	IC 410-300915/4	4.0	4.128139	49.99865	307273.0	1.032035	Y
3	IC 410-300915/5	10.0	10.68224	49.99865	303753.0	1.068224	Y
4	IC 410-300915/6	20.0	20.838759	49.99865	313134.0	1.041938	Y
5	ICIS 410-300915/7	50.0	50.070665	49.99865	320757.0	1.001413	Y
6	IC 410-300915/8	150.0	149.590737	49.99865	331792.0	0.997272	Y
7	IC 410-300915/9	300.0	303.367853	49.99865	333245.0	1.011226	Y

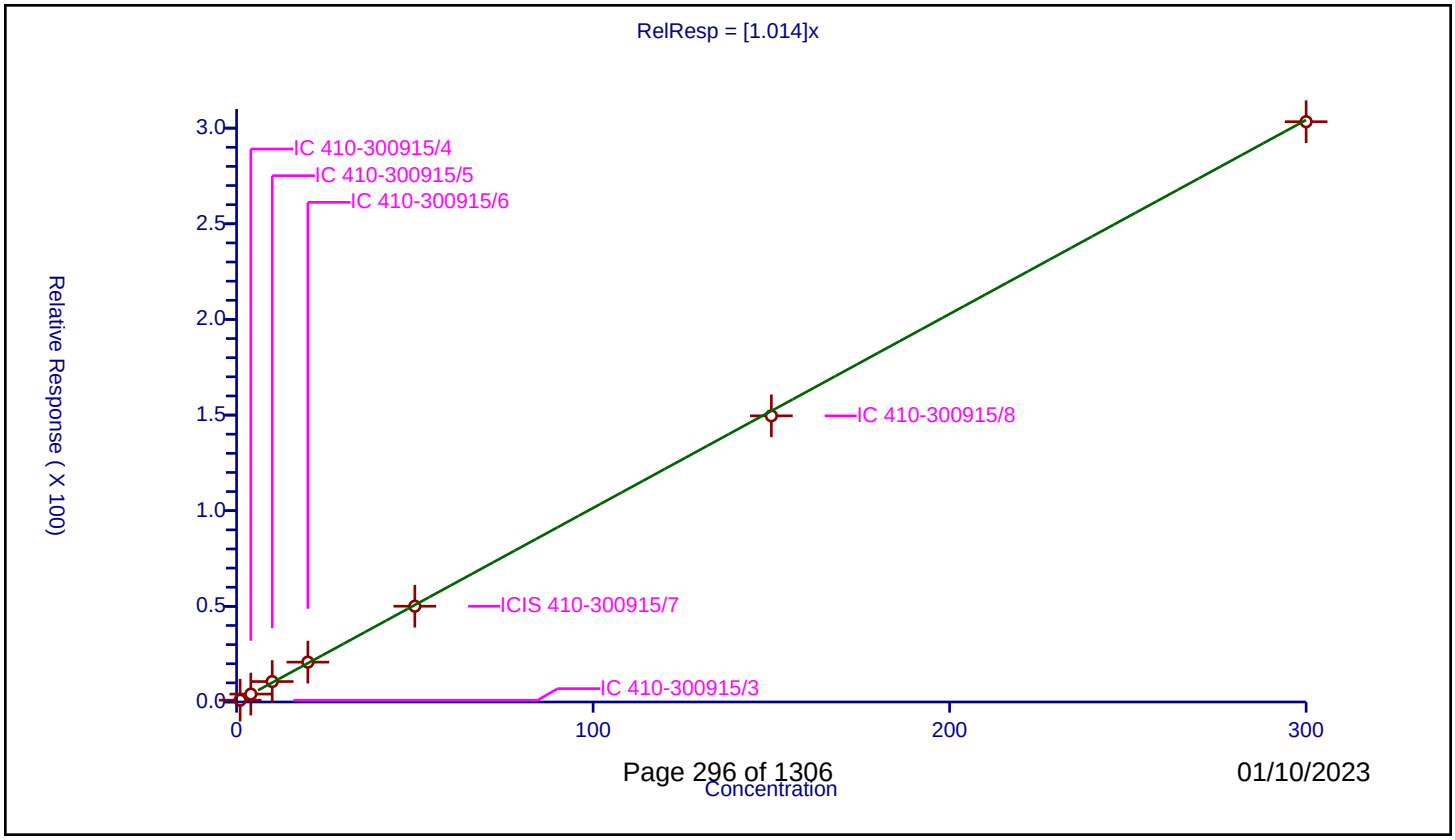

Calibration / 1,3,5-Trimethylbenzene

Curve Type:	Average
Weighting:	Conc_Sq
Origin:	Force
Dependency:	Response
Calib Mode:	ISTD
Response Base:	AREA
RF Rounding:	0

Curve Coefficients

Intercept:	0
Slope:	3.777

Error Coefficients

Standard Error:	3400000
Relative Standard Error:	6.5
Correlation Coefficient:	1.000
Coefficient of Determination (Adjusted):	0.995

ID	Level	Concentration	Rel. Resp.	IS Amount	IS Response	RRF	Used
1	IC 410-300915/3	1.0	3.319806	49.99865	301139.0	3.319806	Y
2	IC 410-300915/4	4.0	15.567983	49.99865	307273.0	3.891996	Y
3	IC 410-300915/5	10.0	41.065481	49.99865	303753.0	4.106548	Y
4	IC 410-300915/6	20.0	78.228773	49.99865	313134.0	3.911439	Y
5	ICIS 410-300915/7	50.0	188.731549	49.99865	320757.0	3.774631	Y
6	IC 410-300915/8	150.0	566.779255	49.99865	331792.0	3.778528	Y
7	IC 410-300915/9	300.0	1096.805597	49.99865	333245.0	3.656019	Y

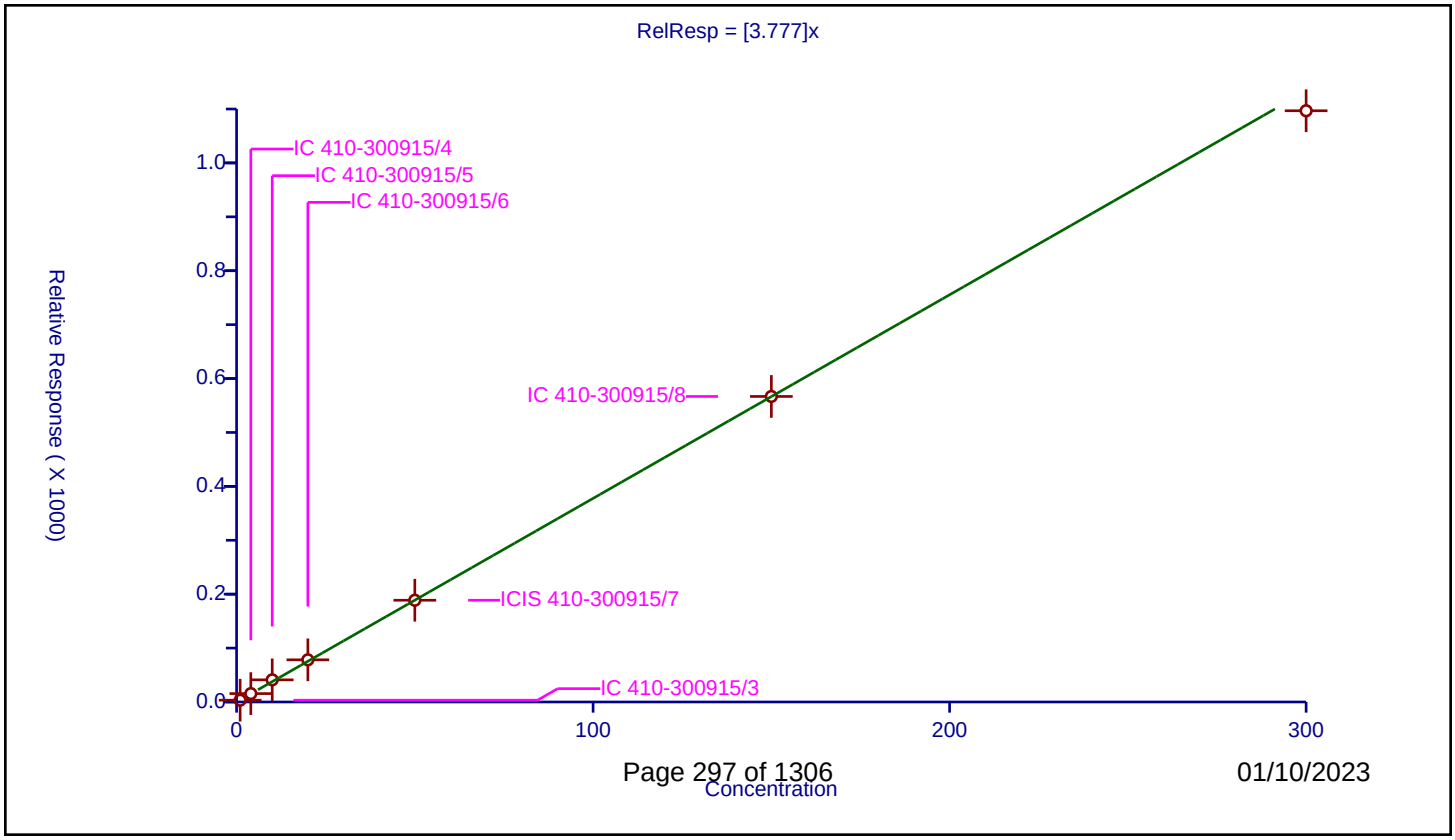

Calibration / 4-Chlorotoluene

Curve Type:	Average
Weighting:	Conc_Sq
Origin:	Force
Dependency:	Response
Calib Mode:	ISTD
Response Base:	AREA
RF Rounding:	0

Curve Coefficients

Intercept:	0
Slope:	1.039

Error Coefficients

Standard Error:	982000
Relative Standard Error:	7.5
Correlation Coefficient:	1.000
Coefficient of Determination (Adjusted):	0.994

ID	Level	Concentration	Rel. Resp.	IS Amount	IS Response	RRF	Used
1	IC 410-300915/3	1.0	0.873161	49.99865	301139.0	0.873161	Y
2	IC 410-300915/4	4.0	4.205267	49.99865	307273.0	1.051317	Y
3	IC 410-300915/5	10.0	11.189711	49.99865	303753.0	1.118971	Y
4	IC 410-300915/6	20.0	21.624663	49.99865	313134.0	1.081233	Y
5	ICIS 410-300915/7	50.0	51.929655	49.99865	320757.0	1.038593	Y
6	IC 410-300915/8	150.0	156.59569	49.99865	331792.0	1.043971	Y
7	IC 410-300915/9	300.0	320.723534	49.99865	333245.0	1.069078	Y

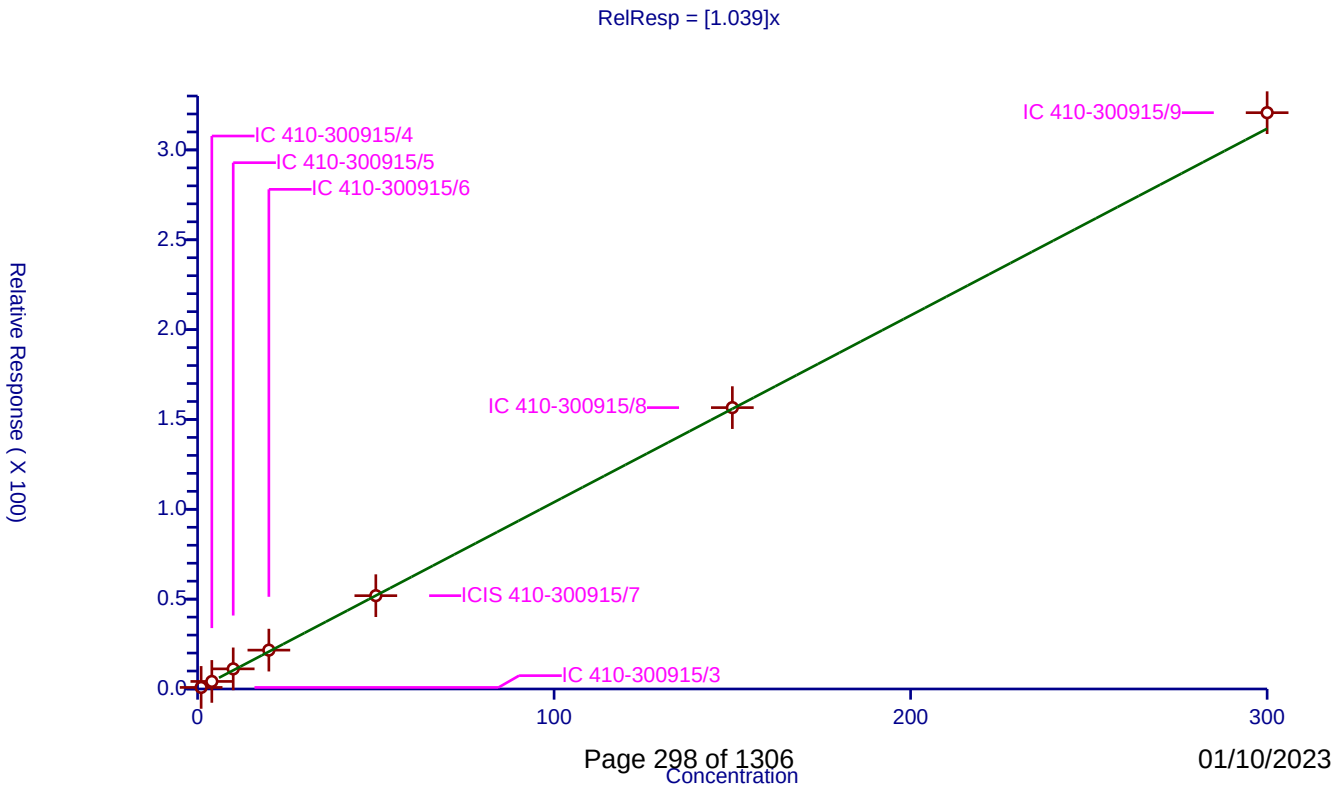

Calibration / tert-Butylbenzene

Curve Type:	Average
Weighting:	Conc_Sq
Origin:	Force
Dependency:	Response
Calib Mode:	ISTD
Response Base:	AREA
RF Rounding:	0

Curve Coefficients

Intercept:	0
Slope:	0.7032

Error Coefficients

Standard Error:	663000
Relative Standard Error:	7.2
Correlation Coefficient:	1.000
Coefficient of Determination (Adjusted):	0.994

ID	Level	Concentration	Rel. Resp.	IS Amount	IS Response	RRF	Used
1	IC 410-300915/3	1.0	0.596718	49.99865	301139.0	0.596718	Y
2	IC 410-300915/4	4.0	2.905156	49.99865	307273.0	0.726289	Y
3	IC 410-300915/5	10.0	7.515443	49.99865	303753.0	0.751544	Y
4	IC 410-300915/6	20.0	14.513842	49.99865	313134.0	0.725692	Y
5	ICIS 410-300915/7	50.0	35.05503	49.99865	320757.0	0.701101	Y
6	IC 410-300915/8	150.0	104.606238	49.99865	331792.0	0.697375	Y
7	IC 410-300915/9	300.0	217.103022	49.99865	333245.0	0.723677	Y

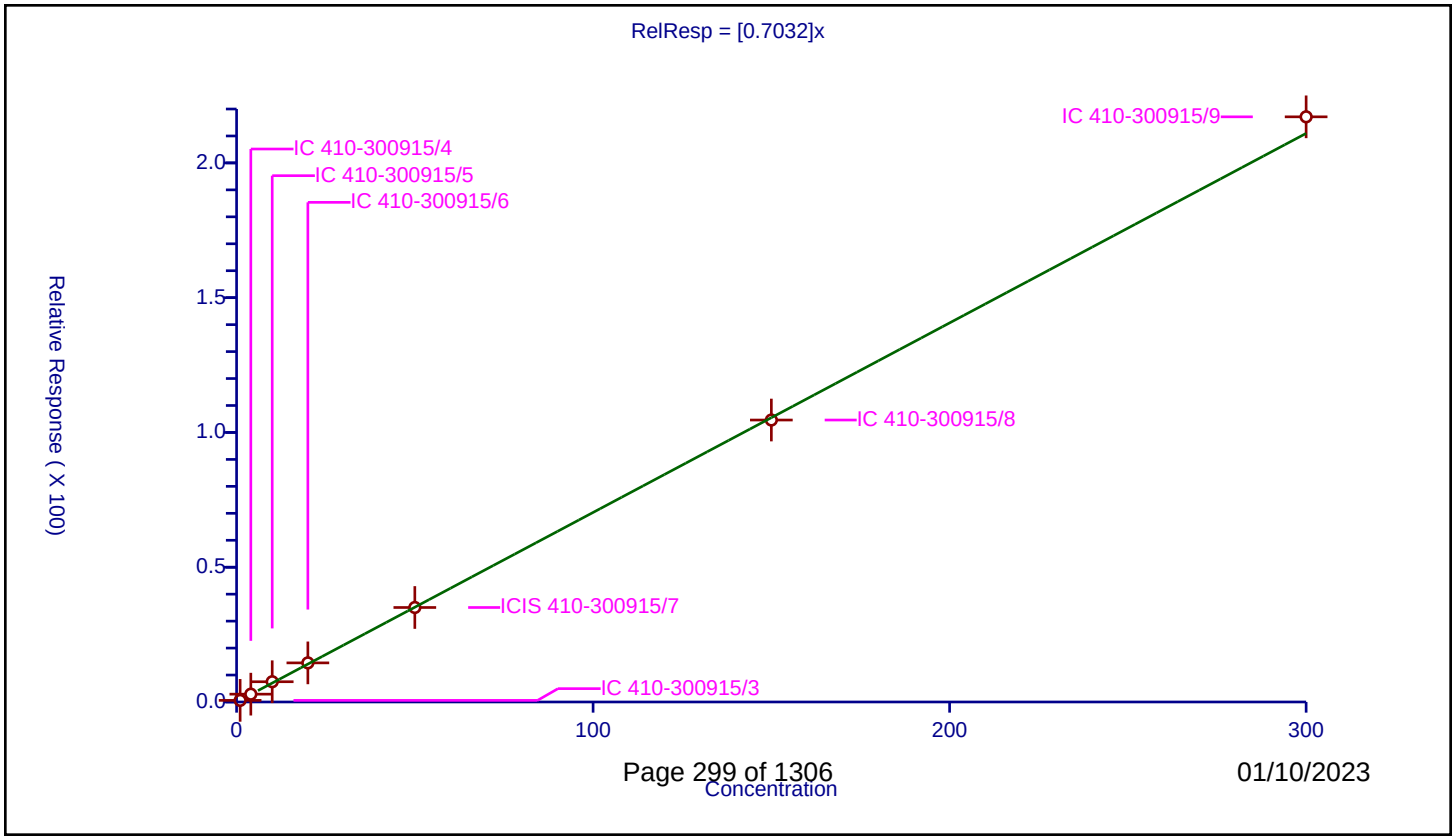

Calibration / 1,2,4-Trimethylbenzene

Curve Type:	Average
Weighting:	Conc_Sq
Origin:	Force
Dependency:	Response
Calib Mode:	ISTD
Response Base:	AREA
RF Rounding:	0

Curve Coefficients

Intercept:	0
Slope:	3.851

Error Coefficients

Standard Error:	3420000
Relative Standard Error:	6.2
Correlation Coefficient:	1.000
Coefficient of Determination (Adjusted):	0.996

ID	Level	Concentration	Rel. Resp.	IS Amount	IS Response	RRF	Used
1	IC 410-300915/3	1.0	3.428391	49.99865	301139.0	3.428391	Y
2	IC 410-300915/4	4.0	15.769102	49.99865	307273.0	3.942275	Y
3	IC 410-300915/5	10.0	41.566533	49.99865	303753.0	4.156653	Y
4	IC 410-300915/6	20.0	80.519264	49.99865	313134.0	4.025963	Y
5	ICIS 410-300915/7	50.0	194.243205	49.99865	320757.0	3.884864	Y
6	IC 410-300915/8	150.0	578.255864	49.99865	331792.0	3.855039	Y
7	IC 410-300915/9	300.0	1099.837818	49.99865	333245.0	3.666126	Y

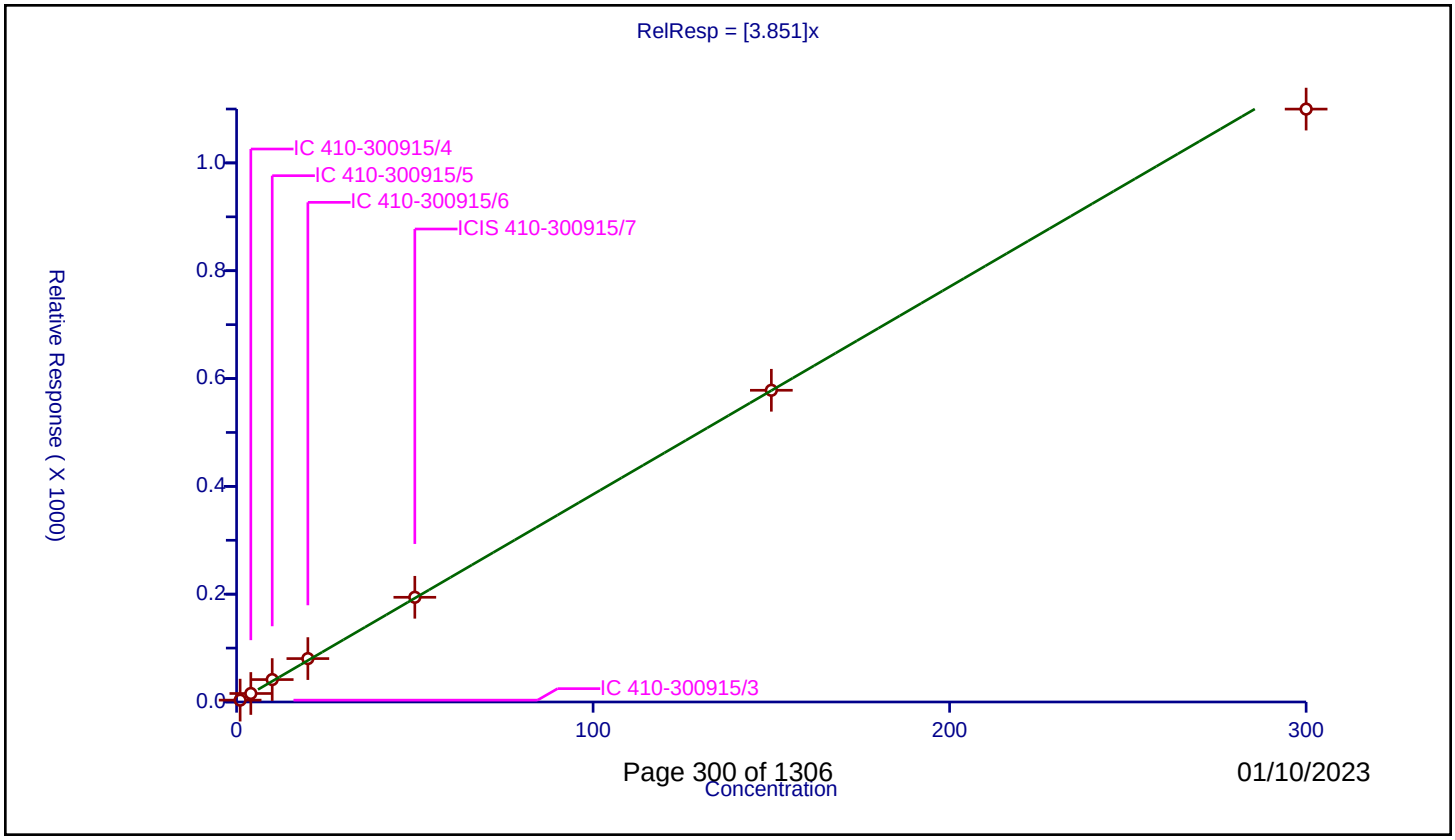

01/10/2023

Calibration / sec-Butylbenzene

Curve Type:	Average
Weighting:	Conc_Sq
Origin:	Force
Dependency:	Response
Calib Mode:	ISTD
Response Base:	AREA
RF Rounding:	0

Curve Coefficients

Intercept:	0
Slope:	4.487

Error Coefficients

Standard Error:	3860000
Relative Standard Error:	7.9
Correlation Coefficient:	0.998
Coefficient of Determination (Adjusted):	0.993

ID	Level	Concentration	Rel. Resp.	IS Amount	IS Response	RRF	Used
1	IC 410-300915/3	1.0	3.928146	49.99865	301139.0	3.928146	Y
2	IC 410-300915/4	4.0	18.589156	49.99865	307273.0	4.647289	Y
3	IC 410-300915/5	10.0	49.155389	49.99865	303753.0	4.915539	Y
4	IC 410-300915/6	20.0	94.333424	49.99865	313134.0	4.716671	Y
5	ICIS 410-300915/7	50.0	230.065618	49.99865	320757.0	4.601312	Y
6	IC 410-300915/8	150.0	676.683247	49.99865	331792.0	4.511222	Y
7	IC 410-300915/9	300.0	1226.380486	49.99865	333245.0	4.087935	Y

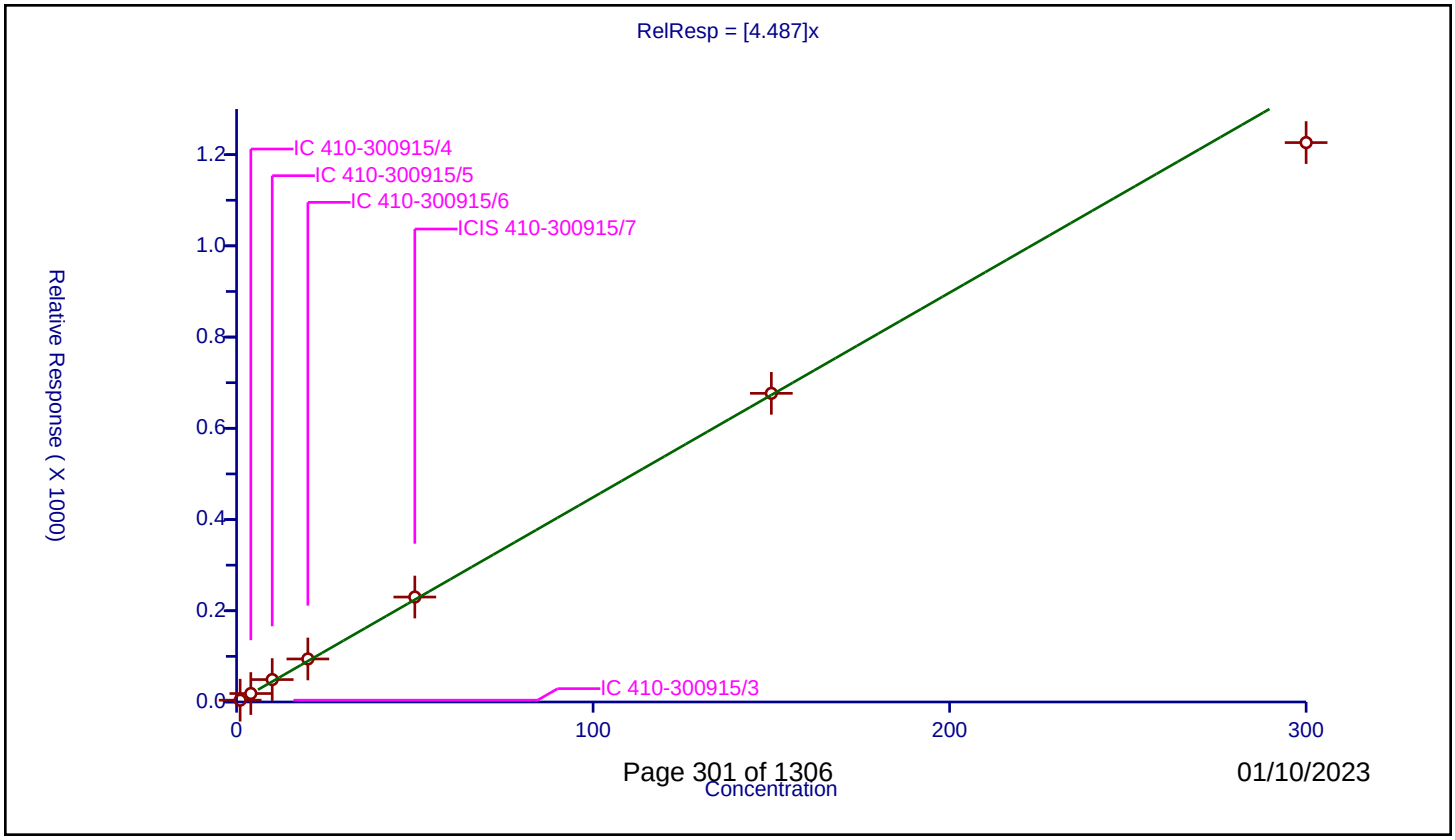

Calibration / 1,3-Dichlorobenzene

Curve Type:	Average
Weighting:	Conc_Sq
Origin:	Force
Dependency:	Response
Calib Mode:	ISTD
Response Base:	AREA
RF Rounding:	0

Curve Coefficients

Intercept:	0
Slope:	1.93

Error Coefficients

Standard Error:	1760000
Relative Standard Error:	4.2
Correlation Coefficient:	1.000
Coefficient of Determination (Adjusted):	0.998

ID	Level	Concentration	Rel. Resp.	IS Amount	IS Response	RRF	Used
1	IC 410-300915/3	1.0	1.799121	49.99865	301139.0	1.799121	Y
2	IC 410-300915/4	4.0	7.944512	49.99865	307273.0	1.986128	Y
3	IC 410-300915/5	10.0	20.572904	49.99865	303753.0	2.05729	Y
4	IC 410-300915/6	20.0	39.207395	49.99865	313134.0	1.96037	Y
5	ICIS 410-300915/7	50.0	95.232295	49.99865	320757.0	1.904646	Y
6	IC 410-300915/8	150.0	283.405601	49.99865	331792.0	1.889371	Y
7	IC 410-300915/9	300.0	574.404062	49.99865	333245.0	1.91468	Y

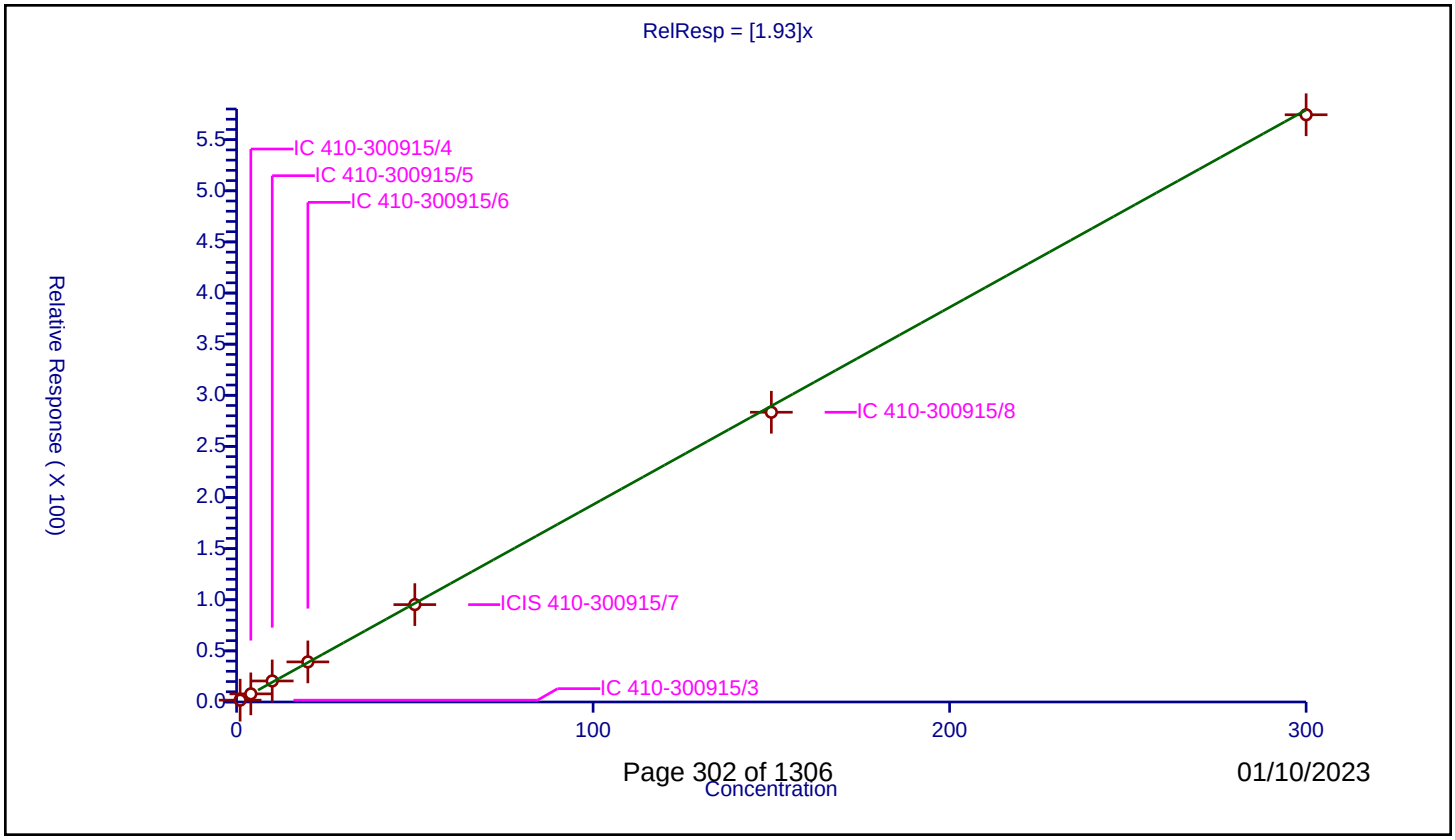

Calibration / 4-Isopropyltoluene

Curve Type:	Average
Weighting:	Conc_Sq
Origin:	Force
Dependency:	Response
Calib Mode:	ISTD
Response Base:	AREA
RF Rounding:	0

Curve Coefficients

Intercept:	0
Slope:	3.81

Error Coefficients

Standard Error:	3420000
Relative Standard Error:	6.9
Correlation Coefficient:	1.000
Coefficient of Determination (Adjusted):	0.995

ID	Level	Concentration	Rel. Resp.	IS Amount	IS Response	RRF	Used
1	IC 410-300915/3	1.0	3.320636	49.99865	301139.0	3.320636	Y
2	IC 410-300915/4	4.0	15.43667	49.99865	307273.0	3.859168	Y
3	IC 410-300915/5	10.0	41.367693	49.99865	303753.0	4.136769	Y
4	IC 410-300915/6	20.0	80.111941	49.99865	313134.0	4.005597	Y
5	ICIS 410-300915/7	50.0	192.938203	49.99865	320757.0	3.858764	Y
6	IC 410-300915/8	150.0	573.405215	49.99865	331792.0	3.822701	Y
7	IC 410-300915/9	300.0	1099.140302	49.99865	333245.0	3.663801	Y

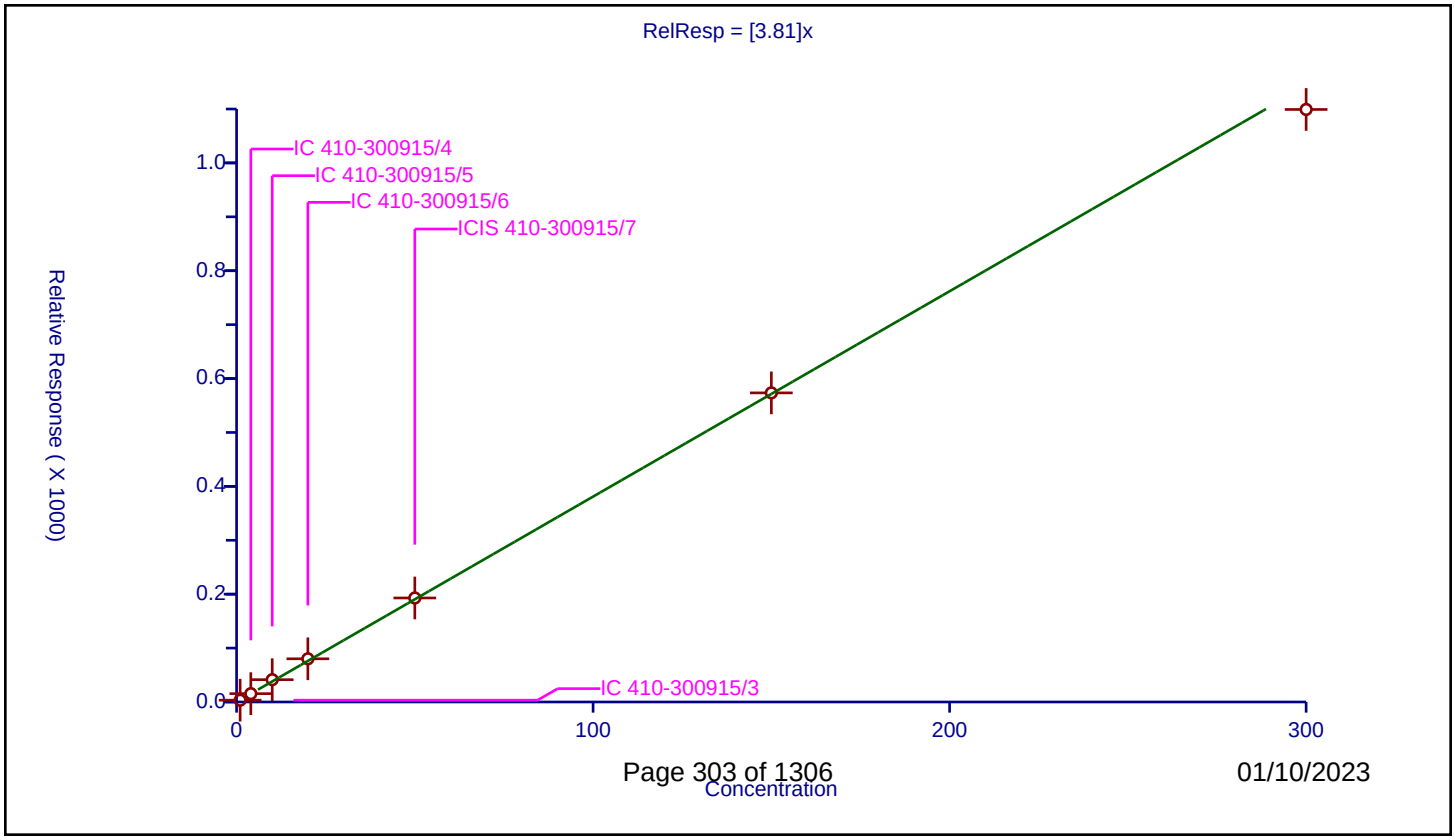

Calibration / 1,4-Dichlorobenzene

Curve Type:	Average
Weighting:	Conc_Sq
Origin:	Force
Dependency:	Response
Calib Mode:	ISTD
Response Base:	AREA
RF Rounding:	0

Curve Coefficients

Intercept:	0
Slope:	1.957

Error Coefficients

Standard Error:	1780000
Relative Standard Error:	2.5
Correlation Coefficient:	1.000
Coefficient of Determination (Adjusted):	0.999

ID	Level	Concentration	Rel. Resp.	IS Amount	IS Response	RRF	Used
1	IC 410-300915/3	1.0	1.904219	49.99865	301139.0	1.904219	Y
2	IC 410-300915/4	4.0	7.944349	49.99865	307273.0	1.986087	Y
3	IC 410-300915/5	10.0	20.353488	49.99865	303753.0	2.035349	Y
4	IC 410-300915/6	20.0	39.923044	49.99865	313134.0	1.996152	Y
5	ICIS 410-300915/7	50.0	96.334969	49.99865	320757.0	1.926699	Y
6	IC 410-300915/8	150.0	288.514537	49.99865	331792.0	1.92343	Y
7	IC 410-300915/9	300.0	578.772202	49.99865	333245.0	1.929241	Y

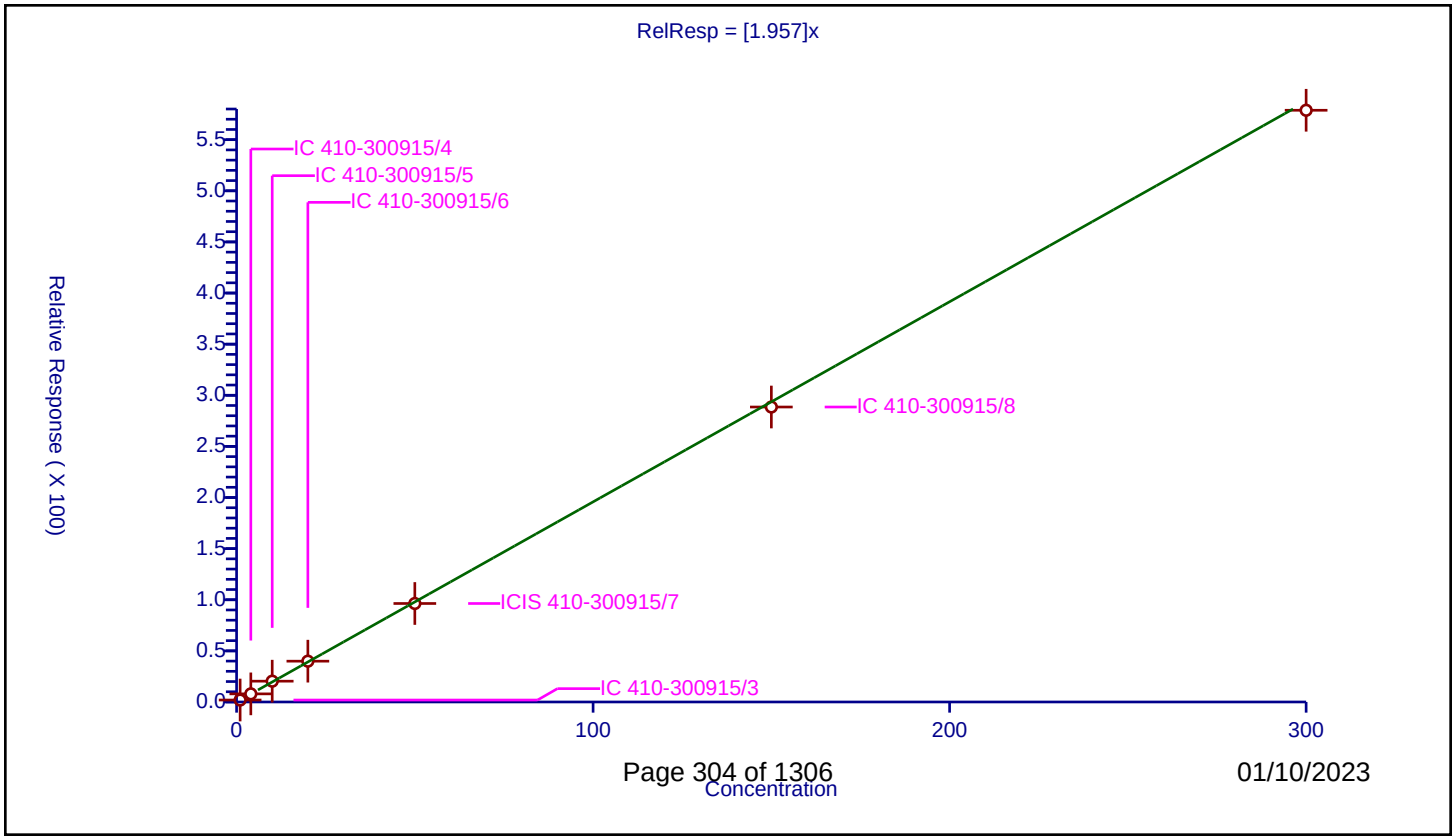

Calibration / 1,2,3-Trimethylbenzene

Curve Type:	Average
Weighting:	Conc_Sq
Origin:	Force
Dependency:	Response
Calib Mode:	ISTD
Response Base:	AREA
RF Rounding:	0

Curve Coefficients

Intercept:	0
Slope:	3.846

Error Coefficients

Standard Error:	3430000
Relative Standard Error:	4.4
Correlation Coefficient:	1.000
Coefficient of Determination (Adjusted):	0.998

ID	Level	Concentration	Rel. Resp.	IS Amount	IS Response	RRF	Used
1	IC 410-300915/3	1.0	3.586951	49.99865	301139.0	3.586951	Y
2	IC 410-300915/4	4.0	15.732816	49.99865	307273.0	3.933204	Y
3	IC 410-300915/5	10.0	40.763929	49.99865	303753.0	4.076393	Y
4	IC 410-300915/6	20.0	79.697274	49.99865	313134.0	3.984864	Y
5	ICIS 410-300915/7	50.0	192.979198	49.99865	320757.0	3.859584	Y
6	IC 410-300915/8	150.0	569.71912	49.99865	331792.0	3.798127	Y
7	IC 410-300915/9	300.0	1105.731671	49.99865	333245.0	3.685772	Y

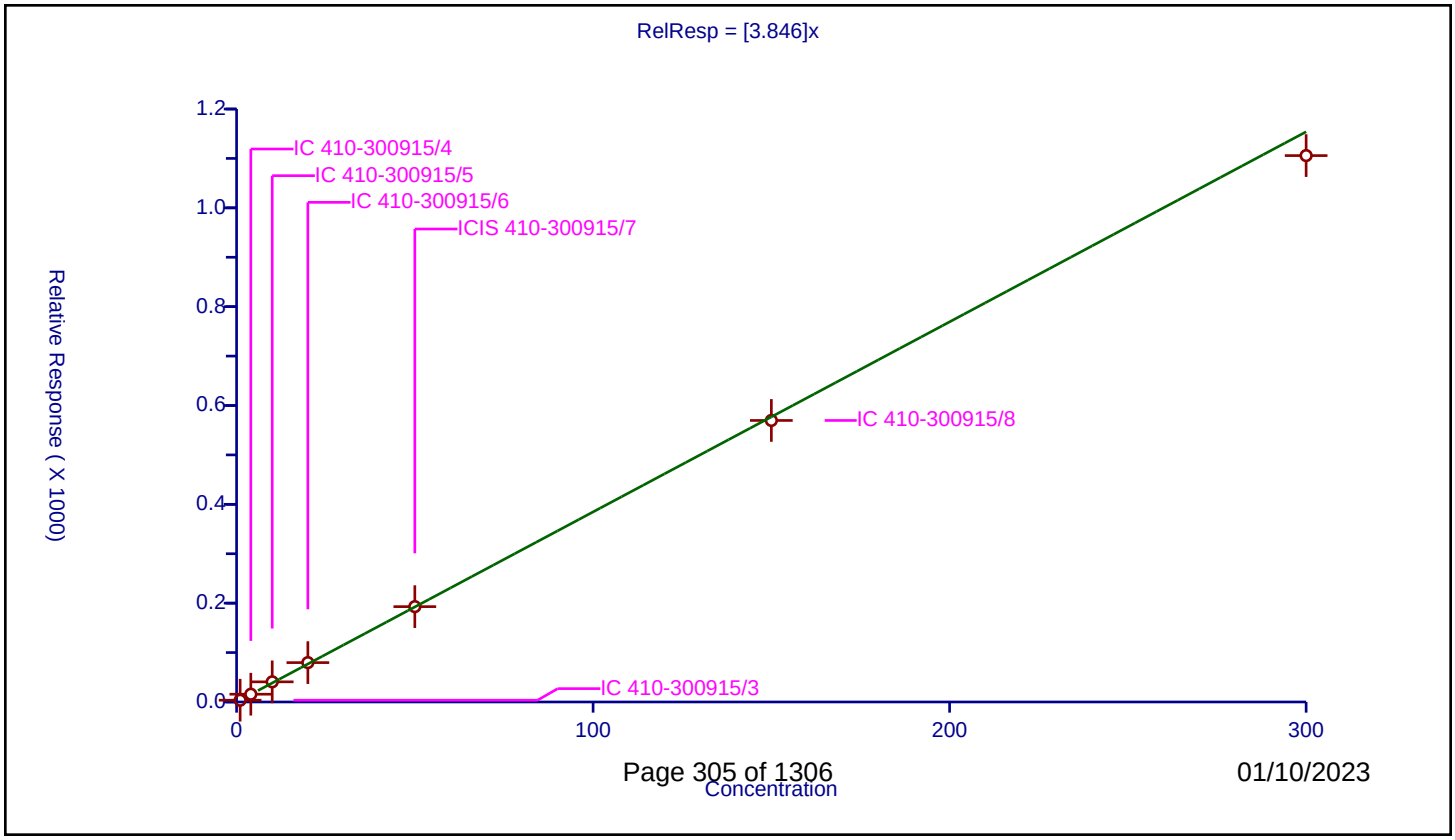

Calibration / Benzyl chloride

Curve Type:	Average
Weighting:	Conc_Sq
Origin:	Force
Dependency:	Response
Calib Mode:	ISTD
Response Base:	AREA
RF Rounding:	0

Curve Coefficients

Intercept:	0
Slope:	2.797

Error Coefficients

Standard Error:	2810000
Relative Standard Error:	9.6
Correlation Coefficient:	1.000
Coefficient of Determination (Adjusted):	0.990

ID	Level	Concentration	Rel. Resp.	IS Amount	IS Response	RRF	Used
1	IC 410-300915/3	1.0	2.347856	49.99865	301139.0	2.347856	Y
2	IC 410-300915/4	4.0	10.035267	49.99865	307273.0	2.508817	Y
3	IC 410-300915/5	10.0	28.137728	49.99865	303753.0	2.813773	Y
4	IC 410-300915/6	20.0	58.099276	49.99865	313134.0	2.904964	Y
5	ICIS 410-300915/7	50.0	146.24134	49.99865	320757.0	2.924827	Y
6	IC 410-300915/8	150.0	454.147271	49.99865	331792.0	3.027648	Y
7	IC 410-300915/9	300.0	914.701555	49.99865	333245.0	3.049005	Y

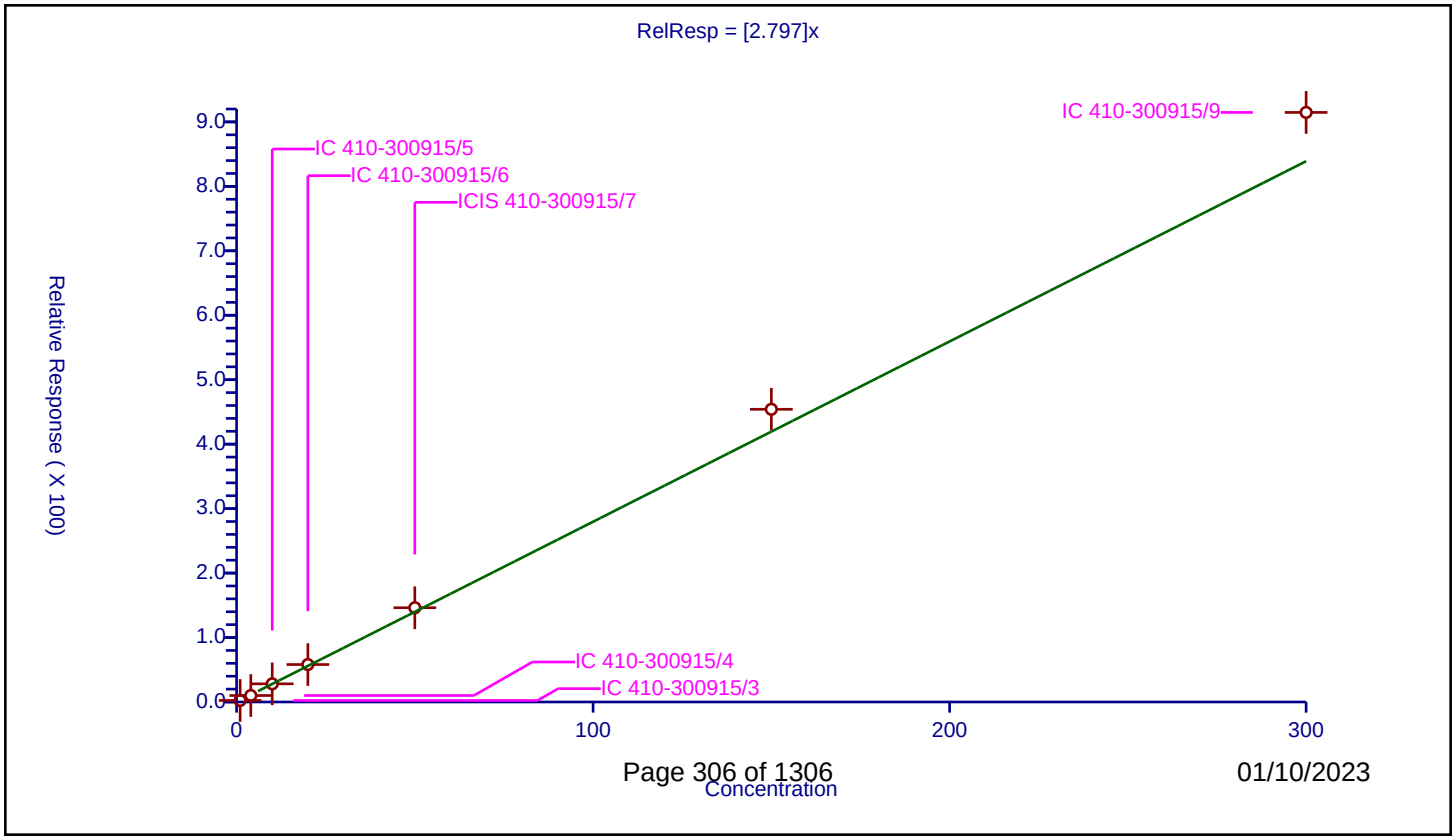

01/10/2023

Calibration / 1,3-Diethylbenzene

Curve Type:	Average
Weighting:	Conc_Sq
Origin:	Force
Dependency:	Response
Calib Mode:	ISTD
Response Base:	AREA
RF Rounding:	0

Curve Coefficients

Intercept:	0
Slope:	2.267

Error Coefficients

Standard Error:	2080000
Relative Standard Error:	5.9
Correlation Coefficient:	1.000
Coefficient of Determination (Adjusted):	0.996

ID	Level	Concentration	Rel. Resp.	IS Amount	IS Response	RRF	Used
1	IC 410-300915/3	1.0	2.001513	49.99865	301139.0	2.001513	Y
2	IC 410-300915/4	4.0	9.151875	49.99865	307273.0	2.287969	Y
3	IC 410-300915/5	10.0	24.327333	49.99865	303753.0	2.432733	Y
4	IC 410-300915/6	20.0	47.068035	49.99865	313134.0	2.353402	Y
5	ICIS 410-300915/7	50.0	114.491058	49.99865	320757.0	2.289821	Y
6	IC 410-300915/8	150.0	337.82422	49.99865	331792.0	2.252161	Y
7	IC 410-300915/9	300.0	675.627754	49.99865	333245.0	2.252093	Y

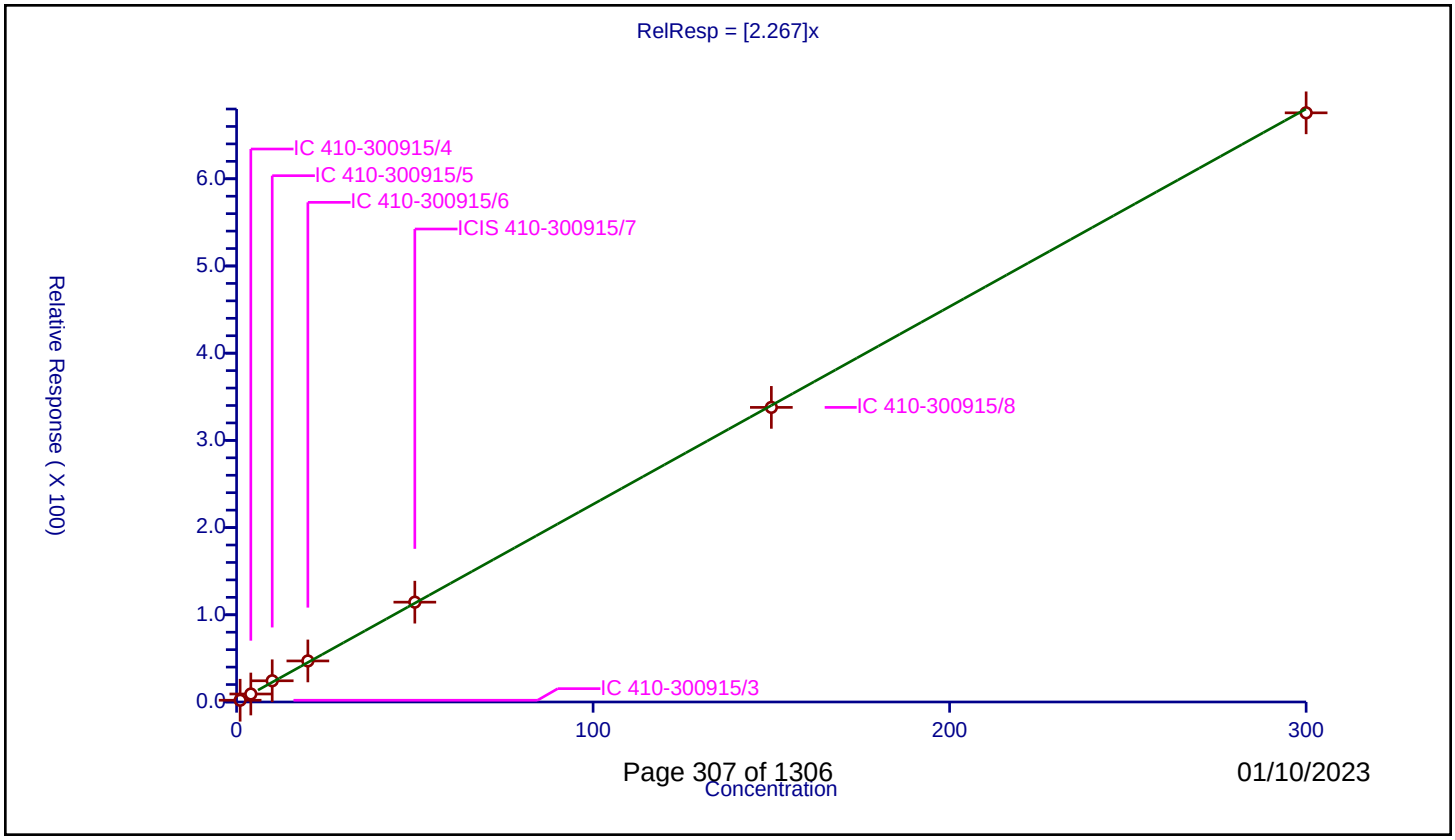

Calibration / p-Diethylbenzene

Curve Type:	Average
Weighting:	Conc_Sq
Origin:	Force
Dependency:	Response
Calib Mode:	ISTD
Response Base:	AREA
RF Rounding:	0

Curve Coefficients

Intercept:	0
Slope:	2.388

Error Coefficients

Standard Error:	2190000
Relative Standard Error:	5.7
Correlation Coefficient:	1.000
Coefficient of Determination (Adjusted):	0.996

ID	Level	Concentration	Rel. Resp.	IS Amount	IS Response	RRF	Used
1	IC 410-300915/3	1.0	2.135501	49.99865	301139.0	2.135501	Y
2	IC 410-300915/4	4.0	9.472916	49.99865	307273.0	2.368229	Y
3	IC 410-300915/5	10.0	25.783411	49.99865	303753.0	2.578341	Y
4	IC 410-300915/6	20.0	49.965438	49.99865	313134.0	2.498272	Y
5	ICIS 410-300915/7	50.0	119.134635	49.99865	320757.0	2.382693	Y
6	IC 410-300915/8	150.0	357.149963	49.99865	331792.0	2.381	Y
7	IC 410-300915/9	300.0	711.654028	49.99865	333245.0	2.37218	Y

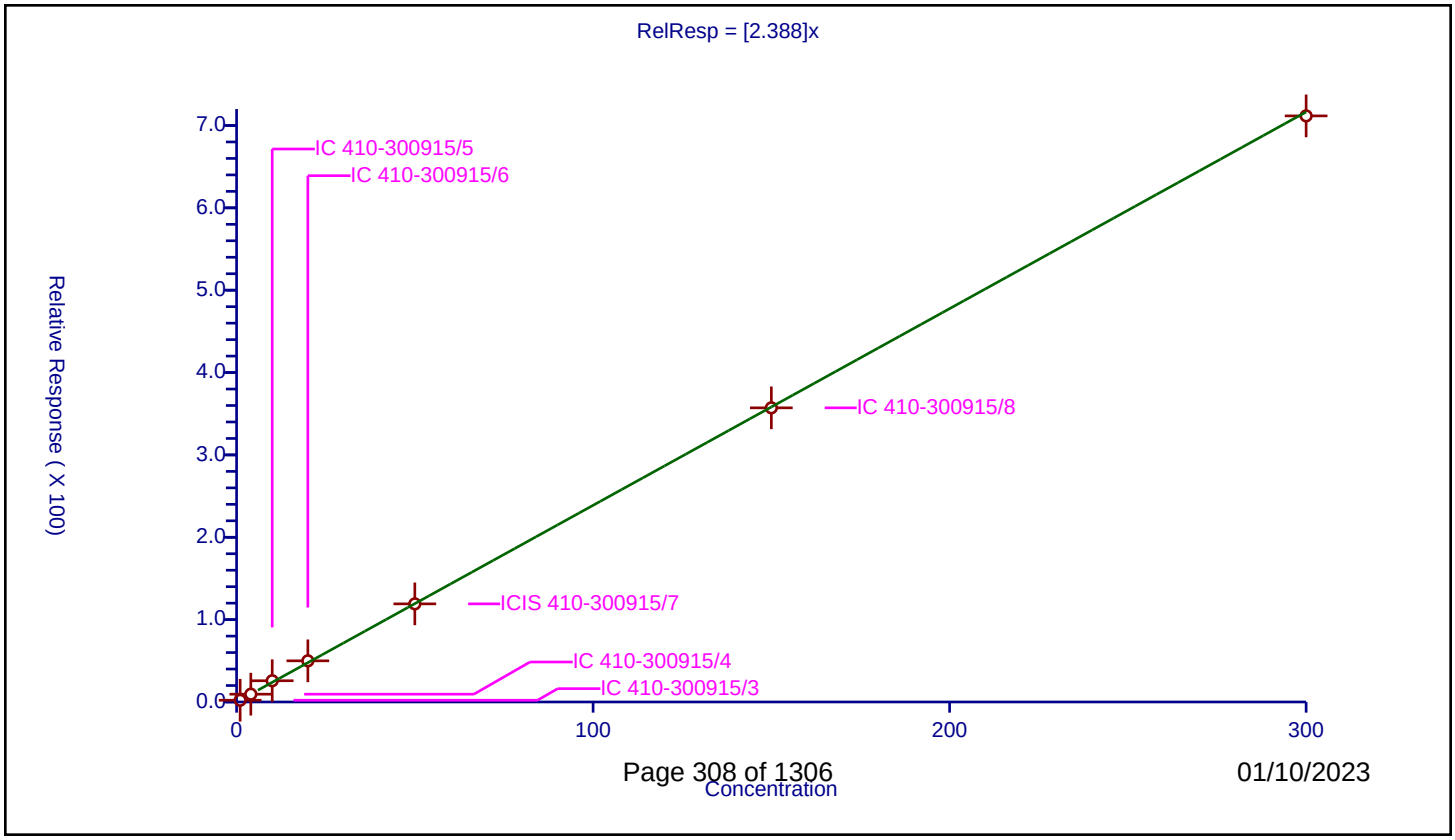

Calibration / n-Butylbenzene

Curve Type:	Average
Weighting:	Conc_Sq
Origin:	Force
Dependency:	Response
Calib Mode:	ISTD
Response Base:	AREA
RF Rounding:	0

Curve Coefficients

Intercept:	0
Slope:	2.124

Error Coefficients

Standard Error:	1960000
Relative Standard Error:	5.8
Correlation Coefficient:	1.000
Coefficient of Determination (Adjusted):	0.996

ID	Level	Concentration	Rel. Resp.	IS Amount	IS Response	RRF	Used
1	IC 410-300915/3	1.0	1.879314	49.99865	301139.0	1.879314	Y
2	IC 410-300915/4	4.0	8.544126	49.99865	307273.0	2.136031	Y
3	IC 410-300915/5	10.0	22.96261	49.99865	303753.0	2.296261	Y
4	IC 410-300915/6	20.0	43.469034	49.99865	313134.0	2.173452	Y
5	ICIS 410-300915/7	50.0	106.491605	49.99865	320757.0	2.129832	Y
6	IC 410-300915/8	150.0	319.546696	49.99865	331792.0	2.130311	Y
7	IC 410-300915/9	300.0	635.94976	49.99865	333245.0	2.119833	Y

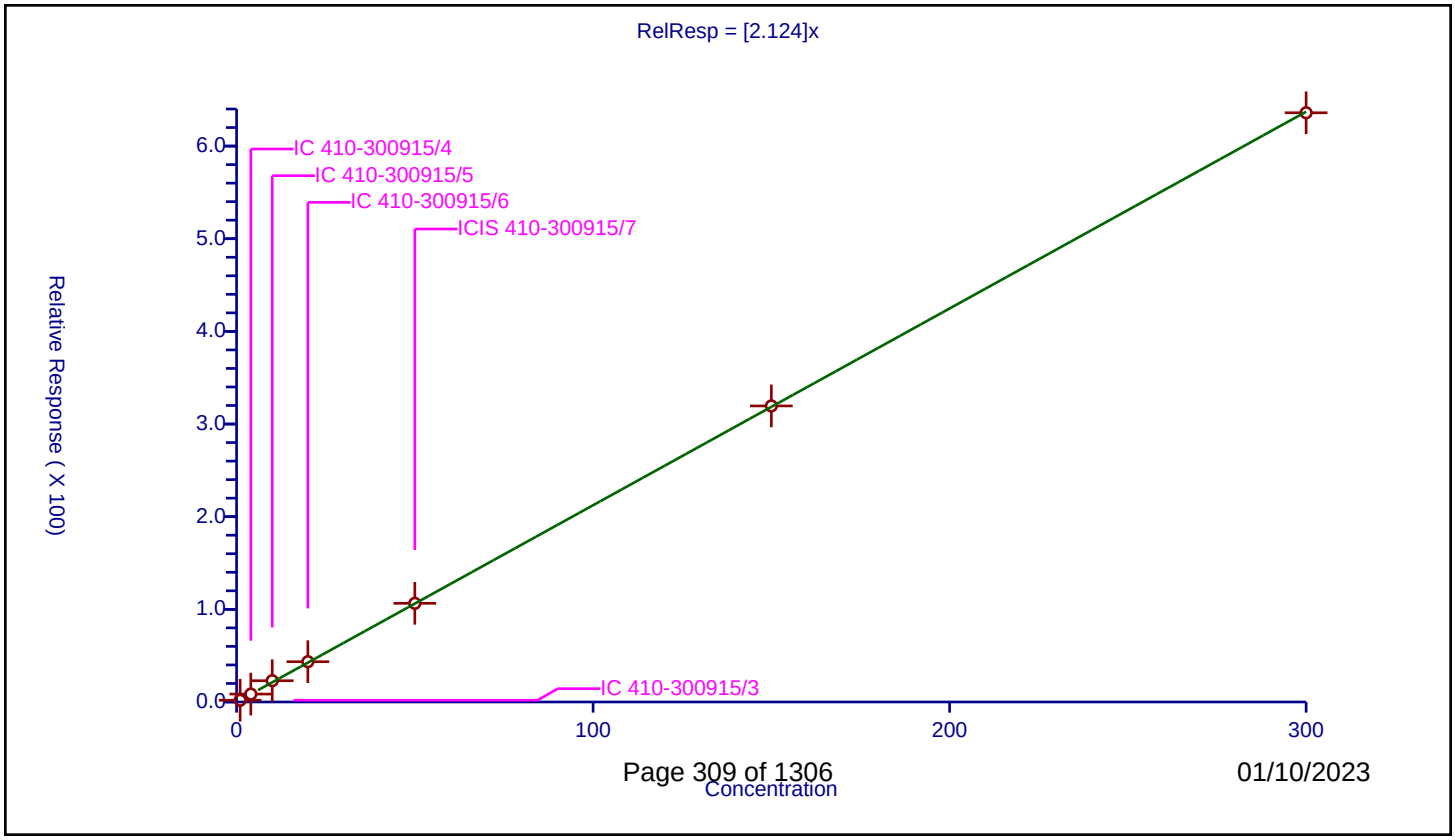

Calibration / 1,2-Dichlorobenzene

Curve Type:	Average
Weighting:	Conc_Sq
Origin:	Force
Dependency:	Response
Calib Mode:	ISTD
Response Base:	AREA
RF Rounding:	0

Curve Coefficients

Intercept:	0
Slope:	1.835

Error Coefficients

Standard Error:	1670000
Relative Standard Error:	3.0
Correlation Coefficient:	1.000
Coefficient of Determination (Adjusted):	0.999

ID	Level	Concentration	Rel. Resp.	IS Amount	IS Response	RRF	Used
1	IC 410-300915/3	1.0	1.75479	49.99865	301139.0	1.75479	Y
2	IC 410-300915/4	4.0	7.311704	49.99865	307273.0	1.827926	Y
3	IC 410-300915/5	10.0	19.21888	49.99865	303753.0	1.921888	Y
4	IC 410-300915/6	20.0	37.759492	49.99865	313134.0	1.887975	Y
5	ICIS 410-300915/7	50.0	91.581655	49.99865	320757.0	1.831633	Y
6	IC 410-300915/8	150.0	271.15006	49.99865	331792.0	1.807667	Y
7	IC 410-300915/9	300.0	543.192133	49.99865	333245.0	1.81064	Y

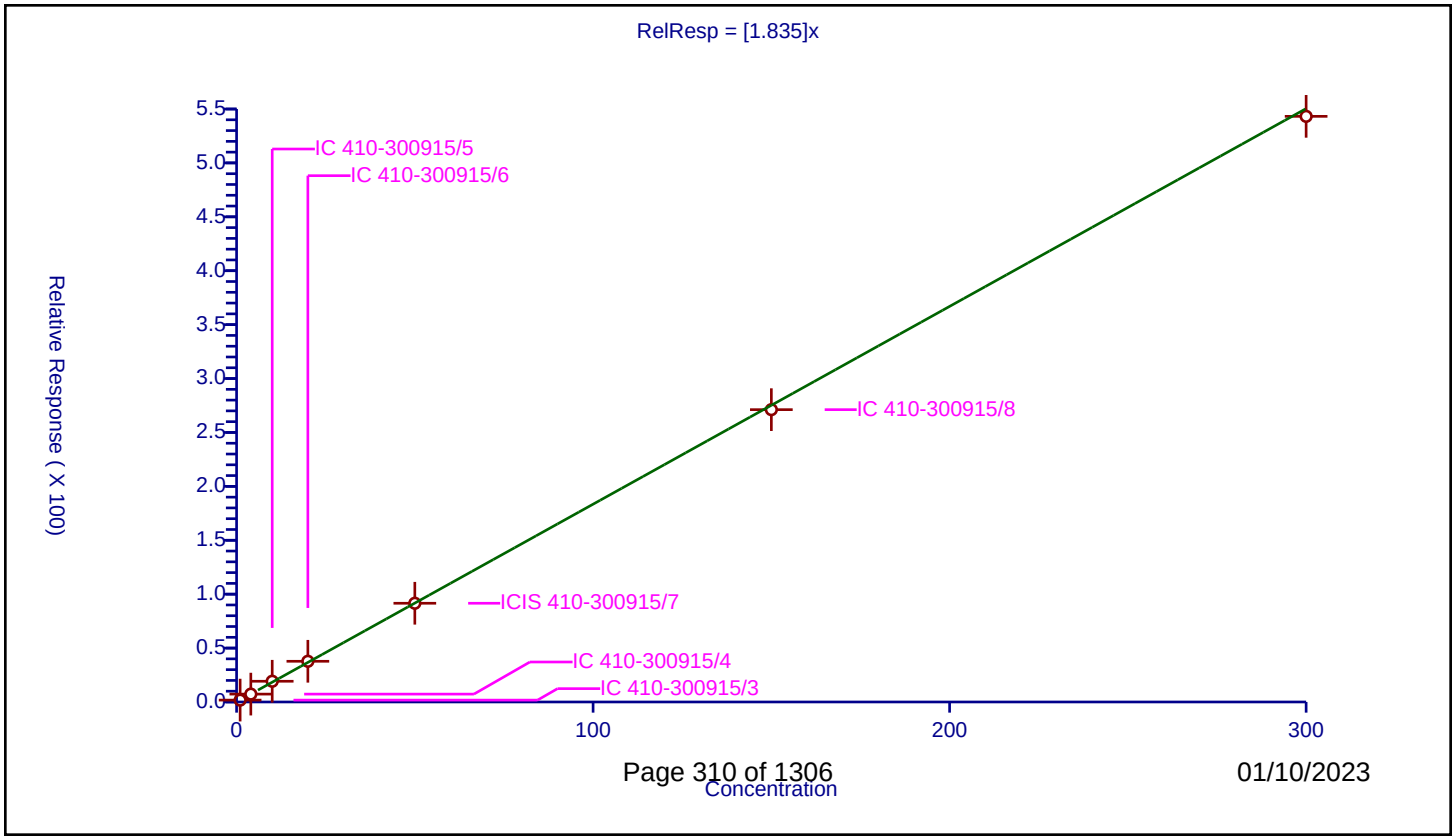

Calibration / o-diethylbenzene

Curve Type:	Average
Weighting:	Conc_Sq
Origin:	Force
Dependency:	Response
Calib Mode:	ISTD
Response Base:	AREA
RF Rounding:	0

Curve Coefficients

Intercept:	0
Slope:	1.865

Error Coefficients

Standard Error:	1710000
Relative Standard Error:	4.8
Correlation Coefficient:	1.000
Coefficient of Determination (Adjusted):	0.997

ID	Level	Concentration	Rel. Resp.	IS Amount	IS Response	RRF	Used
1	IC 410-300915/3	1.0	1.695517	49.99865	301139.0	1.695517	Y
2	IC 410-300915/4	4.0	7.695229	49.99865	307273.0	1.923807	Y
3	IC 410-300915/5	10.0	19.77211	49.99865	303753.0	1.977211	Y
4	IC 410-300915/6	20.0	38.211682	49.99865	313134.0	1.910584	Y
5	ICIS 410-300915/7	50.0	92.965843	49.99865	320757.0	1.859317	Y
6	IC 410-300915/8	150.0	276.163608	49.99865	331792.0	1.841091	Y
7	IC 410-300915/9	300.0	554.52373	49.99865	333245.0	1.848412	Y

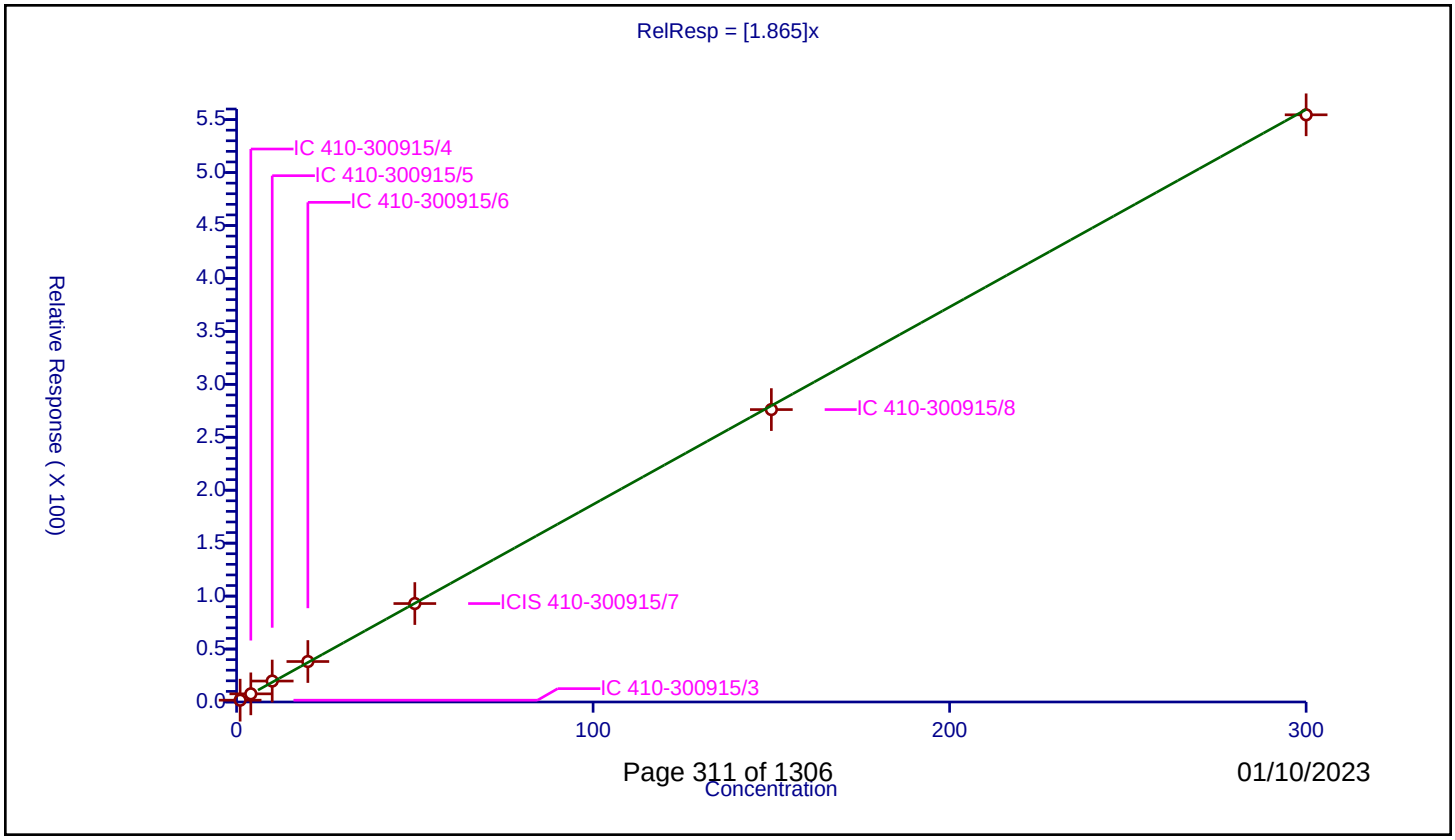

01/10/2023

Calibration / 1,2-Dibromo-3-Chloropropane

Curve Type:	Average
Weighting:	Conc_Sq
Origin:	Force
Dependency:	Response
Calib Mode:	ISTD
Response Base:	AREA
RF Rounding:	0

Curve Coefficients

Intercept:	0
Slope:	0.4726

Error Coefficients

Standard Error:	455000
Relative Standard Error:	6.1
Correlation Coefficient:	1.000
Coefficient of Determination (Adjusted):	0.996

ID	Level	Concentration	Rel. Resp.	IS Amount	IS Response	RRF	Used
1	IC 410-300915/3	1.0	0.465055	49.99865	301139.0	0.465055	Y
2	IC 410-300915/4	4.0	1.667365	49.99865	307273.0	0.416841	Y
3	IC 410-300915/5	10.0	4.614151	49.99865	303753.0	0.461415	Y
4	IC 410-300915/6	20.0	10.035528	49.99865	313134.0	0.501776	Y
5	ICIS 410-300915/7	50.0	24.372466	49.99865	320757.0	0.487449	Y
6	IC 410-300915/8	150.0	71.967694	49.99865	331792.0	0.479785	Y
7	IC 410-300915/9	300.0	148.762506	49.99865	333245.0	0.495875	Y

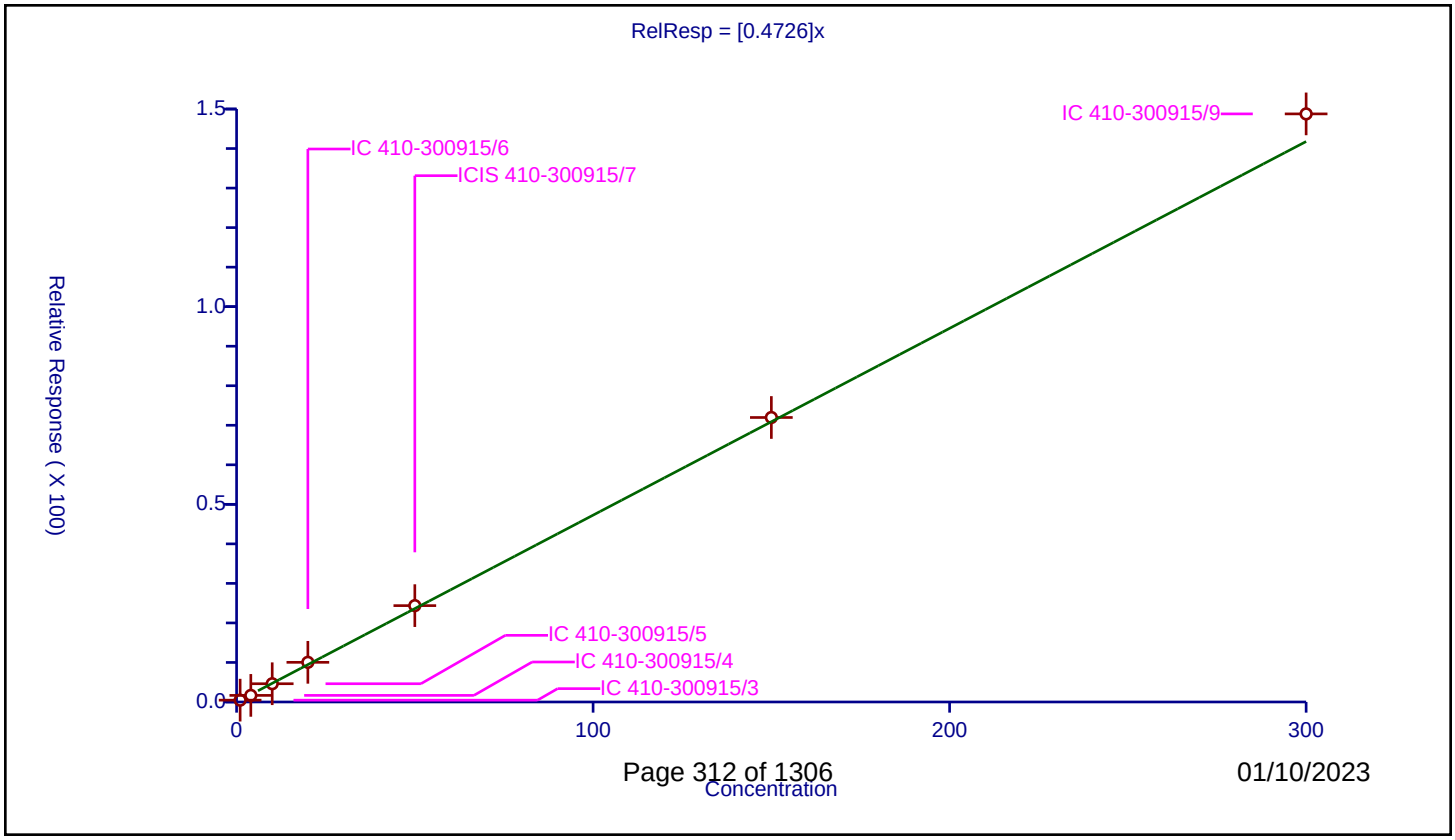

Calibration / 1,3,5-Trichlorobenzene

Curve Type:	Average
Weighting:	Conc_Sq
Origin:	Force
Dependency:	Response
Calib Mode:	ISTD
Response Base:	AREA
RF Rounding:	0

Curve Coefficients

Intercept:	0
Slope:	1.263

Error Coefficients

Standard Error:	1150000
Relative Standard Error:	2.2
Correlation Coefficient:	1.000
Coefficient of Determination (Adjusted):	0.999

ID	Level	Concentration	Rel. Resp.	IS Amount	IS Response	RRF	Used
1	IC 410-300915/3	1.0	1.258023	49.99865	301139.0	1.258023	Y
2	IC 410-300915/4	4.0	5.041472	49.99865	307273.0	1.260368	Y
3	IC 410-300915/5	10.0	13.225521	49.99865	303753.0	1.322552	Y
4	IC 410-300915/6	20.0	25.285457	49.99865	313134.0	1.264273	Y
5	ICIS 410-300915/7	50.0	62.292204	49.99865	320757.0	1.245844	Y
6	IC 410-300915/8	150.0	186.070288	49.99865	331792.0	1.240469	Y
7	IC 410-300915/9	300.0	374.088986	49.99865	333245.0	1.246963	Y

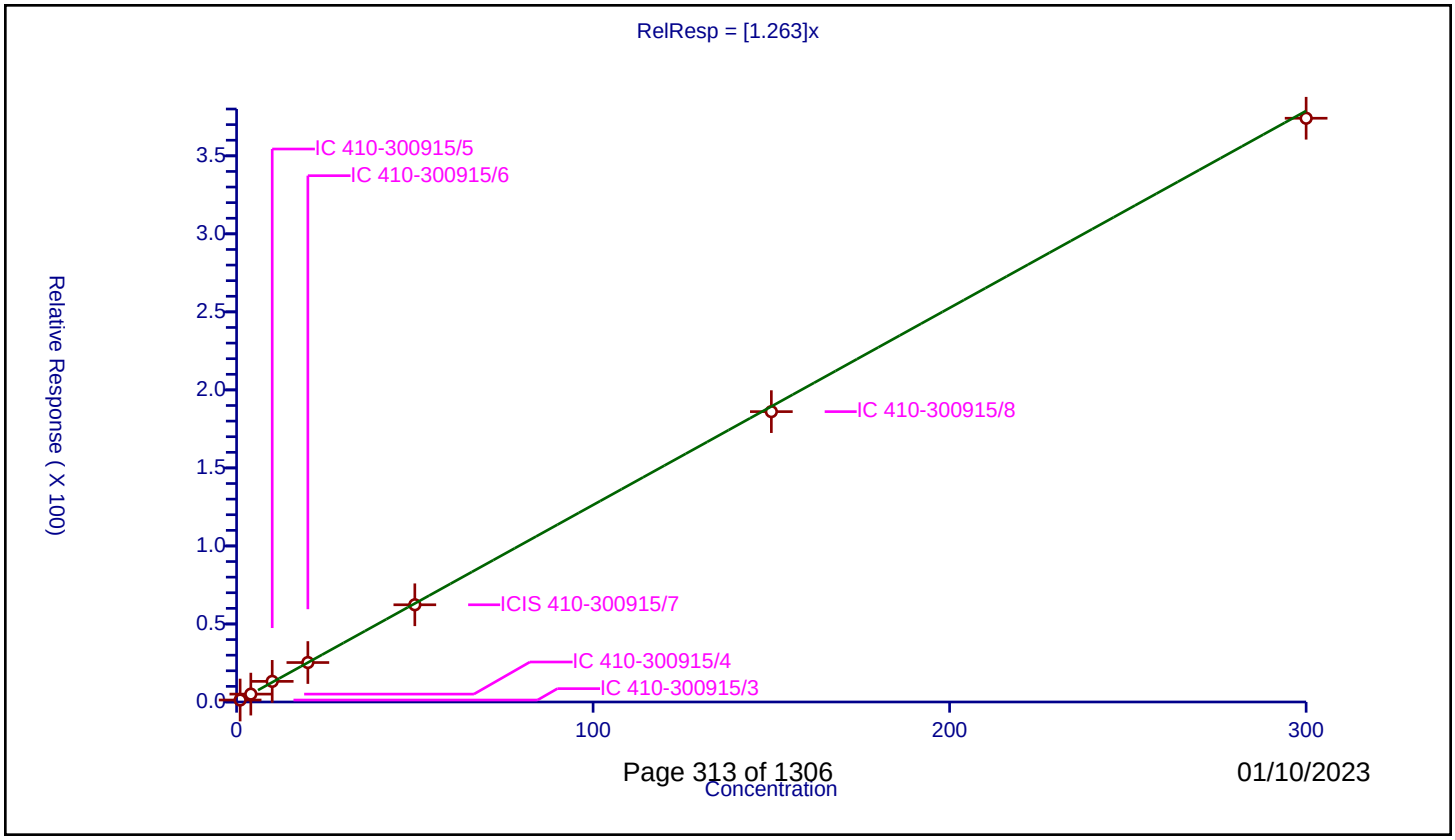

Calibration / 1,2,4-Trichlorobenzene

Curve Type:	Average
Weighting:	Conc_Sq
Origin:	Force
Dependency:	Response
Calib Mode:	ISTD
Response Base:	AREA
RF Rounding:	0

Curve Coefficients

Intercept:	0
Slope:	1.133

Error Coefficients

Standard Error:	1050000
Relative Standard Error:	3.1
Correlation Coefficient:	1.000
Coefficient of Determination (Adjusted):	0.999

ID	Level	Concentration	Rel. Resp.	IS Amount	IS Response	RRF	Used
1	IC 410-300915/3	1.0	1.171852	49.99865	301139.0	1.171852	Y
2	IC 410-300915/4	4.0	4.241391	49.99865	307273.0	1.060348	Y
3	IC 410-300915/5	10.0	11.383613	49.99865	303753.0	1.138361	Y
4	IC 410-300915/6	20.0	23.102584	49.99865	313134.0	1.155129	Y
5	ICIS 410-300915/7	50.0	56.453362	49.99865	320757.0	1.129067	Y
6	IC 410-300915/8	150.0	170.005235	49.99865	331792.0	1.133368	Y
7	IC 410-300915/9	300.0	343.607281	49.99865	333245.0	1.145358	Y

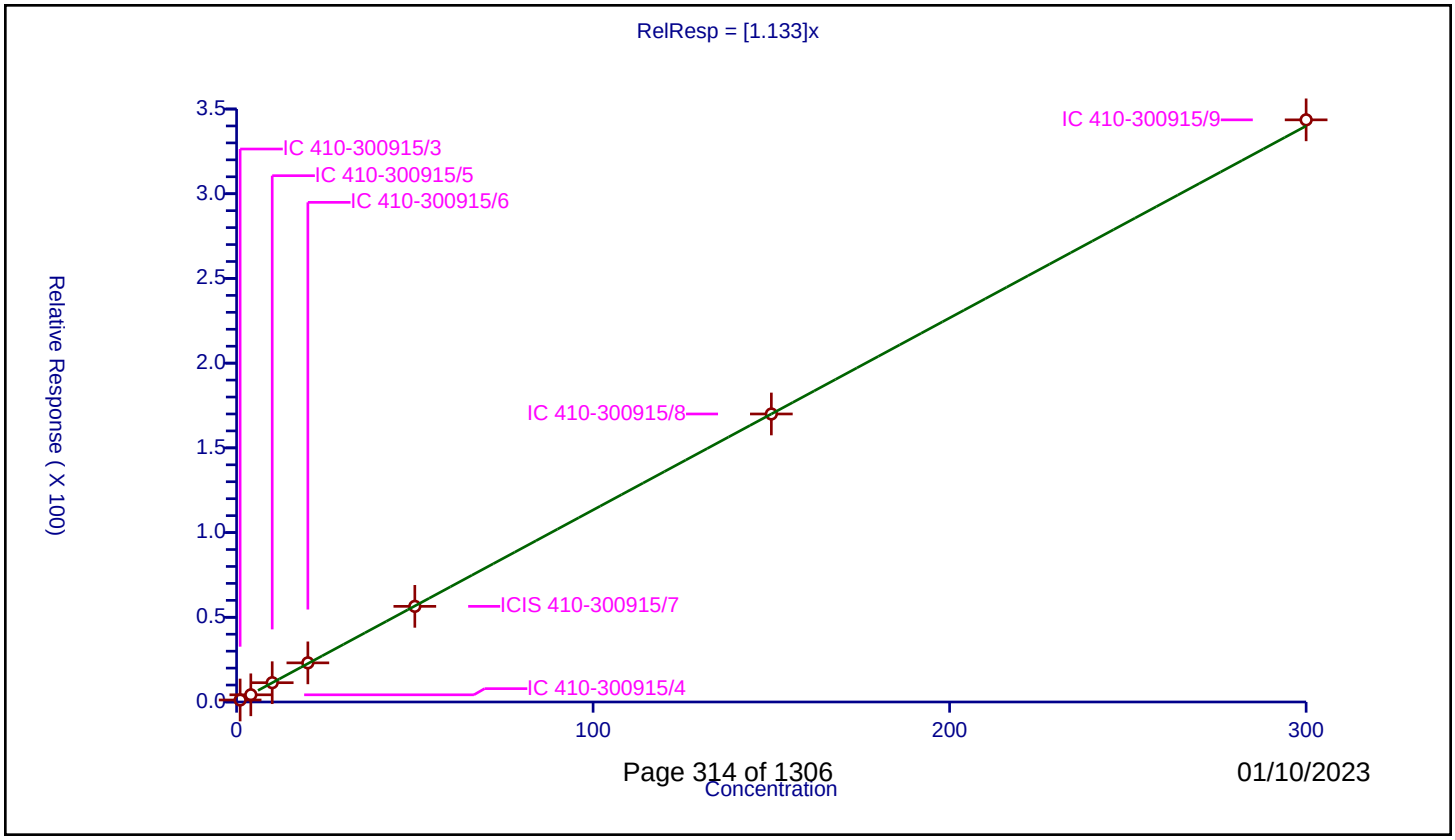

Calibration / Hexachlorobutadiene

Curve Type:	Average
Weighting:	Conc_Sq
Origin:	Force
Dependency:	Response
Calib Mode:	ISTD
Response Base:	AREA
RF Rounding:	0

Curve Coefficients

Intercept:	0
Slope:	0.4766

Error Coefficients

Standard Error:	421000
Relative Standard Error:	5.2
Correlation Coefficient:	1.000
Coefficient of Determination (Adjusted):	0.997

ID	Level	Concentration	Rel. Resp.	IS Amount	IS Response	RRF	Used
1	IC 410-300915/3	1.0	0.523332	49.99865	301139.0	0.523332	Y
2	IC 410-300915/4	4.0	1.905908	49.99865	307273.0	0.476477	Y
3	IC 410-300915/5	10.0	4.942205	49.99865	303753.0	0.49422	Y
4	IC 410-300915/6	20.0	9.432927	49.99865	313134.0	0.471646	Y
5	ICIS 410-300915/7	50.0	23.016803	49.99865	320757.0	0.460336	Y
6	IC 410-300915/8	150.0	68.009599	49.99865	331792.0	0.453397	Y
7	IC 410-300915/9	300.0	137.028814	49.99865	333245.0	0.456763	Y

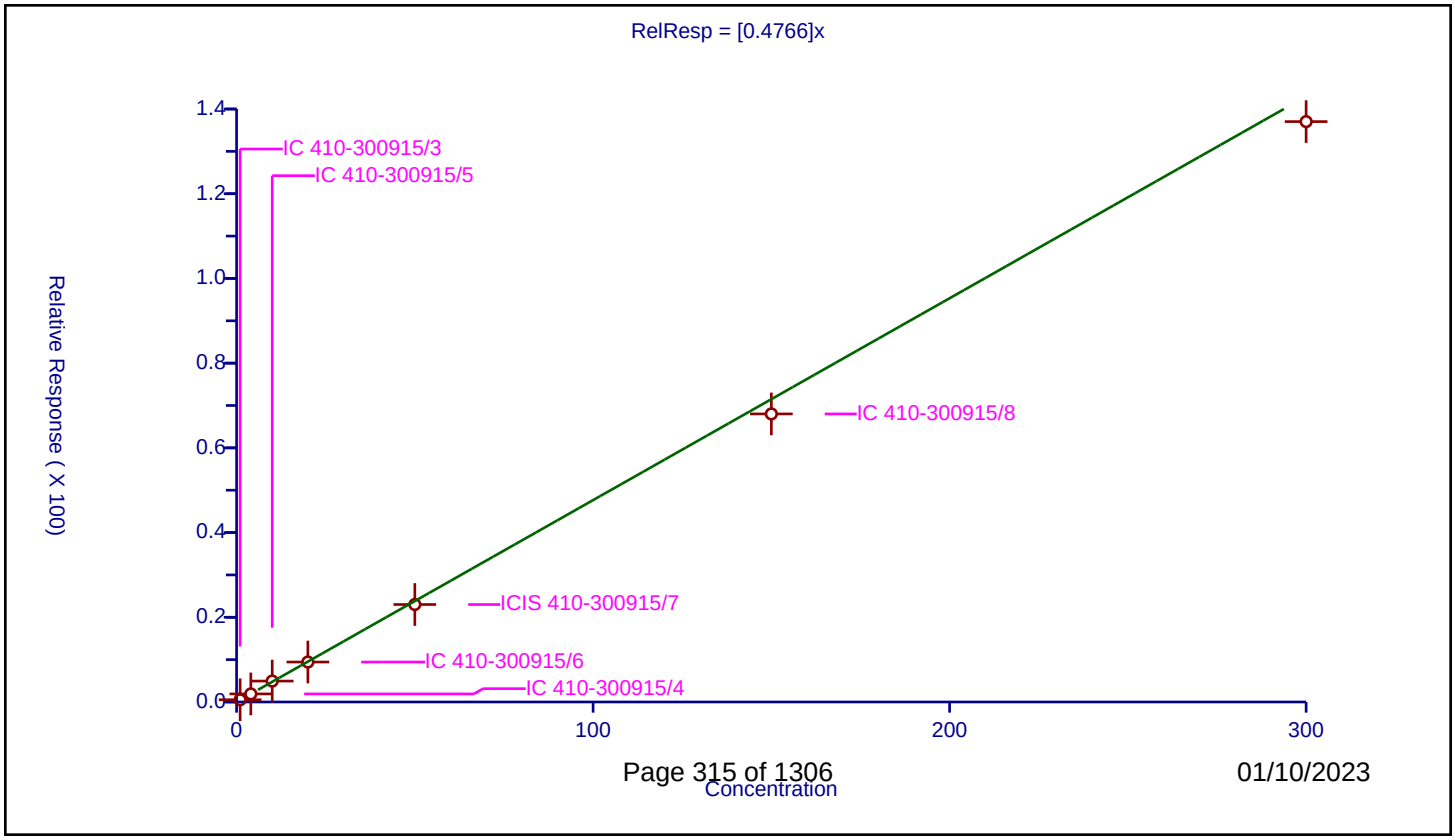

Calibration / Naphthalene

Curve Type:	Average
Weighting:	Conc_Sq
Origin:	Force
Dependency:	Response
Calib Mode:	ISTD
Response Base:	AREA
RF Rounding:	0

Curve Coefficients

Intercept:	0
Slope:	4.366

Error Coefficients

Standard Error:	3780000
Relative Standard Error:	5.4
Correlation Coefficient:	0.997
Coefficient of Determination (Adjusted):	0.997

ID	Level	Concentration	Rel. Resp.	IS Amount	IS Response	RRF	Used
1	IC 410-300915/3	1.0	4.202265	49.99865	301139.0	4.202265	Y
2	IC 410-300915/4	4.0	16.852637	49.99865	307273.0	4.213159	Y
3	IC 410-300915/5	10.0	44.987971	49.99865	303753.0	4.498797	Y
4	IC 410-300915/6	20.0	93.343779	49.99865	313134.0	4.667189	Y
5	ICIS 410-300915/7	50.0	227.386404	49.99865	320757.0	4.547728	Y
6	IC 410-300915/8	150.0	666.748375	49.99865	331792.0	4.444989	Y
7	IC 410-300915/9	300.0	1197.000644	49.99865	333245.0	3.990002	Y

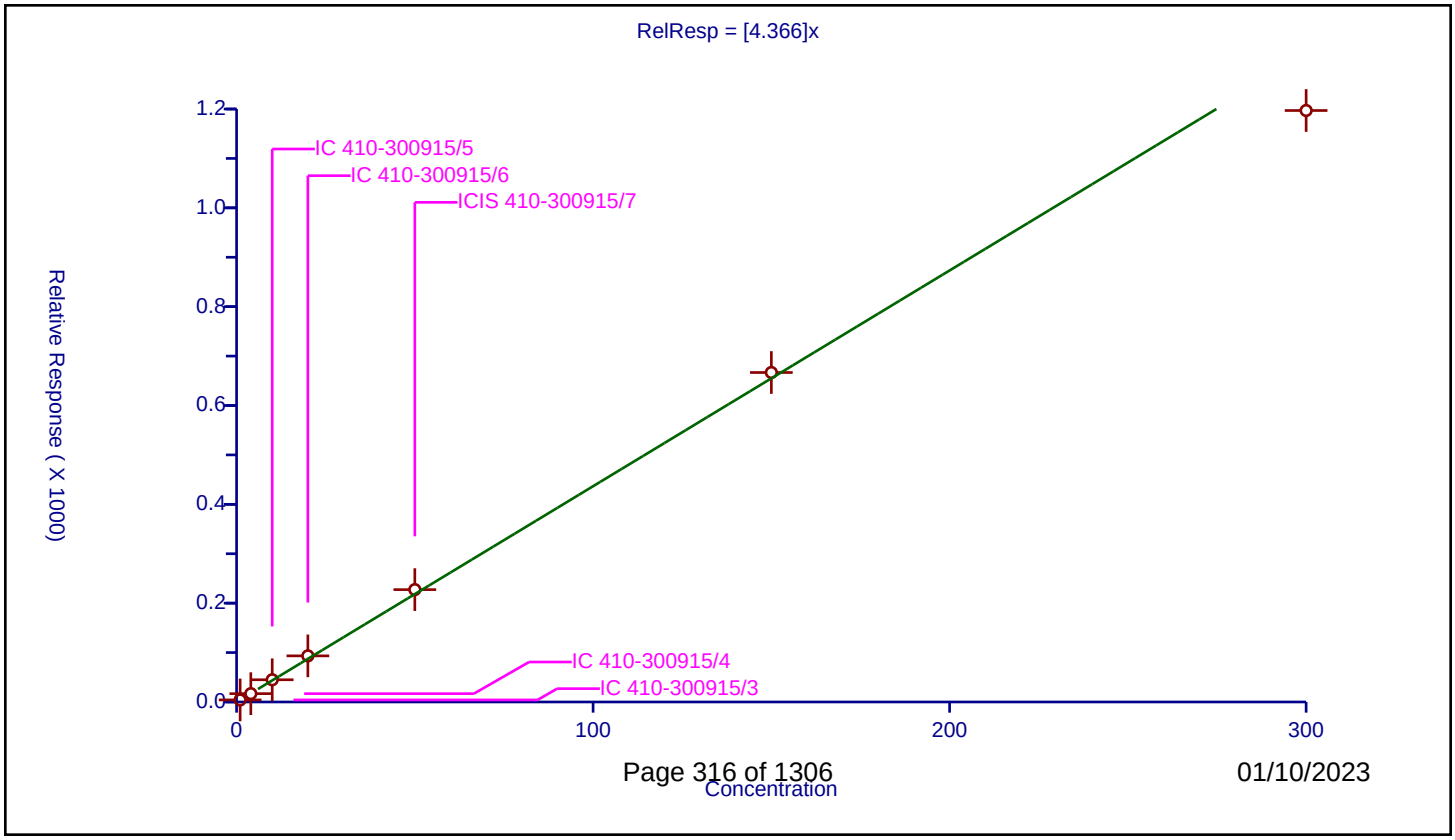

Calibration / 1,2,3-Trichlorobenzene

Curve Type:	Average
Weighting:	Conc_Sq
Origin:	Force
Dependency:	Response
Calib Mode:	ISTD
Response Base:	AREA
RF Rounding:	0

Curve Coefficients

Intercept:	0
Slope:	1.03

Error Coefficients

Standard Error:	949000
Relative Standard Error:	2.1
Correlation Coefficient:	1.000
Coefficient of Determination (Adjusted):	1.000

ID	Level	Concentration	Rel. Resp.	IS Amount	IS Response	RRF	Used
1	IC 410-300915/3	1.0	1.017609	49.99865	301139.0	1.017609	Y
2	IC 410-300915/4	4.0	3.977138	49.99865	307273.0	0.994284	Y
3	IC 410-300915/5	10.0	10.428587	49.99865	303753.0	1.042859	Y
4	IC 410-300915/6	20.0	21.194667	49.99865	313134.0	1.059733	Y
5	ICIS 410-300915/7	50.0	52.163314	49.99865	320757.0	1.043266	Y
6	IC 410-300915/8	150.0	153.666072	49.99865	331792.0	1.02444	Y
7	IC 410-300915/9	300.0	308.52188	49.99865	333245.0	1.028406	Y

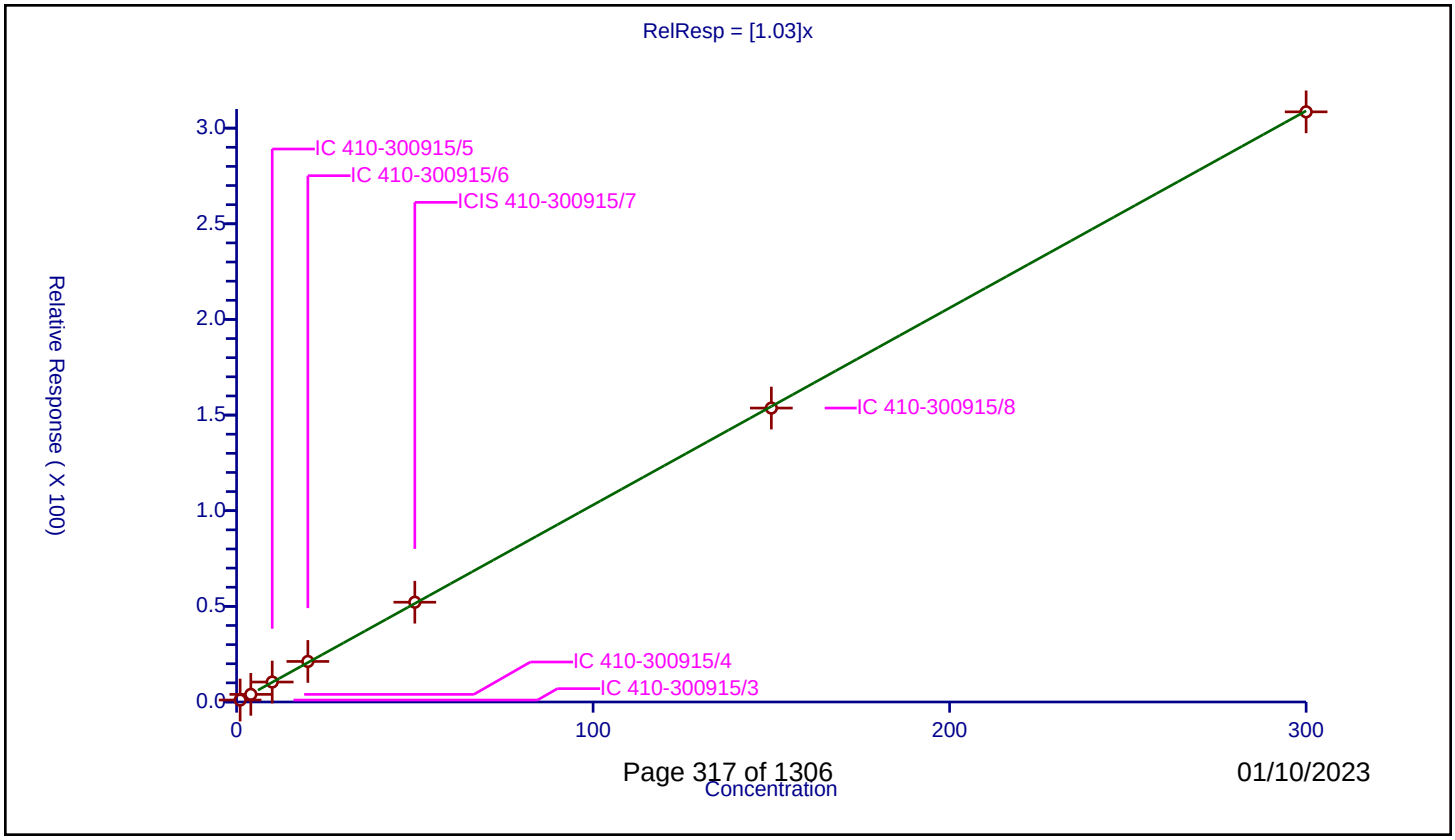

Calibration / 2-Methylnaphthalene

Curve Type:	Average
Weighting:	Conc_Sq
Origin:	Force
Dependency:	Response
Calib Mode:	ISTD
Response Base:	AREA
RF Rounding:	0

Curve Coefficients

Intercept:	0
Slope:	2.033

Error Coefficients

Standard Error:	1930000
Relative Standard Error:	6.0
Correlation Coefficient:	1.000
Coefficient of Determination (Adjusted):	0.996

ID	Level	Concentration	Rel. Resp.	IS Amount	IS Response	RRF	Used
1	IC 410-300915/3	1.0	1.96565	49.99865	301139.0	1.96565	Y
2	IC 410-300915/4	4.0	7.358892	49.99865	307273.0	1.839723	Y
3	IC 410-300915/5	10.0	19.377722	49.99865	303753.0	1.937772	Y
4	IC 410-300915/6	20.0	42.528088	49.99865	313134.0	2.126404	Y
5	ICIS 410-300915/7	50.0	109.345246	49.99865	320757.0	2.186905	Y
6	IC 410-300915/8	150.0	313.769136	49.99865	331792.0	2.091794	Y
7	IC 410-300915/9	300.0	624.711935	49.99865	333245.0	2.082373	Y

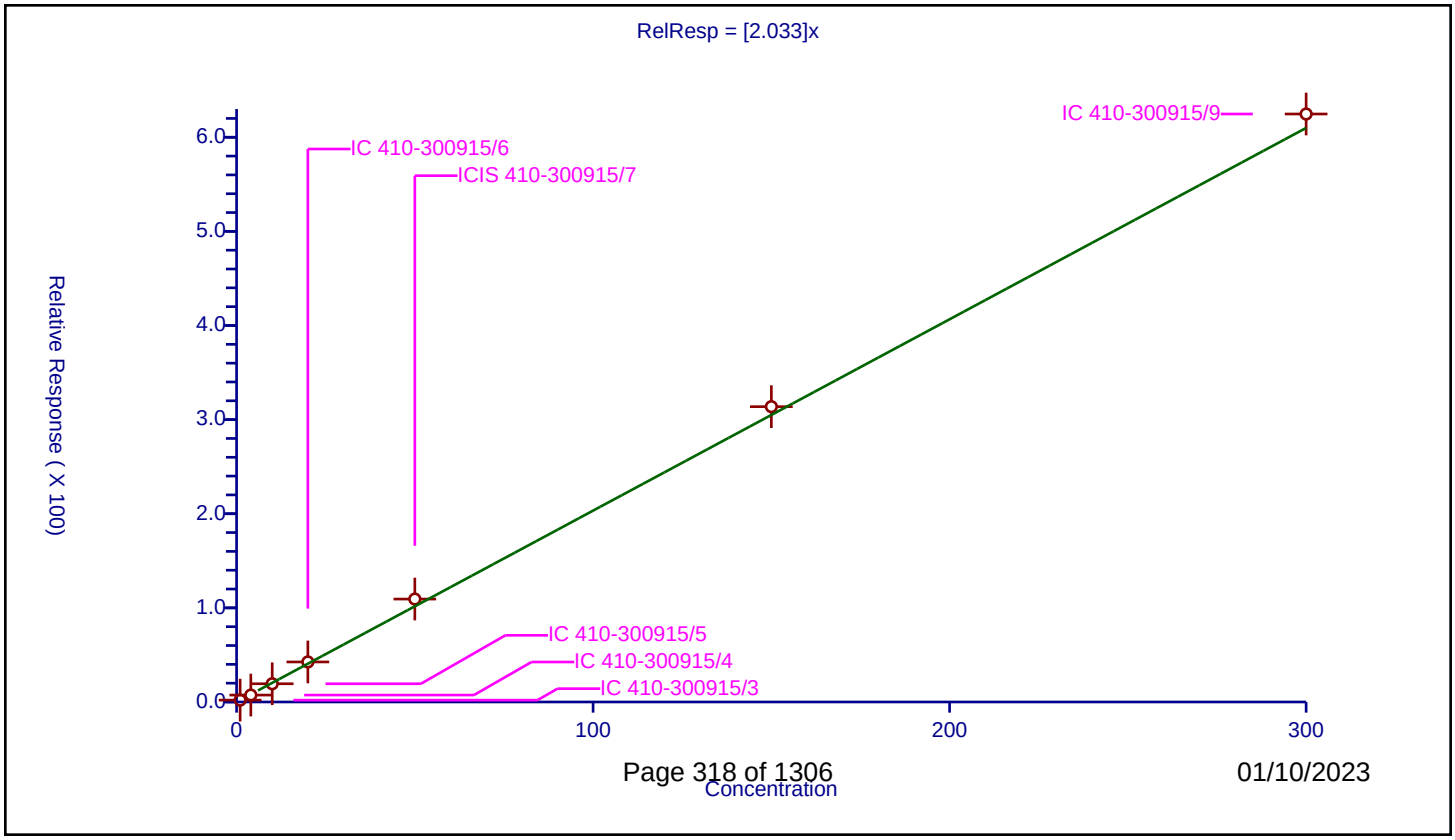

FORM VI
GC/MS VOA BY INTERNAL STANDARD - INITIAL CALIBRATION DATA
CURVE EVALUATION

Lab Name: Eurofins Lancaster Laboratories Environment Testing, LLC Job No.: 410-110319-1 Analy Batch No.: 311123

SDG No.:

Instrument ID: 9137 GC Column: R-624SilMS 3 ID: 0.25(mm) Heated Purge: (Y/N) N

Calibration Start Date: 10/27/2022 13:09 Calibration End Date: 10/27/2022 14:47 Calibration ID: 43692

Calibration Files

LEVEL:	LAB SAMPLE ID:	LAB FILE ID:
Level 1	IC 410-311123/8	WC27X07.D
Level 2	IC 410-311123/7	WC27X06.D
Level 3	IC 410-311123/6	WC27X05.D
Level 4	IC 410-311123/5	WC27X04.D
Level 5	IC 410-311123/4	WC27X03.D
Level 6	IC 410-311123/3	WC27X02.D

ANALYTE	RRF					CURVE TYPE	COEFFICIENT			#	MIN RRF	%RSD /RSE	#	MAX %RSD /RSE	R^2 OR COD	#	MIN R^2 OR COD
	LVL 1 LVL 6	LVL 2	LVL 3	LVL 4	LVL 5		B	M1	M2								
Chlorotrifluoroethene	0.3375 0.3390	0.2947	0.3190	0.3138	0.3282	Ave		0.3220				5.2		20.0			
Chlorodifluoromethane	6.4371 5.5095	5.7769	5.4343	5.3103	5.2992	Ave		5.6279				7.7		20.0			
Freon 133a	0.4738 0.4700	0.4322	0.4411	0.4538	0.4601	Ave		0.4552				3.6		20.0			
Ethyl ether	0.2761 0.2849	0.2762	0.2749	0.2859	0.2810	Ave		0.2798				1.7		20.0			
Acetonitrile	1.2504 0.9672	1.2893	1.0424	1.0376	0.9874	Ave		1.0957				12.6		20.0			
Vinyl acetate	0.7466 0.8070	0.8025	0.7453	0.8063	0.8086	Ave		0.7860				4.0		20.0			
Ethyl acetate	0.5074 0.5619	0.5059	0.5095	0.5538	0.5456	Ave		0.5307				4.9		20.0			
Isopropyl acetate	0.8626 0.9926	0.8869	0.9254	0.9893	0.9755	Ave		0.9387				5.9		20.0			
n-Propyl acetate	0.1749 0.2231	0.1814	0.1888	0.2168	0.2117	Ave		0.1995				10.2		20.0			
3,4-Dichloro-1-butene	0.4307 0.4732	0.4355	0.4408	0.4876	0.4694	Ave		0.4562				5.2		20.0			
Butyl acetate	0.9296 0.9780	0.9556	0.9451	1.0212	1.0016	Ave		0.9719				3.6		20.0			
cis-1,4-Dichloro-2-butene	0.1801 0.2169	0.1777	0.1928	0.2199	0.2097	Ave		0.1995				9.3		20.0			
2,3,4-Trichlorobutene	0.6544 0.7123	0.6368	0.6387	0.7370	0.7066	Ave		0.6810				6.3		20.0			

Note: The M1 coefficient is the same as Ave RRF for an Ave curve type. RSD is calculated for Ave curve types. RSE is used for all other types.

FORM VI
GC/MS VOA BY INTERNAL STANDARD - INITIAL CALIBRATION DATA
CURVE EVALUATION

Lab Name: Eurofins Lancaster Laboratories Environment Testing, LLC Job No.: 410-110319-1 Analy Batch No.: 311123

SDG No.:

Instrument ID: 9137 GC Column: R-624SilMS 3 ID: 0.25(mm) Heated Purge: (Y/N) N

Calibration Start Date: 10/27/2022 13:09 Calibration End Date: 10/27/2022 14:47 Calibration ID: 43692

ANALYTE	RRF					CURVE TYPE	COEFFICIENT			#	MIN RRF	%RSD /RSE	#	MAX %RSD /RSE	R^2 OR COD	#	MIN R^2 OR COD
	LVL 1 LVL 6	LVL 2	LVL 3	LVL 4	LVL 5		B	M1	M2								
Pentachloroethane	0.3903 0.4405	0.3818	0.3985	0.4356	0.4430	Ave		0.4150				6.7		20.0			

Note: The M1 coefficient is the same as Ave RRF for an Ave curve type. RSD is calculated for Ave curve types. RSE is used for all other types.

FORM VI
GC/MS VOA BY INTERNAL STANDARD - INITIAL CALIBRATION DATA
RESPONSE AND CONCENTRATION

Lab Name: Eurofins Lancaster Laboratories Envir Job No.: 410-110319-1 Analy Batch No.: 311123

SDG No.:

Instrument ID: 9137 GC Column: R-624SilMS 3 ID: 0.25(mm) Heated Purge: (Y/N) N

Calibration Start Date: 10/27/2022 13:09 Calibration End Date: 10/27/2022 14:47 Calibration ID: 43692

Calibration Files

LEVEL:	LAB SAMPLE ID:	LAB FILE ID:
Level 1	IC 410-311123/8	WC27X07.D
Level 2	IC 410-311123/7	WC27X06.D
Level 3	IC 410-311123/6	WC27X05.D
Level 4	IC 410-311123/5	WC27X04.D
Level 5	IC 410-311123/4	WC27X03.D
Level 6	IC 410-311123/3	WC27X02.D

ANALYTE	IS REF	CURVE TYPE	RESPONSE					CONCENTRATION (UG/L)				
			LVL 1 LVL 6	LVL 2	LVL 3	LVL 4	LVL 5	LVL 1 LVL 6	LVL 2	LVL 3	LVL 4	LVL 5
Chlorotrifluoroethene	FB	Ave	36307 2568342	77224	169320	409260	851734	4.00 300	10.0	20.0	50.0	100
Chlorodifluoromethane	TBAd 10	Ave	78053 5126568	179631	338913	848964	1700651	4.00 300	10.0	20.0	50.0	100
Freon 133a	FB	Ave	50975 3560323	113245	234144	591870	1194268	4.00 300	10.0	20.0	50.0	100
Ethyl ether	FB	Ave	29708 2158639	72389	145960	373061	729557	4.00 300	10.0	20.0	50.0	100
Acetonitrile	TBAd 10	Ave	75807 4499703	200447	325036	829426	1584420	20.0 1500	50.0	100	250	500
Vinyl acetate	FB	Ave	80314 6113272	210299	395615	1051614	2098746	4.00 300	10.0	20.0	50.0	100
Ethyl acetate	FB	Ave	54587 4256375	132564	270449	722318	1416232	4.00 300	10.0	20.0	50.0	100
Isopropyl acetate	FB	Ave	92793 7519398	232400	491195	1290294	2532011	4.00 300	10.0	20.0	50.0	100
n-Propyl acetate	FB	Ave	18817 1690270	47546	100226	282759	549476	4.00 300	10.0	20.0	50.0	100
3,4-Dichloro-1-butene	CBZd 5	Ave	35247 3021027	88966	184830	512772	993073	4.00 300	9.99	20.0	50.0	99.9
Butyl acetate	CBZd 5	Ave	76122 6248580	195367	396607	1074698	2120690	4.00 300	10.0	20.0	50.0	100

FORM VI
GC/MS VOA BY INTERNAL STANDARD - INITIAL CALIBRATION DATA
RESPONSE AND CONCENTRATION

Lab Name: Eurofins Lancaster Laboratories Envir Job No.: 410-110319-1 Analy Batch No.: 311123

SDG No.:

Instrument ID: 9137 GC Column: R-624SilMS 3 ID: 0.25(mm) Heated Purge: (Y/N) N

Calibration Start Date: 10/27/2022 13:09 Calibration End Date: 10/27/2022 14:47 Calibration ID: 43692

ANALYTE	IS REF	CURVE TYPE	RESPONSE					CONCENTRATION (UG/L)				
			LVL 1 LVL 6	LVL 2	LVL 3	LVL 4	LVL 5	LVL 1 LVL 6	LVL 2	LVL 3	LVL 4	LVL 5
cis-1,4-Dichloro-2-butene	CBZd 5	Ave	14746 1385301	36322	80872	231357	443795	4.00 300	10.00	20.0	50.0	100.0
2,3,4-Trichlorobutene	DCBd 4	Ave	30607 2566038	73371	151510	441705	847420	4.00 300	10.00	20.0	50.0	100.0
Pentachloroethane	DCBd 4	Ave	18256 1586977	43988	94543	261059	531232	4.00 300	10.0	20.0	50.0	100

Curve Type Legend
Ave = Average ISTD

FORM VI
GC/MS VOA BY INTERNAL STANDARD - INITIAL CALIBRATION DATA
READBACK PERCENT ERROR

Lab Name: Eurofins Lancaster Laboratories Envir Job No.: 410-110319-1 Analy Batch No.: 311123

SDG No.:

Instrument ID: 9137 GC Column: R-624SilMS 3 ID: 0.25(mm) Heated Purge: (Y/N) N

Calibration Start Date: 10/27/2022 13:09 Calibration End Date: 10/27/2022 14:47 Calibration ID: 43692

Calibration Files

LEVEL:	LAB SAMPLE ID:	LAB FILE ID:
Level 1	IC 410-311123/8	WC27X07.D
Level 2	IC 410-311123/7	WC27X06.D
Level 3	IC 410-311123/6	WC27X05.D
Level 4	IC 410-311123/5	WC27X04.D
Level 5	IC 410-311123/4	WC27X03.D
Level 6	IC 410-311123/3	WC27X02.D

ANALYTE	PERCENT ERROR						PERCENT ERROR LIMIT					
	LVL 1 #	LVL 2 #	LVL 3 #	LVL 4 #	LVL 5 #	LVL 6 #	LVL 1	LVL 2	LVL 3	LVL 4	LVL 5	LVL 6
Chlorotrifluoroethene	4.8	-8.5	-0.9	-2.6	1.9	5.3	50	30	30	30	30	30
Chlorodifluoromethane	14.4	2.6	-3.4	-5.6	-5.8	-2.1	50	30	30	30	30	30
Freon 133a	4.1	-5.1	-3.1	-0.3	1.1	3.3	50	30	30	30	30	30
Ethyl ether	-1.3	-1.3	-1.8	2.2	0.4	1.8	50	30	30	30	30	30
Acetonitrile	14.1	17.7	-4.9	-5.3	-9.9	-11.7	50	30	30	30	30	30
Vinyl acetate	-5.0	2.1	-5.2	2.6	2.9	2.7	50	30	30	30	30	30
Ethyl acetate	-4.4	-4.7	-4.0	4.4	2.8	5.9	50	30	30	30	30	30
Isopropyl acetate	-8.1	-5.5	-1.4	5.4	3.9	5.7	50	30	30	30	30	30
n-Propyl acetate	-12.3	-9.0	-5.3	8.7	6.1	11.9	50	30	30	30	30	30
3,4-Dichloro-1-butene	-5.6	-4.5	-3.4	6.9	2.9	3.7	50	30	30	30	30	30
Butyl acetate	-4.4	-1.7	-2.8	5.1	3.1	0.6	50	30	30	30	30	30
cis-1,4-Dichloro-2-butene	-9.7	-10.9	-3.4	10.2	5.1	8.7	50	30	30	30	30	30
2,3,4-Trichlorobutene	-3.9	-6.5	-6.2	8.2	3.8	4.6	50	30	30	30	30	30
Pentachloroethane	-5.9	-8.0	-4.0	5.0	6.7	6.2	50	30	30	30	30	30

Eurofins Lancaster Laboratories Environment Testing, LLC
Target Compound Quantitation Report

Data File: \\chromfs\Lancaster\ChromData\9137\20221027-69757.b\WC27X02.D
Lims ID: IC sm v300
Client ID:
Sample Type: IC Calib Level: 6
Inject. Date: 27-Oct-2022 13:09:30 ALS Bottle#: 2 Worklist Smp#: 3
Purge Vol: 5.000 mL Dil. Factor: 1.0000
Sample Info: 410-0069757-003
Misc. Info.: IC SM V300
Operator ID: lcp00895 Instrument ID: 9137
Sublist: chrom-MSVoa_9137*sub38

Method: \\chromfs\Lancaster\ChromData\9137\20221027-69757.b\MSVoa_9137.m
Limit Group: MSV - 8260C_D
Last Update: 29-Oct-2022 01:14:26 Calib Date: 27-Oct-2022 17:46:30
Integrator: RTE ID Type: Deconvolution ID
Quant Method: Internal Standard Quant By: Initial Calibration
Last ICal File: \\chromfs\Lancaster\ChromData\9137\20221027-69757.b\WC27X16.D

Column 1 : Rxi-624Sil MS Capillary Column (0.25 mm) Det: MS Quad
Process Host: CTX1618

First Level Reviewer: ULCP Date: 27-Oct-2022 15:46:50

Compound	Sig	RT (min.)	Exp RT (min.)	Dlt RT (min.)	Q	Response	Cal Amt ug/l	OnCol Amt ug/l	Flags
3 Chlorotrifluoroethene	116	1.287	1.296	-0.010	96	2568342	300.0	315.9	
4 Chlorodifluoromethane	51	1.319	1.319	0.000	99	5126568	300.0	293.7	
9 2-Chloro-1,1,1-Trifluoroethane	118	1.556	1.562	-0.006	46	3560323	300.0	309.8	
15 Ethyl ether	59	2.146	2.150	-0.004	94	2158639	300.1	305.5	
26 Acetonitrile	41	2.612	2.666	-0.054	99	4499703	1500.0	1324.0	
* 29 t-Butyl alcohol-d10 (IS)	65	2.843	2.849	-0.006	30	775418	250.0	250.0	
36 Vinyl acetate	43	3.430	3.436	-0.006	97	6113272	300.0	308.0	
43 Ethyl acetate	43	4.008	4.014	-0.006	99	4256375	300.0	317.6	
59 Isopropyl acetate	43	4.884	4.881	0.004	98	7519398	300.0	317.2	
* 61 Fluorobenzene (IS)	96	5.079	5.073	0.006	99	1262537	50.0	50.0	
71 n-Propyl acetate	61	5.882	5.885	-0.003	99	1690270	300.0	335.6	
89 3,4-Dichloro-1-butene	75	7.467	7.470	-0.003	93	3021027	299.8	310.9	
92 n-Butyl acetate	43	7.663	7.666	-0.003	99	6248580	300.0	301.9	
* 94 Chlorobenzene-d5 (IS)	117	8.192	8.192	0.000	87	1064873	50.0	50.0	
104 cis-1,4-Dichloro-2-butene	88	9.123	9.126	-0.003	30	1385301	299.9	326.0	
115 2,3,4-Trichlorobutene	109	9.582	9.582	0.000	0	2566038	300.0	313.8	
117 Pentachloroethane	167	9.790	9.790	0.000	94	1586977	300.0	318.5	
* 144 1,4-Dichlorobenzene-d4	152	10.066	10.063	0.003	96	600434	50.0	50.0	

QC Flag Legend
Processing Flags

Reagents:

MSV_CCV_Penta_00025	Amount Added:	15.00	Units: uL
MSV_CCV_EE_00003	Amount Added:	15.00	Units: uL
MSV_CCV_V5ACE_00016	Amount Added:	15.00	Units: uL
MSV_Cent_IS_O_00007	Amount Added:	5.00	Units: uL
MSV_CCV_LKB_00002	Amount Added:	15.00	Units: uL
MSV_V_SMFreon_00020	Amount Added:	7.50	Units: uL

Report Date: 29-Oct-2022 01:14:26 Chrom Revision: 2.3 25-Oct-2022 11:16:06

Eurofins Lancaster Laboratories Environment Testing, LLC

Data File:	\\chromfs\Lancaster\ChromData\9137\20221027-69757.b\WC27X02.D				
Injection Date:	27-Oct-2022 13:09:30	Instrument ID:	9137	Operator ID:	lcp00895
Lims ID:	IC sm v300			Worklist Smp#:	3
Client ID:					
Purge Vol:	5.000 mL	Dil. Factor:	1.0000	ALS Bottle#:	2
Method:	MSVoa_9137	Limit Group:	MSV - 8260C_D		

Column: Rxi-624Sil MS Capillary Column (0.25 mm) Y Scaling: Method Defined: Scale to the Nth Largest Target: 1

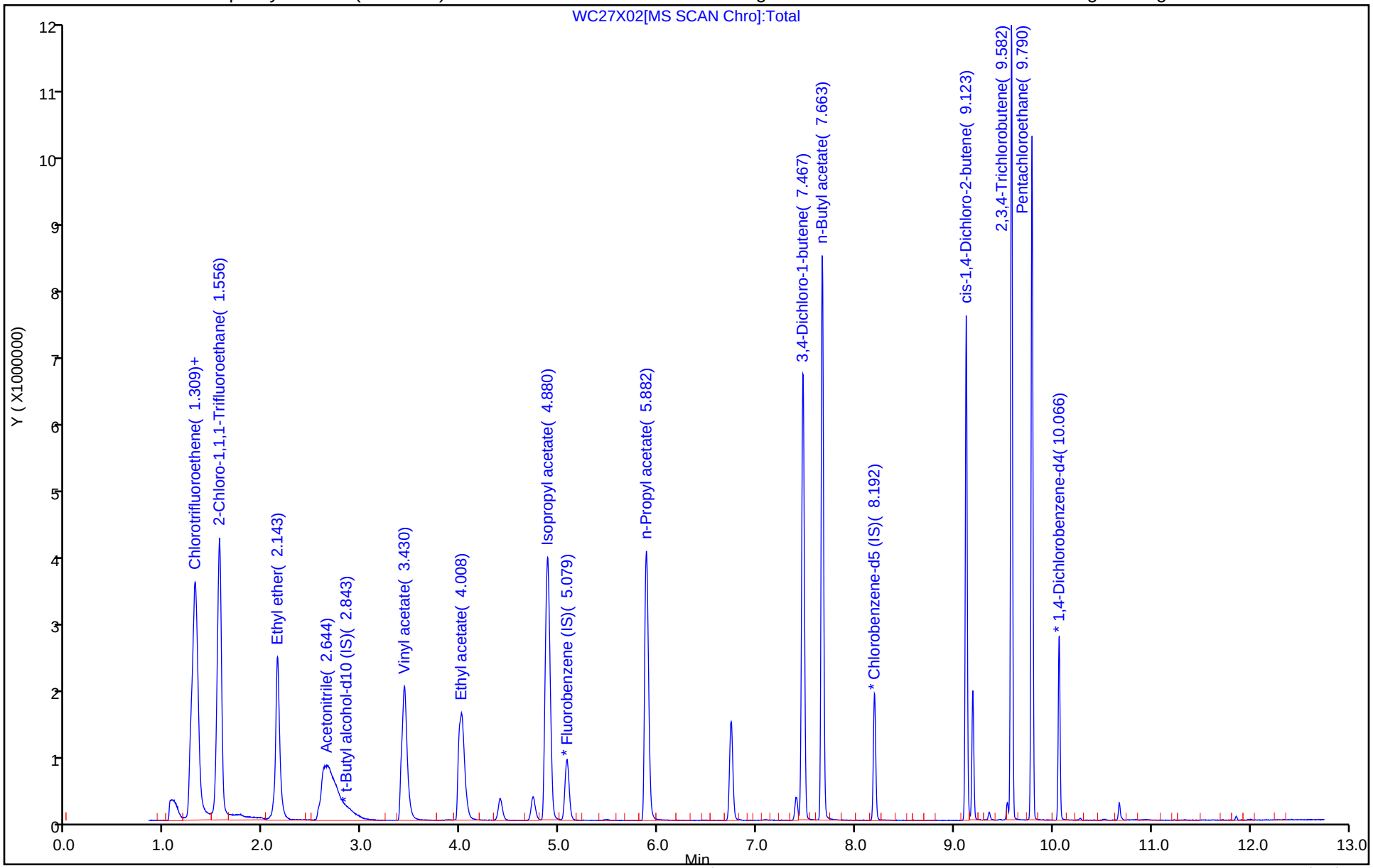

Eurofins Lancaster Laboratories Environment Testing, LLC
Target Compound Quantitation Report

Data File: \\chromfs\Lancaster\ChromData\9137\20221027-69757.b\WC27X03.D
Lims ID: IC sm v100
Client ID:
Sample Type: IC Calib Level: 5
Inject. Date: 27-Oct-2022 13:29:30 ALS Bottle#: 3 Worklist Smp#: 4
Purge Vol: 5.000 mL Dil. Factor: 1.0000
Sample Info: 410-0069757-004
Misc. Info.: IC SM V100
Operator ID: lcp00895 Instrument ID: 9137
Sublist: chrom-MSVoa_9137*sub38

Method: \\chromfs\Lancaster\ChromData\9137\20221027-69757.b\MSVoa_9137.m
Limit Group: MSV - 8260C_D
Last Update: 29-Oct-2022 01:14:27 Calib Date: 27-Oct-2022 17:46:30
Integrator: RTE ID Type: Deconvolution ID
Quant Method: Internal Standard Quant By: Initial Calibration
Last ICal File: \\chromfs\Lancaster\ChromData\9137\20221027-69757.b\WC27X16.D

Column 1 : Rxi-624Sil MS Capillary Column (0.25 mm) Det: MS Quad
Process Host: CTX1618

First Level Reviewer: ULCP Date: 27-Oct-2022 15:57:58

Compound	Sig	RT (min.)	Exp RT (min.)	Dlt RT (min.)	Q	Response	Cal Amt ug/l	OnCol Amt ug/l	Flags
3 Chlorotrifluoroethene	116	1.284	1.284	0.000	94	851734	100.0	101.9	
4 Chlorodifluoromethane	51	1.309	1.309	0.000	99	1700651	100.0	94.2	
9 2-Chloro-1,1,1-Trifluoroethane	118	1.556	1.556	0.000	67	1194268	100.0	101.1	
15 Ethyl ether	59	2.140	2.140	0.000	93	729557	100.0	100.4	
26 Acetonitrile	41	2.628	2.628	0.000	97	1584420	500.0	450.6	
* 29 t-Butyl alcohol-d10 (IS)	65	2.853	2.853	0.000	15	802315	250.0	250.0	
36 Vinyl acetate	43	3.427	3.427	0.000	97	2098746	100.0	102.9	
43 Ethyl acetate	43	3.995	3.995	0.000	99	1416232	100.0	102.8	
59 Isopropyl acetate	43	4.877	4.877	0.000	98	2532011	100.0	103.9	
* 61 Fluorobenzene (IS)	96	5.076	5.076	0.000	99	1297763	50.0	50.0	
71 n-Propyl acetate	61	5.882	5.882	0.000	99	549476	100.0	106.1	
89 3,4-Dichloro-1-butene	75	7.467	7.467	0.000	92	993073	99.9	102.8	
92 n-Butyl acetate	43	7.663	7.663	0.000	98	2120690	100.0	103.1	
* 94 Chlorobenzene-d5 (IS)	117	8.192	8.192	0.000	87	1058623	50.0	50.0	
104 cis-1,4-Dichloro-2-butene	88	9.123	9.123	0.000	30	443795	100.0	105.1	
115 2,3,4-Trichlorobutene	109	9.582	9.582	0.000	0	847420	100.0	103.8	
117 Pentachloroethane	167	9.790	9.790	0.000	94	531232	100.0	106.7	
* 144 1,4-Dichlorobenzene-d4	152	10.063	10.063	0.000	96	599638	50.0	50.0	

QC Flag Legend
Processing Flags

Reagents:

MSV_CCV_Penta_00025	Amount Added:	5.00	Units: uL
MSV_CCV_EE_00003	Amount Added:	5.00	Units: uL
MSV_CCV_V5ACE_00016	Amount Added:	5.00	Units: uL
MSV_Cent_IS_O_00007	Amount Added:	5.00	Units: uL
MSV_CCV_LKB_00002	Amount Added:	5.00	Units: uL
MSV_V_SMFreon_00020	Amount Added:	2.50	Units: uL

Report Date: 29-Oct-2022 01:14:27 Chrom Revision: 2.3 25-Oct-2022 11:16:06

Eurofins Lancaster Laboratories Environment Testing, LLC

Data File:	\\chromfs\Lancaster\ChromData\9137\20221027-69757.b\WC27X03.D				
Injection Date:	27-Oct-2022 13:29:30	Instrument ID:	9137	Operator ID:	lcp00895
Lims ID:	IC sm v100			Worklist Smp#:	4
Client ID:					
Purge Vol:	5.000 mL	Dil. Factor:	1.0000	ALS Bottle#:	3
Method:	MSVoa_9137	Limit Group:	MSV - 8260C_D		

Column: Rxi-624Sil MS Capillary Column (0.25 mm) Y Scaling: Method Defined: Scale to the Nth Largest Target: 1

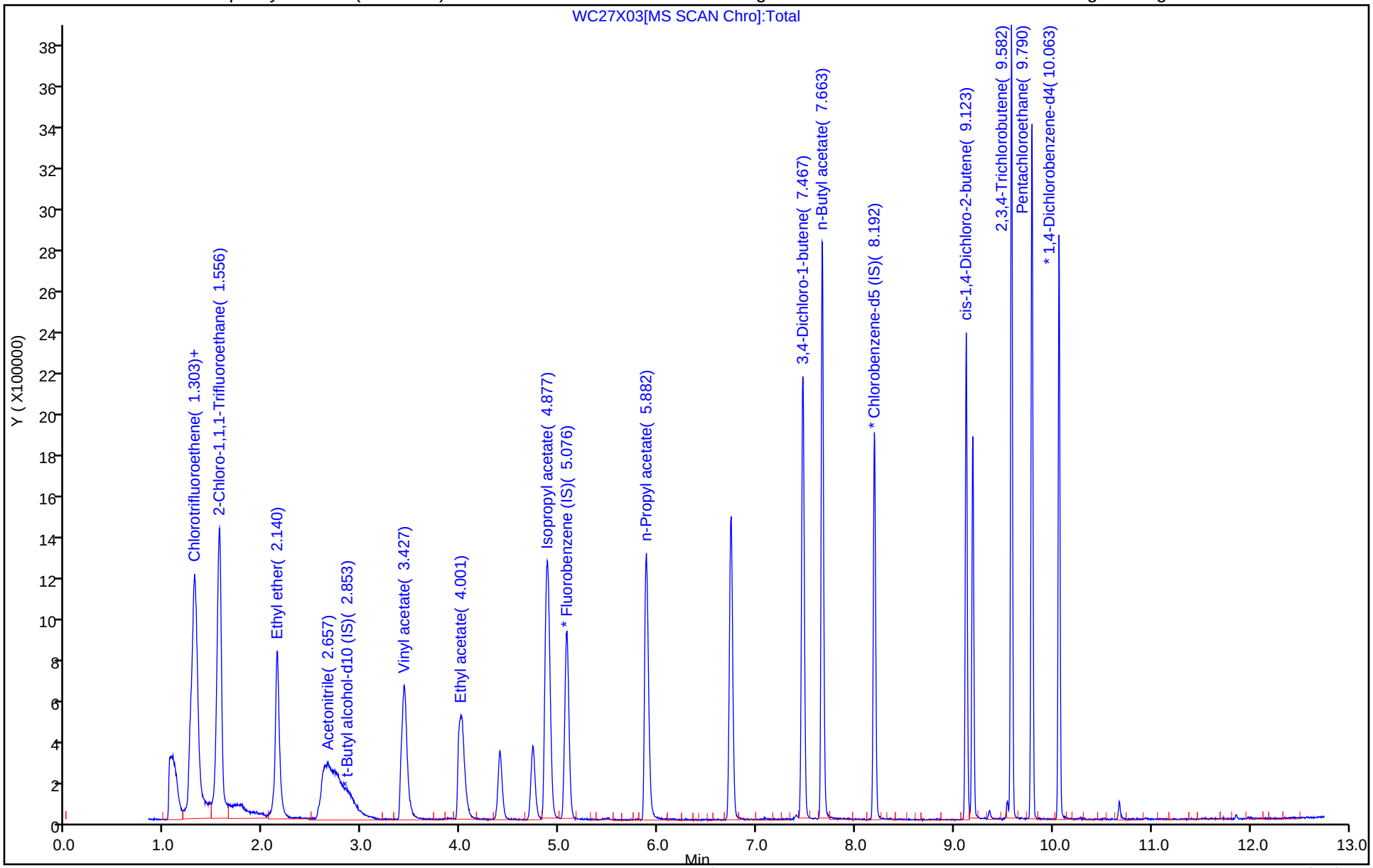

Eurofins Lancaster Laboratories Environment Testing, LLC
Target Compound Quantitation Report

Data File: \\chromfs\Lancaster\ChromData\9137\20221027-69757.b\WC27X04.D
Lims ID: IC sm v50
Client ID:
Sample Type: IC Calib Level: 4
Inject. Date: 27-Oct-2022 13:49:30 ALS Bottle#: 4 Worklist Smp#: 5
Purge Vol: 5.000 mL Dil. Factor: 1.0000
Sample Info: 410-0069757-005
Misc. Info.: IC SM V50
Operator ID: lcp00895 Instrument ID: 9137
Sublist: chrom-MSVoa_9137*sub38

Method: \\chromfs\Lancaster\ChromData\9137\20221027-69757.b\MSVoa_9137.m
Limit Group: MSV - 8260C_D
Last Update: 29-Oct-2022 01:14:29 Calib Date: 27-Oct-2022 17:46:30
Integrator: RTE ID Type: Deconvolution ID
Quant Method: Internal Standard Quant By: Initial Calibration
Last ICal File: \\chromfs\Lancaster\ChromData\9137\20221027-69757.b\WC27X16.D

Column 1 : Rxi-624Sil MS Capillary Column (0.25 mm) Det: MS Quad
Process Host: CTX1618

First Level Reviewer: ULCP Date: 27-Oct-2022 16:01:39

Compound	Sig	RT (min.)	Exp RT (min.)	Dlt RT (min.)	Q	Response	Cal Amt ug/l	OnCol Amt ug/l	Flags
3 Chlorotrifluoroethene	116	1.296	1.296	0.000	94	409260	50.0	48.7	
4 Chlorodifluoromethane	51	1.319	1.319	0.000	99	848964	50.0	47.2	
9 2-Chloro-1,1,1-Trifluoroethane	118	1.562	1.562	0.000	81	591870	50.0	49.8	
15 Ethyl ether	59	2.150	2.150	0.000	93	373061	50.0	51.1	
26 Acetonitrile	41	2.666	2.666	0.000	98	829426	250.0	236.7	
* 29 t-Butyl alcohol-d10 (IS)	65	2.865	2.865	0.000	44	799352	250.0	250.0	
36 Vinyl acetate	43	3.436	3.436	0.000	97	1051614	50.0	51.3	
43 Ethyl acetate	43	4.014	4.014	0.000	99	722318	50.0	52.2	
59 Isopropyl acetate	43	4.881	4.881	0.000	98	1290294	50.0	52.7	
* 61 Fluorobenzene (IS)	96	5.076	5.076	0.000	99	1304315	50.0	50.0	
71 n-Propyl acetate	61	5.885	5.885	0.000	99	282759	50.0	54.3	
89 3,4-Dichloro-1-butene	75	7.470	7.470	0.000	92	512772	50.0	53.4	
92 n-Butyl acetate	43	7.666	7.666	0.000	99	1074698	50.0	52.5	
* 94 Chlorobenzene-d5 (IS)	117	8.195	8.195	0.000	87	1052360	50.0	50.0	
104 cis-1,4-Dichloro-2-butene	88	9.126	9.126	0.000	33	231357	50.0	55.1	a
115 2,3,4-Trichlorobutene	109	9.582	9.582	0.000	0	441705	50.0	54.1	
117 Pentachloroethane	167	9.790	9.790	0.000	93	261059	50.0	52.5	
* 144 1,4-Dichlorobenzene-d4	152	10.066	10.066	0.000	96	599296	50.0	50.0	

QC Flag Legend

Processing Flags
Review Flags
a - User Assigned ID

Reagents:

MSV_CCV_Penta_00025	Amount Added:	5.00	Units: uL
MSV_CCV_EE_00003	Amount Added:	5.00	Units: uL
MSV_CCV_V5ACE_00016	Amount Added:	5.00	Units: uL
MSV_Cent_IS_O_00007	Amount Added:	5.00	Units: uL
MSV_CCV_LKB_00002	Amount Added:	5.00	Units: uL
MSV_V_SMFreon_00020	Amount Added:	2.50	Units: uL

Report Date: 29-Oct-2022 01:14:29 Chrom Revision: 2.3 25-Oct-2022 11:16:06

Eurofins Lancaster Laboratories Environment Testing, LLC

Data File:	\\chromfs\Lancaster\ChromData\9137\20221027-69757.b\WC27X04.D				
Injection Date:	27-Oct-2022 13:49:30	Instrument ID:	9137	Operator ID:	lcp00895
Lims ID:	IC sm v50			Worklist Smp#:	5
Client ID:					
Purge Vol:	5.000 mL	Dil. Factor:	1.0000	ALS Bottle#:	4
Method:	MSVoa_9137	Limit Group:	MSV - 8260C_D		

Column: Rxi-624Sil MS Capillary Column (0.25 mm) Y Scaling: Method Defined: Scale to the Nth Largest Target: 1

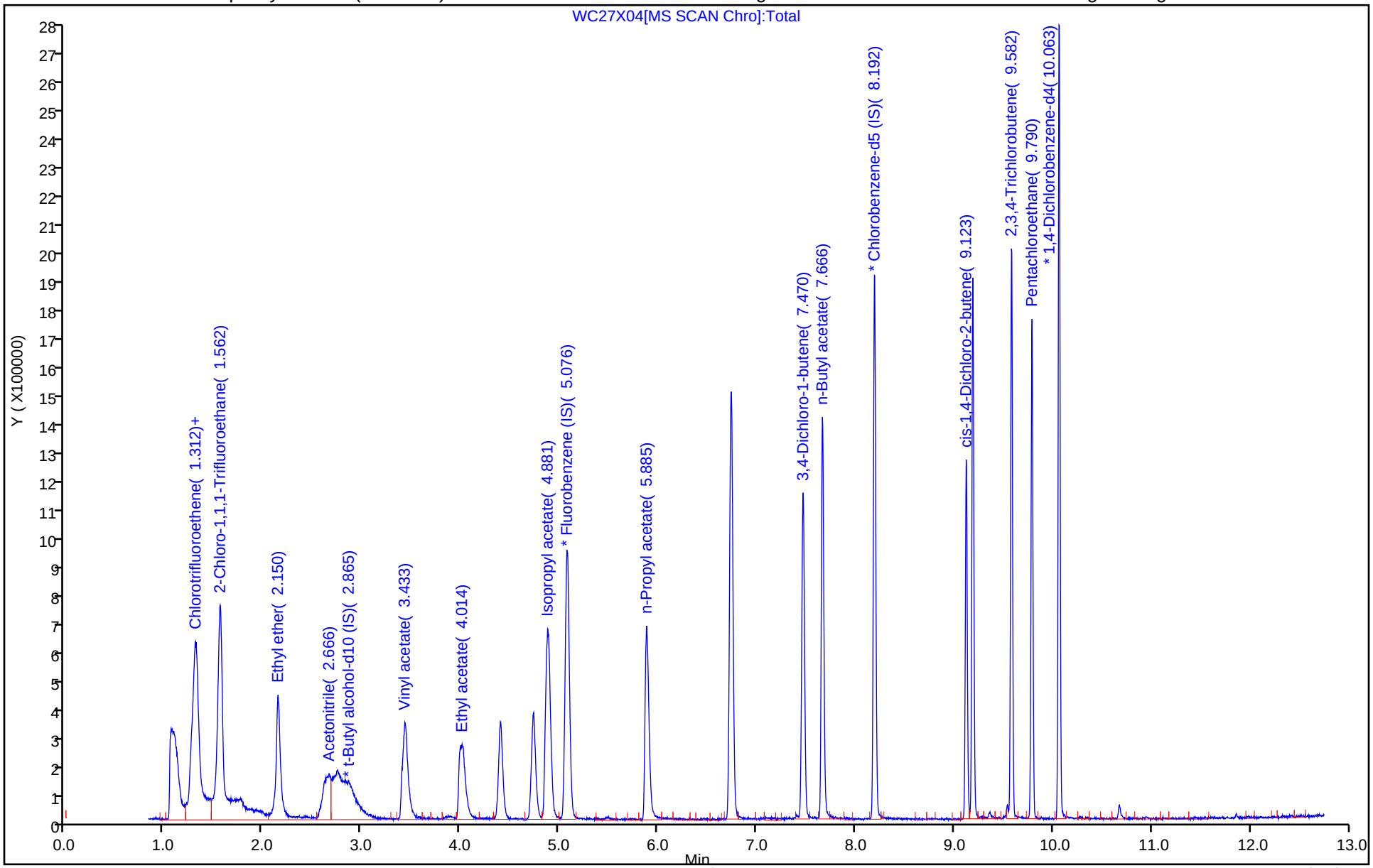

Manual Integration/User Assign Peak Report

Eurofins Lancaster Laboratories Environment Testing, LLC

Data File:	\\chromfs\Lancaster\ChromData\9137\20221027-69757.b\WC27X04.D				
Injection Date:	27-Oct-2022 13:49:30	Instrument ID:	9137		
Lims ID:	IC sm v50				
Client ID:					
Operator ID:	lcp00895	ALS Bottle#:	4	Worklist Smp#:	5
Purge Vol:	5.000 mL	Dil. Factor:	1.0000		
Method:	MSVoa_9137	Limit Group:	MSV - 8260C_D		
Column:	Rxi-624Sil MS Capillary Column (0.25 mm)	Detector	MS Quad		

104 cis-1,4-Dichloro-2-butene, CAS: 1476-11-5

Signal: 1

Processing Integration Results

RT: 9.19
Area: 23989
Amount: 8.589094
Amount Units: ug/l

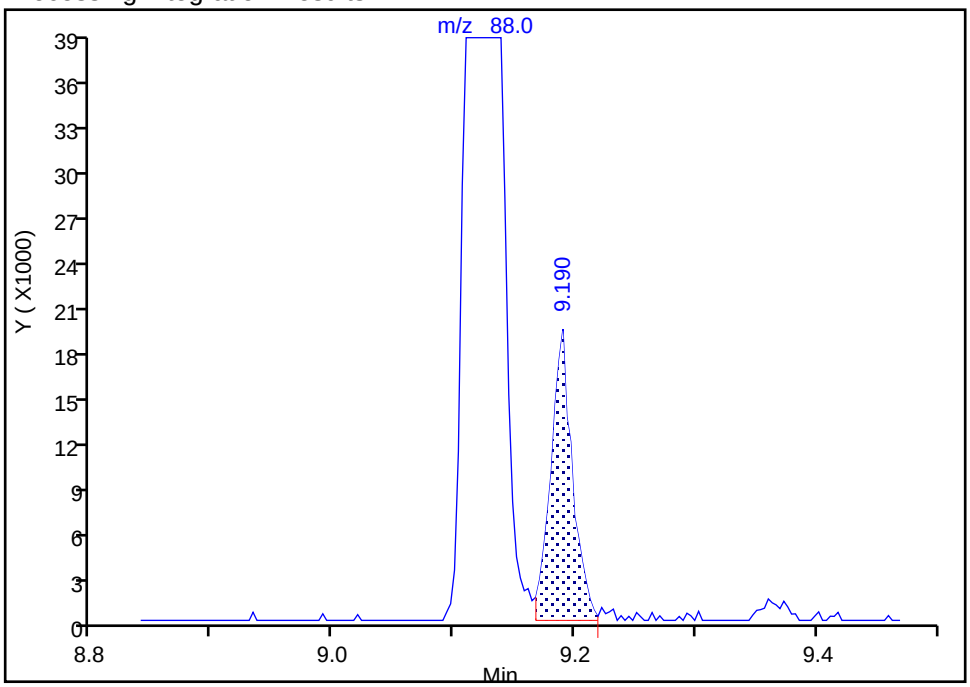

Manual Integration Results

RT: 9.13
Area: 231357
Amount: 55.099154
Amount Units: ug/l

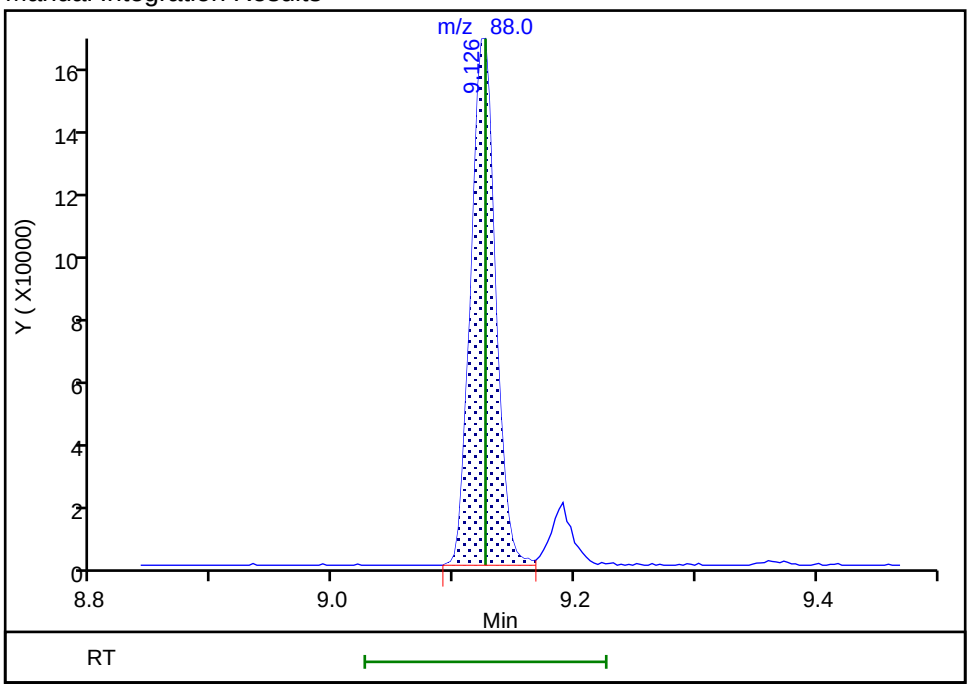

Reviewer: K4WN, 29-Oct-2022 00:21:00
Audit Action: Assigned Compound ID Audit Reason: Peak assignment corrected

Eurofins Lancaster Laboratories Environment Testing, LLC
Target Compound Quantitation Report

Data File: \\chromfs\Lancaster\ChromData\9137\20221027-69757.b\WC27X05.D
Lims ID: IC sm v20
Client ID:
Sample Type: IC Calib Level: 3
Inject. Date: 27-Oct-2022 14:08:30 ALS Bottle#: 5 Worklist Smp#: 6
Purge Vol: 5.000 mL Dil. Factor: 1.0000
Sample Info: 410-0069757-006
Misc. Info.: IC SM V20
Operator ID: lcp00895 Instrument ID: 9137
Sublist: chrom-MSVoa_9137*sub38

Method: \\chromfs\Lancaster\ChromData\9137\20221027-69757.b\MSVoa_9137.m
Limit Group: MSV - 8260C_D
Last Update: 29-Oct-2022 01:14:30 Calib Date: 27-Oct-2022 17:46:30
Integrator: RTE ID Type: Deconvolution ID
Quant Method: Internal Standard Quant By: Initial Calibration
Last ICal File: \\chromfs\Lancaster\ChromData\9137\20221027-69757.b\WC27X16.D

Column 1 : Rxi-624Sil MS Capillary Column (0.25 mm) Det: MS Quad
Process Host: CTX1618

First Level Reviewer: K4WN Date: 29-Oct-2022 00:21:21

Compound	Sig	RT (min.)	Exp RT (min.)	Dlt RT (min.)	Q	Response	Cal Amt ug/l	OnCol Amt ug/l	Flags
3 Chlorotrifluoroethene	116	1.287	1.296	-0.009	95	169320	20.0	19.8	
4 Chlorodifluoromethane	51	1.312	1.319	-0.007	97	338913	20.0	19.3	
9 2-Chloro-1,1,1-Trifluoroethane	118	1.559	1.562	-0.003	35	234144	20.0	19.4	
15 Ethyl ether	59	2.150	2.150	0.000	93	145960	20.0	19.7	
26 Acetonitrile	41	2.644	2.666	-0.022	93	325036	100.0	95.1	
* 29 t-Butyl alcohol-d10 (IS)	65	2.856	2.865	-0.009	10	779565	250.0	250.0	
36 Vinyl acetate	43	3.437	3.436	0.001	97	395615	20.0	19.0	
43 Ethyl acetate	43	4.021	4.014	0.007	99	270449	20.0	19.2	
59 Isopropyl acetate	43	4.881	4.881	0.001	98	491195	20.0	19.7	
* 61 Fluorobenzene (IS)	96	5.076	5.076	0.000	99	1326999	50.0	50.0	
71 n-Propyl acetate	61	5.891	5.885	0.006	99	100226	20.0	18.9	
89 3,4-Dichloro-1-butene	75	7.467	7.470	-0.003	92	184830	20.0	19.3	
92 n-Butyl acetate	43	7.666	7.666	0.000	98	396607	20.0	19.4	
* 94 Chlorobenzene-d5 (IS)	117	8.192	8.195	-0.003	87	1049101	50.0	50.0	
104 cis-1,4-Dichloro-2-butene	88	9.123	9.126	-0.003	24	80872	20.0	19.3	a
115 2,3,4-Trichlorobutene	109	9.582	9.582	0.000	0	151510	20.0	18.8	
117 Pentachloroethane	167	9.790	9.790	0.000	92	94543	20.0	19.2	
* 144 1,4-Dichlorobenzene-d4	152	10.066	10.066	0.000	97	593067	50.0	50.0	

QC Flag Legend

Processing Flags
Review Flags
a - User Assigned ID

Reagents:

MSV_CCV_Penta_00025	Amount Added:	4.00	Units: uL
MSV_CCV_EE_00003	Amount Added:	4.00	Units: uL
MSV_CCV_V5ACE_00016	Amount Added:	4.00	Units: uL
MSV_Cent_IS_O_00007	Amount Added:	5.00	Units: uL
MSV_CCV_LKB_00002	Amount Added:	4.00	Units: uL
MSV_V_SMFreon_00020	Amount Added:	2.00	Units: uL

Report Date: 29-Oct-2022 01:14:31 Chrom Revision: 2.3 25-Oct-2022 11:16:06

Eurofins Lancaster Laboratories Environment Testing, LLC

Data File:	\\chromfs\Lancaster\ChromData\9137\20221027-69757.b\WC27X05.D				
Injection Date:	27-Oct-2022 14:08:30	Instrument ID:	9137	Operator ID:	lcp00895
Lims ID:	IC sm v20			Worklist Smp#:	6
Client ID:					
Purge Vol:	5.000 mL	Dil. Factor:	1.0000	ALS Bottle#:	5
Method:	MSVoa_9137	Limit Group:	MSV - 8260C_D		

Column: Rxi-624Sil MS Capillary Column (0.25 mm) Y Scaling: Method Defined: Scale to the Nth Largest Target: 1

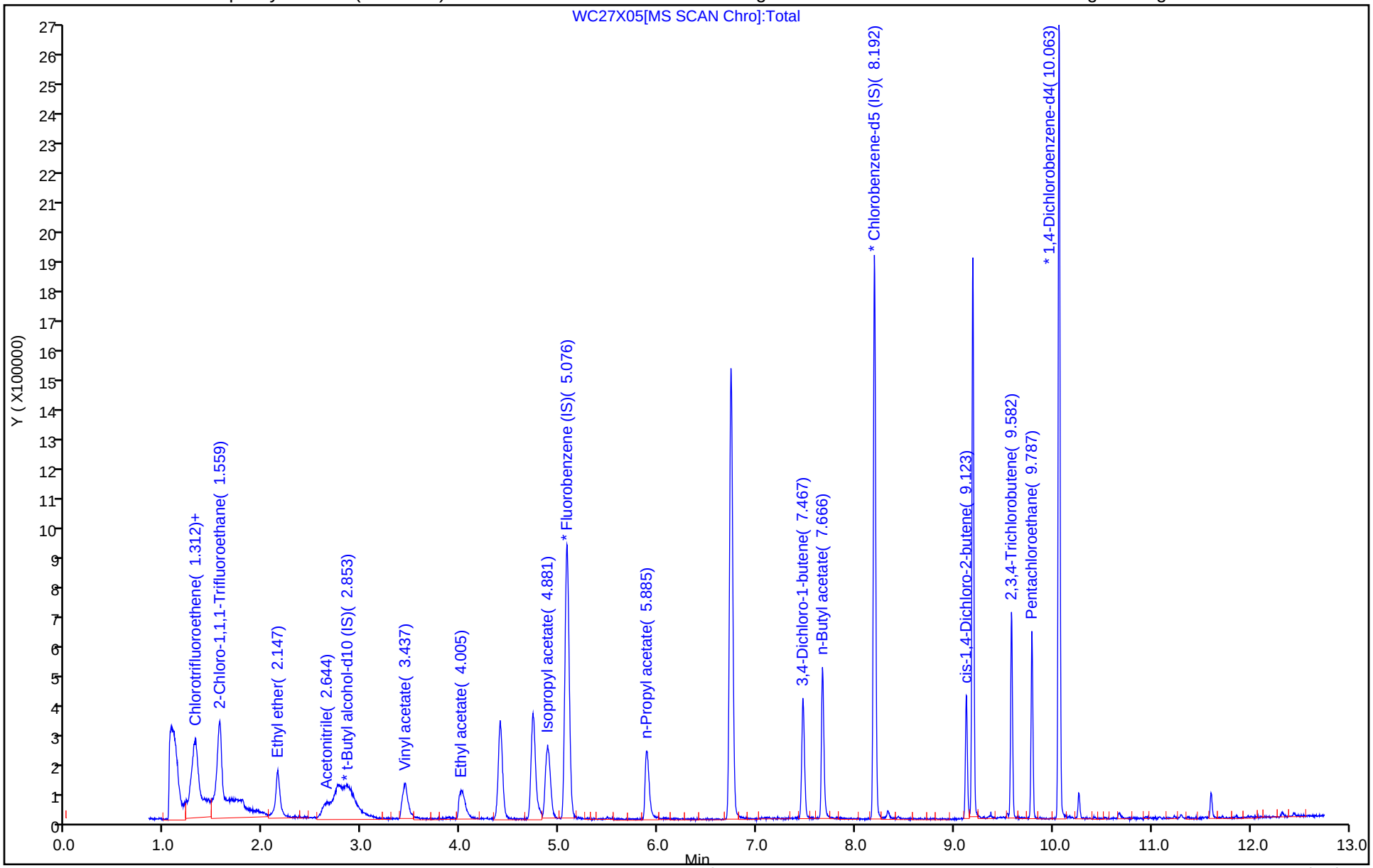

Manual Integration/User Assign Peak Report

Eurofins Lancaster Laboratories Environment Testing, LLC

Data File:	\\chromfs\Lancaster\ChromData\9137\20221027-69757.b\WC27X05.D				
Injection Date:	27-Oct-2022 14:08:30	Instrument ID:	9137		
Lims ID:	IC sm v20				
Client ID:					
Operator ID:	lcp00895	ALS Bottle#:	5	Worklist Smp#:	6
Purge Vol:	5.000 mL	Dil. Factor:	1.0000		
Method:	MSVoa_9137	Limit Group:	MSV - 8260C_D		
Column:	Rxi-624Sil MS Capillary Column (0.25 mm)	Detector	MS Quad		

104 cis-1,4-Dichloro-2-butene, CAS: 1476-11-5

Signal: 1

Processing Integration Results

RT: 9.19
Area: 23868
Amount: 6.871343
Amount Units: ug/l

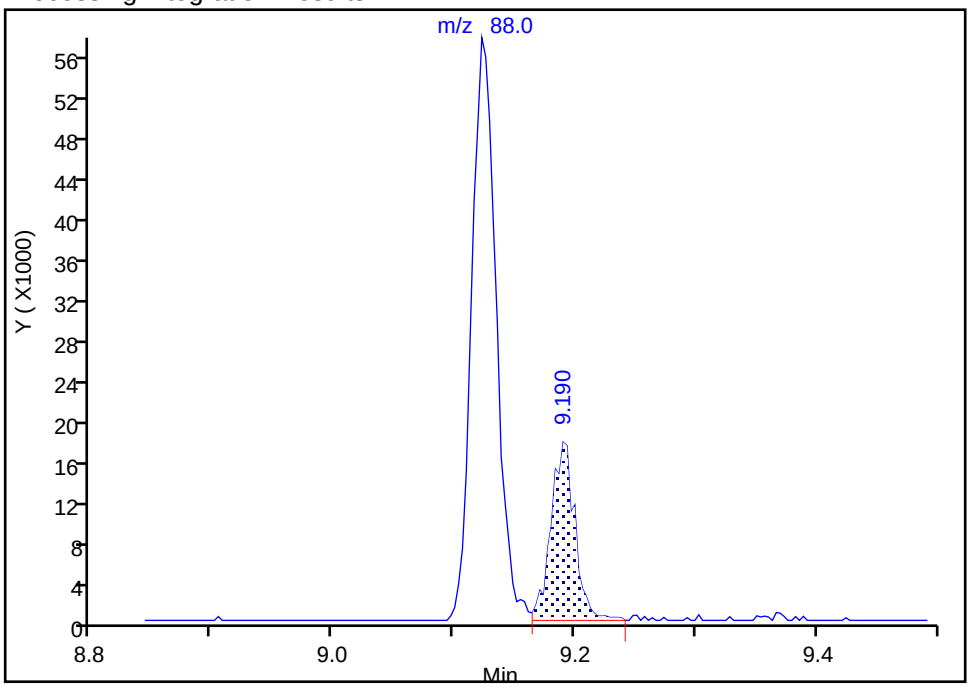

Manual Integration Results

RT: 9.12
Area: 80872
Amount: 19.320017
Amount Units: ug/l

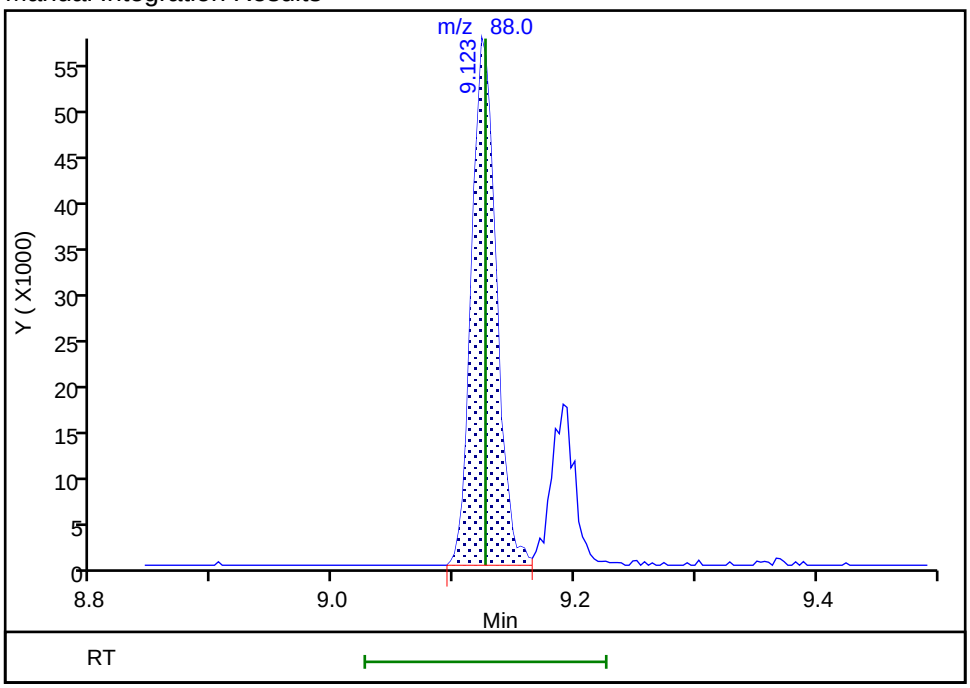

Reviewer: K4WN, 29-Oct-2022 00:21:17
Audit Action: Assigned Compound ID Audit Reason: Peak assignment corrected

Eurofins Lancaster Laboratories Environment Testing, LLC
Target Compound Quantitation Report

Data File: \\chromfs\Lancaster\ChromData\9137\20221027-69757.b\WC27X06.D
Lims ID: IC sm v10
Client ID:
Sample Type: IC Calib Level: 2
Inject. Date: 27-Oct-2022 14:28:30 ALS Bottle#: 6 Worklist Smp#: 7
Purge Vol: 5.000 mL Dil. Factor: 1.0000
Sample Info: 410-0069757-007
Misc. Info.: IC SM V10
Operator ID: lcp00895 Instrument ID: 9137
Sublist: chrom-MSVoa_9137*sub38

Method: \\chromfs\Lancaster\ChromData\9137\20221027-69757.b\MSVoa_9137.m
Limit Group: MSV - 8260C_D
Last Update: 29-Oct-2022 01:14:32 Calib Date: 27-Oct-2022 17:46:30
Integrator: RTE ID Type: Deconvolution ID
Quant Method: Internal Standard Quant By: Initial Calibration
Last ICal File: \\chromfs\Lancaster\ChromData\9137\20221027-69757.b\WC27X16.D

Column 1 : Rxi-624Sil MS Capillary Column (0.25 mm) Det: MS Quad
Process Host: CTX1618

First Level Reviewer: ULCP Date: 27-Oct-2022 16:02:14

Compound	Sig	RT (min.)	Exp RT (min.)	Dlt RT (min.)	Q	Response	Cal Amt ug/l	OnCol Amt ug/l	Flags
3 Chlorotrifluoroethene	116	1.287	1.296	-0.009	92	77224	10.0	9.15	
4 Chlorodifluoromethane	51	1.303	1.319	-0.016	98	179631	10.0	10.3	
9 2-Chloro-1,1,1-Trifluoroethane	118	1.563	1.562	0.001	41	113245	10.0	9.49	
15 Ethyl ether	59	2.140	2.150	-0.010	94	72389	10.0	9.87	
26 Acetonitrile	41	2.641	2.666	-0.025	95	200447	50.0	58.8	M
* 29 t-Butyl alcohol-d10 (IS)	65	2.862	2.865	-0.003	8	777373	250.0	250.0	
36 Vinyl acetate	43	3.437	3.436	0.001	97	210299	10.0	10.2	M
43 Ethyl acetate	43	4.014	4.014	0.000	99	132564	10.0	9.53	
59 Isopropyl acetate	43	4.877	4.881	-0.003	99	232400	10.0	9.45	
* 61 Fluorobenzene (IS)	96	5.076	5.076	0.000	99	1310237	50.0	50.0	
71 n-Propyl acetate	61	5.885	5.885	0.000	99	47546	10.0	9.10	
89 3,4-Dichloro-1-butene	75	7.464	7.470	-0.006	92	88966	10.0	9.54	
92 n-Butyl acetate	43	7.666	7.666	0.000	98	195367	10.0	9.83	
* 94 Chlorobenzene-d5 (IS)	117	8.192	8.195	-0.003	87	1022208	50.0	50.0	
104 cis-1,4-Dichloro-2-butene	88	9.123	9.126	-0.003	24	36322	10.0	8.91	a
115 2,3,4-Trichlorobutene	109	9.582	9.582	0.000	0	73371	10.0	9.35	
117 Pentachloroethane	167	9.787	9.790	-0.003	92	43988	10.0	9.20	
* 144 1,4-Dichlorobenzene-d4	152	10.066	10.066	0.000	96	576070	50.0	50.0	

QC Flag Legend

Processing Flags
Review Flags
M - Manually Integrated
a - User Assigned ID

Reagents:

MSV_CCV_Penta_00025	Amount Added:	2.00	Units: uL
MSV_CCV_EE_00003	Amount Added:	2.00	Units: uL
MSV_CCV_V5ACE_00016	Amount Added:	2.00	Units: uL
MSV_Cent_IS_O_00007	Amount Added:	5.00	Units: uL
MSV_CCV_LKB_00002	Amount Added:	2.00	Units: uL
MSV_V_SMFreon_00020	Amount Added:	1.00	Units: uL

Report Date: 29-Oct-2022 01:14:32 Chrom Revision: 2.3 25-Oct-2022 11:16:06

Eurofins Lancaster Laboratories Environment Testing, LLC

Data File:	\\chromfs\Lancaster\ChromData\9137\20221027-69757.b\WC27X06.D				
Injection Date:	27-Oct-2022 14:28:30	Instrument ID:	9137	Operator ID:	lcp00895
Lims ID:	IC sm v10			Worklist Smp#:	7
Client ID:					
Purge Vol:	5.000 mL	Dil. Factor:	1.0000	ALS Bottle#:	6
Method:	MSVoa_9137	Limit Group:	MSV - 8260C_D		

Column: Rxi-624Sil MS Capillary Column (0.25 mm) Y Scaling: Method Defined: Scale to the Nth Largest Target: 1

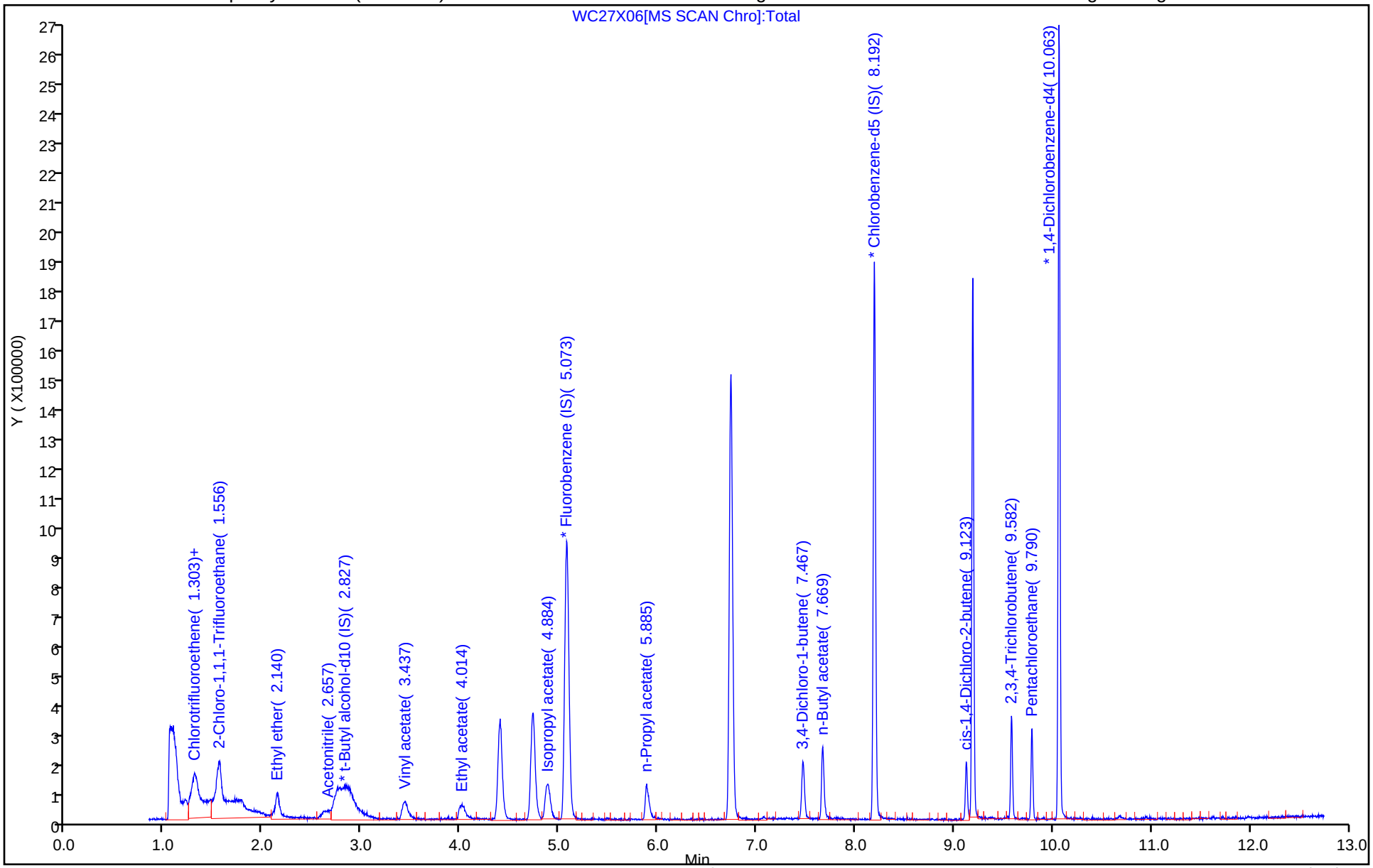

Manual Integration/User Assign Peak Report

Eurofins Lancaster Laboratories Environment Testing, LLC

Data File:	\\chromfs\Lancaster\ChromData\9137\20221027-69757.b\WC27X06.D				
Injection Date:	27-Oct-2022 14:28:30	Instrument ID:	9137		
Lims ID:	IC sm v10				
Client ID:					
Operator ID:	lcp00895	ALS Bottle#:	6	Worklist Smp#:	7
Purge Vol:	5.000 mL	Dil. Factor:	1.0000		
Method:	MSVoa_9137	Limit Group:	MSV - 8260C_D		
Column:	Rxi-624Sil MS Capillary Column (0.25 mm)	Detector	MS Quad		

26 Acetonitrile, CAS: 75-05-8

Signal: 1

Processing Integration Results

RT: 2.64
Area: 183672
Amount: 54.808802
Amount Units: ug/l

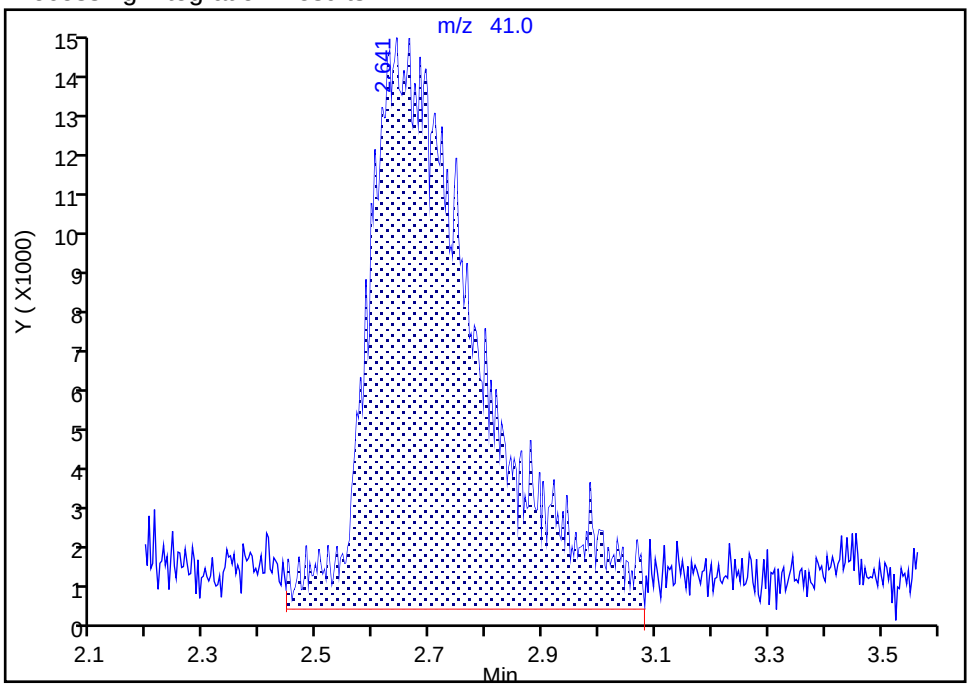

Manual Integration Results

RT: 2.64
Area: 200447
Amount: 58.832883
Amount Units: ug/l

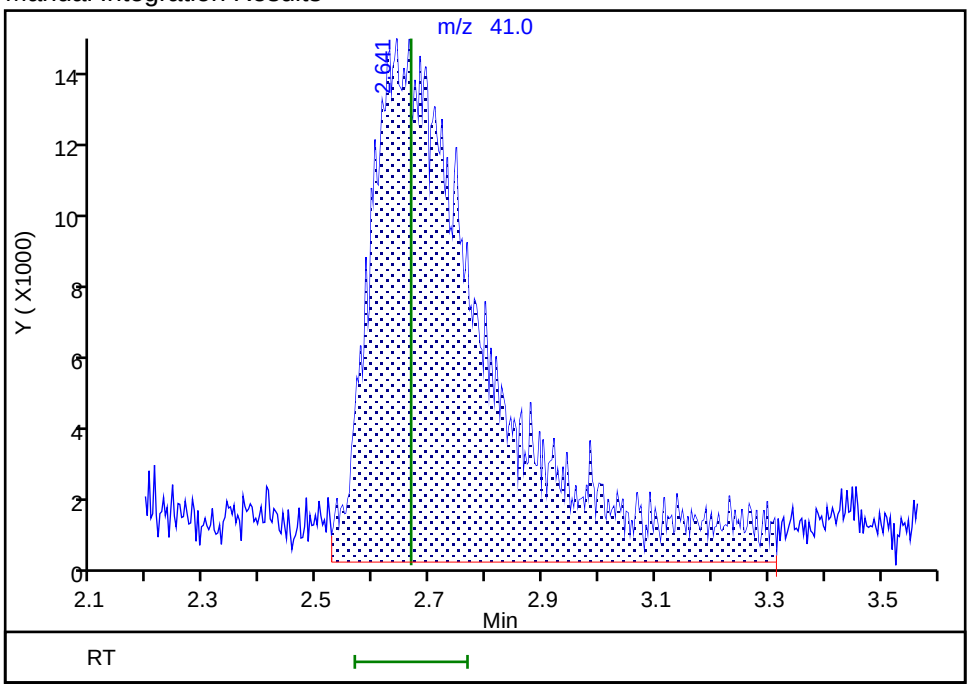

Reviewer: K4WN, 29-Oct-2022 00:21:48
Audit Action: Assigned New Baseline Audit Reason: Incomplete Integration

Manual Integration/User Assign Peak Report

Eurofins Lancaster Laboratories Environment Testing, LLC

Data File:	\\chromfs\Lancaster\ChromData\9137\20221027-69757.b\WC27X06.D				
Injection Date:	27-Oct-2022 14:28:30	Instrument ID:	9137		
Lims ID:	IC sm v10				
Client ID:					
Operator ID:	lcp00895	ALS Bottle#:	6	Worklist Smp#:	7
Purge Vol:	5.000 mL	Dil. Factor:	1.0000		
Method:	MSVoa_9137	Limit Group:	MSV - 8260C_D		
Column:	Rxi-624Sil MS Capillary Column (0.25 mm)	Detector	MS Quad		

36 Vinyl acetate, CAS: 108-05-4

Signal: 1

Processing Integration Results

RT: 3.44
Area: 195813
Amount: 9.895019
Amount Units: ug/l

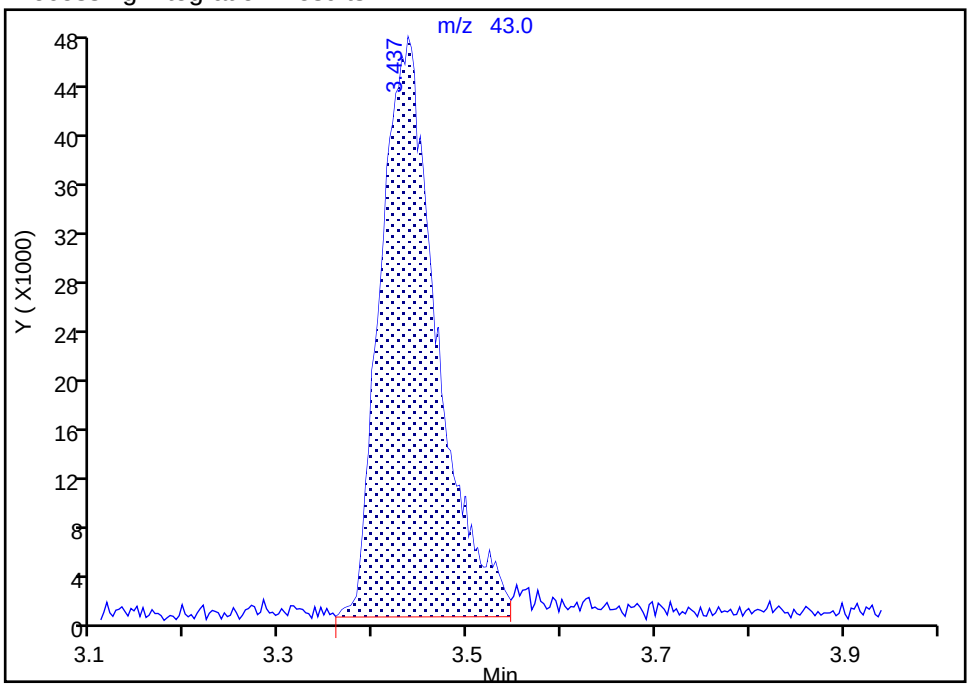

Manual Integration Results

RT: 3.44
Area: 210299
Amount: 10.209596
Amount Units: ug/l

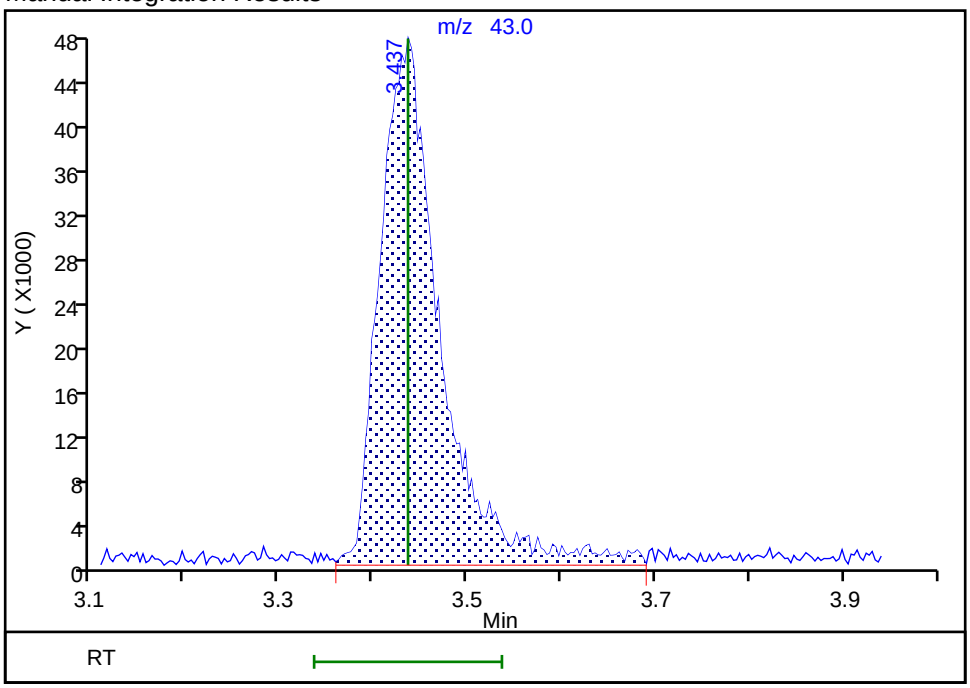

Reviewer: K4WN, 29-Oct-2022 00:22:01
Audit Action: Assigned New Baseline Audit Reason: Incomplete Integration

Manual Integration/User Assign Peak Report

Eurofins Lancaster Laboratories Environment Testing, LLC

Data File:	\\chromfs\Lancaster\ChromData\9137\20221027-69757.b\WC27X06.D				
Injection Date:	27-Oct-2022 14:28:30	Instrument ID:	9137		
Lims ID:	IC sm v10				
Client ID:					
Operator ID:	lcp00895	ALS Bottle#:	6	Worklist Smp#:	7
Purge Vol:	5.000 mL	Dil. Factor:	1.0000		
Method:	MSVoa_9137	Limit Group:	MSV - 8260C_D		
Column:	Rxi-624Sil MS Capillary Column (0.25 mm)	Detector	MS Quad		

104 cis-1,4-Dichloro-2-butene, CAS: 1476-11-5

Signal: 1

Processing Integration Results

RT: 9.19
Area: 22457
Amount: 7.323760
Amount Units: ug/l

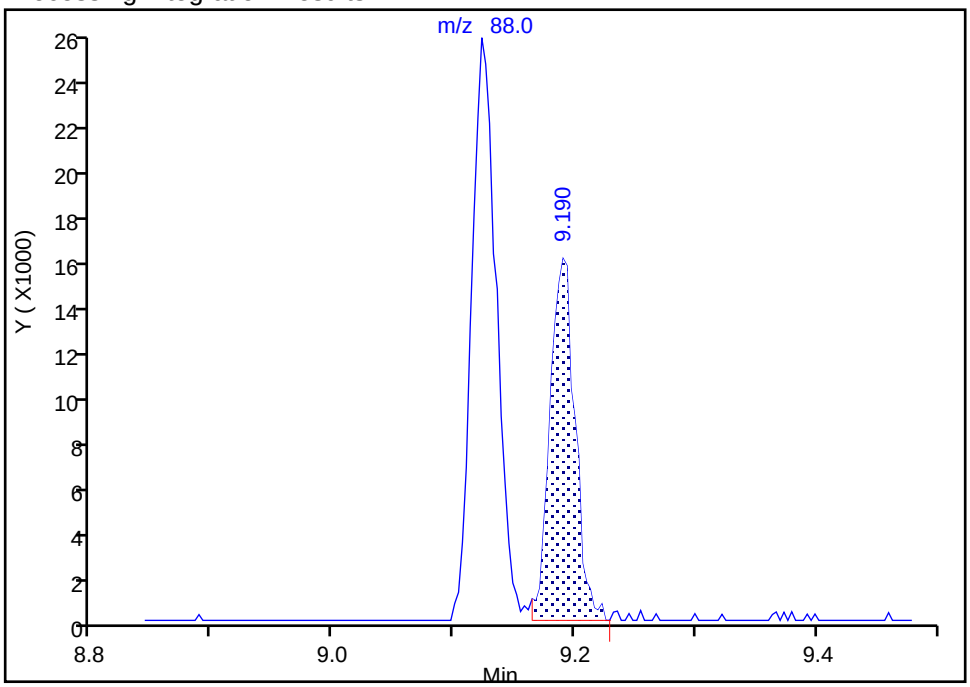

Manual Integration Results

RT: 9.12
Area: 36322
Amount: 8.905475
Amount Units: ug/l

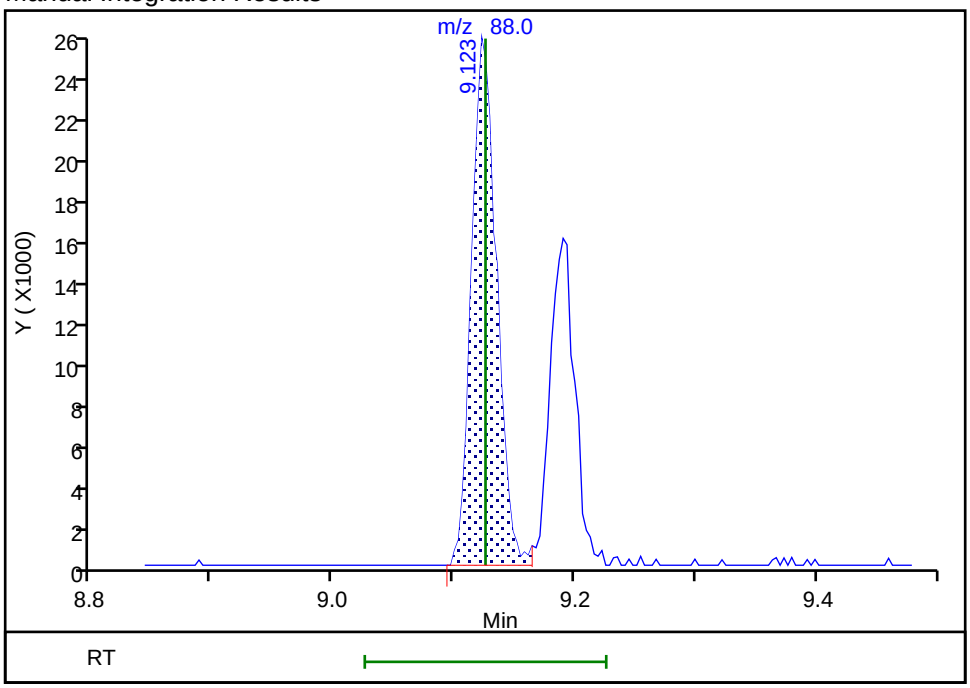

Reviewer: K4WN, 29-Oct-2022 00:22:07
Audit Action: Assigned Compound ID Audit Reason: Incomplete Integration

Eurofins Lancaster Laboratories Environment Testing, LLC
Target Compound Quantitation Report

Data File: \\chromfs\Lancaster\ChromData\9137\20221027-69757.b\WC27X07.D
Lims ID: IC sm v4
Client ID:
Sample Type: IC Calib Level: 1
Inject. Date: 27-Oct-2022 14:47:30 ALS Bottle#: 7 Worklist Smp#: 8
Purge Vol: 5.000 mL Dil. Factor: 1.0000
Sample Info: 410-0069757-008
Misc. Info.: IC SM V4
Operator ID: lcp00895 Instrument ID: 9137
Sublist: chrom-MSVoa_9137*sub38

Method: \\chromfs\Lancaster\ChromData\9137\20221027-69757.b\MSVoa_9137.m
Limit Group: MSV - 8260C_D
Last Update: 29-Oct-2022 01:14:33 Calib Date: 27-Oct-2022 17:46:30
Integrator: RTE ID Type: Deconvolution ID
Quant Method: Internal Standard Quant By: Initial Calibration
Last ICal File: \\chromfs\Lancaster\ChromData\9137\20221027-69757.b\WC27X16.D

Column 1 : Rxi-624Sil MS Capillary Column (0.25 mm) Det: MS Quad
Process Host: CTX1618

First Level Reviewer: ULCP Date: 27-Oct-2022 16:11:56

Compound	Sig	RT (min.)	Exp RT (min.)	Dlt RT (min.)	Q	Response	Cal Amt ug/l	OnCol Amt ug/l	Flags
3 Chlorotrifluoroethene	116	1.290	1.296	-0.006	90	36307	4.00	4.19	
4 Chlorodifluoromethane	51	1.332	1.319	0.013	97	78053	4.00	4.58	M
9 2-Chloro-1,1,1-Trifluoroethane	118	1.572	1.562	0.010	36	50975	4.00	4.16	
15 Ethyl ether	59	2.147	2.150	-0.003	90	29708	4.00	3.95	
26 Acetonitrile	41	2.644	2.666	-0.022	94	75807	20.0	22.8	
* 29 t-Butyl alcohol-d10 (IS)	65	2.862	2.865	-0.003	42	757847	250.0	250.0	
36 Vinyl acetate	43	3.456	3.436	0.020	96	80314	4.00	3.80	M
43 Ethyl acetate	43	4.037	4.014	0.023	96	54587	4.00	3.82	M
59 Isopropyl acetate	43	4.897	4.881	0.017	96	92793	4.00	3.68	
* 61 Fluorobenzene (IS)	96	5.080	5.076	0.004	98	1344707	50.0	50.0	
71 n-Propyl acetate	61	5.901	5.885	0.016	98	18817	4.00	3.51	
89 3,4-Dichloro-1-butene	75	7.473	7.470	0.003	91	35247	4.00	3.77	
92 n-Butyl acetate	43	7.672	7.666	0.006	99	76122	4.00	3.83	M
* 94 Chlorobenzene-d5 (IS)	117	8.195	8.195	0.000	87	1023634	50.0	50.0	
104 cis-1,4-Dichloro-2-butene	88	9.126	9.126	0.000	24	14746	4.00	3.61	
115 2,3,4-Trichlorobutene	109	9.585	9.582	0.003	0	30607	4.00	3.84	M
117 Pentachloroethane	167	9.790	9.790	0.000	91	18256	4.00	3.76	
* 144 1,4-Dichlorobenzene-d4	152	10.066	10.066	0.000	97	584661	50.0	50.0	

QC Flag Legend

Processing Flags
Review Flags
M - Manually Integrated

Reagents:

MSV_CCV_Penta_00025	Amount Added:	4.00	Units: uL
MSV_CCV_EE_00003	Amount Added:	4.00	Units: uL
MSV_CCV_V5ACE_00016	Amount Added:	4.00	Units: uL
MSV_Cent_IS_O_00007	Amount Added:	5.00	Units: uL
MSV_CCV_LKB_00002	Amount Added:	4.00	Units: uL
MSV_V_SMFreon_00020	Amount Added:	2.00	Units: uL

Report Date: 29-Oct-2022 01:14:34 Chrom Revision: 2.3 25-Oct-2022 11:16:06

Eurofins Lancaster Laboratories Environment Testing, LLC

Data File:	\\chromfs\Lancaster\ChromData\9137\20221027-69757.b\WC27X07.D				
Injection Date:	27-Oct-2022 14:47:30	Instrument ID:	9137	Operator ID:	lcp00895
Lims ID:	IC sm v4			Worklist Smp#:	8
Client ID:					
Purge Vol:	5.000 mL	Dil. Factor:	1.0000	ALS Bottle#:	7
Method:	MSVoa_9137	Limit Group:	MSV - 8260C_D		

Column: Rxi-624Sil MS Capillary Column (0.25 mm) Y Scaling: Method Defined: Scale to the Nth Largest Target: 1

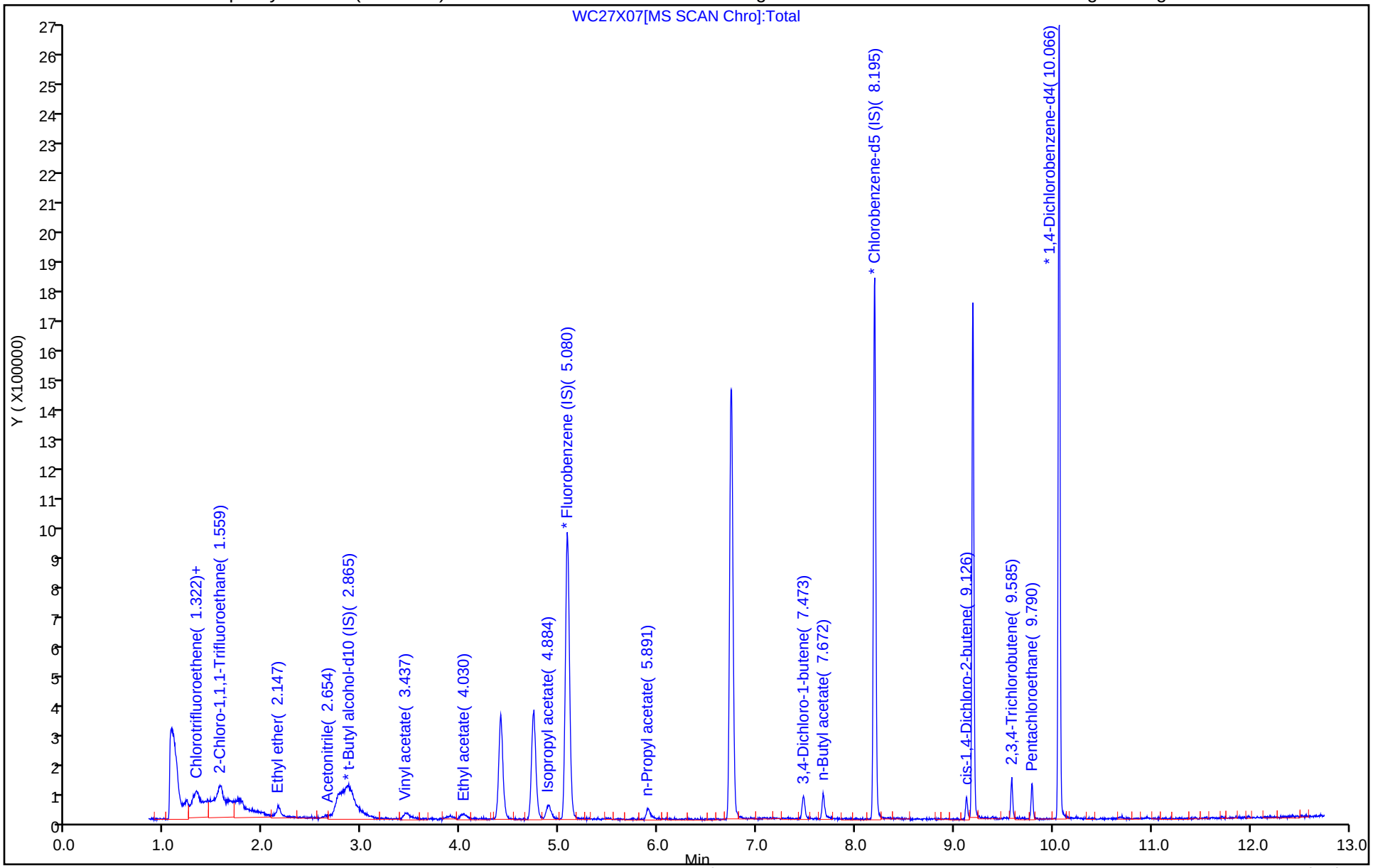

Manual Integration/User Assign Peak Report

Eurofins Lancaster Laboratories Environment Testing, LLC

Data File:	\\chromfs\Lancaster\ChromData\9137\20221027-69757.b\WC27X07.D				
Injection Date:	27-Oct-2022 14:47:30	Instrument ID:	9137		
Lims ID:	IC sm v4				
Client ID:					
Operator ID:	lcp00895	ALS Bottle#:	7	Worklist Smp#:	8
Purge Vol:	5.000 mL	Dil. Factor:	1.0000		
Method:	MSVoa_9137	Limit Group:	MSV - 8260C_D		
Column:	Rxi-624Sil MS Capillary Column (0.25 mm)	Detector	MS Quad		

4 Chlorodifluoromethane, CAS: 75-45-6

Signal: 1

Processing Integration Results

RT: 1.33
Area: 74913
Amount: 5.159351
Amount Units: ug/l

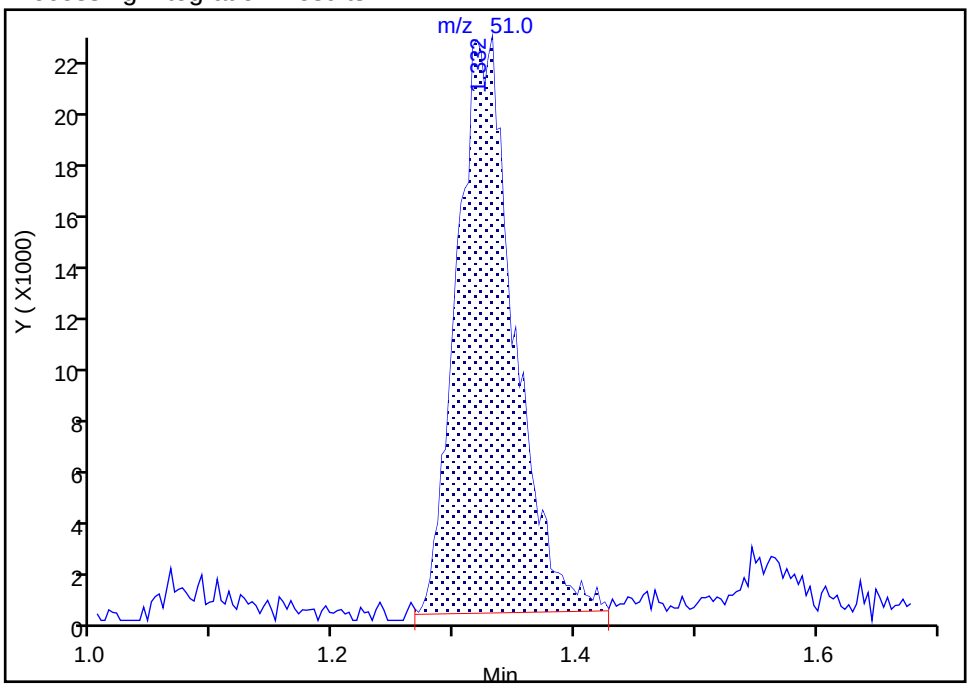

Manual Integration Results

RT: 1.33
Area: 78053
Amount: 4.575132
Amount Units: ug/l

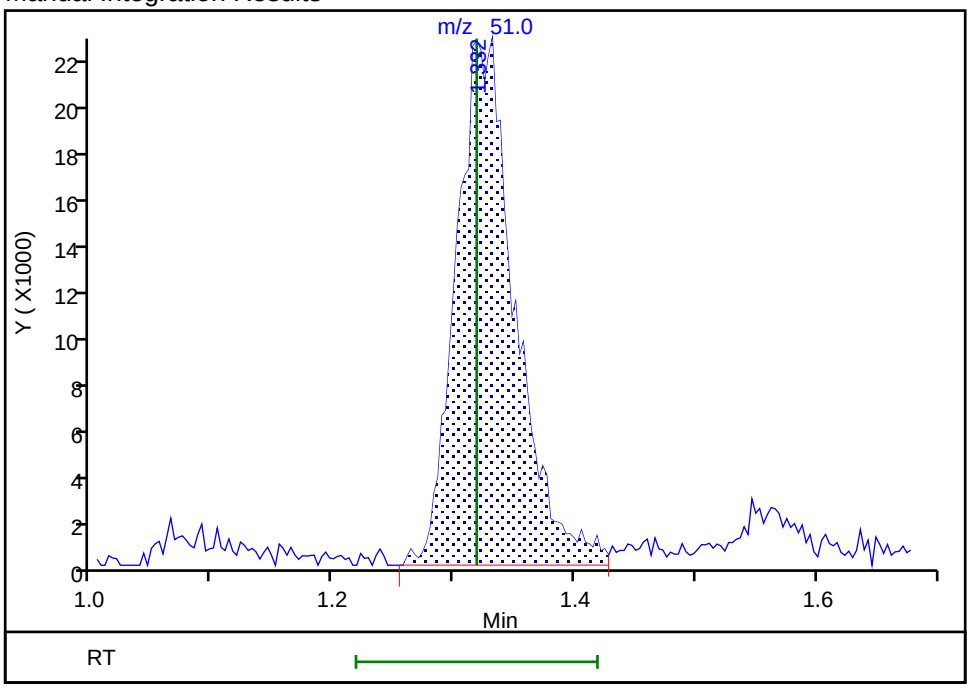

Reviewer: K4WN, 29-Oct-2022 00:22:29
Audit Action: Assigned New Baseline Audit Reason: Incomplete Integration

Manual Integration/User Assign Peak Report

Eurofins Lancaster Laboratories Environment Testing, LLC

Data File:	\\chromfs\Lancaster\ChromData\9137\20221027-69757.b\WC27X07.D				
Injection Date:	27-Oct-2022 14:47:30	Instrument ID:	9137		
Lims ID:	IC sm v4				
Client ID:					
Operator ID:	lcp00895	ALS Bottle#:	7	Worklist Smp#:	8
Purge Vol:	5.000 mL	Dil. Factor:	1.0000		
Method:	MSVoa_9137	Limit Group:	MSV - 8260C_D		
Column:	Rxi-624Sil MS Capillary Column (0.25 mm)	Detector	MS Quad		

36 Vinyl acetate, CAS: 108-05-4

Signal: 1

Processing Integration Results

RT: 3.46
Area: 66331
Amount: 3.226617
Amount Units: ug/l

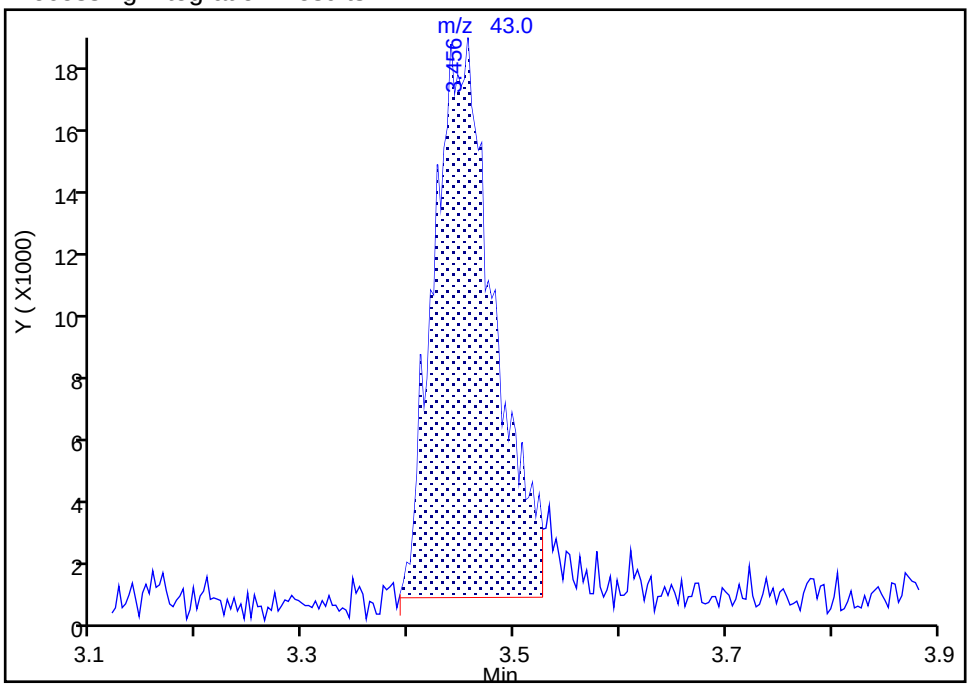

Manual Integration Results

RT: 3.46
Area: 80314
Amount: 3.799136
Amount Units: ug/l

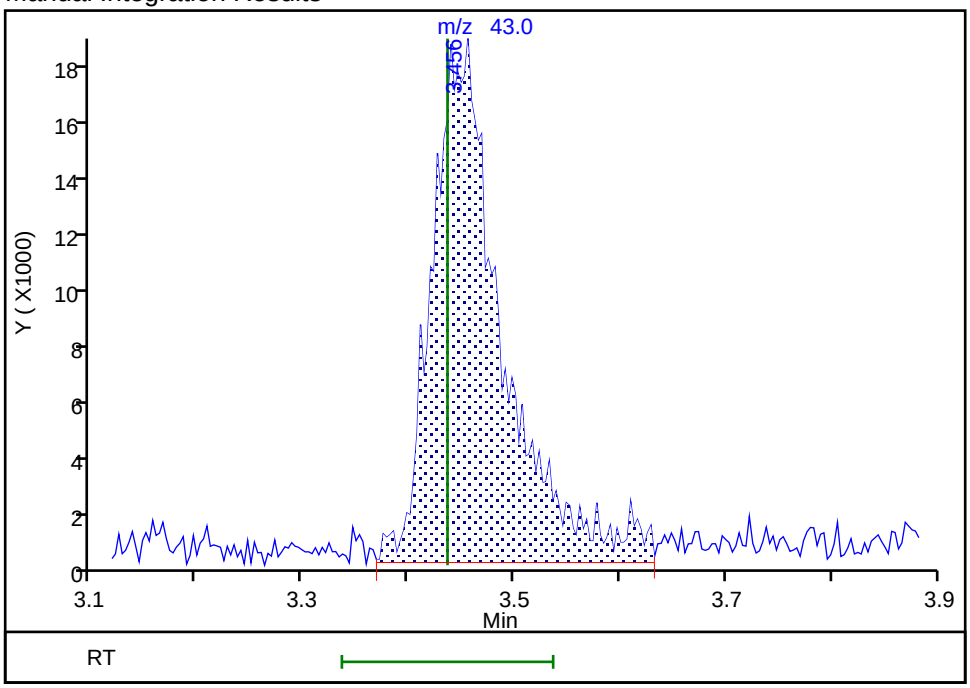

Reviewer: K4WN, 29-Oct-2022 00:23:07

Audit Action: Assigned New Baseline Audit Reason: Incomplete Integration

Manual Integration/User Assign Peak Report

Eurofins Lancaster Laboratories Environment Testing, LLC

Data File:	\\chromfs\Lancaster\ChromData\9137\20221027-69757.b\WC27X07.D				
Injection Date:	27-Oct-2022 14:47:30	Instrument ID:	9137		
Lims ID:	IC sm v4				
Client ID:					
Operator ID:	lcp00895	ALS Bottle#:	7	Worklist Smp#:	8
Purge Vol:	5.000 mL	Dil. Factor:	1.0000		
Method:	MSVoa_9137	Limit Group:	MSV - 8260C_D		
Column:	Rxi-624Sil MS Capillary Column (0.25 mm)	Detector	MS Quad		

43 Ethyl acetate, CAS: 141-78-6

Signal: 1

Processing Integration Results

RT: 4.04
Area: 46855
Amount: 3.358723
Amount Units: ug/l

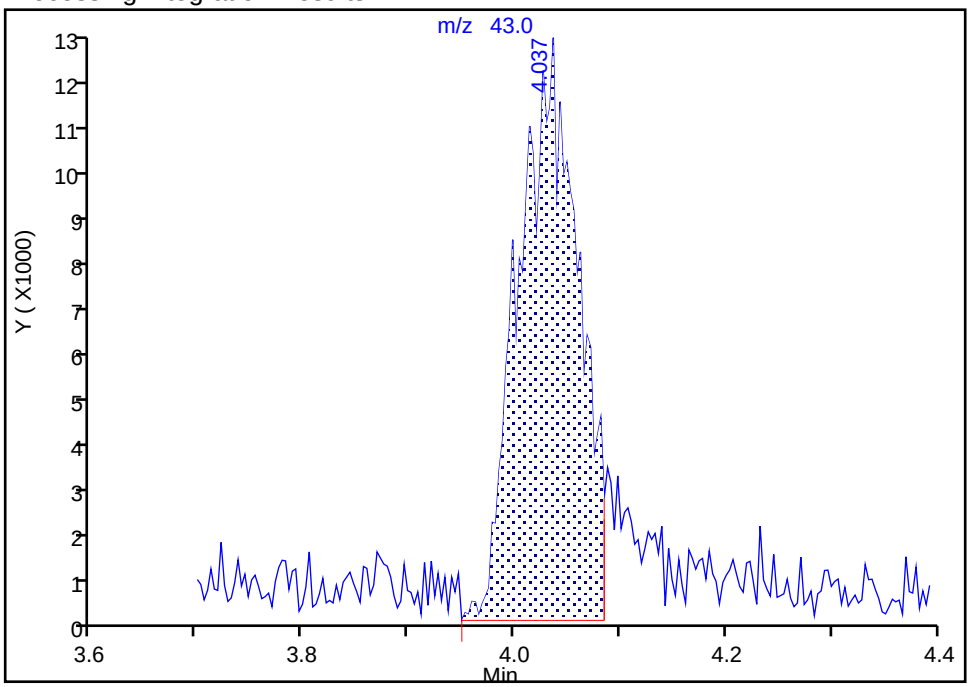

Manual Integration Results

RT: 4.04
Area: 54587
Amount: 3.824652
Amount Units: ug/l

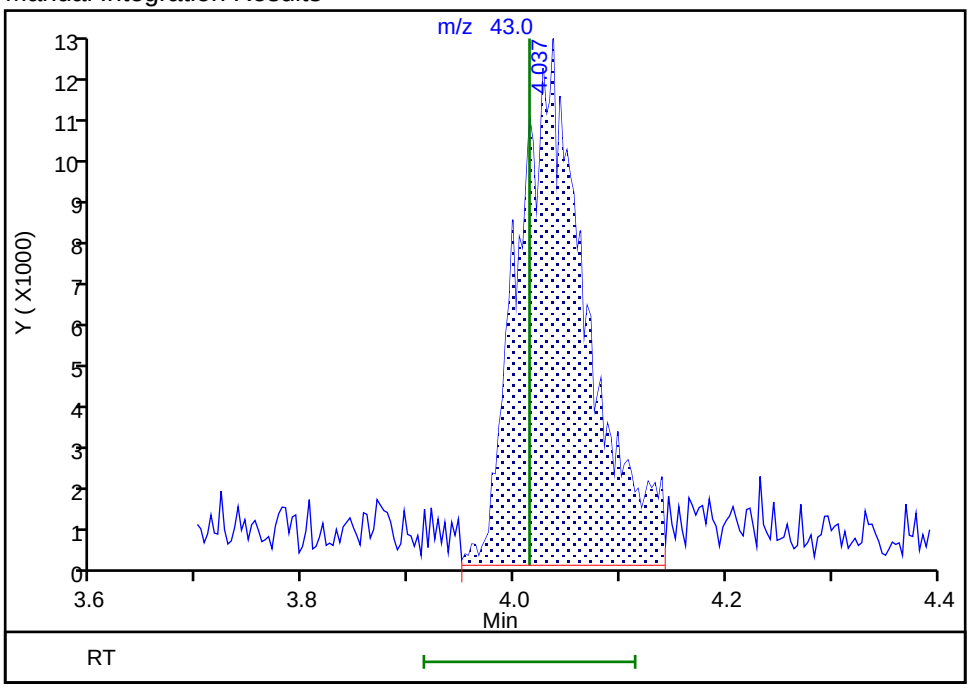

Reviewer: K4WN, 29-Oct-2022 00:23:30
Audit Action: Assigned New Baseline Audit Reason: Incomplete Integration

Manual Integration/User Assign Peak Report

Eurofins Lancaster Laboratories Environment Testing, LLC

Data File:	\\chromfs\Lancaster\ChromData\9137\20221027-69757.b\WC27X07.D				
Injection Date:	27-Oct-2022 14:47:30	Instrument ID:	9137		
Lims ID:	IC sm v4				
Client ID:					
Operator ID:	lcp00895	ALS Bottle#:	7	Worklist Smp#:	8
Purge Vol:	5.000 mL	Dil. Factor:	1.0000		
Method:	MSVoa_9137	Limit Group:	MSV - 8260C_D		
Column:	Rxi-624Sil MS Capillary Column (0.25 mm)	Detector	MS Quad		

92 n-Butyl acetate, CAS: 123-86-4

Signal: 1

Processing Integration Results

RT: 7.67
Area: 71677
Amount: 3.636354
Amount Units: ug/l

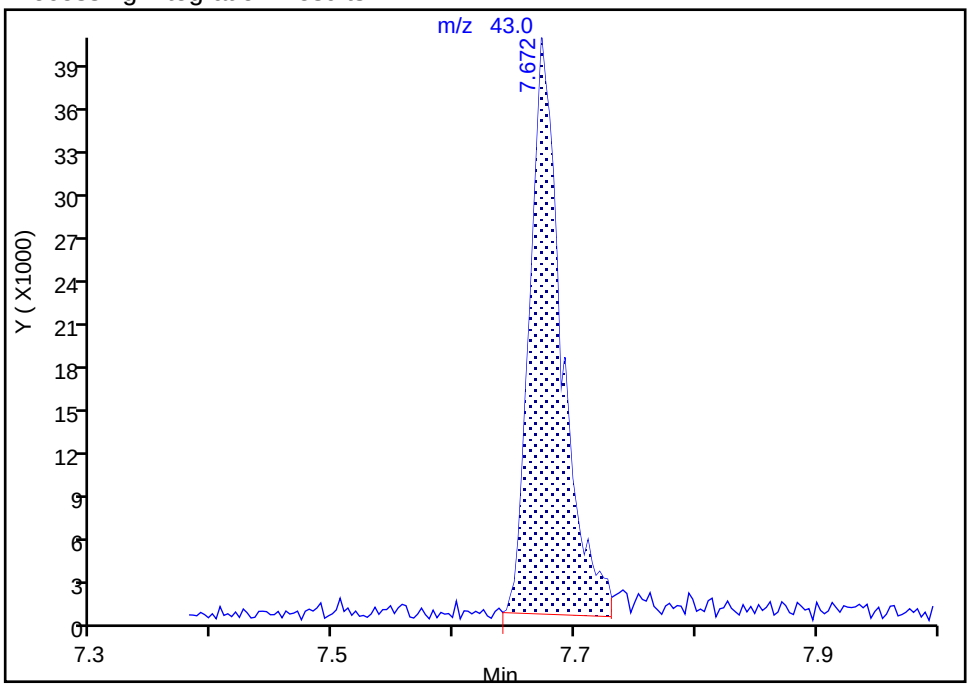

Manual Integration Results

RT: 7.67
Area: 76122
Amount: 3.825911
Amount Units: ug/l

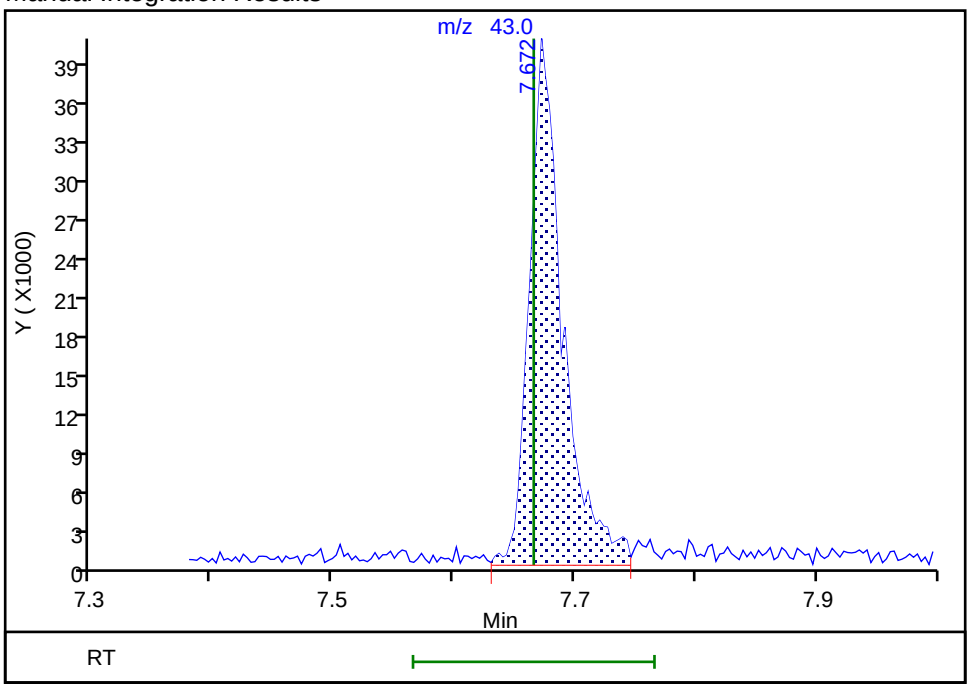

Reviewer: K4WN, 29-Oct-2022 00:23:43
Audit Action: Assigned New Baseline Audit Reason: Incomplete Integration

Manual Integration/User Assign Peak Report

Eurofins Lancaster Laboratories Environment Testing, LLC

Data File:	\\chromfs\Lancaster\ChromData\9137\20221027-69757.b\WC27X07.D				
Injection Date:	27-Oct-2022 14:47:30	Instrument ID:	9137		
Lims ID:	IC sm v4				
Client ID:					
Operator ID:	lcp00895	ALS Bottle#:	7	Worklist Smp#:	8
Purge Vol:	5.000 mL	Dil. Factor:	1.0000		
Method:	MSVoa_9137	Limit Group:	MSV - 8260C_D		
Column:	Rxi-624Sil MS Capillary Column (0.25 mm)	Detector	MS Quad		

115 2,3,4-Trichlorobutene, CAS: 2431-50-7

Signal: 1

Processing Integration Results

RT: 9.58
Area: 30123
Amount: 3.792611
Amount Units: ug/l

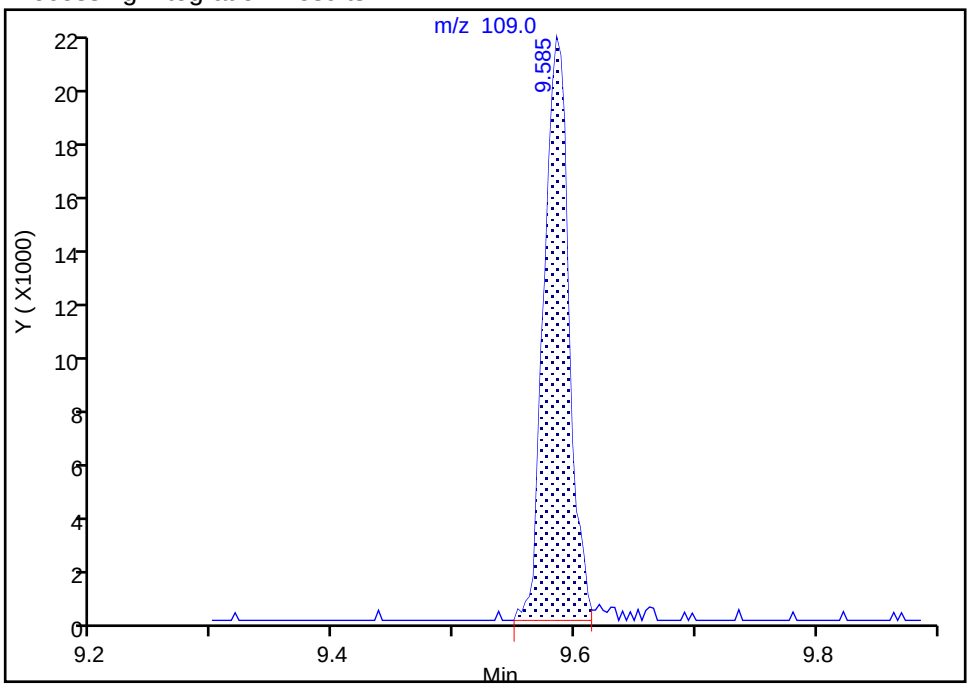

Manual Integration Results

RT: 9.58
Area: 30607
Amount: 3.843789
Amount Units: ug/l

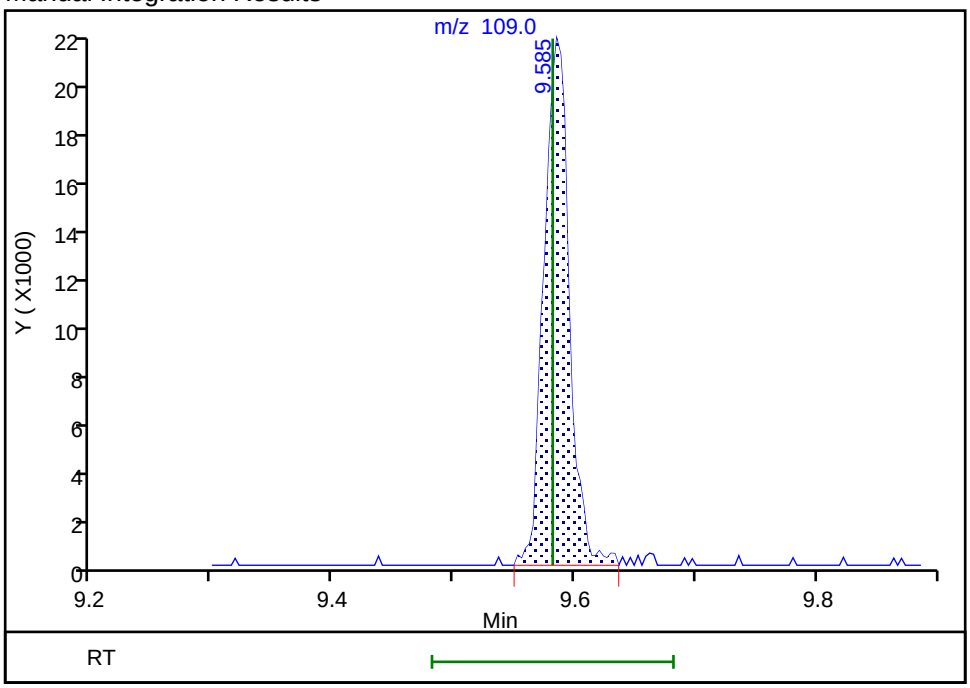

Reviewer: K4WN, 29-Oct-2022 00:23:52
Audit Action: Manually Integrated Audit Reason: Incomplete Integration

Calibration / Chlorotrifluoroethene

Curve Type:	Average
Weighting:	Conc_Sq
Origin:	Force
Dependency:	Response
Calib Mode:	ISTD
Response Base:	AREA
RF Rounding:	0

Curve Coefficients

Intercept:	0
Slope:	0.322

Error Coefficients

Standard Error:	1230000
Relative Standard Error:	5.2
Correlation Coefficient:	1.000
Coefficient of Determination (Adjusted):	0.996

ID	Level	Concentration	Rel. Resp.	IS Amount	IS Response	RRF	Used
1	IC 410-311123/8	4.0	1.349997	50.0	1344707.0	0.337499	Y
2	IC 410-311123/7	10.0	2.946948	50.0	1310237.0	0.294695	Y
3	IC 410-311123/6	20.0	6.379809	50.0	1326999.0	0.31899	Y
4	IC 410-311123/5	50.0	15.688695	50.0	1304315.0	0.313774	Y
5	IC 410-311123/4	100.0	32.815468	50.0	1297763.0	0.328155	Y
6	IC 410-311123/3	300.0	101.713534	50.0	1262537.0	0.339045	Y

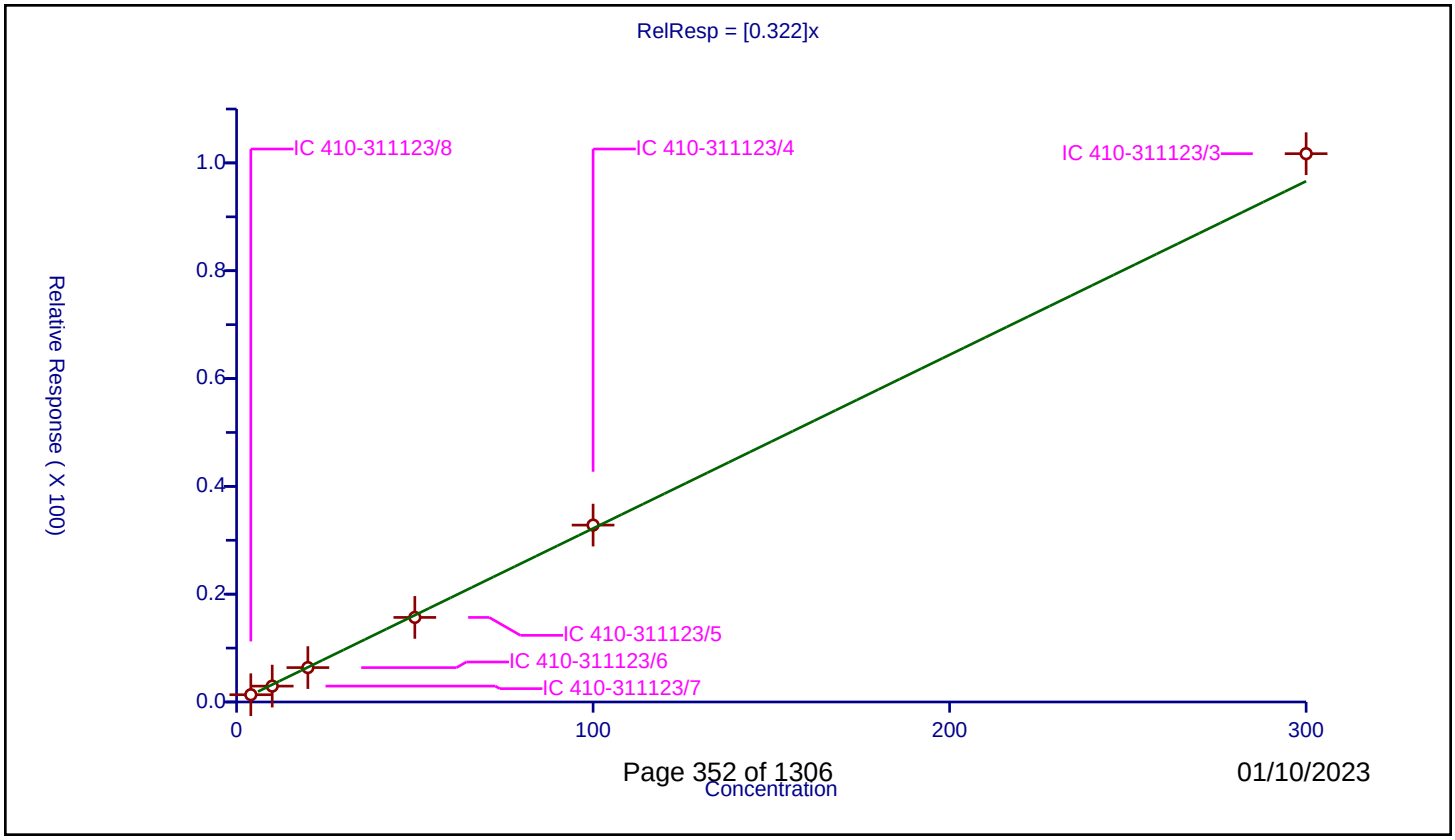

Calibration / Chlorodifluoromethane

Curve Type:	Average
Weighting:	Conc_Sq
Origin:	Force
Dependency:	Response
Calib Mode:	ISTD
Response Base:	AREA
RF Rounding:	0

Curve Coefficients

Intercept:	0
Slope:	5.628

Error Coefficients

Standard Error:	2450000
Relative Standard Error:	7.7
Correlation Coefficient:	1.000
Coefficient of Determination (Adjusted):	0.991

ID	Level	Concentration	Rel. Resp.	IS Amount	IS Response	RRF	Used
1	IC 410-311123/8	4.0	25.748271	250.0	757847.0	6.437068	Y
2	IC 410-311123/7	10.0	57.7686	250.0	777373.0	5.77686	Y
3	IC 410-311123/6	20.0	108.686575	250.0	779565.0	5.434329	Y
4	IC 410-311123/5	50.0	265.516318	250.0	799352.0	5.310326	Y
5	IC 410-311123/4	100.0	529.919982	250.0	802315.0	5.2992	Y
6	IC 410-311123/3	300.0	1652.840146	250.0	775418.0	5.509467	Y

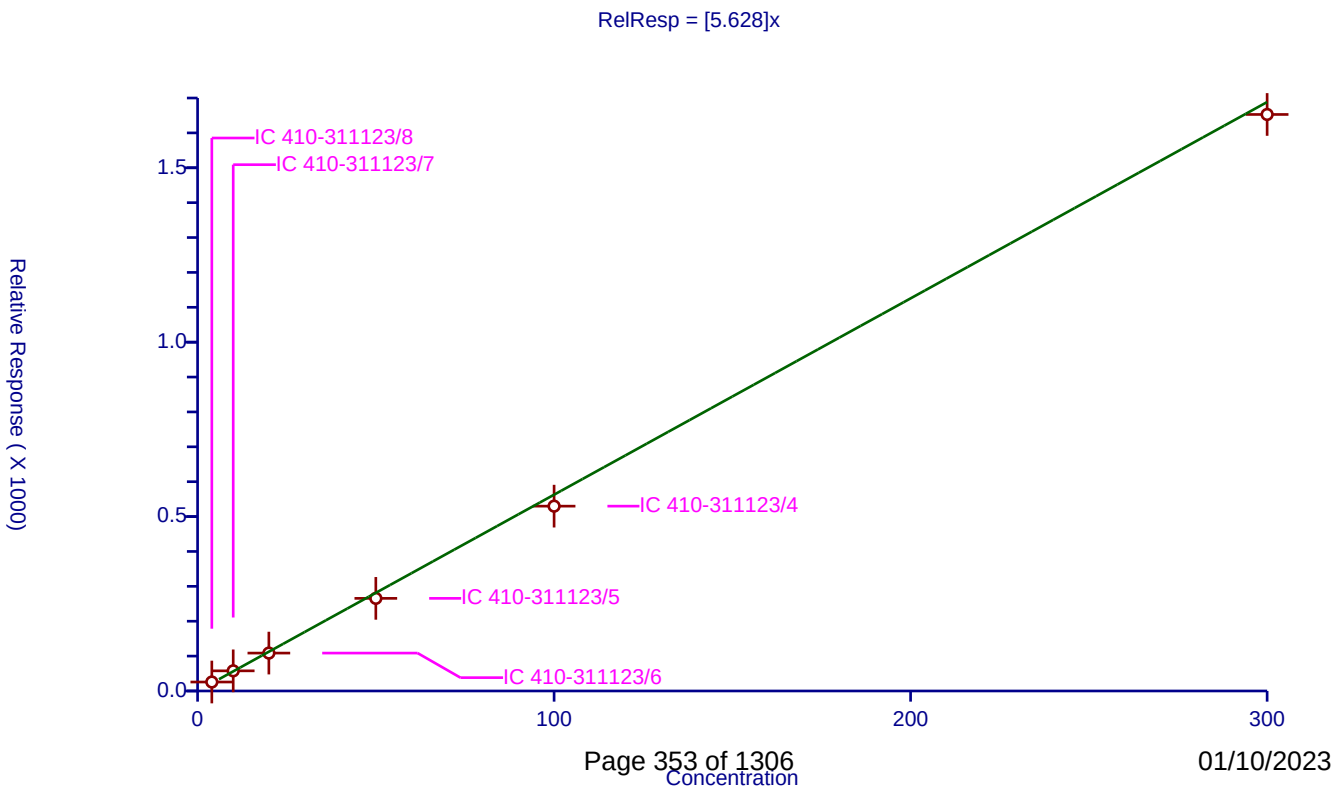

Calibration / 2-Chloro-1,1,1-Trifluoroethane

Curve Type:	Average
Weighting:	Conc_Sq
Origin:	Force
Dependency:	Response
Calib Mode:	ISTD
Response Base:	AREA
RF Rounding:	0

Curve Coefficients

Intercept:	0
Slope:	0.4552

Error Coefficients

Standard Error:	1700000
Relative Standard Error:	3.6
Correlation Coefficient:	1.000
Coefficient of Determination (Adjusted):	0.998

ID	Level	Concentration	Rel. Resp.	IS Amount	IS Response	RRF	Used
1	IC 410-311123/8	4.0	1.895394	50.0	1344707.0	0.473849	Y
2	IC 410-311123/7	10.0	4.321546	50.0	1310237.0	0.432155	Y
3	IC 410-311123/6	20.0	8.822313	50.0	1326999.0	0.441116	Y
4	IC 410-311123/5	50.0	22.688921	50.0	1304315.0	0.453778	Y
5	IC 410-311123/4	100.0	46.012562	50.0	1297763.0	0.460126	Y
6	IC 410-311123/3	300.0	140.998759	50.0	1262537.0	0.469996	Y

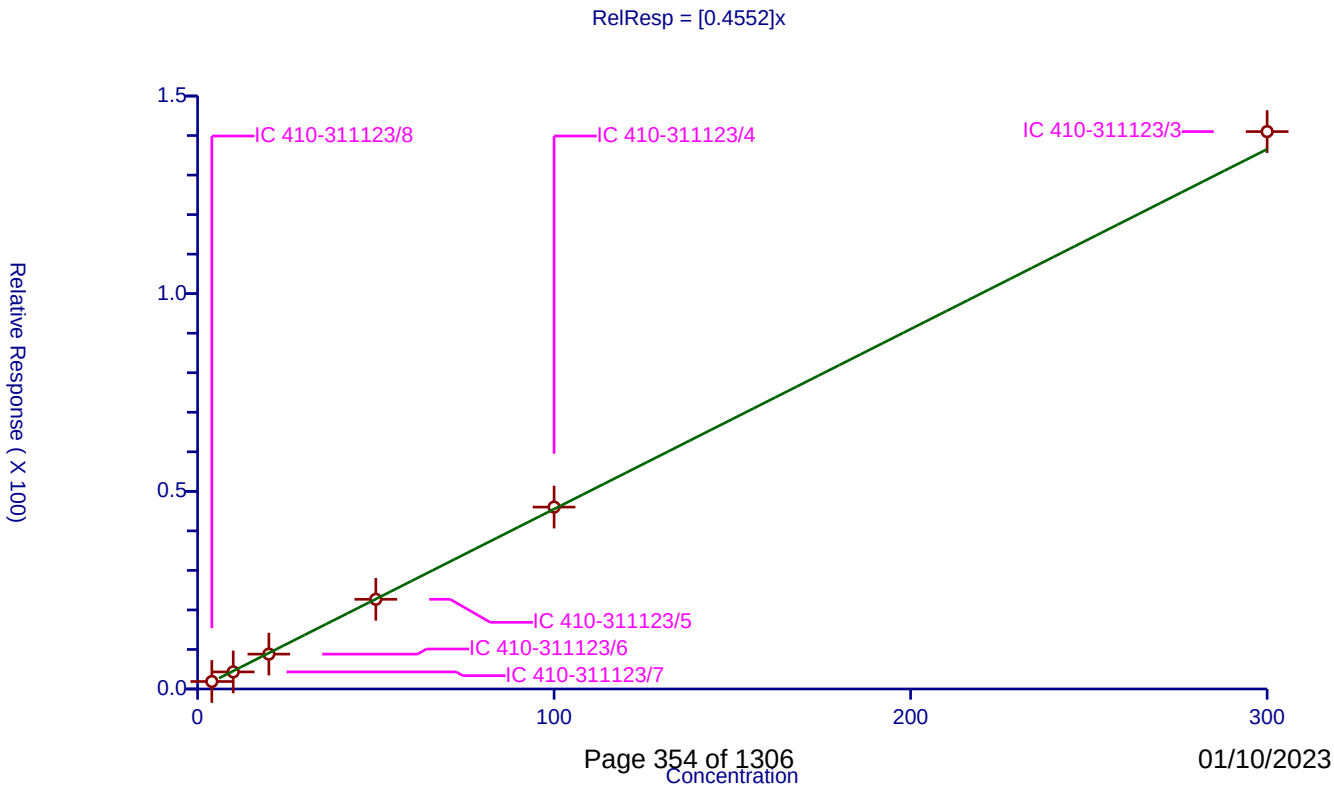

Calibration / Ethyl ether

Curve Type:	Average
Weighting:	Conc_Sq
Origin:	Force
Dependency:	Response
Calib Mode:	ISTD
Response Base:	AREA
RF Rounding:	0

Curve Coefficients

Intercept:	0
Slope:	0.2798

Error Coefficients

Standard Error:	1040000
Relative Standard Error:	1.7
Correlation Coefficient:	1.000
Coefficient of Determination (Adjusted):	1.000

ID	Level	Concentration	Rel. Resp.	IS Amount	IS Response	RRF	Used
1	IC 410-311123/8	4.001144	1.104627	50.0	1344707.0	0.276078	Y
2	IC 410-311123/7	10.00286	2.762439	50.0	1310237.0	0.276165	Y
3	IC 410-311123/6	20.00572	5.499627	50.0	1326999.0	0.274903	Y
4	IC 410-311123/5	50.0143	14.301032	50.0	1304315.0	0.285939	Y
5	IC 410-311123/4	100.0286	28.108252	50.0	1297763.0	0.281002	Y
6	IC 410-311123/3	300.0858	85.488148	50.0	1262537.0	0.284879	Y

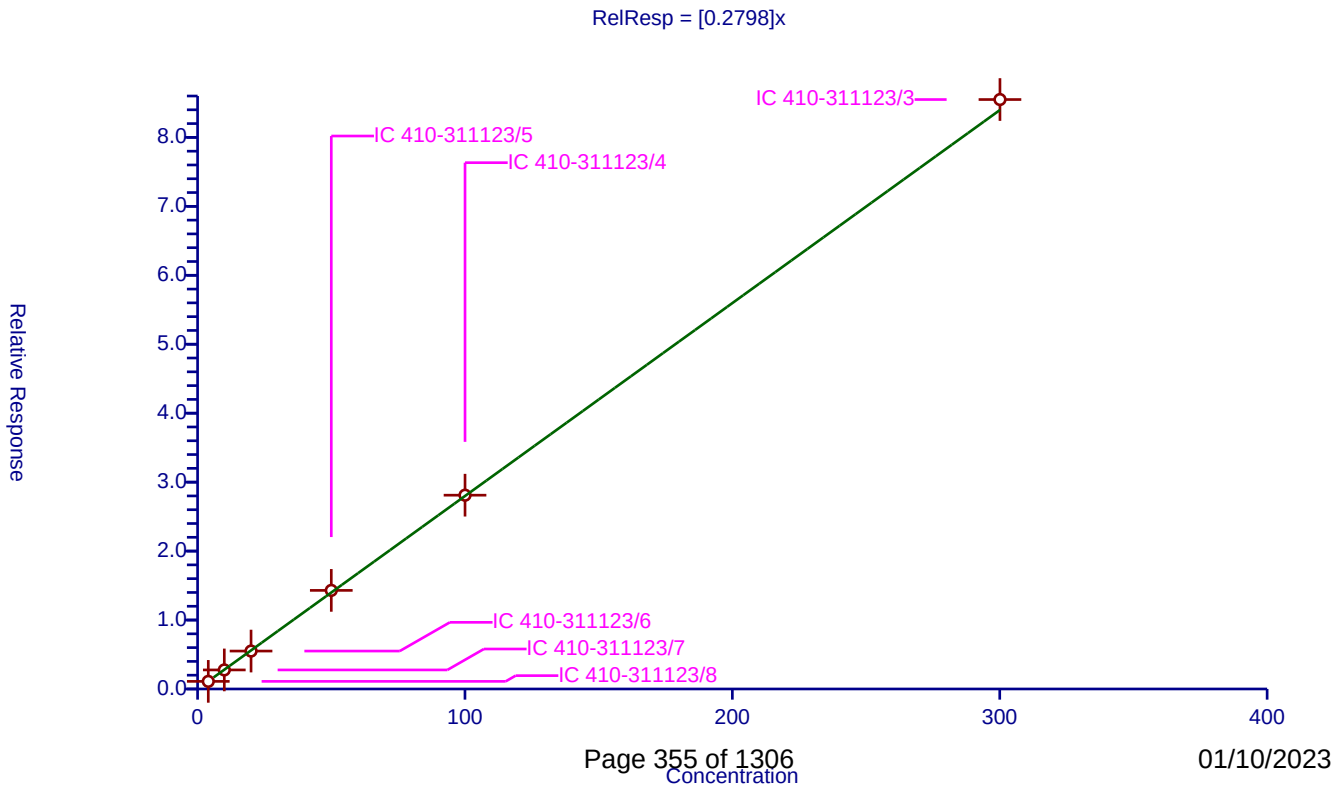

Calibration / Acetonitrile

Curve Type:	Average
Weighting:	Conc_Sq
Origin:	Force
Dependency:	Response
Calib Mode:	ISTD
Response Base:	AREA
RF Rounding:	0

Curve Coefficients

Intercept:	0
Slope:	1.096

Error Coefficients

Standard Error:	2170000
Relative Standard Error:	12.6
Correlation Coefficient:	1.000
Coefficient of Determination (Adjusted):	0.973

ID	Level	Concentration	Rel. Resp.	IS Amount	IS Response	RRF	Used
1	IC 410-311123/8	20.0	25.007356	250.0	757847.0	1.250368	Y
2	IC 410-311123/7	50.0	64.462941	250.0	777373.0	1.289259	Y
3	IC 410-311123/6	100.0	104.236337	250.0	779565.0	1.042363	Y
4	IC 410-311123/5	250.0	259.405744	250.0	799352.0	1.037623	Y
5	IC 410-311123/4	500.0	493.702598	250.0	802315.0	0.987405	Y
6	IC 410-311123/3	1500.0	1450.734636	250.0	775418.0	0.967156	Y

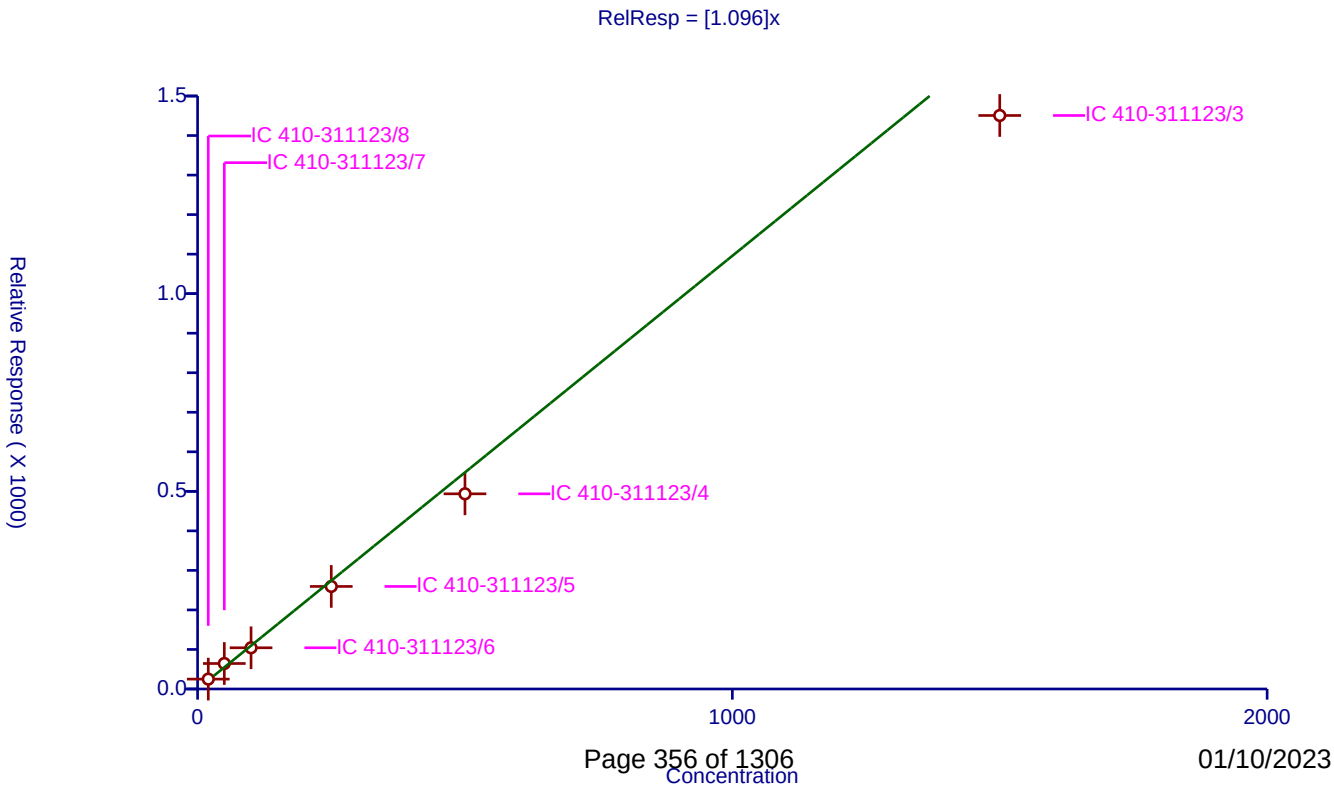

01/10/2023

Calibration / Vinyl acetate

Curve Type:	Average
Weighting:	Conc_Sq
Origin:	Force
Dependency:	Response
Calib Mode:	ISTD
Response Base:	AREA
RF Rounding:	0

Curve Coefficients

Intercept:	0
Slope:	0.786

Error Coefficients

Standard Error:	2940000
Relative Standard Error:	4.0
Correlation Coefficient:	1.000
Coefficient of Determination (Adjusted):	0.998

ID	Level	Concentration	Rel. Resp.	IS Amount	IS Response	RRF	Used
1	IC 410-311123/8	4.0	2.986301	50.0	1344707.0	0.746575	Y
2	IC 410-311123/7	10.0	8.025227	50.0	1310237.0	0.802523	Y
3	IC 410-311123/6	20.0	14.906379	50.0	1326999.0	0.745319	Y
4	IC 410-311123/5	50.0	40.312885	50.0	1304315.0	0.806258	Y
5	IC 410-311123/4	100.0	80.860142	50.0	1297763.0	0.808601	Y
6	IC 410-311123/3	300.0	242.102687	50.0	1262537.0	0.807009	Y

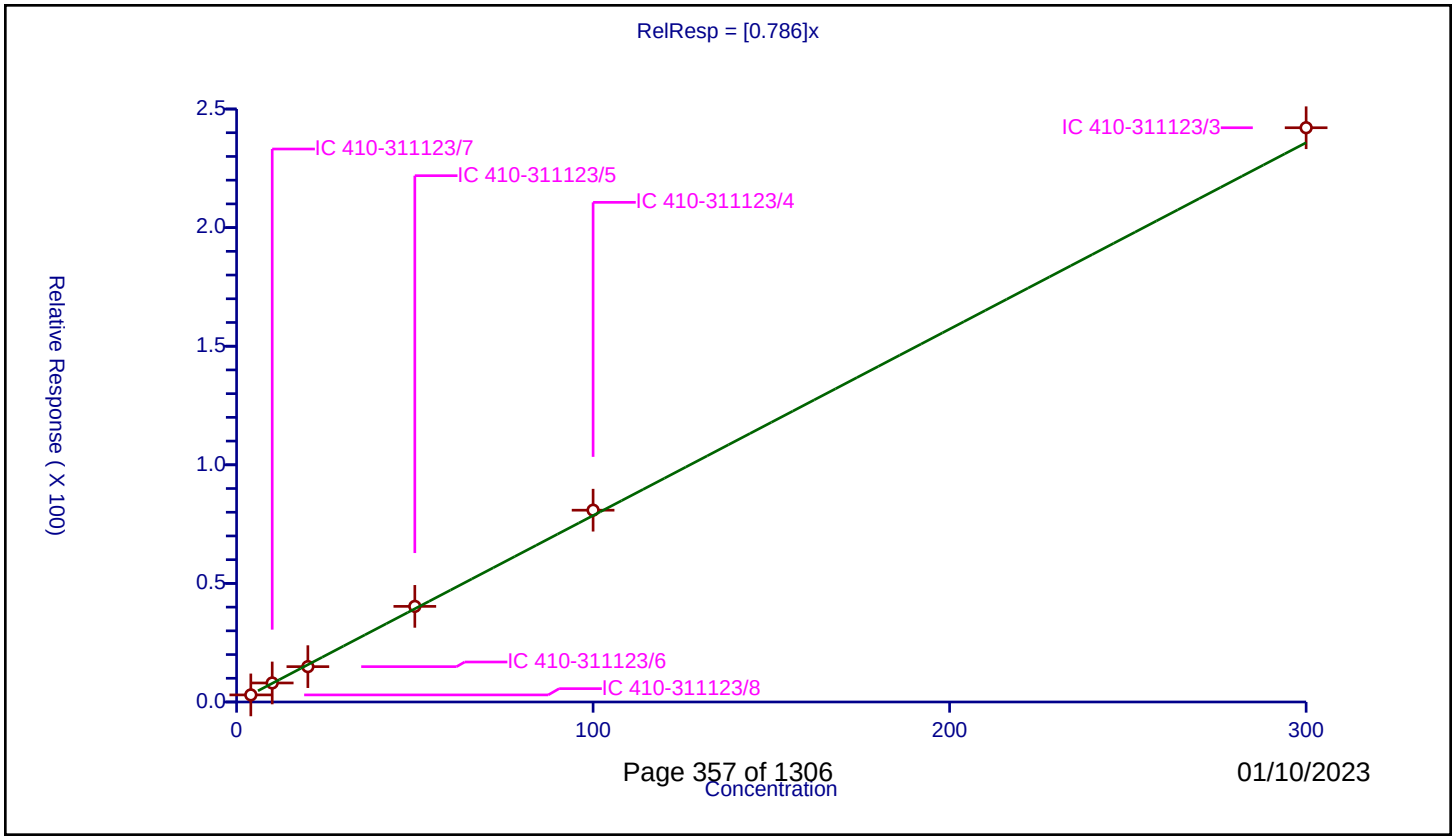

01/10/2023

Calibration / Ethyl acetate

Curve Type:	Average
Weighting:	Conc_Sq
Origin:	Force
Dependency:	Response
Calib Mode:	ISTD
Response Base:	AREA
RF Rounding:	0

Curve Coefficients

Intercept:	0
Slope:	0.5307

Error Coefficients

Standard Error:	2040000
Relative Standard Error:	4.9
Correlation Coefficient:	1.000
Coefficient of Determination (Adjusted):	0.997

ID	Level	Concentration	Rel. Resp.	IS Amount	IS Response	RRF	Used
1	IC 410-311123/8	4.0	2.029699	50.0	1344707.0	0.507425	Y
2	IC 410-311123/7	10.0	5.058779	50.0	1310237.0	0.505878	Y
3	IC 410-311123/6	20.0	10.190249	50.0	1326999.0	0.509512	Y
4	IC 410-311123/5	50.0	27.689554	50.0	1304315.0	0.553791	Y
5	IC 410-311123/4	100.0	54.564354	50.0	1297763.0	0.545644	Y
6	IC 410-311123/3	300.0	168.564367	50.0	1262537.0	0.561881	Y

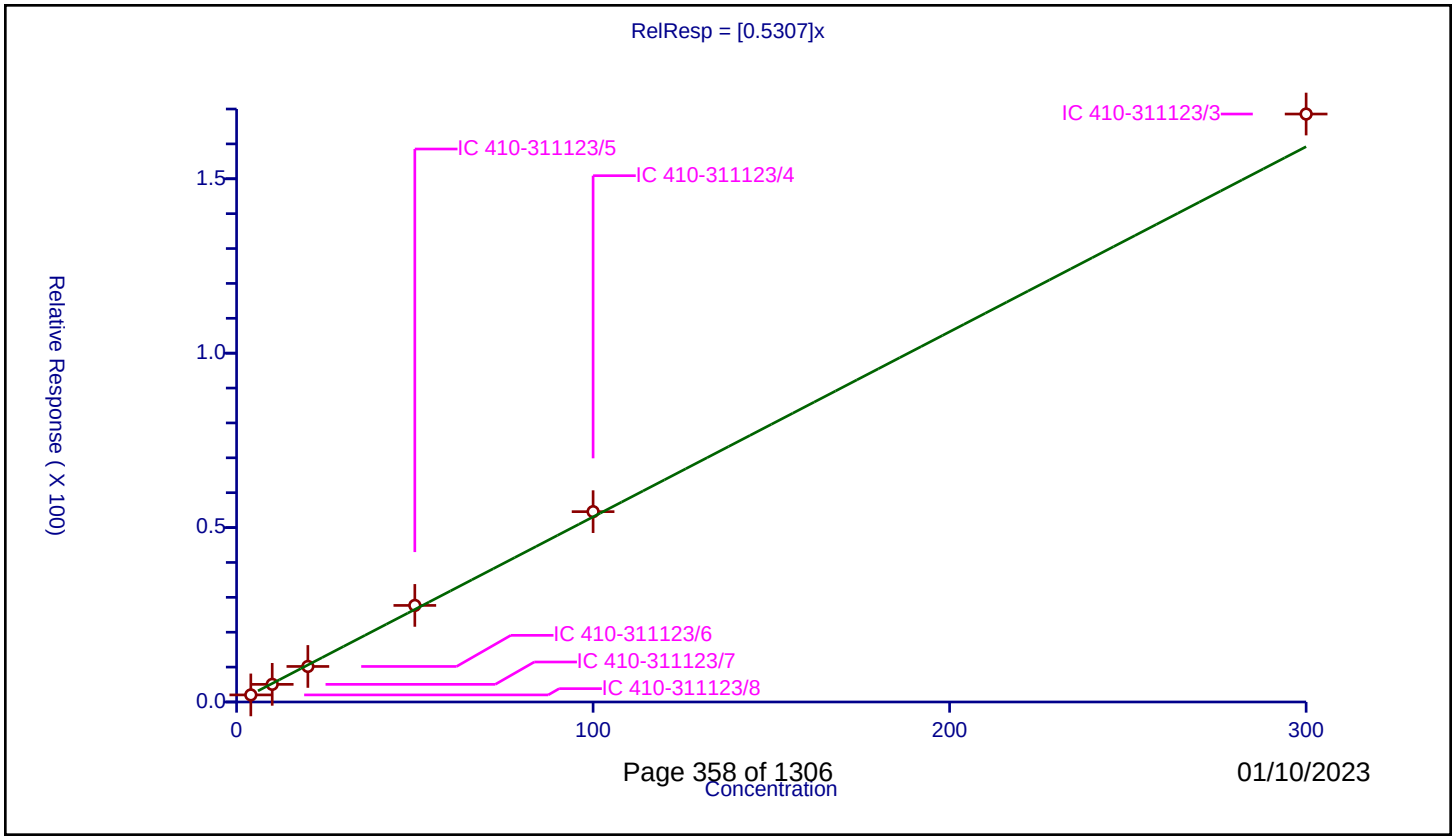

Calibration / Isopropyl acetate

Curve Type:	Average
Weighting:	Conc_Sq
Origin:	Force
Dependency:	Response
Calib Mode:	ISTD
Response Base:	AREA
RF Rounding:	0

Curve Coefficients

Intercept:	0
Slope:	0.9387

Error Coefficients

Standard Error:	3600000
Relative Standard Error:	5.9
Correlation Coefficient:	1.000
Coefficient of Determination (Adjusted):	0.995

ID	Level	Concentration	Rel. Resp.	IS Amount	IS Response	RRF	Used
1	IC 410-311123/8	4.0	3.450306	50.0	1344707.0	0.862576	Y
2	IC 410-311123/7	10.0	8.868625	50.0	1310237.0	0.886862	Y
3	IC 410-311123/6	20.0	18.507738	50.0	1326999.0	0.925387	Y
4	IC 410-311123/5	50.0	49.462515	50.0	1304315.0	0.98925	Y
5	IC 410-311123/4	100.0	97.552904	50.0	1297763.0	0.975529	Y
6	IC 410-311123/3	300.0	297.789213	50.0	1262537.0	0.992631	Y

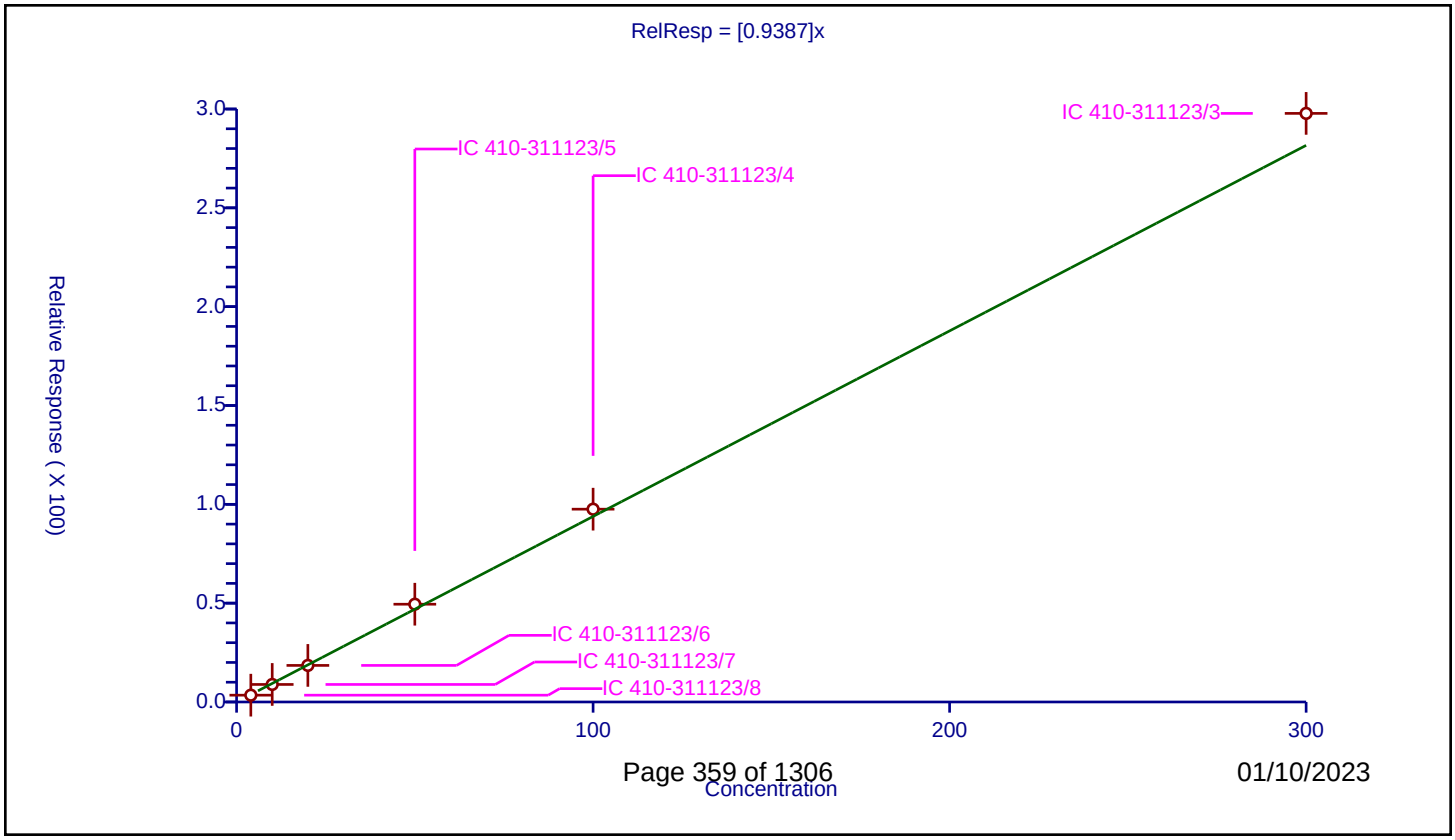

01/10/2023

Calibration / n-Propyl acetate

Curve Type:	Average
Weighting:	Conc_Sq
Origin:	Force
Dependency:	Response
Calib Mode:	ISTD
Response Base:	AREA
RF Rounding:	0

Curve Coefficients

Intercept:	0
Slope:	0.1995

Error Coefficients

Standard Error:	806000
Relative Standard Error:	10.2
Correlation Coefficient:	1.000
Coefficient of Determination (Adjusted):	0.987

ID	Level	Concentration	Rel. Resp.	IS Amount	IS Response	RRF	Used
1	IC 410-311123/8	4.0	0.699669	50.0	1344707.0	0.174917	Y
2	IC 410-311123/7	10.0	1.814405	50.0	1310237.0	0.18144	Y
3	IC 410-311123/6	20.0	3.776416	50.0	1326999.0	0.188821	Y
4	IC 410-311123/5	50.0	10.839368	50.0	1304315.0	0.216787	Y
5	IC 410-311123/4	100.0	21.170121	50.0	1297763.0	0.211701	Y
6	IC 410-311123/3	300.0	66.939424	50.0	1262537.0	0.223131	Y

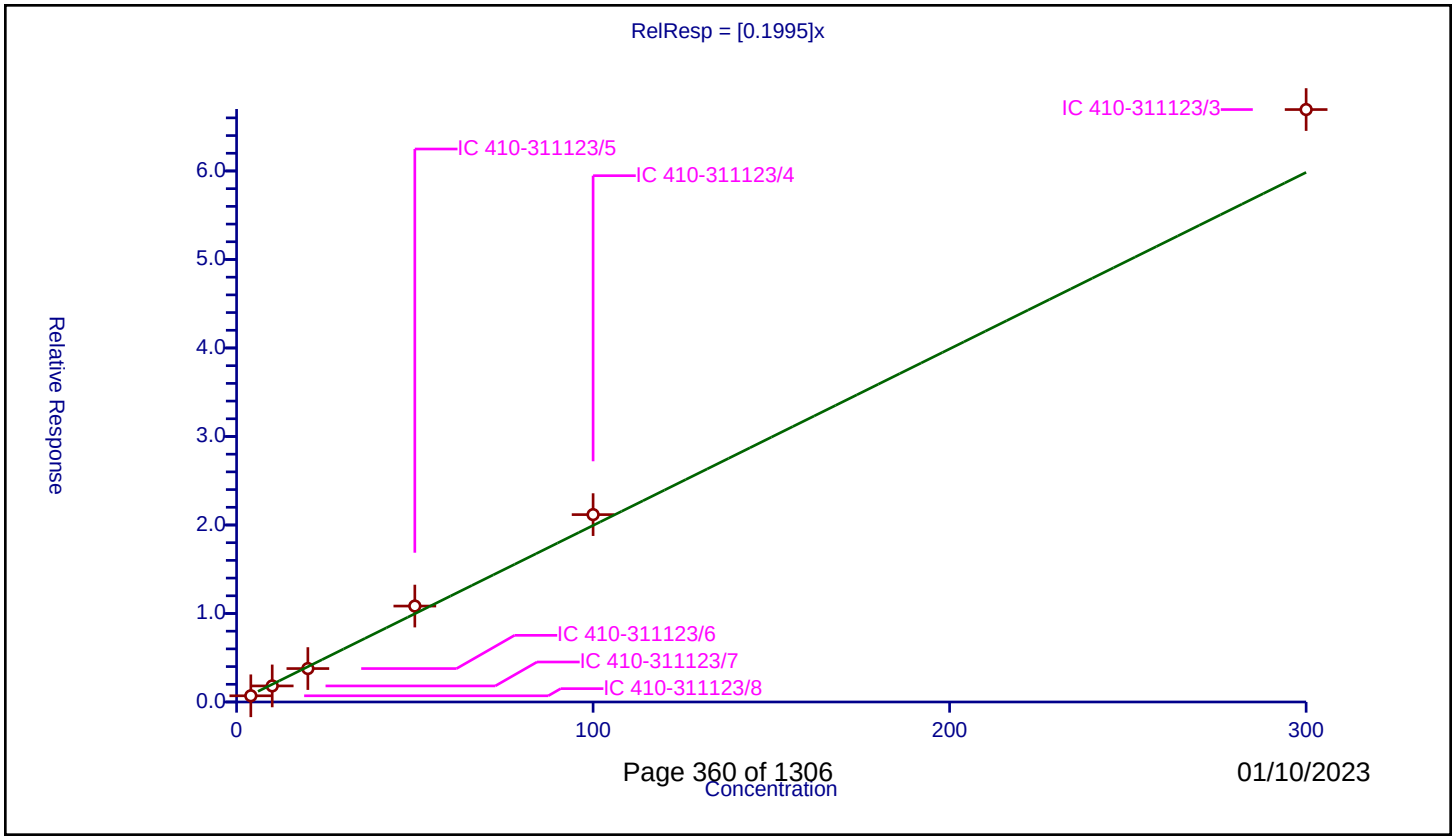

Calibration / 3,4-Dichloro-1-butene

Curve Type:	Average
Weighting:	Conc_Sq
Origin:	Force
Dependency:	Response
Calib Mode:	ISTD
Response Base:	AREA
RF Rounding:	0

Curve Coefficients

Intercept:	0
Slope:	0.4562

Error Coefficients

Standard Error:	1440000
Relative Standard Error:	5.2
Correlation Coefficient:	1.000
Coefficient of Determination (Adjusted):	0.996

ID	Level	Concentration	Rel. Resp.	IS Amount	IS Response	RRF	Used
1	IC 410-311123/8	3.997084	1.72166	50.0	1023634.0	0.430729	Y
2	IC 410-311123/7	9.99271	4.351658	50.0	1022208.0	0.435483	Y
3	IC 410-311123/6	19.98542	8.808971	50.0	1049101.0	0.44077	Y
4	IC 410-311123/5	49.96355	24.362956	50.0	1052360.0	0.487615	Y
5	IC 410-311123/4	99.9271	46.903997	50.0	1058623.0	0.469382	Y
6	IC 410-311123/3	299.7813	141.849169	50.0	1064873.0	0.473176	Y

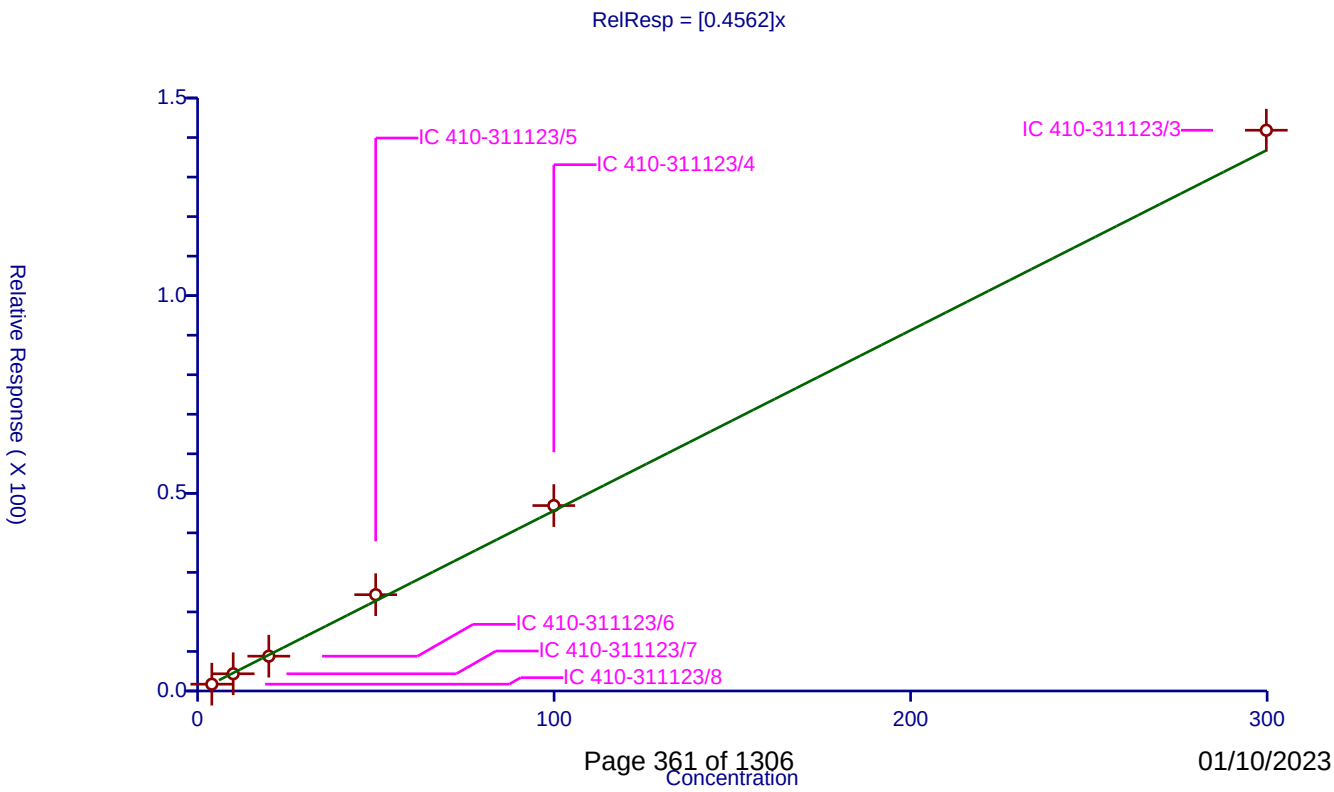

Calibration / n-Butyl acetate

Curve Type:	Average
Weighting:	Conc_Sq
Origin:	Force
Dependency:	Response
Calib Mode:	ISTD
Response Base:	AREA
RF Rounding:	0

Curve Coefficients

Intercept:	0
Slope:	0.9719

Error Coefficients

Standard Error:	3000000
Relative Standard Error:	3.6
Correlation Coefficient:	1.000
Coefficient of Determination (Adjusted):	0.998

ID	Level	Concentration	Rel. Resp.	IS Amount	IS Response	RRF	Used
1	IC 410-311123/8	4.0	3.718224	50.0	1023634.0	0.929556	Y
2	IC 410-311123/7	10.0	9.556128	50.0	1022208.0	0.955613	Y
3	IC 410-311123/6	20.0	18.902232	50.0	1049101.0	0.945112	Y
4	IC 410-311123/5	50.0	51.061329	50.0	1052360.0	1.021227	Y
5	IC 410-311123/4	100.0	100.162664	50.0	1058623.0	1.001627	Y
6	IC 410-311123/3	300.0	293.39555	50.0	1064873.0	0.977985	Y

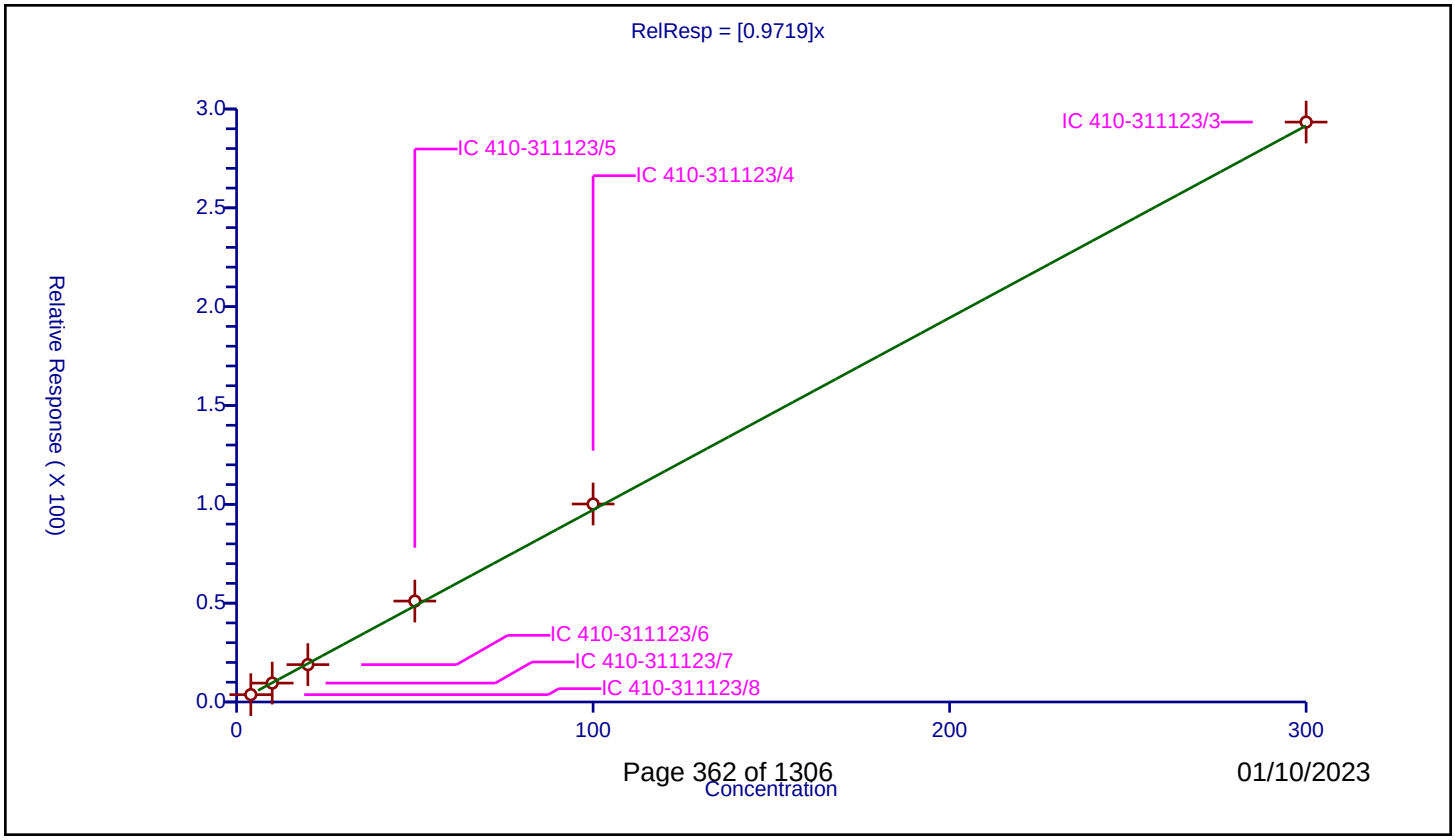

Calibration / cis-1,4-Dichloro-2-butene

Curve Type:	Average
Weighting:	Conc_Sq
Origin:	Force
Dependency:	Response
Calib Mode:	ISTD
Response Base:	AREA
RF Rounding:	0

Curve Coefficients

Intercept:	0
Slope:	0.1995

Error Coefficients

Standard Error:	660000
Relative Standard Error:	9.3
Correlation Coefficient:	1.000
Coefficient of Determination (Adjusted):	0.989

ID	Level	Concentration	Rel. Resp.	IS Amount	IS Response	RRF	Used
1	IC 410-311123/8	3.999074	0.720277	50.0	1023634.0	0.180111	Y
2	IC 410-311123/7	9.997686	1.776644	50.0	1022208.0	0.177706	Y
3	IC 410-311123/6	19.995372	3.854348	50.0	1049101.0	0.192762	Y
4	IC 410-311123/5	49.98843	10.992294	50.0	1052360.0	0.219897	Y
5	IC 410-311123/4	99.97686	20.960956	50.0	1058623.0	0.209658	Y
6	IC 410-311123/3	299.93058	65.045362	50.0	1064873.0	0.216868	Y

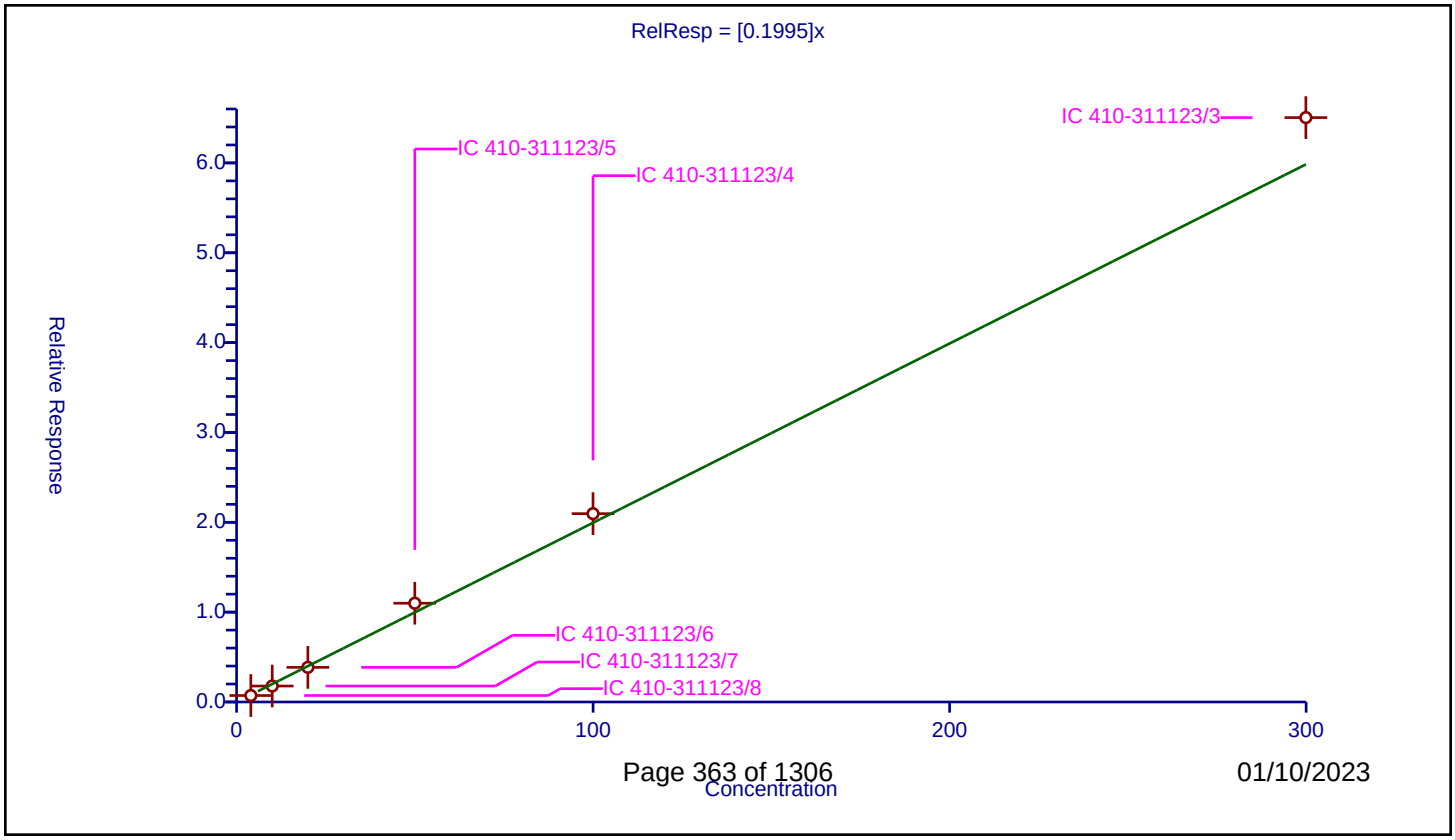

Calibration / 2,3,4-Trichlorobutene

Curve Type:	Average
Weighting:	Conc_Sq
Origin:	Force
Dependency:	Response
Calib Mode:	ISTD
Response Base:	AREA
RF Rounding:	0

Curve Coefficients

Intercept:	0
Slope:	0.681

Error Coefficients

Standard Error:	1230000
Relative Standard Error:	6.3
Correlation Coefficient:	1.000
Coefficient of Determination (Adjusted):	0.995

ID	Level	Concentration	Rel. Resp.	IS Amount	IS Response	RRF	Used
1	IC 410-311123/8	3.999981	2.6175	50.0	584661.0	0.654378	Y
2	IC 410-311123/7	9.999953	6.368236	50.0	576070.0	0.636827	Y
3	IC 410-311123/6	19.999906	12.77343	50.0	593067.0	0.638675	Y
4	IC 410-311123/5	49.999765	36.85199	50.0	599296.0	0.737043	Y
5	IC 410-311123/4	99.99953	70.660965	50.0	599638.0	0.706613	Y
6	IC 410-311123/3	299.99859	213.681937	50.0	600434.0	0.712276	Y

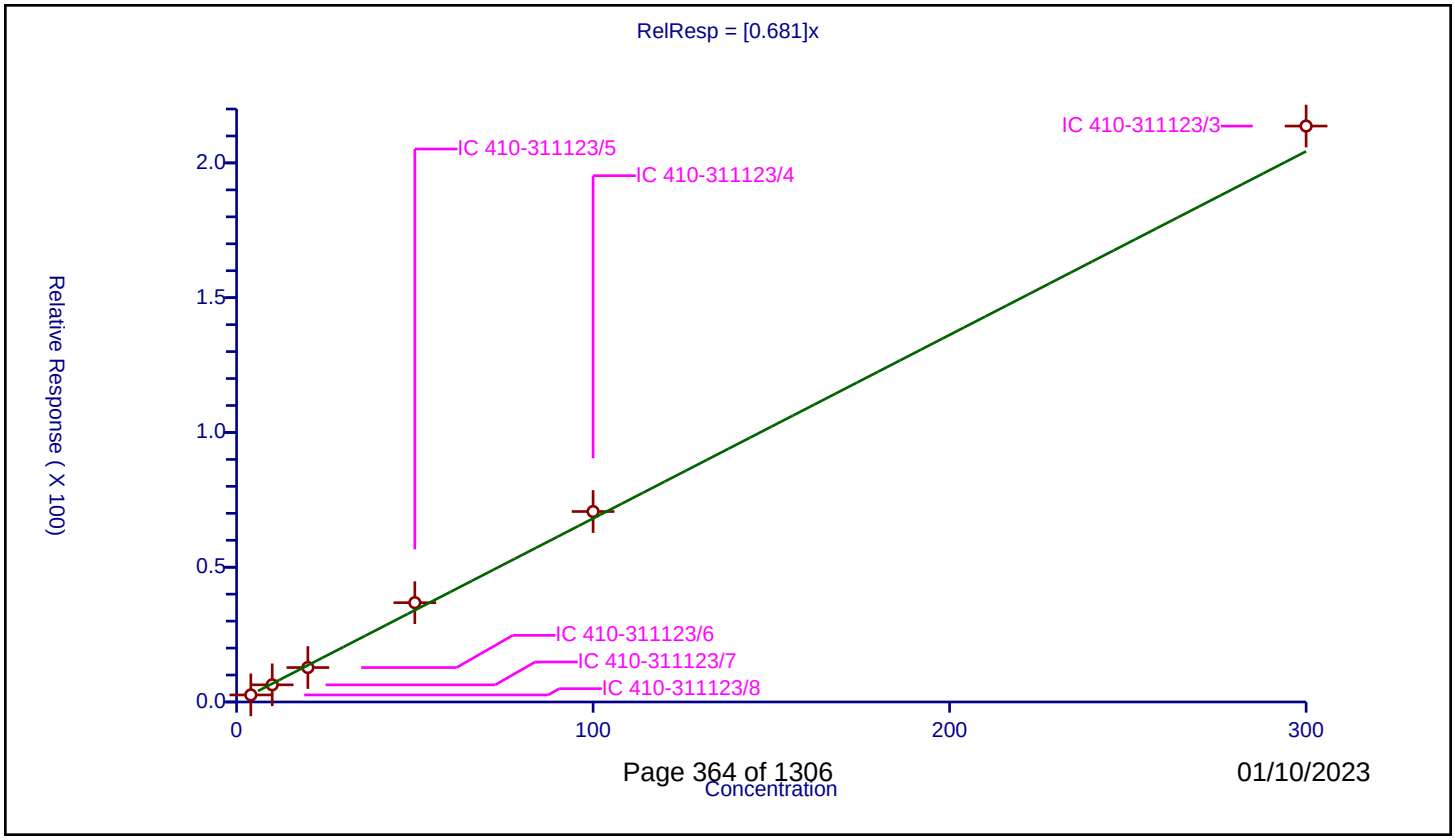

01/10/2023

Calibration / Pentachloroethane

Curve Type:	Average
Weighting:	Conc_Sq
Origin:	Force
Dependency:	Response
Calib Mode:	ISTD
Response Base:	AREA
RF Rounding:	0

Curve Coefficients

Intercept:	0
Slope:	0.415

Error Coefficients

Standard Error:	759000
Relative Standard Error:	6.7
Correlation Coefficient:	1.000
Coefficient of Determination (Adjusted):	0.994

ID	Level	Concentration	Rel. Resp.	IS Amount	IS Response	RRF	Used
1	IC 410-311123/8	4.0	1.561247	50.0	584661.0	0.390312	Y
2	IC 410-311123/7	10.0	3.817939	50.0	576070.0	0.381794	Y
3	IC 410-311123/6	20.0	7.970685	50.0	593067.0	0.398534	Y
4	IC 410-311123/5	50.0	21.780472	50.0	599296.0	0.435609	Y
5	IC 410-311123/4	100.0	44.296059	50.0	599638.0	0.442961	Y
6	IC 410-311123/3	300.0	132.152493	50.0	600434.0	0.440508	Y

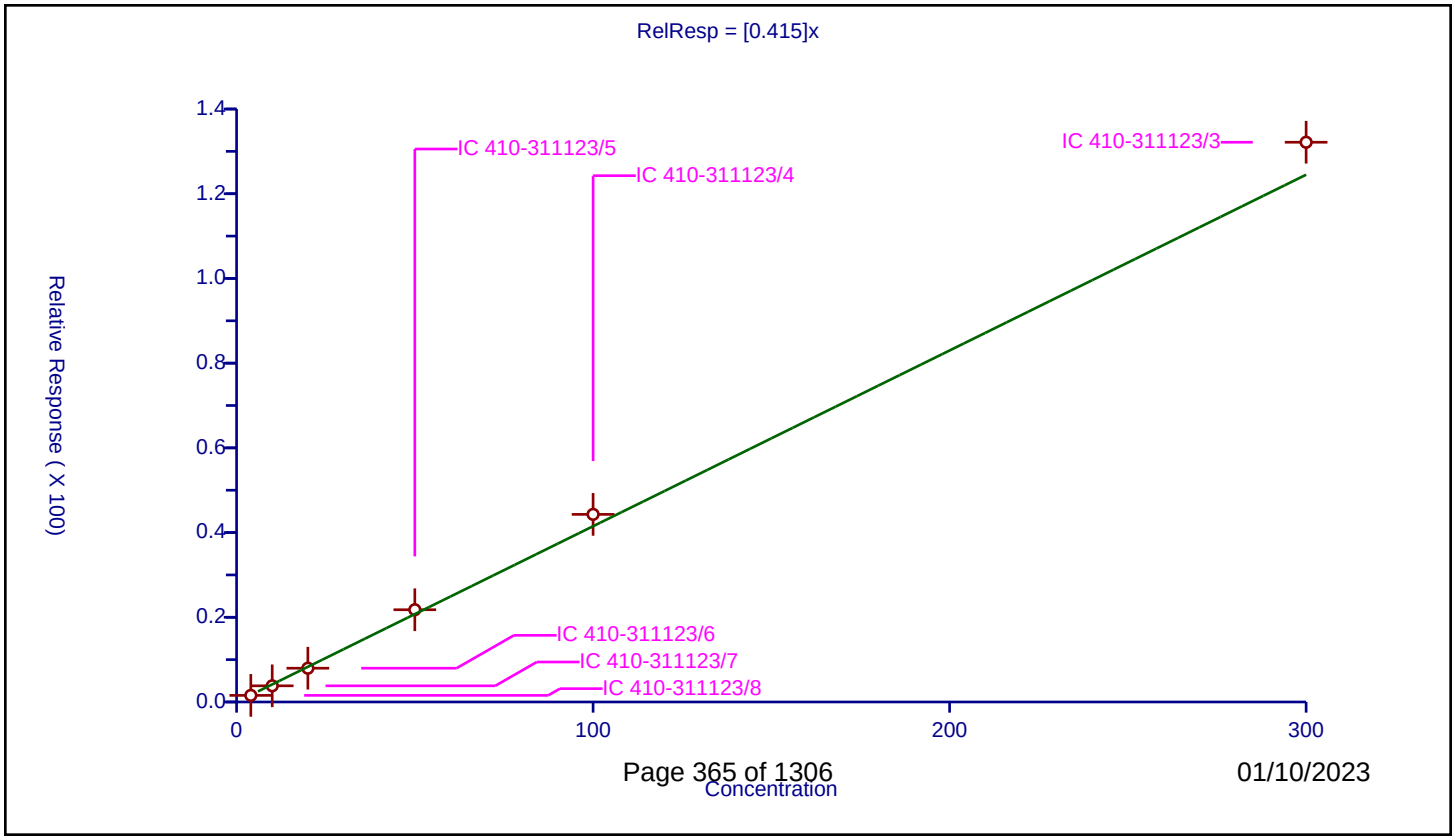

01/10/2023

FORM VI
GC/MS VOA BY INTERNAL STANDARD - INITIAL CALIBRATION DATA
CURVE EVALUATION

Lab Name: Eurofins Lancaster Laboratories Environment Testing, LLC Job No.: 410-110319-1 Analy Batch No.: 311123

SDG No.:

Instrument ID: 9137 GC Column: R-624SilMS 3 ID: 0.25(mm) Heated Purge: (Y/N) N

Calibration Start Date: 10/27/2022 15:47 Calibration End Date: 10/27/2022 17:46 Calibration ID: 43695

Calibration Files

LEVEL:	LAB SAMPLE ID:	LAB FILE ID:
Level 1	IC 410-311123/17	WC27X16.D
Level 2	IC 410-311123/16	WC27X15.D
Level 3	IC 410-311123/15	WC27X14.D
Level 4	IC 410-311123/14	WC27X13.D
Level 5	ICIS 410-311123/13	WC27X12.D
Level 6	IC 410-311123/12	WC27X11.D
Level 7	IC 410-311123/11	WC27X10.D

ANALYTE	RRF					CURVE TYPE	COEFFICIENT			#	MIN RRF	%RSD /RSE	#	MAX %RSD /RSE	R^2 OR COD	#	MIN R^2 OR COD
	LVL 1 LVL 6	LVL 2 LVL 7	LVL 3	LVL 4	LVL 5		B	M1	M2								
Dichlorodifluoromethane	0.7489 0.5963	0.7127 0.5691	0.6679	0.5814	0.5896	Ave		0.6380			0.1000	11.2		20.0			
Chloromethane	0.7014 0.6529	0.7039 0.6309	0.6661	0.6220	0.6684	Ave		0.6636			0.1000	4.8		20.0			
1,3-Butadiene	0.6694 0.5947	0.7441 0.5812	0.6459	0.5972	0.5953	Ave		0.6326				9.3		20.0			
Vinyl chloride	0.6156 0.6253	0.6785 0.6066	0.6381	0.6225	0.6293	Ave		0.6308			0.1000	3.7		20.0			
Bromomethane	0.4070 0.3511	0.3894 0.3342	0.3492	0.3531	0.3546	Ave		0.3626			0.1000	7.1		20.0			
Chloroethane	0.2972 0.3125	0.3466 0.3104	0.3186	0.3074	0.3089	Ave		0.3145			0.1000	4.9		20.0			
Dichlorofluoromethane	0.7819 0.7055	0.7489 0.6932	0.7361	0.7038	0.7112	Ave		0.7258			0.1000	4.3		20.0			
Trichlorofluoromethane	0.5514 0.6366	0.6865 0.6313	0.6429	0.6142	0.6305	Ave		0.6276			0.1000	6.4		20.0			
n-Pentane	0.6320 0.5386	0.5210 0.4852	0.4876	0.5437	0.5211	Ave		0.5327				9.2		20.0			
Freon 123a	0.5354 0.4019	0.4537 0.4036	0.4127	0.4022	0.3875	Ave		0.4281				12.1		20.0			
Ethanol	0.1154 0.0898	0.1011 0.0786	0.0882	0.0885	0.0966	Ave		0.0940				12.6		20.0			
Acrolein	+++++ 0.8800	1.3114 1.2021	1.1137	1.1987	1.2004	Ave		1.1510				12.8		20.0			
1,1-Dichloroethene	0.3053 0.2840	0.3058 0.2774	0.2721	0.2720	0.2825	Ave		0.2856			0.1000	5.0		20.0			

Note: The M1 coefficient is the same as Ave RRF for an Ave curve type. RSD is calculated for Ave curve types. RSE is used for all other types.

FORM VI
GC/MS VOA BY INTERNAL STANDARD - INITIAL CALIBRATION DATA
CURVE EVALUATION

Lab Name: Eurofins Lancaster Laboratories Environment Testing, LLC Job No.: 410-110319-1 Analy Batch No.: 311123

SDG No.:

Instrument ID: 9137 GC Column: R-624SilMS 3 ID: 0.25(mm) Heated Purge: (Y/N) N

Calibration Start Date: 10/27/2022 15:47 Calibration End Date: 10/27/2022 17:46 Calibration ID: 43695

ANALYTE	RRF					CURVE TYPE	COEFFICIENT			#	MIN RRF	%RSD /RSE	#	MAX %RSD /RSE	R^2 OR COD	#	MIN R^2 OR COD
	LVL 1 LVL 6	LVL 2 LVL 7	LVL 3	LVL 4	LVL 5		B	M1	M2								
Freon 113	0.2663 0.3290	0.3139 0.2903	0.2946	0.3144	0.3224	Ave		0.3044			0.1000	7.2		20.0			
Acetone	+++++ 0.4699	0.7731 0.6292	0.6521	0.7034	0.6287	Ave		0.6427			0.1000	15.7		20.0			
2-Propanol	0.7283 0.7274	0.6655 0.7032	0.6916	0.6813	0.6828	Ave		0.6972				3.4		20.0			
Methyl iodide	0.3910 0.4481	0.4494 0.4322	0.4291	0.4432	0.4452	Ave		0.4340				4.7		20.0			
Carbon disulfide	0.7938 0.8902	0.9065 0.8408	0.8332	0.8815	0.8895	Ave		0.8622			0.1000	4.7		20.0			
Allyl chloride	0.5552 0.5066	0.4976 0.4980	0.4947	0.4827	0.5187	Ave		0.5076				4.7		20.0			
Methyl acetate	0.4618 0.4270	0.3683 0.3663	0.4197	0.4421	0.4189	Ave		0.4149			0.1000	8.6		20.0			
Methylene Chloride	0.3441 0.3108	0.3447 0.3016	0.3091	0.3151	0.3109	Ave		0.3195			0.1000	5.5		20.0			
t-Butyl alcohol	1.1893 1.1417	1.1446 1.1148	1.1227	1.1533	1.1702	Ave		1.1481				2.3		20.0			
Acrylonitrile	0.2273 0.2207	0.2272 0.2121	0.2146	0.2217	0.2215	Ave		0.2207				2.6		20.0			
trans-1,2-Dichloroethene	0.2857 0.2913	0.2856 0.2823	0.2736	0.2859	0.2901	Ave		0.2849			0.1000	2.0		20.0			
Methyl tertiary butyl ether	0.9650 1.0077	1.0456 0.9313	0.9628	0.9840	0.9978	Ave		0.9849			0.1000	3.7		20.0			
n-Hexane	0.5339 0.4193	0.4011 0.3314	0.4006	0.4151	0.4121	Ave		0.4162				14.4		20.0			
1,1-Dichloroethane	0.4644 0.5449	0.5534 0.5255	0.5152	0.5414	0.5371	Ave		0.5260			0.2000	5.7		20.0			
Isopropyl ether	1.0141 1.0805	1.0551 1.0214	1.0560	1.0695	1.0727	Ave		1.0527				2.4		20.0			
2-Chloro-1,3-butadiene	0.4609 0.4936	0.5120 0.4766	0.4719	0.4959	0.4905	Ave		0.4859				3.5		20.0			
Ethyl t-butyl ether	0.9370 1.0260	1.0056 0.9959	0.9978	1.0072	1.0190	Ave		0.9984				2.9		20.0			

Note: The M1 coefficient is the same as Ave RRF for an Ave curve type. RSD is calculated for Ave curve types. RSE is used for all other types.

FORM VI
GC/MS VOA BY INTERNAL STANDARD - INITIAL CALIBRATION DATA
CURVE EVALUATION

Lab Name: Eurofins Lancaster Laboratories Environment Testing, LLC Job No.: 410-110319-1 Analy Batch No.: 311123

SDG No.:

Instrument ID: 9137 GC Column: R-624SilMS 3 ID: 0.25(mm) Heated Purge: (Y/N) N

Calibration Start Date: 10/27/2022 15:47 Calibration End Date: 10/27/2022 17:46 Calibration ID: 43695

ANALYTE	RRF					CURVE TYPE	COEFFICIENT			#	MIN RRF	%RSD /RSE	#	MAX %RSD /RSE	R^2 OR COD	#	MIN R^2 OR COD
	LVL 1 LVL 6	LVL 2 LVL 7	LVL 3	LVL 4	LVL 5		B	M1	M2								
cis-1,2-Dichloroethene	0.3309 0.3126	0.3029 0.2997	0.3008	0.3120	0.3117	Ave		0.3101			0.1000	3.5		20.0			
2,2-Dichloropropane	0.5253 0.5353	0.5577 0.5030	0.4992	0.5174	0.5176	Ave		0.5222				3.8		20.0			
2-Butanone	0.3937 0.2292	0.3576 0.2963	0.2865	0.3251	0.3203	Ave		0.3155			0.1000	16.7		20.0			
Propionitrile	1.1488 0.9664	0.9380 0.9639	0.9349	0.9246	0.9638	Ave		0.9772				7.9		20.0			
Methacrylonitrile	0.2007 0.2048	0.2005 0.1964	0.1970	0.2023	0.2036	Ave		0.2008				1.6		20.0			
Bromochloromethane	0.1532 0.1439	0.1425 0.1400	0.1444	0.1421	0.1429	Ave		0.1442				2.9		20.0			
Tetrahydrofuran	0.8432 0.7461	0.7435 0.7506	0.7345	0.7547	0.7323	Ave		0.7578				5.1		20.0			
Chloroform	0.5096 0.4878	0.5254 0.4668	0.4720	0.4894	0.4869	Ave		0.4911			0.2000	4.2		20.0			
1,1,1-Trichloroethane	0.4967 0.4974	0.4759 0.4735	0.4725	0.4926	0.4894	Ave		0.4854			0.1000	2.3		20.0			
Cyclohexane	0.6413 0.6775	0.6254 0.5846	0.6132	0.6586	0.6558	Ave		0.6366			0.1000	4.9		20.0			
1,1-Dichloropropene	0.3956 0.4355	0.4513 0.4066	0.3992	0.4242	0.4257	Ave		0.4197				4.8		20.0			
Carbon tetrachloride	0.3330 0.4054	0.3748 0.3791	0.3701	0.3842	0.3925	Ave		0.3770			0.1000	6.0		20.0			
Isobutyl alcohol	0.3473 0.3321	0.3340 0.3270	0.3220	0.3369	0.3279	Ave		0.3325				2.5		20.0			
Benzene	1.2055 1.2645	1.2035 1.1917	1.2001	1.2545	1.2542	Ave		1.2249			0.5000	2.6		20.0			
1,2-Dichloroethane	0.3726 0.3860	0.3686 0.3715	0.3837	0.3739	0.3842	Ave		0.3772			0.1000	1.9		20.0			
t-Amyl methyl ether	0.9020 0.9972	0.9479 0.9778	0.9392	0.9709	0.9828	Ave		0.9597				3.4		20.0			
n-Heptane	0.4576 0.3967	0.3753 0.2907	0.3587	0.4004	0.3930	Ave		0.3818				13.2		20.0			

Note: The M1 coefficient is the same as Ave RRF for an Ave curve type. RSD is calculated for Ave curve types. RSE is used for all other types.

FORM VI
GC/MS VOA BY INTERNAL STANDARD - INITIAL CALIBRATION DATA
CURVE EVALUATION

Lab Name: Eurofins Lancaster Laboratories Environment Testing, LLC Job No.: 410-110319-1 Analy Batch No.: 311123

SDG No.:

Instrument ID: 9137 GC Column: R-624SilMS 3 ID: 0.25(mm) Heated Purge: (Y/N) N

Calibration Start Date: 10/27/2022 15:47 Calibration End Date: 10/27/2022 17:46 Calibration ID: 43695

ANALYTE	RRF					CURVE TYPE	COEFFICIENT			#	MIN RRF	%RSD /RSE	#	MAX %RSD /RSE	R^2 OR COD	#	MIN R^2 OR COD
	LVL 1 LVL 6	LVL 2 LVL 7	LVL 3	LVL 4	LVL 5		B	M1	M2								
n-Butanol	0.2771 0.2909	0.2871 0.2848	0.2794	0.2959	0.2958	Ave		0.2873				2.6		20.0			
Trichloroethene	0.2793 0.3106	0.3048 0.2958	0.2901	0.2956	0.3052	Ave		0.2973			0.2000	3.6		20.0			
Methylcyclohexane	0.4564 0.5496	0.5240 0.4448	0.5059	0.5337	0.5299	Ave		0.5063			0.1000	8.0		20.0			
1,2-Dichloropropane	0.3142 0.3357	0.3223 0.3224	0.3097	0.3267	0.3298	Ave		0.3230			0.1000	2.8		20.0			
t-Amyl ethyl ether	0.4086 0.4609	0.4317 0.4577	0.4245	0.4382	0.4445	Ave		0.4380				4.2		20.0			
Dibromomethane	0.2108 0.1909	0.1835 0.1854	0.1834	0.1839	0.1925	Ave		0.1901				5.2		20.0			
Methyl methacrylate	0.3241 0.3176	0.3142 0.3033	0.3013	0.3070	0.3183	Ave		0.3123				2.7		20.0			
1,4-Dioxane	0.0559 0.0688	0.0695 0.0655	0.0690	0.0721	0.0722	Ave		0.0676			0.0050	8.3		20.0			
Bromodichloromethane	0.3559 0.3671	0.3600 0.3601	0.3331	0.3553	0.3591	Ave		0.3558			0.2000	3.0		20.0			
2-Nitropropane	1.5820 1.4093	1.3749 1.4197	1.2608	1.3339	1.3674	Ave		1.3926				7.1		20.0			
2-Chloroethyl vinyl ether	0.2284 0.2509	0.2129 0.2429	0.2267	0.2392	0.2549	Ave		0.2366				6.3		20.0			
cis-1,3-Dichloropropene	0.4210 0.5022	0.4542 0.4837	0.4481	0.4695	0.4897	Ave		0.4669			0.2000	6.0		20.0			
4-Methyl-2-pentanone	0.6361 0.4792	0.6314 0.5977	0.5900	0.6605	0.6576	Ave		0.6075			0.1000	10.3		20.0			
Toluene	0.8502 0.9937	0.9919 0.9293	0.9760	1.0011	0.9855	Ave		0.9611			0.4000	5.7		20.0			
trans-1,3-Dichloropropene	0.5686 0.5794	0.5455 0.5464	0.5368	0.5716	0.5730	Ave		0.5602			0.1000	3.0		20.0			
Ethyl methacrylate	0.5784 0.6740	0.6497 0.6295	0.6294	0.6606	0.6873	Ave		0.6441				5.6		20.0			
1,1,2-Trichloroethane	0.4052 0.3421	0.3840 0.3307	0.3409	0.3472	0.3468	Ave		0.3567			0.1000	7.6		20.0			

Note: The M1 coefficient is the same as Ave RRF for an Ave curve type. RSD is calculated for Ave curve types. RSE is used for all other types.

FORM VI
GC/MS VOA BY INTERNAL STANDARD - INITIAL CALIBRATION DATA
CURVE EVALUATION

Lab Name: Eurofins Lancaster Laboratories Environment Testing, LLC Job No.: 410-110319-1 Analy Batch No.: 311123

SDG No.:

Instrument ID: 9137 GC Column: R-624SilMS 3 ID: 0.25(mm) Heated Purge: (Y/N) N

Calibration Start Date: 10/27/2022 15:47 Calibration End Date: 10/27/2022 17:46 Calibration ID: 43695

ANALYTE	RRF					CURVE TYPE	COEFFICIENT			#	MIN RRF	%RSD /RSE	#	MAX %RSD /RSE	R^2 OR COD	#	MIN R^2 OR COD
	LVL 1 LVL 6	LVL 2 LVL 7	LVL 3	LVL 4	LVL 5		B	M1	M2								
Tetrachloroethene	0.3232 0.3868	0.3816 0.3488	0.3673	0.3831	0.3830	Ave		0.3677			0.2000	6.4		20.0			
1,3-Dichloropropane	0.6048 0.6075	0.5961 0.5755	0.5849	0.6011	0.6095	Ave		0.5970				2.1		20.0			
2-Hexanone	0.4976 0.4289	0.6055 0.5186	0.5523	0.6119	0.5928	Ave		0.5439			0.1000	12.3		20.0			
Dibromochloromethane	0.3258 0.3567	0.3285 0.3492	0.3277	0.3325	0.3463	Ave		0.3381				3.7		20.0			
1,2-Dibromoethane	0.3315 0.3729	0.3493 0.3517	0.3533	0.3590	0.3720	Ave		0.3557			0.1000	4.0		20.0			
1-Chlorohexane	0.5956 0.5168	0.5530 0.4327	0.4977	0.5217	0.5091	Ave		0.5181				9.7		20.0			
Chlorobenzene	1.0086 0.9949	0.9601 0.9346	0.9652	0.9879	0.9889	Ave		0.9772			0.5000	2.6		20.0			
1,1,1,2-Tetrachloroethane	0.3657 0.3838	0.3552 0.3622	0.3616	0.3646	0.3780	Ave		0.3673				2.7		20.0			
Ethylbenzene	1.7012 1.8750	1.8644 1.6283	1.8213	1.9042	1.8928	Ave		1.8125			0.1000	5.9		20.0			
m&p-Xylene	0.6133 0.7082	0.7009 0.6274	0.6912	0.7167	0.7096	Ave		0.6810			0.1000	6.2		20.0			
o-Xylene	0.6688 0.7428	0.7282 0.6745	0.7251	0.7528	0.7306	Ave		0.7175			0.3000	4.6		20.0			
Styrene	0.9818 1.1812	1.1127 1.0783	1.1249	1.1596	1.1795	Ave		1.1168			0.3000	6.3		20.0			
Bromoform	0.2074 0.2748	0.2448 0.2707	0.2404	0.2599	0.2721	Ave		0.2529			0.1000	9.6		20.0			
Isopropylbenzene	1.5799 1.8780	1.8671 1.5423	1.8837	1.9349	1.9017	Ave		1.7982			0.1000	9.1		20.0			
Cyclohexanone	0.2711 0.3005	0.3027 0.2776	0.2988	0.3277	0.3345	Ave		0.3019				7.7		20.0			
Bromobenzene	0.6815 0.7534	0.7167 0.7128	0.7335	0.7379	0.7502	Ave		0.7266				3.5		20.0			
1,1,2,2-Tetrachloroethane	1.2146 1.2142	1.2316 1.1483	1.2115	1.2424	1.2466	Ave		1.2156			0.3000	2.7		20.0			

Note: The M1 coefficient is the same as Ave RRF for an Ave curve type. RSD is calculated for Ave curve types. RSE is used for all other types.

FORM VI
GC/MS VOA BY INTERNAL STANDARD - INITIAL CALIBRATION DATA
CURVE EVALUATION

Lab Name: Eurofins Lancaster Laboratories Environment Testing, LLC Job No.: 410-110319-1 Analy Batch No.: 311123

SDG No.:

Instrument ID: 9137 GC Column: R-624SilMS 3 ID: 0.25(mm) Heated Purge: (Y/N) N

Calibration Start Date: 10/27/2022 15:47 Calibration End Date: 10/27/2022 17:46 Calibration ID: 43695

ANALYTE	RRF					CURVE TYPE	COEFFICIENT			#	MIN RRF	%RSD /RSE	#	MAX %RSD /RSE	R^2 OR COD	#	MIN R^2 OR COD
	LVL 1 LVL 6	LVL 2 LVL 7	LVL 3	LVL 4	LVL 5		B	M1	M2								
1,2,3-Trichloropropane	0.4016 0.3364	0.3492 0.3213	0.3327	0.3510	0.3494	Ave		0.3488				7.4		20.0			
trans-1,4-Dichloro-2-butene	0.3540 0.3783	0.3917 0.3522	0.3627	0.3894	0.3821	Ave		0.3729				4.4		20.0			
N-Propylbenzene	3.3981 3.8375	3.9190 3.0053	3.7161	3.9343	3.9331	Ave		3.6776				9.6		20.0			
2-Chlorotoluene	0.6972 0.7765	0.7619 0.7063	0.7467	0.7725	0.7674	Ave		0.7469				4.3		20.0			
1,3,5-Trimethylbenzene	2.4316 2.8232	2.7873 2.3626	2.7057	2.8722	2.8579	Ave		2.6915				7.8		20.0			
4-Chlorotoluene	0.7565 0.7395	0.7331 0.6958	0.7170	0.7401	0.7453	Ave		0.7325				2.7		20.0			
tert-Butylbenzene	0.4459 0.5361	0.4913 0.4578	0.4815	0.5122	0.5380	Ave		0.4947				7.3		20.0			
1,2,4-Trimethylbenzene	2.5941 2.8637	2.8106 2.4102	2.7879	2.9370	2.9170	Ave		2.7601				6.9		20.0			
sec-Butylbenzene	2.8355 3.2713	3.2020 2.5155	3.1617	3.3513	3.3221	Ave		3.0942				9.9		20.0			
1,3-Dichlorobenzene	1.3487 1.3779	1.4090 1.2504	1.3517	1.4122	1.3961	Ave		1.3637			0.6000	4.1		20.0			
p-Isopropyltoluene	2.3682 2.7891	2.7233 2.1887	2.6716	2.8432	2.8297	Ave		2.6305				9.6		20.0			
1,4-Dichlorobenzene	1.4716 1.4170	1.4661 1.2785	1.4254	1.4666	1.4420	Ave		1.4239			0.5000	4.7		20.0			
1,2,3-Trimethylbenzene	2.5691 2.9926	2.8815 2.5439	2.9094	3.0356	3.0412	Ave		2.8533				7.4		20.0			
Benzyl chloride	2.2403 2.4549	2.4033 2.1908	2.3641	2.4780	2.5125	Ave		2.3777				5.1		20.0			
1,3-Diethylbenzene	1.5181 1.6816	1.5354 1.3474	1.6091	1.7055	1.6954	Ave		1.5847				8.1		20.0			
1,4-Diethylbenzene	1.3888 1.6842	1.7015 1.3429	1.6502	1.7453	1.7037	Ave		1.6024				10.3		20.0			
n-Butylbenzene	1.1440 1.3817	1.4082 1.0902	1.3386	1.4128	1.4151	Ave		1.3130				10.5		20.0			

Note: The M1 coefficient is the same as Ave RRF for an Ave curve type. RSD is calculated for Ave curve types. RSE is used for all other types.

FORM VI
GC/MS VOA BY INTERNAL STANDARD - INITIAL CALIBRATION DATA
CURVE EVALUATION

Lab Name: Eurofins Lancaster Laboratories Environment Testing, LLC Job No.: 410-110319-1 Analy Batch No.: 311123

SDG No.:

Instrument ID: 9137 GC Column: R-624SilMS 3 ID: 0.25(mm) Heated Purge: (Y/N) N

Calibration Start Date: 10/27/2022 15:47 Calibration End Date: 10/27/2022 17:46 Calibration ID: 43695

ANALYTE	RRF					CURVE TYPE	COEFFICIENT			#	MIN RRF	%RSD /RSE	#	MAX %RSD /RSE	R^2 OR COD	#	MIN R^2 OR COD
	LVL 1 LVL 6	LVL 2 LVL 7	LVL 3	LVL 4	LVL 5		B	M1	M2								
1,2-Dichlorobenzene	1.2693 1.4425	1.4571 1.3128	1.4070	1.4523	1.4655	Ave		1.4009			0.4000	5.6		20.0			
1,2-Diethylbenzene	1.1769 1.4132	1.4145 1.1661	1.3226	1.3999	1.4068	Ave		1.3286				8.4		20.0			
1,2-Dibromo-3-Chloropropane	0.3335 0.3407	0.3617 0.3183	0.3417	0.3468	0.3445	Ave		0.3410			0.0500	3.9		20.0			
1,3,5-Trichlorobenzene	0.8842 0.9680	0.9826 0.8006	0.9635	1.0273	0.9836	Ave		0.9443				8.1		20.0			
1,2,4-Trichlorobenzene	0.8458 0.9679	0.9814 0.8174	0.9703	1.0008	0.9911	Ave		0.9393			0.2000	8.0		20.0			
Hexachlorobutadiene	0.2530 0.3500	0.3537 0.2710	0.3365	0.3556	0.3648	Ave		0.3264				13.8		20.0			
Naphthalene	4.1717 4.0925	4.4037 3.2925	4.2728	4.3818	4.3093	Ave		4.1320				9.3		20.0			
1,2,3-Trichlorobenzene	0.9083 1.0065	1.0068 0.8522	0.9983	1.0523	1.0334	Ave		0.9797				7.4		20.0			
2-Methylnaphthalene	2.2576 2.3050	2.3389 1.8444	2.2419	2.4087	2.3952	Ave		2.2559				8.5		20.0			
Dibromofluoromethane (Surr)	0.2314 0.2297	0.2327 0.2321	0.2284	0.2348	0.2316	Ave		0.2315				0.9		20.0			
1,2-Dichloroethane-d4 (Surr)	0.0620 0.0616	0.0605 0.0626	0.0636	0.0610	0.0628	Ave		0.0620				1.7		20.0			
Toluene-d8 (Surr)	1.3336 1.3140	1.3359 1.2906	1.3443	1.3315	1.3174	Ave		1.3239				1.4		20.0			
4-Bromofluorobenzene (Surr)	0.5139 0.5212	0.5145 0.5133	0.5205	0.5172	0.5090	Ave		0.5156				0.8		20.0			

Note: The M1 coefficient is the same as Ave RRF for an Ave curve type. RSD is calculated for Ave curve types. RSE is used for all other types.

FORM VI
GC/MS VOA BY INTERNAL STANDARD - INITIAL CALIBRATION DATA
RESPONSE AND CONCENTRATION

Lab Name: Eurofins Lancaster Laboratories Envir Job No.: 410-110319-1 Analy Batch No.: 311123

SDG No.:

Instrument ID: 9137 GC Column: R-624SilMS 3 ID: 0.25(mm) Heated Purge: (Y/N) N

Calibration Start Date: 10/27/2022 15:47 Calibration End Date: 10/27/2022 17:46 Calibration ID: 43695

Calibration Files

LEVEL:	LAB SAMPLE ID:	LAB FILE ID:
Level 1	IC 410-311123/17	WC27X16.D
Level 2	IC 410-311123/16	WC27X15.D
Level 3	IC 410-311123/15	WC27X14.D
Level 4	IC 410-311123/14	WC27X13.D
Level 5	ICIS 410-311123/13	WC27X12.D
Level 6	IC 410-311123/12	WC27X11.D
Level 7	IC 410-311123/11	WC27X10.D

ANALYTE	IS REF	CURVE TYPE	RESPONSE					CONCENTRATION (UG/L)				
			LVL 1 LVL 6	LVL 2 LVL 7	LVL 3	LVL 4	LVL 5	LVL 1 LVL 6	LVL 2 LVL 7	LVL 3	LVL 4	LVL 5
Dichlorodifluoromethane	FB	Ave	20914 1682704	77064 4987486	188491	323573	820919	1.00 100	4.00 300	10.0	20.0	50.0
Chloromethane	FB	Ave	19586 1842326	76108 5528704	187979	346149	930603	1.00 100	4.00 300	10.0	20.0	50.0
1,3-Butadiene	FB	Ave	18694 1678201	80457 5093451	182269	332369	828906	1.00 100	4.00 300	10.0	20.0	50.0
Vinyl chloride	FB	Ave	17191 1764424	73362 5315788	180064	346466	876213	1.00 100	4.00 300	10.0	20.0	50.0
Bromomethane	FB	Ave	11365 990820	42101 2928513	98533	196531	493663	1.00 100	4.00 300	10.0	20.0	50.0
Chloroethane	FB	Ave	8298 881777	37481 2720257	89921	171054	430107	1.00 100	4.00 300	10.0	20.0	50.0
Dichlorofluoromethane	FB	Ave	21833 1990867	80976 6074386	207724	391693	990279	1.00 100	4.00 300	10.0	20.0	50.0
Trichlorofluoromethane	FB	Ave	15397 1796354	74233 5532583	181424	341847	877853	1.00 100	4.00 300	10.0	20.0	50.0
n-Pentane	FB	Ave	17647 1519741	56336 4252043	137615	302574	725550	1.00 100	4.00 300	10.0	20.0	50.0
Freon 123a	FB	Ave	14951 1134189	49054 3536520	116461	223838	539492	1.00 100	4.00 300	10.0	20.0	50.0
Ethanol	TBAd 10	Ave	17366 680826	73163 1742147	132557	265630	360529	62.5 2500	250 7500	500	1000	1250
Acrolein	TBAd 10	Ave	+++++ 2668722	151814 10663546	334755	719847	1792076	+++++ 1000	40.0 3000	100	200	500
1,1-Dichloroethene	FB	Ave	8525	33065	76792	151395	393335	1.00	4.00	10.0	20.0	50.0

FORM VI
GC/MS VOA BY INTERNAL STANDARD - INITIAL CALIBRATION DATA
RESPONSE AND CONCENTRATION

Lab Name: Eurofins Lancaster Laboratories Envir Job No.: 410-110319-1 Analy Batch No.: 311123

SDG No.:

Instrument ID: 9137 GC Column: R-624SilMS 3 ID: 0.25(mm) Heated Purge: (Y/N) N

Calibration Start Date: 10/27/2022 15:47 Calibration End Date: 10/27/2022 17:46 Calibration ID: 43695

ANALYTE	IS REF	CURVE TYPE	RESPONSE					CONCENTRATION (UG/L)				
			LVL 1 LVL 6	LVL 2 LVL 7	LVL 3	LVL 4	LVL 5	LVL 1 LVL 6	LVL 2 LVL 7	LVL 3	LVL 4	LVL 5
			801281	2430806				100	300			
Freon 113	FB	Ave	7435 928319	33938 2543664	83125	174962	448815	1.00 100	4.00 300	10.0	20.0	50.0
Acetone	TBAd 10	Ave	+++++ 285002	17901 1116301	39203	84473	187723	+++++ 200	8.00 600	20.0	40.0	100
2-Propanol	TBAd 10	Ave	35061 1102986	154084 3118728	207893	409133	509694	20.0 500	80.0 1500	100	200	250
Methyl iodide	FB	Ave	10919 1264411	48591 3787520	121091	246657	619840	1.00 100	4.00 300	10.0	20.0	50.0
Carbon disulfide	FB	Ave	22167 2511921	98015 7367861	235138	490588	1238460	1.00 100	4.00 300	10.0	20.0	50.0
Allyl chloride	FB	Ave	15505 1429509	53799 4364206	139602	268636	722239	1.00 100	4.00 300	10.0	20.0	50.0
Methyl acetate	FB	Ave	12896 1205050	39819 3210157	118454	246044	583190	1.00 100	4.00 300	10.0	20.0	50.0
Methylene Chloride	FB	Ave	9608 876944	37274 2643271	87238	175356	432882	1.00 100	4.00 300	10.0	20.0	50.0
t-Butyl alcohol	TBAd 10	Ave	57249 1731191	265023 4944593	337455	692531	873513	20.0 500	80.0 1500	100	200	250
Acrylonitrile	FB	Ave	15870 1557022	61415 4646001	151390	308528	770888	2.50 250	10.0 750	25.0	50.0	125
trans-1,2-Dichloroethene	FB	Ave	7977 821966	30884 2474044	77205	159104	403884	1.00 100	4.00 300	10.0	20.0	50.0
Methyl tertiary butyl ether	FB	Ave	26948 2843444	113058 8160893	271712	547641	1389284	1.00 100	4.00 300	10.0	20.0	50.0
n-Hexane	FB	Ave	14910 1183149	43366 2904061	113062	231030	573793	1.00 100	4.00 300	10.0	20.0	50.0
1,1-Dichloroethane	FB	Ave	12967 1537728	59832 4605218	145388	301312	747824	1.00 100	4.00 300	10.0	20.0	50.0
Isopropyl ether	FB	Ave	28318 3048866	114083 8950895	297999	595228	1493472	1.00 100	4.00 300	10.0	20.0	50.0
2-Chloro-1,3-butadiene	FB	Ave	12870 1392830	55362 4176878	133179	276005	682901	1.00 100	4.00 300	10.0	20.0	50.0

FORM VI
GC/MS VOA BY INTERNAL STANDARD - INITIAL CALIBRATION DATA
RESPONSE AND CONCENTRATION

Lab Name: Eurofins Lancaster Laboratories Envir Job No.: 410-110319-1 Analy Batch No.: 311123

SDG No.:

Instrument ID: 9137 GC Column: R-624SilMS 3 ID: 0.25(mm) Heated Purge: (Y/N) N

Calibration Start Date: 10/27/2022 15:47 Calibration End Date: 10/27/2022 17:46 Calibration ID: 43695

ANALYTE	IS REF	CURVE TYPE	RESPONSE					CONCENTRATION (UG/L)				
			LVL 1 LVL 6	LVL 2 LVL 7	LVL 3	LVL 4	LVL 5	LVL 1 LVL 6	LVL 2 LVL 7	LVL 3	LVL 4	LVL 5
Ethyl t-butyl ether	FB	Ave	26166 2895229	108727 8727152	281579	560543	1418797	1.00 100	4.00 300	10.0	20.0	50.0
cis-1,2-Dichloroethene	FB	Ave	9240 882032	32746 2626092	84880	173651	434017	1.00 100	4.00 300	10.0	20.0	50.0
2,2-Dichloropropane	FB	Ave	14668 1510427	60297 4408157	140886	287961	720637	1.00 100	4.00 300	10.0	20.0	50.0
2-Butanone	FB	Ave	21985 1293415	77336 5192417	161720	361873	891970	2.00 200	8.00 600	20.0	40.0	100
Propionitrile	TBAd 10	Ave	55301 1465381	217179 4275069	280999	555237	719432	20.0 500	80.0 1500	100	200	250
Methacrylonitrile	FB	Ave	56042 1445043	216800 4303088	278009	562961	708607	10.0 250	40.0 750	50.0	100	125
Bromochloromethane	FB	Ave	4277 406090	15413 1226914	40759	79087	199031	1.00 100	4.00 300	10.0	20.0	50.0
Tetrahydrofuran	TBAd 10	Ave	10147 1131320	43039 3329167	110389	226588	546635	5.00 500	20.0 1500	50.0	100	250
Chloroform	FB	Ave	14231 1376536	56812 4090985	133194	272385	677874	1.00 100	4.00 300	10.0	20.0	50.0
1,1,1-Trichloroethane	FB	Ave	13870 1403473	51458 4149636	133327	274126	681355	1.00 100	4.00 300	10.0	20.0	50.0
Cyclohexane	FB	Ave	17907 1911773	67617 5122813	173060	366526	913036	1.00 100	4.00 300	10.0	20.0	50.0
1,1-Dichloropropene	FB	Ave	11046 1228807	48799 3563041	112650	236104	592671	1.00 100	4.00 300	10.0	20.0	50.0
Carbon tetrachloride	FB	Ave	9299 1144078	40524 3321791	104445	213810	546455	1.00 100	4.00 300	10.0	20.0	50.0
Isobutyl alcohol	TBAd 10	Ave	41794 1259148	193349 3625941	241982	505747	611993	50.0 1250	200 3750	250	500	625
Benzene	FB	Ave	33663 3568284	130130 10443368	338677	698188	1746274	1.00 100	4.00 300	10.0	20.0	50.0
1,2-Dichloroethane	FB	Ave	10406 1089238	39851 3255827	108281	208096	534907	1.00 100	4.00 300	10.0	20.0	50.0
t-Amyl methyl ether	FB	Ave	25189	102491	265036	540363	1368403	1.00	4.00	10.0	20.0	50.0

FORM VI
GC/MS VOA BY INTERNAL STANDARD - INITIAL CALIBRATION DATA
RESPONSE AND CONCENTRATION

Lab Name: Eurofins Lancaster Laboratories Envir Job No.: 410-110319-1 Analy Batch No.: 311123

SDG No.:

Instrument ID: 9137 GC Column: R-624SilMS 3 ID: 0.25(mm) Heated Purge: (Y/N) N

Calibration Start Date: 10/27/2022 15:47 Calibration End Date: 10/27/2022 17:46 Calibration ID: 43695

ANALYTE	IS REF	CURVE TYPE	RESPONSE					CONCENTRATION (UG/L)				
			LVL 1 LVL 6	LVL 2 LVL 7	LVL 3	LVL 4	LVL 5	LVL 1 LVL 6	LVL 2 LVL 7	LVL 3	LVL 4	LVL 5
			2813852	8568908				100	300			
n-Heptane	FB	Ave	12778 1119483	40584 2547290	101235	222833	547201	1.00 100	4.00 300	10.0	20.0	50.0
n-Butanol	TBAd 10	Ave	58349 1102678	290836 3158321	314895	666328	552036	87.5 1250	350 3750	375	750	625
Trichloroethene	FB	Ave	7798 876483	32958 2591817	81867	164490	424990	1.00 100	4.00 300	10.0	20.0	50.0
Methylcyclohexane	FB	Ave	12746 1550749	56658 3898134	142777	297023	737751	1.00 100	4.00 300	10.0	20.0	50.0
1,2-Dichloropropane	FB	Ave	8775 947390	34847 2824857	87401	181849	459227	1.00 100	4.00 300	10.0	20.0	50.0
t-Amyl ethyl ether	FB	Ave	11409 1300434	46673 4010619	119793	243863	618884	1.00 100	4.00 300	10.0	20.0	50.0
Dibromomethane	FB	Ave	5886 538723	19842 1624472	51761	102367	268025	1.00 100	4.00 300	10.0	20.0	50.0
Methyl methacrylate	FB	Ave	9049 896153	33974 2658225	85027	170874	443105	1.00 100	4.00 300	10.0	20.0	50.0
1,4-Dioxane	TBAd 10	Ave	6728 260864	40211 725972	51815	108219	134681	50.0 1250	200 3750	250	500	625
Bromodichloromethane	FB	Ave	9937 1036026	38924 3155891	94012	197749	499996	1.00 100	4.00 300	10.0	20.0	50.0
2-Nitropropane	TBAd 10	Ave	19038 2136952	79584 6296747	189493	400493	1020702	5.00 500	20.0 1500	50.0	100	250
2-Chloroethyl vinyl ether	FB	Ave	6377 708014	23015 2128705	63966	133150	354964	1.00 100	4.00 300	10.0	20.0	50.0
cis-1,3-Dichloropropene	FB	Ave	11756 1417036	49110 4239134	126446	261313	681750	1.00 100	4.00 300	10.0	20.0	50.0
4-Methyl-2-pentanone	FB	Ave	35526 2704642	136543 10476341	332998	735226	1831210	2.00 200	8.00 600	20.0	40.0	100
Toluene	CBZd 5	Ave	17246 2205962	79139 6495277	204487	417177	1053635	1.00 100	4.00 300	10.0	20.0	50.0

FORM VI
GC/MS VOA BY INTERNAL STANDARD - INITIAL CALIBRATION DATA
RESPONSE AND CONCENTRATION

Lab Name: Eurofins Lancaster Laboratories Envir Job No.: 410-110319-1 Analy Batch No.: 311123

SDG No.:

Instrument ID: 9137 GC Column: R-624SilMS 3 ID: 0.25(mm) Heated Purge: (Y/N) N

Calibration Start Date: 10/27/2022 15:47 Calibration End Date: 10/27/2022 17:46 Calibration ID: 43695

ANALYTE	IS REF	CURVE TYPE	RESPONSE					CONCENTRATION (UG/L)				
			LVL 1 LVL 6	LVL 2 LVL 7	LVL 3	LVL 4	LVL 5	LVL 1 LVL 6	LVL 2 LVL 7	LVL 3	LVL 4	LVL 5
trans-1,3-Dichloropropene	CBZd 5	Ave	11535 1286321	43525 3818808	112470	238197	612673	1.00 100	4.00 300	10.0	20.0	50.0
Ethyl methacrylate	CBZd 5	Ave	11732 1496202	51839 4399946	131872	275310	734796	1.00 100	4.00 300	10.0	20.0	50.0
1,1,2-Trichloroethane	CBZd 5	Ave	8219 759521	30642 2311736	71422	144687	370758	1.00 100	4.00 300	10.0	20.0	50.0
Tetrachloroethene	CBZd 5	Ave	6556 858650	30449 2437661	76962	159671	409481	1.00 100	4.00 300	10.0	20.0	50.0
1,3-Dichloropropane	CBZd 5	Ave	12268 1348554	47561 4022180	122541	250513	651709	1.00 100	4.00 300	10.0	20.0	50.0
2-Hexanone	CBZd 5	Ave	20188 1904313	96617 7249833	231424	509964	1267704	2.00 200	8.00 600	20.0	40.0	100
Dibromochloromethane	CBZd 5	Ave	6609 791788	26211 2440611	68656	138559	370265	1.00 100	4.00 300	10.0	20.0	50.0
1,2-Dibromoethane	CBZd 5	Ave	6724 827799	27871 2458233	74026	149624	397744	1.00 100	4.00 300	10.0	20.0	50.0
1-Chlorohexane	CBZd 5	Ave	12082 1147181	44121 3024206	104279	217400	544314	1.00 100	4.00 300	10.0	20.0	50.0
Chlorobenzene	CBZd 5	Ave	20459 2208696	76605 6531997	202223	411673	1057331	1.00 100	4.00 300	10.0	20.0	50.0
1,1,1,2-Tetrachloroethane	CBZd 5	Ave	7418 852100	28341 2531746	75772	151961	404176	1.00 100	4.00 300	10.0	20.0	50.0
Ethylbenzene	CBZd 5	Ave	34508 4162396	148757 11380857	381603	793562	2023739	1.00 100	4.00 300	10.0	20.0	50.0

FORM VI
GC/MS VOA BY INTERNAL STANDARD - INITIAL CALIBRATION DATA
RESPONSE AND CONCENTRATION

Lab Name: Eurofins Lancaster Laboratories Envir Job No.: 410-110319-1 Analy Batch No.: 311123

SDG No.:

Instrument ID: 9137 GC Column: R-624SilMS 3 ID: 0.25(mm) Heated Purge: (Y/N) N

Calibration Start Date: 10/27/2022 15:47 Calibration End Date: 10/27/2022 17:46 Calibration ID: 43695

ANALYTE	IS REF	CURVE TYPE	RESPONSE					CONCENTRATION (UG/L)				
			LVL 1 LVL 6	LVL 2 LVL 7	LVL 3	LVL 4	LVL 5	LVL 1 LVL 6	LVL 2 LVL 7	LVL 3	LVL 4	LVL 5
m&p-Xylene	CBZd 5	Ave	24880 3144185	111842 8770241	289631	597322	1517465	2.00 200	8.00 600	20.0	40.0	100
o-Xylene	CBZd 5	Ave	13566 1649104	58102 4714223	151926	313705	781165	1.00 100	4.00 300	10.0	20.0	50.0
Styrene	CBZd 5	Ave	19915 2622321	88777 7536756	235689	483241	1261068	1.00 100	4.00 300	10.0	20.0	50.0
Bromoform	CBZd 5	Ave	4208 609968	19531 1891866	50367	108319	290913	1.00 100	4.00 300	10.0	20.0	50.0
Isopropylbenzene	CBZd 5	Ave	32048 4169189	148971 10779694	394666	806346	2033265	1.00 100	4.00 300	10.0	20.0	50.0
Cyclohexanone	TBAd 10	Ave	32626 1139175	175227 3078709	224557	492023	624328	50.0 1250	200 3750	250	500	625
Bromobenzene	DCBd 4	Ave	7484 913000	31284 2686550	85107	168076	432721	1.00 100	4.00 300	10.0	20.0	50.0
1,1,2,2-Tetrachloroethane	DCBd 4	Ave	13339 1471260	53756 4327787	140566	283006	719087	1.00 100	4.00 300	10.0	20.0	50.0
1,2,3-Trichloropropane	DCBd 4	Ave	4411 407676	15240 1211022	38601	79941	201533	1.00 100	4.00 300	10.0	20.0	50.0
trans-1,4-Dichloro-2-butene	DCBd 4	Ave	38872 1146042	170952 3318263	210381	443489	551079	10.0 250	40.0 750	50.0	100	125
N-Propylbenzene	DCBd 4	Ave	37319 4650145	171056 11326590	431150	896168	2268708	1.00 100	4.00 300	10.0	20.0	50.0
2-Chlorotoluene	DCBd 4	Ave	7657 940925	33255 2661884	86636	175962	442679	1.00 100	4.00 300	10.0	20.0	50.0

FORM VI
GC/MS VOA BY INTERNAL STANDARD - INITIAL CALIBRATION DATA
RESPONSE AND CONCENTRATION

Lab Name: Eurofins Lancaster Laboratories Envir Job No.: 410-110319-1 Analy Batch No.: 311123

SDG No.:

Instrument ID: 9137 GC Column: R-624SilMS 3 ID: 0.25(mm) Heated Purge: (Y/N) N

Calibration Start Date: 10/27/2022 15:47 Calibration End Date: 10/27/2022 17:46 Calibration ID: 43695

ANALYTE	IS REF	CURVE TYPE	RESPONSE					CONCENTRATION (UG/L)				
			LVL 1 LVL 6	LVL 2 LVL 7	LVL 3	LVL 4	LVL 5	LVL 1 LVL 6	LVL 2 LVL 7	LVL 3	LVL 4	LVL 5
1,3,5-Trimethylbenzene	DCBd 4	Ave	26704 3421018	121662 8904362	313919	654238	1648496	1.00 100	4.00 300	10.0	20.0	50.0
4-Chlorotoluene	DCBd 4	Ave	8308 896061	32000 2622388	83193	168578	429925	1.00 100	4.00 300	10.0	20.0	50.0
tert-Butylbenzene	DCBd 4	Ave	4897 649672	21444 1725485	55862	116667	310343	1.00 100	4.00 300	10.0	20.0	50.0
1,2,4-Trimethylbenzene	DCBd 4	Ave	28489 3470104	122679 9083933	323459	669005	1682572	1.00 100	4.00 300	10.0	20.0	50.0
sec-Butylbenzene	DCBd 4	Ave	31140 3964066	139761 9480659	366834	763369	1916287	1.00 100	4.00 300	10.0	20.0	50.0
1,3-Dichlorobenzene	DCBd 4	Ave	14812 1669725	61499 4712603	156828	321682	805329	1.00 100	4.00 300	10.0	20.0	50.0
p-Isopropyltoluene	DCBd 4	Ave	26008 3379732	118865 8249178	309969	647632	1632249	1.00 100	4.00 300	10.0	20.0	50.0
1,4-Dichlorobenzene	DCBd 4	Ave	16162 1717046	63991 4818472	165383	334066	831765	1.00 100	4.00 300	10.0	20.0	50.0
1,2,3-Trimethylbenzene	DCBd 4	Ave	28215 3626370	125771 9587587	337555	691457	1754239	1.00 100	4.00 300	10.0	20.0	50.0
Benzyl chloride	DCBd 4	Ave	24604 2974702	104901 8256866	274284	564448	1449263	1.00 100	4.00 300	10.0	20.0	50.0
1,3-Diethylbenzene	DCBd 4	Ave	16672 2037736	67018 5078371	186697	388478	977973	1.00 100	4.00 300	10.0	20.0	50.0
1,4-Diethylbenzene	DCBd 4	Ave	15252 2040889	74267 5061176	191458	397560	982712	1.00 100	4.00 300	10.0	20.0	50.0

FORM VI
GC/MS VOA BY INTERNAL STANDARD - INITIAL CALIBRATION DATA
RESPONSE AND CONCENTRATION

Lab Name: Eurofins Lancaster Laboratories Envir Job No.: 410-110319-1 Analy Batch No.: 311123

SDG No.:

Instrument ID: 9137 GC Column: R-624SilMS 3 ID: 0.25(mm) Heated Purge: (Y/N) N

Calibration Start Date: 10/27/2022 15:47 Calibration End Date: 10/27/2022 17:46 Calibration ID: 43695

ANALYTE	IS REF	CURVE TYPE	RESPONSE					CONCENTRATION (UG/L)				
			LVL 1 LVL 6	LVL 2 LVL 7	LVL 3	LVL 4	LVL 5	LVL 1 LVL 6	LVL 2 LVL 7	LVL 3	LVL 4	LVL 5
n-Butylbenzene	DCBd 4	Ave	12564 1674299	61467 4108729	155308	321822	816271	1.00 100	4.00 300	10.0	20.0	50.0
1,2-Dichlorobenzene	DCBd 4	Ave	13940 1747965	63599 4947875	163238	330808	845336	1.00 100	4.00 300	10.0	20.0	50.0
1,2-Diethylbenzene	DCBd 4	Ave	12925 1712479	61740 4394983	153454	318873	811501	1.00 100	4.00 300	10.0	20.0	50.0
1,2-Dibromo-3-Chloropropane	DCBd 4	Ave	3663 412844	15788 1199813	39648	79003	198700	1.00 100	4.00 300	10.0	20.0	50.0
1,3,5-Trichlorobenzene	DCBd 4	Ave	9711 1172976	42889 3017474	111789	233996	567341	1.00 100	4.00 300	10.0	20.0	50.0
1,2,4-Trichlorobenzene	DCBd 4	Ave	9289 1172869	42837 3080698	112578	227971	571707	1.00 100	4.00 300	10.0	20.0	50.0
Hexachlorobutadiene	DCBd 4	Ave	2779 424132	15438 1021473	39038	80995	210437	1.00 100	4.00 300	10.0	20.0	50.0
Naphthalene	DCBd 4	Ave	45815 4959099	192212 12409272	495746	998095	2485699	1.00 100	4.00 300	10.0	20.0	50.0
1,2,3-Trichlorobenzene	DCBd 4	Ave	9975 1219697	43943 3211748	115826	239694	596085	1.00 100	4.00 300	10.0	20.0	50.0
2-Methylnaphthalene	DCBd 4	Ave	24793 2793126	102086 6951326	260110	548664	1381609	1.00 100	4.00 300	10.0	20.0	50.0
Dibromofluoromethane (Surr)	FB	Ave	323109 324034	314484 339016	322290	326631	322484	50.0 50.0	50.0 50.0	50.0	50.0	50.0
1,2-Dichloroethane-d4 (Surr)	FB	Ave	86576 86847	81804 91442	89788	84867	87397	50.0 50.0	50.0 50.0	50.0	50.0	50.0
Toluene-d8 (Surr)	CBZd 5	Ave	1352577	1332369	1408324	1387248	1408544	50.0	50.0	50.0	50.0	50.0

FORM VI
GC/MS VOA BY INTERNAL STANDARD - INITIAL CALIBRATION DATA
RESPONSE AND CONCENTRATION

Lab Name: Eurofins Lancaster Laboratories Envir Job No.: 410-110319-1 Analy Batch No.: 311123

SDG No.:

Instrument ID: 9137 GC Column: R-624SilMS 3 ID: 0.25(mm) Heated Purge: (Y/N) N

Calibration Start Date: 10/27/2022 15:47 Calibration End Date: 10/27/2022 17:46 Calibration ID: 43695

ANALYTE	IS REF	CURVE TYPE	RESPONSE					CONCENTRATION (UG/L)				
			LVL 1 LVL 6	LVL 2 LVL 7	LVL 3	LVL 4	LVL 5	LVL 1 LVL 6	LVL 2 LVL 7	LVL 3	LVL 4	LVL 5
			1458469	1503460				50.0	50.0			
4-Bromofluorobenzene (Surr)	CBZd 5	Ave	521176	513121	545285	538873	544213	50.0	50.0	50.0	50.0	50.0
			578485	597904				50.0	50.0			

Curve Type Legend
Ave = Average ISTD

FORM VI
GC/MS VOA BY INTERNAL STANDARD - INITIAL CALIBRATION DATA
READBACK PERCENT ERROR

Lab Name: Eurofins Lancaster Laboratories Envir Job No.: 410-110319-1 Analy Batch No.: 311123

SDG No.:

Instrument ID: 9137 GC Column: R-624SilMS 3 ID: 0.25(mm) Heated Purge: (Y/N) N

Calibration Start Date: 10/27/2022 15:47 Calibration End Date: 10/27/2022 17:46 Calibration ID: 43695

Calibration Files

LEVEL:	LAB SAMPLE ID:	LAB FILE ID:
Level 1	IC 410-311123/17	WC27X16.D
Level 2	IC 410-311123/16	WC27X15.D
Level 3	IC 410-311123/15	WC27X14.D
Level 4	IC 410-311123/14	WC27X13.D
Level 5	ICIS 410-311123/13	WC27X12.D
Level 6	IC 410-311123/12	WC27X11.D
Level 7	IC 410-311123/11	WC27X10.D

ANALYTE	PERCENT ERROR						PERCENT ERROR LIMIT					
	LVL 1 # LVL 7 #	LVL 2 #	LVL 3 #	LVL 4 #	LVL 5 #	LVL 6 #	LVL 1 LVL 7	LVL 2	LVL 3	LVL 4	LVL 5	LVL 6
Dichlorodifluoromethane	17.4 -10.8	11.7	4.7	-8.9	-7.6	-6.5	50 30	30	30	30	30	30
Chloromethane	5.7 -4.9	6.1	0.4	-6.3	0.7	-1.6	50 30	30	30	30	30	30
1,3-Butadiene	5.8 -8.1	17.6	2.1	-5.6	-5.9	-6.0	50 30	30	30	30	30	30
Vinyl chloride	-2.4 -3.8	7.6	1.1	-1.3	-0.2	-0.9	50 30	30	30	30	30	30
Bromomethane	12.2 -7.8	7.4	-3.7	-2.6	-2.2	-3.2	50 30	30	30	30	30	30
Chloroethane	-5.5 -1.3	10.2	1.3	-2.3	-1.8	-0.6	50 30	30	30	30	30	30
Dichlorofluoromethane	7.7 -4.5	3.2	1.4	-3.0	-2.0	-2.8	50 30	30	30	30	30	30
Trichlorofluoromethane	-12.2 0.6	9.4	2.4	-2.1	0.5	1.4	50 30	30	30	30	30	30
n-Pentane	18.6 -8.9	-2.2	-8.5	2.1	-2.2	1.1	50 30	30	30	30	30	30
Freon 123a	25.1 -5.7	6.0	-3.6	-6.1	-9.5	-6.1	50 30	30	30	30	30	30
Ethanol	22.8 -16.4	7.5	-6.2	-5.9	2.7	-4.5	50 30	30	30	30	30	30
Acrolein	+++++ 4.4	13.9	-3.2	4.1	4.3	-23.6	30	50	30	30	30	30
1,1-Dichloroethene	6.9 -2.9	7.1	-4.7	-4.7	-1.1	-0.6	50 30	30	30	30	30	30
Freon 113	-12.5 -4.6	3.1	-3.2	3.3	5.9	8.1	50 30	30	30	30	30	30

FORM VI
GC/MS VOA BY INTERNAL STANDARD - INITIAL CALIBRATION DATA
READBACK PERCENT ERROR

Lab Name: Eurofins Lancaster Laboratories Envir Job No.: 410-110319-1 Analy Batch No.: 311123

SDG No.:

Instrument ID: 9137 GC Column: R-624SilMS 3 ID: 0.25(mm) Heated Purge: (Y/N) N

Calibration Start Date: 10/27/2022 15:47 Calibration End Date: 10/27/2022 17:46 Calibration ID: 43695

ANALYTE	PERCENT ERROR						PERCENT ERROR LIMIT					
	LVL 1 # LVL 7 #	LVL 2 #	LVL 3 #	LVL 4 #	LVL 5 #	LVL 6 #	LVL 1 LVL 7	LVL 2	LVL 3	LVL 4	LVL 5	LVL 6
Acetone	+++++ -2.1	20.3	1.5	9.4	-2.2	-26.9	30	50	30	30	30	30
2-Propanol	4.5 0.9	-4.5	-0.8	-2.3	-2.1	4.3	50 30	30	30	30	30	30
Methyl iodide	-9.9 -0.4	3.5	-1.1	2.1	2.6	3.2	50 30	30	30	30	30	30
Carbon disulfide	-7.9 -2.5	5.1	-3.4	2.2	3.2	3.2	50 30	30	30	30	30	30
Allyl chloride	9.4 -1.9	-2.0	-2.6	-4.9	2.2	-0.2	50 30	30	30	30	30	30
Methyl acetate	11.3 -11.7	-11.2	1.2	6.6	1.0	2.9	50 30	30	30	30	30	30
Methylene Chloride	7.7 -5.6	7.9	-3.2	-1.4	-2.7	-2.7	50 30	30	30	30	30	30
t-Butyl alcohol	3.6 -2.9	-0.3	-2.2	0.5	1.9	-0.6	50 30	30	30	30	30	30
Acrylonitrile	3.0 -3.9	2.9	-2.8	0.5	0.3	0.0	50 30	30	30	30	30	30
trans-1,2-Dichloroethene	0.3 -0.9	0.2	-4.0	0.3	1.8	2.2	50 30	30	30	30	30	30
Methyl tertiary butyl ether	-2.0 -5.4	6.2	-2.2	-0.1	1.3	2.3	50 30	30	30	30	30	30
n-Hexane	28.3 -20.4	-3.6	-3.7	-0.3	-1.0	0.7	50 30	30	30	30	30	30
1,1-Dichloroethane	-11.7 -0.1	5.2	-2.1	2.9	2.1	3.6	50 30	30	30	30	30	30
Isopropyl ether	-3.7 -3.0	0.2	0.3	1.6	1.9	2.6	50 30	30	30	30	30	30
2-Chloro-1,3-butadiene	-5.2 -1.9	5.4	-2.9	2.1	0.9	1.6	50 30	30	30	30	30	30
Ethyl t-butyl ether	-6.1 -0.2	0.7	-0.1	0.9	2.1	2.8	50 30	30	30	30	30	30
cis-1,2-Dichloroethene	6.7 -3.4	-2.3	-3.0	0.6	0.5	0.8	50 30	30	30	30	30	30
2,2-Dichloropropane	0.6 -3.7	6.8	-4.4	-0.9	-0.9	2.5	50 30	30	30	30	30	30
2-Butanone	24.8 -6.1	13.3	-9.2	3.0	1.5	-27.4	50 30	30	30	30	30	30

FORM VI
GC/MS VOA BY INTERNAL STANDARD - INITIAL CALIBRATION DATA
READBACK PERCENT ERROR

Lab Name: Eurofins Lancaster Laboratories Envir Job No.: 410-110319-1 Analy Batch No.: 311123

SDG No.:

Instrument ID: 9137 GC Column: R-624SilMS 3 ID: 0.25(mm) Heated Purge: (Y/N) N

Calibration Start Date: 10/27/2022 15:47 Calibration End Date: 10/27/2022 17:46 Calibration ID: 43695

ANALYTE	PERCENT ERROR						PERCENT ERROR LIMIT					
	LVL 1 # LVL 7 #	LVL 2 #	LVL 3 #	LVL 4 #	LVL 5 #	LVL 6 #	LVL 1 LVL 7	LVL 2	LVL 3	LVL 4	LVL 5	LVL 6
Propionitrile	17.6 -1.4	-4.0	-4.3	-5.4	-1.4	-1.1	50 30	30	30	30	30	30
Methacrylonitrile	0.0 -2.2	-0.1	-1.9	0.8	1.4	2.0	50 30	30	30	30	30	30
Bromochloromethane	6.2 -2.9	-1.1	0.2	-1.4	-0.8	-0.2	50 30	30	30	30	30	30
Tetrahydrofuran	11.3 -1.0	-1.9	-3.1	-0.4	-3.4	-1.6	50 30	30	30	30	30	30
Chloroform	3.8 -4.9	7.0	-3.9	-0.3	-0.9	-0.7	50 30	30	30	30	30	30
1,1,1-Trichloroethane	2.3 -2.4	-2.0	-2.7	1.5	0.8	2.5	50 30	30	30	30	30	30
Cyclohexane	0.7 -8.2	-1.8	-3.7	3.5	3.0	6.4	50 30	30	30	30	30	30
1,1-Dichloropropene	-5.8 -3.1	7.5	-4.9	1.1	1.4	3.8	50 30	30	30	30	30	30
Carbon tetrachloride	-11.7 0.5	-0.6	-1.8	1.9	4.1	7.5	50 30	30	30	30	30	30
Isobutyl alcohol	4.5 -1.6	0.5	-3.1	1.3	-1.4	-0.1	50 30	30	30	30	30	30
Benzene	-1.6 -2.7	-1.7	-2.0	2.4	2.4	3.2	50 30	30	30	30	30	30
1,2-Dichloroethane	-1.2 -1.5	-2.3	1.7	-0.9	1.8	2.3	50 30	30	30	30	30	30
t-Amyl methyl ether	-6.0 1.9	-1.2	-2.1	1.2	2.4	3.9	50 30	30	30	30	30	30
n-Heptane	19.9 -23.9	-1.7	-6.0	4.9	2.9	3.9	50 30	30	30	30	30	30
n-Butanol	-3.6 -0.8	-0.1	-2.8	3.0	3.0	1.3	50 30	30	30	30	30	30
Trichloroethene	-6.1 -0.5	2.5	-2.4	-0.6	2.7	4.5	50 30	30	30	30	30	30
Methylcyclohexane	-9.9 -12.1	3.5	-0.1	5.4	4.6	8.5	50 30	30	30	30	30	30
1,2-Dichloropropane	-2.7 -0.2	-0.2	-4.1	1.2	2.1	3.9	50 30	30	30	30	30	30
t-Amyl ethyl ether	-6.7 4.5	-1.4	-3.1	0.0	1.5	5.2	50 30	30	30	30	30	30

FORM VI
GC/MS VOA BY INTERNAL STANDARD - INITIAL CALIBRATION DATA
READBACK PERCENT ERROR

Lab Name: Eurofins Lancaster Laboratories Envir Job No.: 410-110319-1 Analy Batch No.: 311123

SDG No.:

Instrument ID: 9137 GC Column: R-624SilMS 3 ID: 0.25(mm) Heated Purge: (Y/N) N

Calibration Start Date: 10/27/2022 15:47 Calibration End Date: 10/27/2022 17:46 Calibration ID: 43695

ANALYTE	PERCENT ERROR						PERCENT ERROR LIMIT					
	LVL 1 # LVL 7 #	LVL 2 #	LVL 3 #	LVL 4 #	LVL 5 #	LVL 6 #	LVL 1 LVL 7	LVL 2	LVL 3	LVL 4	LVL 5	LVL 6
Dibromomethane	10.9 -2.5	-3.4	-3.5	-3.2	1.3	0.4	50 30	30	30	30	30	30
Methyl methacrylate	3.8 -2.9	0.6	-3.5	-1.7	1.9	1.7	50 30	30	30	30	30	30
1,4-Dioxane	-17.2 -3.1	2.8	2.1	6.7	6.8	1.9	50 30	30	30	30	30	30
Bromodichloromethane	0.0 1.2	1.2	-6.4	-0.1	0.9	3.2	50 30	30	30	30	30	30
2-Nitropropane	13.6 1.9	-1.3	-9.5	-4.2	-1.8	1.2	50 30	30	30	30	30	30
2-Chloroethyl vinyl ether	-3.5 2.7	-10.0	-4.2	1.1	7.8	6.1	50 30	30	30	30	30	30
cis-1,3-Dichloropropene	-9.8 3.6	-2.7	-4.0	0.6	4.9	7.6	50 30	30	30	30	30	30
4-Methyl-2-pentanone	4.7 -1.6	3.9	-2.9	8.7	8.2	-21.1	50 30	30	30	30	30	30
Toluene	-11.5 -3.3	3.2	1.6	4.2	2.5	3.4	50 30	30	30	30	30	30
trans-1,3-Dichloropropene	1.5 -2.5	-2.6	-4.2	2.0	2.3	3.4	50 30	30	30	30	30	30
Ethyl methacrylate	-10.2 -2.3	0.9	-2.3	2.6	6.7	4.6	50 30	30	30	30	30	30
1,1,2-Trichloroethane	13.6 -7.3	7.7	-4.4	-2.7	-2.8	-4.1	50 30	30	30	30	30	30
Tetrachloroethene	-12.1 -5.1	3.8	-0.1	4.2	4.2	5.2	50 30	30	30	30	30	30
1,3-Dichloropropane	1.3 -3.6	-0.2	-2.0	0.7	2.1	1.7	50 30	30	30	30	30	30
2-Hexanone	-8.5 -4.7	11.3	1.5	12.5	9.0	-21.1	50 30	30	30	30	30	30
Dibromochloromethane	-3.6 3.3	-2.8	-3.1	-1.7	2.4	5.5	50 30	30	30	30	30	30
1,2-Dibromoethane	-6.8 -1.1	-1.8	-0.7	0.9	4.6	4.8	50 30	30	30	30	30	30
1-Chlorohexane	15.0 -16.5	6.7	-3.9	0.7	-1.7	-0.3	50 30	30	30	30	30	30
Chlorobenzene	3.2 -4.4	-1.7	-1.2	1.1	1.2	1.8	50 30	30	30	30	30	30

FORM VI
GC/MS VOA BY INTERNAL STANDARD - INITIAL CALIBRATION DATA
READBACK PERCENT ERROR

Lab Name: Eurofins Lancaster Laboratories Envir Job No.: 410-110319-1 Analy Batch No.: 311123

SDG No.:

Instrument ID: 9137 GC Column: R-624SilMS 3 ID: 0.25(mm) Heated Purge: (Y/N) N

Calibration Start Date: 10/27/2022 15:47 Calibration End Date: 10/27/2022 17:46 Calibration ID: 43695

ANALYTE	PERCENT ERROR						PERCENT ERROR LIMIT					
	LVL 1 # LVL 7 #	LVL 2 #	LVL 3 #	LVL 4 #	LVL 5 #	LVL 6 #	LVL 1 LVL 7	LVL 2	LVL 3	LVL 4	LVL 5	LVL 6
1,1,1,2-Tetrachloroethane	-0.4 -1.4	-3.3	-1.5	-0.7	2.9	4.5	50 30	30	30	30	30	30
Ethylbenzene	-6.1 -10.2	2.9	0.5	5.1	4.4	3.4	50 30	30	30	30	30	30
m&p-Xylene	-10.0 -7.9	2.9	1.5	5.2	4.2	4.0	50 30	30	30	30	30	30
o-Xylene	-6.8 -6.0	1.5	1.1	4.9	1.8	3.5	50 30	30	30	30	30	30
Styrene	-12.1 -3.5	-0.4	0.7	3.8	5.6	5.8	50 30	30	30	30	30	30
Bromoform	-18.0 7.0	-3.2	-4.9	2.8	7.6	8.7	50 30	30	30	30	30	30
Isopropylbenzene	-12.1 -14.2	3.8	4.8	7.6	5.8	4.4	50 30	30	30	30	30	30
Cyclohexanone	-10.2 -8.0	0.3	-1.0	8.6	10.8	-0.5	50 30	30	30	30	30	30
Bromobenzene	-6.2 -1.9	-1.4	1.0	1.6	3.2	3.7	50 30	30	30	30	30	30
1,1,2,2-Tetrachloroethane	-0.1 -5.5	1.3	-0.3	2.2	2.6	-0.1	50 30	30	30	30	30	30
1,2,3-Trichloropropane	15.2 -7.9	0.1	-4.6	0.6	0.2	-3.5	50 30	30	30	30	30	30
trans-1,4-Dichloro-2-butene	-5.1 -5.6	5.0	-2.7	4.4	2.5	1.5	50 30	30	30	30	30	30
N-Propylbenzene	-7.6 -18.3	6.6	1.0	7.0	6.9	4.3	50 30	30	30	30	30	30
2-Chlorotoluene	-6.7 -5.4	2.0	0.0	3.4	2.7	4.0	50 30	30	30	30	30	30
1,3,5-Trimethylbenzene	-9.7 -12.2	3.6	0.5	6.7	6.2	4.9	50 30	30	30	30	30	30
4-Chlorotoluene	3.3 -5.0	0.1	-2.1	1.0	1.8	1.0	50 30	30	30	30	30	30
tert-Butylbenzene	-9.9 -7.5	-0.7	-2.7	3.5	8.8	8.4	50 30	30	30	30	30	30
1,2,4-Trimethylbenzene	-6.0 -12.7	1.8	1.0	6.4	5.7	3.8	50 30	30	30	30	30	30
sec-Butylbenzene	-8.4 -18.7	3.5	2.2	8.3	7.4	5.7	50 30	30	30	30	30	30

FORM VI
GC/MS VOA BY INTERNAL STANDARD - INITIAL CALIBRATION DATA
READBACK PERCENT ERROR

Lab Name: Eurofins Lancaster Laboratories Envir Job No.: 410-110319-1 Analy Batch No.: 311123

SDG No.:

Instrument ID: 9137 GC Column: R-624SilMS 3 ID: 0.25(mm) Heated Purge: (Y/N) N

Calibration Start Date: 10/27/2022 15:47 Calibration End Date: 10/27/2022 17:46 Calibration ID: 43695

ANALYTE	PERCENT ERROR						PERCENT ERROR LIMIT					
	LVL 1 # LVL 7 #	LVL 2 #	LVL 3 #	LVL 4 #	LVL 5 #	LVL 6 #	LVL 1 LVL 7	LVL 2	LVL 3	LVL 4	LVL 5	LVL 6
1,3-Dichlorobenzene	-1.1 -8.3	3.3	-0.9	3.6	2.4	1.0	50 30	30	30	30	30	30
p-Isopropyltoluene	-10.0 -16.8	3.5	1.6	8.1	7.6	6.0	50 30	30	30	30	30	30
1,4-Dichlorobenzene	3.4 -10.2	3.0	0.1	3.0	1.3	-0.5	50 30	30	30	30	30	30
1,2,3-Trimethylbenzene	-10.0 -10.8	1.0	2.0	6.4	6.6	4.9	50 30	30	30	30	30	30
Benzyl chloride	-5.8 -7.9	1.1	-0.6	4.2	5.7	3.2	50 30	30	30	30	30	30
1,3-Diethylbenzene	-4.2 -15.0	-3.1	1.5	7.6	7.0	6.1	50 30	30	30	30	30	30
1,4-Diethylbenzene	-13.3 -16.2	6.2	3.0	8.9	6.3	5.1	50 30	30	30	30	30	30
n-Butylbenzene	-12.9 -17.0	7.3	2.0	7.6	7.8	5.2	50 30	30	30	30	30	30
1,2-Dichlorobenzene	-9.4 -6.3	4.0	0.4	3.7	4.6	3.0	50 30	30	30	30	30	30
1,2-Diethylbenzene	-11.4 -12.2	6.5	-0.4	5.4	5.9	6.4	50 30	30	30	30	30	30
1,2-Dibromo-3-Chloropropane	-2.2 -6.7	6.1	0.2	1.7	1.0	-0.1	50 30	30	30	30	30	30
1,3,5-Trichlorobenzene	-6.4 -15.2	4.1	2.0	8.8	4.2	2.5	50 30	30	30	30	30	30
1,2,4-Trichlorobenzene	-9.9 -13.0	4.5	3.3	6.6	5.5	3.0	50 30	30	30	30	30	30
Hexachlorobutadiene	-22.5 -17.0	8.4	3.1	8.9	11.8	7.2	50 30	30	30	30	30	30
Naphthalene	1.0 -20.3	6.6	3.4	6.0	4.3	-1.0	50 30	30	30	30	30	30
1,2,3-Trichlorobenzene	-7.3 -13.0	2.8	1.9	7.4	5.5	2.7	50 30	30	30	30	30	30
2-Methylnaphthalene	0.1 -18.2	3.7	-0.6	6.8	6.2	2.2	50 30	30	30	30	30	30
Dibromofluoromethane (Surr)	0.0 0.3	0.5	-1.3	1.4	0.0	-0.8	50 30	30	30	30	30	30
1,2-Dichloroethane-d4 (Surr)	0.0 1.0	-2.4	2.6	-1.6	1.2	-0.7	50 30	30	30	30	30	30

FORM VI
GC/MS VOA BY INTERNAL STANDARD - INITIAL CALIBRATION DATA
READBACK PERCENT ERROR

Lab Name: Eurofins Lancaster Laboratories Envir Job No.: 410-110319-1 Analy Batch No.: 311123

SDG No.:

Instrument ID: 9137 GC Column: R-624SilMS 3 ID: 0.25(mm) Heated Purge: (Y/N) N

Calibration Start Date: 10/27/2022 15:47 Calibration End Date: 10/27/2022 17:46 Calibration ID: 43695

ANALYTE	PERCENT ERROR						PERCENT ERROR LIMIT					
	LVL 1 # LVL 7 #	LVL 2 #	LVL 3 #	LVL 4 #	LVL 5 #	LVL 6 #	LVL 1 LVL 7	LVL 2	LVL 3	LVL 4	LVL 5	LVL 6
Toluene-d8 (Surr)	0.7 -2.5	0.9	1.5	0.6	-0.5	-0.8	50 30	30	30	30	30	30
4-Bromofluorobenzene (Surr)	-0.3 -0.5	-0.2	0.9	0.3	-1.3	1.1	50 30	30	30	30	30	30

Eurofins Lancaster Laboratories Environment Testing, LLC
Target Compound Quantitation Report

Data File: \\chromfs\Lancaster\ChromData\9137\20221027-69757.b\WC27X10.D
Lims ID: IC v300
Client ID:
Sample Type: IC Calib Level: 7
Inject. Date: 27-Oct-2022 15:47:30 ALS Bottle#: 10 Worklist Smp#: 11
Purge Vol: 5.000 mL Dil. Factor: 1.0000
Sample Info: 410-0069757-011
Misc. Info.: IC V300
Operator ID: lcp00895 Instrument ID: 9137
Sublist: chrom-MSVoa_9137*sub28

Method: \\chromfs\Lancaster\ChromData\9137\20221027-69757.b\MSVoa_9137.m
Limit Group: MSV - 8260C_D
Last Update: 29-Oct-2022 01:14:35 Calib Date: 27-Oct-2022 17:46:30
Integrator: RTE ID Type: Deconvolution ID
Quant Method: Internal Standard Quant By: Initial Calibration
Last ICal File: \\chromfs\Lancaster\ChromData\9137\20221027-69757.b\WC27X16.D

Column 1 : Rxi-624Sil MS Capillary Column (0.25 mm) Det: MS Quad
Process Host: CTX1618

First Level Reviewer: ULCP Date: 27-Oct-2022 16:35:38

Compound	Sig	RT (min.)	Exp RT (min.)	Dlt RT (min.)	Q	Response	Cal Amt ug/l	OnCol Amt ug/l	Flags
5 Dichlorodifluoromethane	85	1.322	1.316	0.006	99	4987486	300.0	267.6	M
6 Chloromethane	50	1.457	1.447	0.010	100	5528704	300.0	285.2	
7 Vinyl chloride	62	1.527	1.514	0.013	99	5315788	300.0	288.5	
8 Butadiene	39	1.530	1.521	0.009	93	5093451	300.0	275.7	
10 Bromomethane	94	1.749	1.746	0.003	90	2928513	300.0	276.5	
11 Chloroethane	64	1.787	1.781	0.006	100	2720257	300.0	296.1	
12 Dichlorofluoromethane	67	1.941	1.935	0.006	99	6074386	300.0	286.5	
13 Pentane	43	1.999	1.986	0.013	98	4252043	300.0	273.2	
14 Trichlorofluoromethane	101	1.999	1.993	0.006	86	5532583	300.0	301.8	
17 1,2-Dichloro-1,1,2-trifluoroetha	67	2.185	2.172	0.013	94	3536520	300.0	282.8	
16 Ethanol	45	2.201	2.220	-0.019	92	1742147	7500.2	6266.5	a
18 Acrolein	56	2.256	2.249	0.007	99	10663546	3000.1	3133.2	
19 1,1-Dichloroethene	96	2.352	2.339	0.013	98	2430806	300.0	291.4	
20 Acetone	58	2.387	2.368	0.019	87	1116301	600.0	587.4	
21 1,1,2-Trichloro-1,2,2-trifluoroe	101	2.381	2.374	0.007	94	2543664	300.0	286.1	
23 Isopropyl alcohol	45	2.471	2.464	0.007	43	3118728	1500.0	1512.9	
22 Iodomethane	142	2.487	2.468	0.019	97	3787520	300.0	298.7	
24 Carbon disulfide	76	2.548	2.538	0.010	99	7367861	300.0	292.5	
25 3-Chloro-1-propene	41	2.647	2.641	0.006	93	4364206	300.0	294.3	
27 Methyl acetate	43	2.657	2.654	0.003	99	3210157	300.0	264.9	
28 Methylene Chloride	84	2.759	2.744	0.015	95	2643271	300.0	283.2	
* 29 t-Butyl alcohol-d10 (IS)	65	2.856	2.865	-0.009	81	739202	250.0	250.0	
30 2-Methyl-2-propanol	59	2.920	2.907	0.013	98	4944593	1500.0	1456.6	
31 Acrylonitrile	53	2.971	2.965	0.006	99	4646001	750.0	720.6	
33 trans-1,2-Dichloroethene	96	3.003	2.994	0.009	99	2474044	300.0	297.3	
32 Methyl tert-butyl ether	73	3.003	3.000	0.003	97	8160893	300.0	283.7	
34 Hexane	57	3.263	3.251	0.013	93	2904061	300.0	238.9	
35 1,1-Dichloroethane	63	3.388	3.382	0.006	97	4605218	300.0	299.7	
37 Isopropyl ether	45	3.465	3.453	0.012	94	8950895	300.0	291.1	
38 2-Chloro-1,3-butadiene	53	3.478	3.472	0.006	91	4176878	300.0	294.3	

Compound	Sig	RT (min.)	Exp RT (min.)	Dlt RT (min.)	Q	Response	Cal Amt ug/l	OnCol Amt ug/l	Flags
39 Tert-butyl ethyl ether	59	3.805	3.793	0.012	98	8727152	300.0	299.3	
40 cis-1,2-Dichloroethene	96	3.937	3.931	0.006	84	2626092	300.0	289.9	
42 2,2-Dichloropropane	77	3.960	3.950	0.010	89	4408157	300.0	289.0	
41 2-Butanone (MEK)	43	3.956	3.950	0.006	98	5192417	600.0	563.4	
44 Propionitrile	54	4.011	4.011	0.000	98	4275069	1500.0	1479.6	
45 Methacrylonitrile	67	4.158	4.146	0.012	92	4303088	750.0	733.7	
46 Chlorobromomethane	128	4.171	4.168	0.003	94	1226914	300.0	291.4	
47 Tetrahydrofuran	71	4.223	4.213	0.010	89	3329167	1500.0	1485.7	
48 Chloroform	83	4.248	4.245	0.003	95	4090985	300.0	285.2	
$ 50 Dibromofluoromethane (Surr)	113	4.406	4.403	0.004	93	339016	50.0	50.1	
51 1,1,1-Trichloroethane	97	4.444	4.438	0.006	99	4149636	300.0	292.7	
52 Cyclohexane	56	4.508	4.499	0.009	94	5122813	300.0	275.5	
53 1,1-Dichloropropene	75	4.595	4.589	0.006	97	3563041	300.0	290.6	
54 Carbon tetrachloride	117	4.608	4.595	0.013	99	3321791	300.0	301.6	
$ 56 1,2-Dichloroethane-d4 (Surr)	102	4.742	4.733	0.009	90	91442	50.0	50.5	
55 Isobutyl alcohol	41	4.739	4.739	0.000	94	3625941	3750.0	3688.4	
57 Benzene	78	4.800	4.797	0.003	97	10443368	300.0	291.9	
58 1,2-Dichloroethane	62	4.813	4.807	0.006	97	3255827	300.0	295.5	
60 Tert-amyl methyl ether	73	4.922	4.919	0.003	99	8568908	300.0	305.7	
* 61 Fluorobenzene (IS)	96	5.079	5.076	0.003	98	1460539	50.0	50.0	
62 n-Heptane	43	5.089	5.083	0.006	94	2547290	300.0	228.4	
63 n-Butanol	56	5.391	5.394	-0.003	90	3158321	3750.0	3718.1	
64 Trichloroethene	95	5.455	5.449	0.006	99	2591817	300.0	298.4	
65 Methylcyclohexane	83	5.667	5.664	0.003	94	3898134	300.0	263.6	
66 1,2-Dichloropropane	63	5.686	5.683	0.003	98	2824857	300.0	299.4	
67 2-ethoxy-2-methyl butane	87	5.734	5.725	0.009	92	4010619	300.0	313.5	
68 Dibromomethane	93	5.801	5.795	0.006	98	1624472	300.0	292.6	
69 Methyl methacrylate	69	5.821	5.814	0.007	95	2658225	300.0	291.4	
70 1,4-Dioxane	88	5.824	5.818	0.006	31	725972	3750.0	3634.6	
72 Dichlorobromomethane	83	5.975	5.968	0.007	100	3155891	300.0	303.6	
S 73 1,2-Dichloroethene, Total	100				0			587.2	
74 2-Nitropropane	41	6.215	6.206	0.009	98	6296747	1500.0	1529.2	
75 2-Chloroethyl vinyl ether	63	6.302	6.296	0.006	92	2128705	300.0	308.1	
77 cis-1,3-Dichloropropene	75	6.450	6.447	0.003	95	4239134	300.0	310.8	
78 4-Methyl-2-pentanone (MIBK)	43	6.629	6.626	0.003	97	10476341	600.0	590.3	
$ 79 Toluene-d8 (Surr)	98	6.745	6.739	0.006	93	1503460	50.0	48.7	
80 Toluene	92	6.815	6.812	0.003	98	6495277	300.0	290.1	
81 trans-1,3-Dichloropropene	75	7.056	7.056	0.000	97	3818808	300.0	292.6	
83 Ethyl methacrylate	69	7.178	7.175	0.003	93	4399946	300.0	293.2	
84 1,1,2-Trichloroethane	97	7.252	7.252	0.000	91	2311736	300.0	278.2	
86 Tetrachloroethene	166	7.403	7.400	0.003	97	2437661	300.0	284.6	
87 1,3-Dichloropropane	76	7.422	7.422	0.000	93	4022180	300.0	289.2	
90 2-Hexanone	43	7.525	7.525	0.000	96	7249833	600.0	572.1	
91 Chlorodibromomethane	129	7.647	7.647	0.000	91	2440611	300.0	309.8	
93 Ethylene Dibromide	107	7.752	7.749	0.003	99	2458233	300.0	296.7	
* 94 Chlorobenzene-d5 (IS)	117	8.195	8.195	0.000	87	1164900	50.0	50.0	
95 1-Chlorohexane	91	8.215	8.215	0.000	93	3024206	300.0	250.6	
96 Chlorobenzene	112	8.221	8.218	0.003	92	6531997	300.0	286.9	
97 1,1,1,2-Tetrachloroethane	131	8.301	8.298	0.003	97	2531746	300.0	295.8	
98 Ethylbenzene	91	8.327	8.324	0.003	98	11380857	300.0	269.5	
99 m-Xylene & p-Xylene	106	8.430	8.430	0.000	93	8770241	600.0	552.8	e
100 o-Xylene	106	8.770	8.767	0.003	95	4714223	300.0	282.0	

Compound	Sig	RT (min.)	Exp RT (min.)	Dlt RT (min.)	Q	Response	Cal Amt ug/l	OnCol Amt ug/l	Flags
101 Styrene	104	8.779	8.779	0.000	95	7536756	300.0	289.6	
102 Bromoform	173	8.920	8.921	-0.001	97	1891866	300.0	321.1	
103 Isopropylbenzene	105	9.075	9.075	0.000	97	10779694	300.0	257.3	
105 Cyclohexanone	55	9.139	9.142	-0.003	94	3078709	3750.2	3449.4	
$ 106 4-Bromofluorobenzene (Surr)	95	9.190	9.187	0.003	87	597904	50.0	49.8	
107 Bromobenzene	156	9.306	9.306	0.000	96	2686550	300.0	294.3	
108 1,1,2,2-Tetrachloroethane	83	9.309	9.309	0.000	95	4327787	300.0	283.4	
109 1,2,3-Trichloropropane	110	9.338	9.338	0.000	86	1211022	300.0	276.4	
110 trans-1,4-Dichloro-2-butene	53	9.354	9.351	0.003	96	3318263	750.0	708.3	
111 N-Propylbenzene	91	9.399	9.399	0.000	99	11326590	300.0	245.2	e
112 2-Chlorotoluene	126	9.463	9.460	0.003	96	2661884	300.0	283.7	
113 1,3,5-Trimethylbenzene	105	9.537	9.534	0.003	96	8904362	300.0	263.3	
114 4-Chlorotoluene	126	9.543	9.543	0.000	98	2622388	300.0	285.0	
116 tert-Butylbenzene	134	9.780	9.781	-0.001	94	1725485	300.0	277.6	
118 1,2,4-Trimethylbenzene	105	9.816	9.813	0.003	98	9083933	300.0	262.0	
119 sec-Butylbenzene	105	9.941	9.941	0.000	95	9480659	300.0	243.9	
141 1,3-Dichlorobenzene	146	10.018	10.018	0.000	97	4712603	300.0	275.1	
143 4-Isopropyltoluene	119	10.047	10.047	0.000	96	8249178	300.0	249.6	
S 142 1,3-Dichloropropene, Total	100				0			603.4	
* 144 1,4-Dichlorobenzene-d4	152	10.063	10.066	-0.003	96	628153	50.0	50.0	
145 1,4-Dichlorobenzene	146	10.082	10.082	0.000	93	4818472	300.0	269.4	
146 1,2,3-Trimethylbenzene	105	10.121	10.121	0.000	98	9587587	300.0	267.5	
147 Benzyl chloride	91	10.178	10.179	-0.001	99	8256866	300.0	276.4	
148 1,3-Diethylbenzene	119	10.262	10.259	0.003	94	5078371	300.0	255.1	
149 p-Diethylbenzene	119	10.323	10.320	0.003	93	5061176	300.0	251.4	
150 n-Butylbenzene	92	10.339	10.336	0.003	98	4108729	300.0	249.1	
151 1,2-Dichlorobenzene	146	10.348	10.345	0.003	96	4947875	300.0	281.1	
152 o-diethylbenzene	119	10.403	10.403	0.000	96	4394983	300.0	263.3	
153 1,2-Dibromo-3-Chloropropane	75	10.884	10.881	0.003	89	1199813	300.0	280.0	
154 1,3,5-Trichlorobenzene	180	11.029	11.029	0.000	97	3017474	300.0	254.4	
S 155 Xylenes, Total	106				0			834.7	
156 1,2,4-Trichlorobenzene	180	11.436	11.440	-0.004	95	3080698	300.0	261.1	
157 Hexachlorobutadiene	225	11.549	11.549	0.000	98	1021473	300.0	249.1	
158 Naphthalene	128	11.600	11.600	0.000	99	12409272	300.0	239.0	e
159 1,2,3-Trichlorobenzene	180	11.757	11.757	0.000	95	3211748	300.0	261.0	
160 2-Methylnaphthalene	142	12.322	12.322	0.000	91	6951326	300.0	245.3	
S 172 Total Diethylbenzene	1				0			769.8	

QC Flag Legend

Processing Flags

e - Potential Peak Saturated

Review Flags

M - Manually Integrated

a - User Assigned ID

Reagents:

MSV_CCV_VOC#1_00094	Amount Added:	15.00	Units: uL	
MSV_CCV_CYC_00004	Amount Added:	30.00	Units: uL	
MSV_CCV_VOC#3_00094	Amount Added:	12.00	Units: uL	
MSV_CCV_2CEVE_00090	Amount Added:	15.00	Units: uL	
MSV_CCV_ETOH_00003	Amount Added:	30.00	Units: uL	
MSV_CCV_GASES_00292	Amount Added:	7.50	Units: uL	
MSV_Cent_ISSS_00013	Amount Added:	5.00	Units: uL	Run Reagent

Report Date: 29-Oct-2022 01:14:36 Chrom Revision: 2.3 25-Oct-2022 11:16:06

Eurofins Lancaster Laboratories Environment Testing, LLC

Data File:	\\chromfs\Lancaster\ChromData\9137\20221027-69757.b\WC27X10.D				
Injection Date:	27-Oct-2022 15:47:30	Instrument ID:	9137	Operator ID:	lcp00895
Lims ID:	IC v300			Worklist Smp#:	11
Client ID:					
Purge Vol:	5.000 mL	Dil. Factor:	1.0000	ALS Bottle#:	10
Method:	MSVoa_9137	Limit Group:	MSV - 8260C_D		

Column: Rxi-624Sil MS Capillary Column (0.25 mm) Y Scaling: Method Defined: Scale to the Nth Largest Target: 1

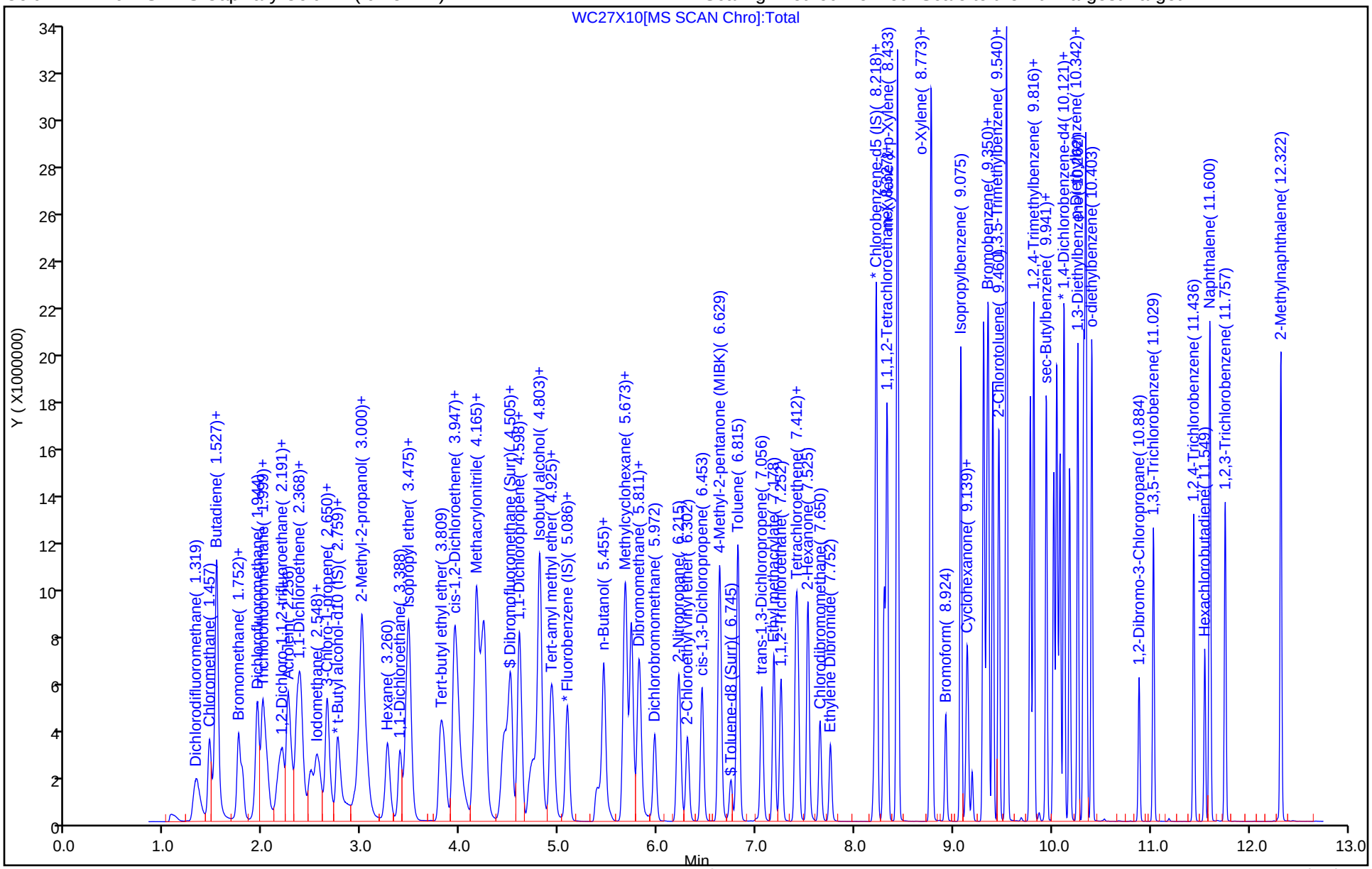

Manual Integration/User Assign Peak Report

Eurofins Lancaster Laboratories Environment Testing, LLC

Data File:	\\chromfs\Lancaster\ChromData\9137\20221027-69757.b\WC27X10.D				
Injection Date:	27-Oct-2022 15:47:30	Instrument ID:	9137		
Lims ID:	IC v300				
Client ID:					
Operator ID:	lcp00895	ALS Bottle#:	10	Worklist Smp#:	11
Purge Vol:	5.000 mL	Dil. Factor:	1.0000		
Method:	MSVoa_9137	Limit Group:	MSV - 8260C_D		
Column:	Rxi-624Sil MS Capillary Column (0.25 mm)	Detector	MS Quad		

5 Dichlorodifluoromethane, CAS: 75-71-8

Signal: 1

Processing Integration Results

RT: 1.32
Area: 4977962
Amount: 292.6363
Amount Units: ug/l

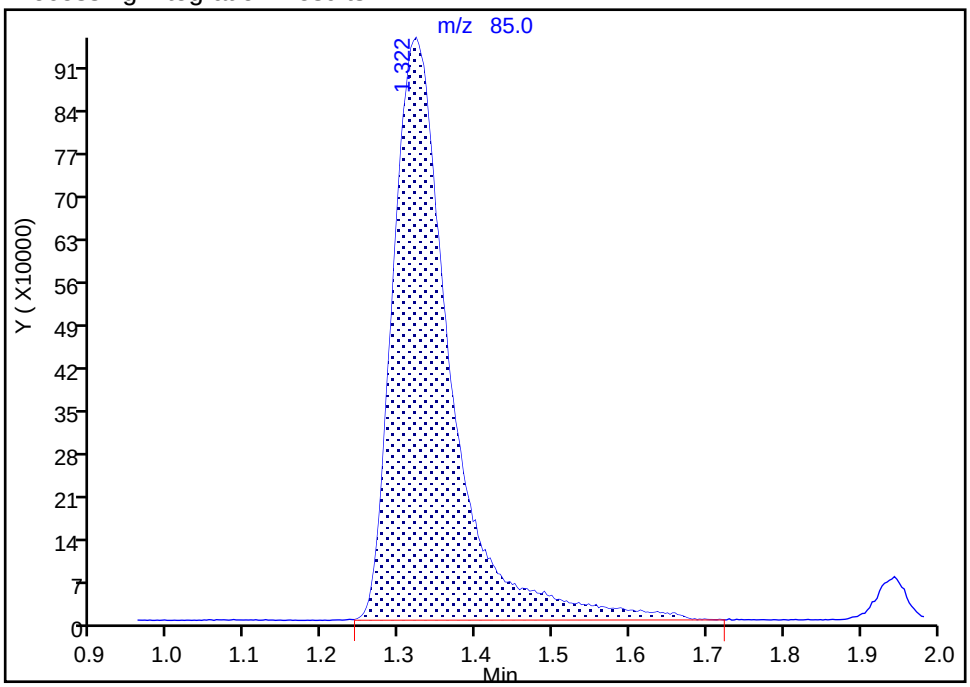

Manual Integration Results

RT: 1.32
Area: 4987486
Amount: 267.6154
Amount Units: ug/l

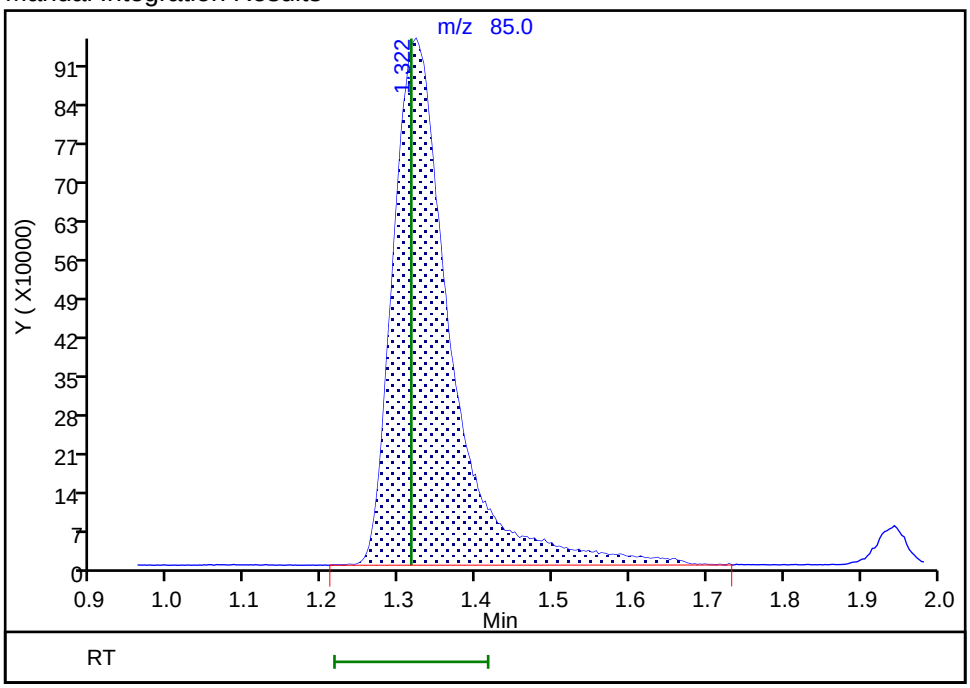

Reviewer: K4WN, 29-Oct-2022 00:34:00

Audit Action: Manually Integrated Audit Reason: Incomplete Integration

Manual Integration/User Assign Peak Report

Eurofins Lancaster Laboratories Environment Testing, LLC

Data File:	\\chromfs\Lancaster\ChromData\9137\20221027-69757.b\WC27X10.D				
Injection Date:	27-Oct-2022 15:47:30	Instrument ID:	9137		
Lims ID:	IC v300				
Client ID:					
Operator ID:	lcp00895	ALS Bottle#:	10	Worklist Smp#:	11
Purge Vol:	5.000 mL	Dil. Factor:	1.0000		
Method:	MSVoa_9137	Limit Group:	MSV - 8260C_D		
Column:	Rxi-624Sil MS Capillary Column (0.25 mm)	Detector	MS Quad		

16 Ethanol, CAS: 64-17-5

Signal: 1

Not Detected
Expected RT: 2.22

Processing Integration Results

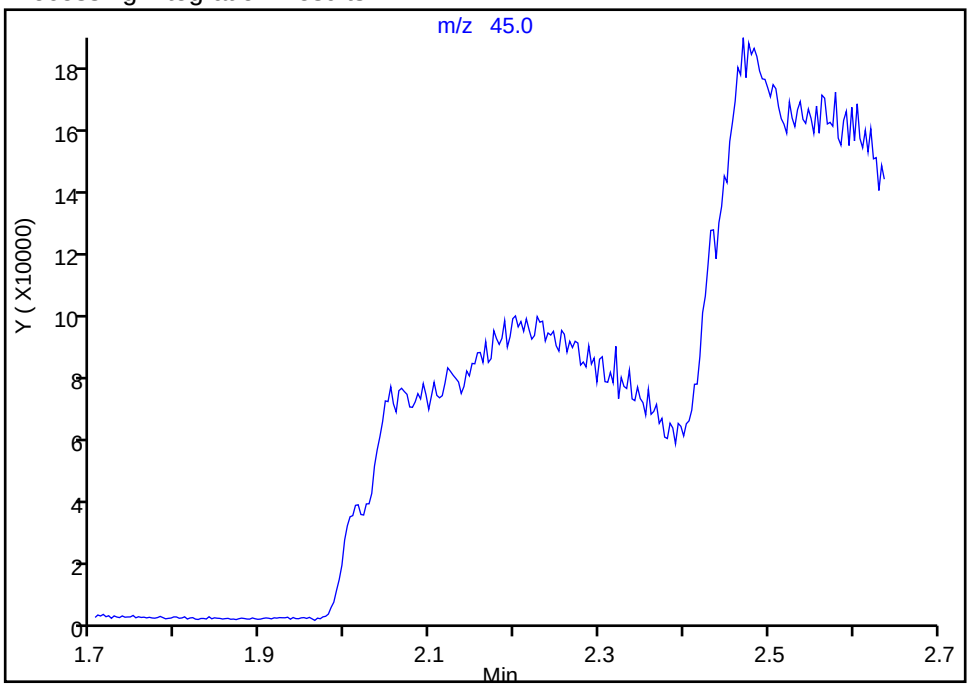

RT: 2.20
Area: 1742147
Amount: 6266.4752
Amount Units: ug/l

Manual Integration Results

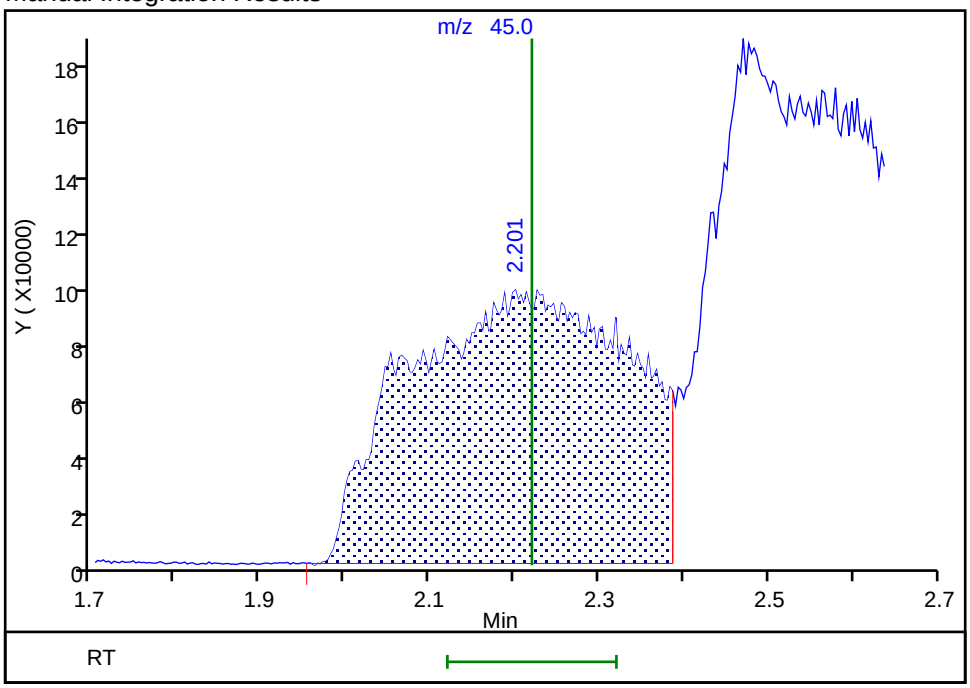

Reviewer: K4WN, 29-Oct-2022 00:34:15
Audit Action: Assigned Compound ID Audit Reason: Incomplete Integration

Eurofins Lancaster Laboratories Environment Testing, LLC
Target Compound Quantitation Report

Data File: \\chromfs\Lancaster\ChromData\9137\20221027-69757.b\WC27X11.D
Lims ID: IC v100
Client ID:
Sample Type: IC Calib Level: 6
Inject. Date: 27-Oct-2022 16:07:30 ALS Bottle#: 11 Worklist Smp#: 12
Purge Vol: 5.000 mL Dil. Factor: 1.0000
Sample Info: 410-0069757-012
Misc. Info.: IC V100
Operator ID: lcp00895 Instrument ID: 9137
Sublist: chrom-MSVoa_9137*sub28

Method: \\chromfs\Lancaster\ChromData\9137\20221027-69757.b\MSVoa_9137.m
Limit Group: MSV - 8260C_D
Last Update: 29-Oct-2022 01:14:41 Calib Date: 27-Oct-2022 17:46:30
Integrator: RTE ID Type: Deconvolution ID
Quant Method: Internal Standard Quant By: Initial Calibration
Last ICal File: \\chromfs\Lancaster\ChromData\9137\20221027-69757.b\WC27X16.D

Column 1 : Rxi-624Sil MS Capillary Column (0.25 mm) Det: MS Quad
Process Host: CTX1618

First Level Reviewer: ULCP Date: 27-Oct-2022 16:42:31

Compound	Sig	RT (min.)	Exp RT (min.)	Dlt RT (min.)	Q	Response	Cal Amt ug/l	OnCol Amt ug/l	Flags
5 Dichlorodifluoromethane	85	1.312	1.316	-0.004	99	1682704	100.0	93.5	M
6 Chloromethane	50	1.450	1.447	0.003	100	1842326	100.0	98.4	
7 Vinyl chloride	62	1.521	1.514	0.007	91	1764424	100.0	99.1	
8 Butadiene	39	1.524	1.521	0.003	91	1678201	100.0	94.0	
10 Bromomethane	94	1.742	1.746	-0.004	90	990820	100.0	96.8	
11 Chloroethane	64	1.781	1.781	0.000	95	881777	100.0	99.4	
12 Dichlorofluoromethane	67	1.935	1.935	0.000	98	1990867	100.0	97.2	
13 Pentane	43	1.996	1.986	0.010	97	1519741	100.0	101.1	
14 Trichlorofluoromethane	101	1.996	1.993	0.003	73	1796354	100.0	101.4	
17 1,2-Dichloro-1,1,2-trifluoroetha	67	2.172	2.172	0.000	95	1134189	100.0	93.9	
16 Ethanol	45	2.240	2.220	0.020	33	680826	2500.1	2387.6	a
18 Acrolein	56	2.246	2.249	-0.003	100	2668722	1000.0	764.5	M
19 1,1-Dichloroethene	96	2.345	2.339	0.006	99	801281	100.0	99.4	
20 Acetone	58	2.368	2.368	0.000	87	285002	200.0	146.2	
21 1,1,2-Trichloro-1,2,2-trifluoroe	101	2.378	2.374	0.004	96	928319	100.0	108.1	
23 Isopropyl alcohol	45	2.477	2.464	0.013	51	1102986	500.0	521.7	M
22 Iodomethane	142	2.477	2.468	0.009	97	1264411	100.0	103.2	
24 Carbon disulfide	76	2.544	2.538	0.006	99	2511921	100.0	103.2	
25 3-Chloro-1-propene	41	2.644	2.641	0.003	93	1429509	100.0	99.8	
27 Methyl acetate	43	2.657	2.654	0.003	98	1205050	100.0	102.9	
28 Methylene Chloride	84	2.750	2.744	0.006	94	876944	100.0	97.3	
* 29 t-Butyl alcohol-d10 (IS)	65	2.846	2.865	-0.019	81	758183	250.0	250.0	
30 2-Methyl-2-propanol	59	2.923	2.907	0.016	98	1731191	500.0	497.2	
31 Acrylonitrile	53	2.965	2.965	0.000	100	1557022	250.0	250.0	
33 trans-1,2-Dichloroethene	96	3.003	2.994	0.009	97	821966	100.0	102.2	
32 Methyl tert-butyl ether	73	3.000	3.000	0.000	91	2843444	100.0	102.3	
34 Hexane	57	3.260	3.251	0.010	94	1183149	100.0	100.7	
35 1,1-Dichloroethane	63	3.382	3.382	0.000	96	1537728	100.0	103.6	
37 Isopropyl ether	45	3.456	3.453	0.003	94	3048866	100.0	102.6	
38 2-Chloro-1,3-butadiene	53	3.472	3.472	0.000	91	1392830	100.0	101.6	

Compound	Sig	RT (min.)	Exp RT (min.)	Dlt RT (min.)	Q	Response	Cal Amt ug/l	OnCol Amt ug/l	Flags
39 Tert-butyl ethyl ether	59	3.802	3.793	0.009	99	2895229	100.0	102.8	
40 cis-1,2-Dichloroethene	96	3.937	3.931	0.006	88	882032	100.0	100.8	
42 2,2-Dichloropropane	77	3.953	3.950	0.003	89	1510427	100.0	102.5	
41 2-Butanone (MEK)	43	3.947	3.950	-0.003	74	1293415	200.0	145.3	
44 Propionitrile	54	4.004	4.011	-0.007	99	1465381	500.0	494.5	
45 Methacrylonitrile	67	4.152	4.146	0.006	92	1445043	250.0	255.1	
46 Chlorobromomethane	128	4.162	4.168	-0.006	96	406090	100.0	99.8	
47 Tetrahydrofuran	71	4.216	4.213	0.003	89	1131320	500.0	492.2	
48 Chloroform	83	4.242	4.245	-0.003	94	1376536	100.0	99.3	
$ 50 Dibromofluoromethane (Surr)	113	4.399	4.403	-0.003	93	324034	50.0	49.6	
51 1,1,1-Trichloroethane	97	4.441	4.438	0.003	99	1403473	100.0	102.5	
52 Cyclohexane	56	4.508	4.499	0.009	93	1911773	100.0	106.4	
53 1,1-Dichloropropene	75	4.592	4.589	0.003	97	1228807	100.0	103.8	
54 Carbon tetrachloride	117	4.601	4.595	0.006	99	1144078	100.0	107.5	
$ 56 1,2-Dichloroethane-d4 (Surr)	102	4.730	4.733	-0.003	81	86847	50.0	49.6	
55 Isobutyl alcohol	41	4.710	4.739	-0.029	95	1259148	1250.0	1248.8	
57 Benzene	78	4.800	4.797	0.003	97	3568284	100.0	103.2	
58 1,2-Dichloroethane	62	4.813	4.807	0.006	57	1089238	100.0	102.3	
60 Tert-amyl methyl ether	73	4.919	4.919	0.000	98	2813852	100.0	103.9	
* 61 Fluorobenzene (IS)	96	5.079	5.076	0.003	99	1410907	50.0	50.0	
62 n-Heptane	43	5.086	5.083	0.003	94	1119483	100.0	103.9	
63 n-Butanol	56	5.381	5.394	-0.013	89	1102678	1250.0	1265.6	
64 Trichloroethene	95	5.452	5.449	0.003	98	876483	100.0	104.5	
65 Methylcyclohexane	83	5.660	5.664	-0.004	93	1550749	100.0	108.5	
66 1,2-Dichloropropane	63	5.676	5.683	-0.007	97	947390	100.0	103.9	
67 2-ethoxy-2-methyl butane	87	5.728	5.725	0.003	92	1300434	100.0	105.2	
68 Dibromomethane	93	5.798	5.795	0.003	97	538723	100.0	100.4	
69 Methyl methacrylate	69	5.811	5.814	-0.003	93	896153	100.0	101.7	
70 1,4-Dioxane	88	5.830	5.818	0.012	59	260864	1250.0	1273.3	
72 Dichlorobromomethane	83	5.968	5.968	0.000	100	1036026	100.0	103.2	
S 73 1,2-Dichloroethene, Total	100				0			203.0	
74 2-Nitropropane	41	6.209	6.206	0.003	97	2136952	500.0	506.0	
75 2-Chloroethyl vinyl ether	63	6.296	6.296	0.000	91	708014	100.0	106.1	
77 cis-1,3-Dichloropropene	75	6.450	6.447	0.003	95	1417036	100.0	107.6	
78 4-Methyl-2-pentanone (MIBK)	43	6.626	6.626	0.000	97	2704642	200.0	157.8	
$ 79 Toluene-d8 (Surr)	98	6.742	6.739	0.003	93	1458469	50.0	49.6	
80 Toluene	92	6.812	6.812	0.000	98	2205962	100.0	103.4	
81 trans-1,3-Dichloropropene	75	7.053	7.056	-0.003	94	1286321	100.0	103.4	
83 Ethyl methacrylate	69	7.175	7.175	0.000	91	1496202	100.0	104.6	
84 1,1,2-Trichloroethane	97	7.252	7.252	0.000	91	759521	100.0	95.9	
86 Tetrachloroethene	166	7.399	7.400	-0.001	98	858650	100.0	105.2	
87 1,3-Dichloropropane	76	7.422	7.422	0.000	94	1348554	100.0	101.7	
90 2-Hexanone	43	7.521	7.525	-0.004	97	1904313	200.0	157.7	
91 Chlorodibromomethane	129	7.647	7.647	0.000	91	791788	100.0	105.5	
93 Ethylene Dibromide	107	7.752	7.749	0.003	98	827799	100.0	104.8	
* 94 Chlorobenzene-d5 (IS)	117	8.195	8.195	0.000	88	1109987	50.0	50.0	
95 1-Chlorohexane	91	8.215	8.215	0.000	94	1147181	100.0	99.7	
96 Chlorobenzene	112	8.218	8.218	0.000	94	2208696	100.0	101.8	
97 1,1,1,2-Tetrachloroethane	131	8.298	8.298	0.000	96	852100	100.0	104.5	
98 Ethylbenzene	91	8.327	8.324	0.003	98	4162396	100.0	103.4	
99 m-Xylene & p-Xylene	106	8.430	8.430	0.000	99	3144185	200.0	208.0	
100 o-Xylene	106	8.770	8.767	0.003	96	1649104	100.0	103.5	

Compound	Sig	RT (min.)	Exp RT (min.)	Dlt RT (min.)	Q	Response	Cal Amt ug/l	OnCol Amt ug/l	Flags
101 Styrene	104	8.779	8.779	0.000	95	2622321	100.0	105.8	
102 Bromoform	173	8.921	8.921	-0.001	96	609968	100.0	108.7	
103 Isopropylbenzene	105	9.075	9.075	0.000	96	4169189	100.0	104.4	
105 Cyclohexanone	55	9.139	9.142	-0.003	93	1139175	1250.1	1244.4	
$ 106 4-Bromofluorobenzene (Surr)	95	9.190	9.187	0.003	87	578485	50.0	50.5	
107 Bromobenzene	156	9.306	9.306	0.000	95	913000	100.0	103.7	
108 1,1,2,2-Tetrachloroethane	83	9.306	9.309	-0.003	93	1471260	100.0	99.9	
109 1,2,3-Trichloropropane	110	9.338	9.338	0.000	84	407676	100.0	96.5	
110 trans-1,4-Dichloro-2-butene	53	9.351	9.351	-0.001	95	1146042	250.0	253.6	
111 N-Propylbenzene	91	9.399	9.399	0.000	99	4650145	100.0	104.3	
112 2-Chlorotoluene	126	9.460	9.460	0.000	96	940925	100.0	104.0	
113 1,3,5-Trimethylbenzene	105	9.533	9.534	-0.001	95	3421018	100.0	104.9	
114 4-Chlorotoluene	126	9.543	9.543	0.000	99	896061	100.0	101.0	
116 tert-Butylbenzene	134	9.780	9.781	-0.001	94	649672	100.0	108.4	
118 1,2,4-Trimethylbenzene	105	9.813	9.813	0.000	98	3470104	100.0	103.8	
119 sec-Butylbenzene	105	9.941	9.941	0.000	94	3964066	100.0	105.7	
141 1,3-Dichlorobenzene	146	10.015	10.018	-0.003	98	1669725	100.0	101.0	
143 4-Isopropyltoluene	119	10.047	10.047	0.000	97	3379732	100.0	106.0	
S 142 1,3-Dichloropropene, Total	100				0			211.0	
* 144 1,4-Dichlorobenzene-d4	152	10.063	10.066	-0.003	95	605880	50.0	50.0	
145 1,4-Dichlorobenzene	146	10.082	10.082	0.000	94	1717046	100.0	99.5	
146 1,2,3-Trimethylbenzene	105	10.121	10.121	0.000	99	3626370	100.0	104.9	
147 Benzyl chloride	91	10.178	10.179	-0.001	99	2974702	100.0	103.2	
148 1,3-Diethylbenzene	119	10.262	10.259	0.003	96	2037736	100.0	106.1	
149 p-Diethylbenzene	119	10.320	10.320	0.000	95	2040889	100.0	105.1	
150 n-Butylbenzene	92	10.339	10.336	0.003	98	1674299	100.0	105.2	
151 1,2-Dichlorobenzene	146	10.348	10.345	0.003	97	1747965	100.0	103.0	
152 o-diethylbenzene	119	10.403	10.403	0.000	96	1712479	100.0	106.4	
153 1,2-Dibromo-3-Chloropropane	75	10.884	10.881	0.003	85	412844	100.0	99.9	
154 1,3,5-Trichlorobenzene	180	11.029	11.029	0.000	98	1172976	100.0	102.5	
S 155 Xylenes, Total	106				0			311.5	
156 1,2,4-Trichlorobenzene	180	11.436	11.440	-0.004	94	1172869	100.0	103.0	
157 Hexachlorobutadiene	225	11.549	11.549	0.000	97	424132	100.0	107.2	
158 Naphthalene	128	11.600	11.600	0.000	98	4959099	100.0	99.0	
159 1,2,3-Trichlorobenzene	180	11.757	11.757	0.000	95	1219697	100.0	102.7	
160 2-Methylnaphthalene	142	12.322	12.322	0.000	92	2793126	100.0	102.2	
S 172 Total Diethylbenzene	1				0			317.6	

QC Flag Legend

Processing Flags

Review Flags

M - Manually Integrated

a - User Assigned ID

Reagents:

MSV_CCV_VOC#1_00094	Amount Added: 5.00	Units: uL	
MSV_CCV_CYC_00004	Amount Added: 10.00	Units: uL	
MSV_CCV_VOC#3_00094	Amount Added: 4.00	Units: uL	
MSV_CCV_2CEVE_00090	Amount Added: 5.00	Units: uL	
MSV_CCV_ETOH_00003	Amount Added: 10.00	Units: uL	
MSV_CCV_GASES_00292	Amount Added: 2.50	Units: uL	
MSV_Cent_ISSS_00013	Amount Added: 5.00	Units: uL	Run Reagent

Report Date: 29-Oct-2022 01:14:42 Chrom Revision: 2.3 25-Oct-2022 11:16:06

Eurofins Lancaster Laboratories Environment Testing, LLC

Data File:	\\chromfs\Lancaster\ChromData\9137\20221027-69757.b\WC27X11.D				
Injection Date:	27-Oct-2022 16:07:30	Instrument ID:	9137	Operator ID:	lcp00895
Lims ID:	IC v100			Worklist Smp#:	12
Client ID:					
Purge Vol:	5.000 mL	Dil. Factor:	1.0000	ALS Bottle#:	11
Method:	MSVoa_9137	Limit Group:	MSV - 8260C_D		

Column: Rxi-624Sil MS Capillary Column (0.25 mm) Y Scaling: Method Defined: Scale to the Nth Largest Target: 1

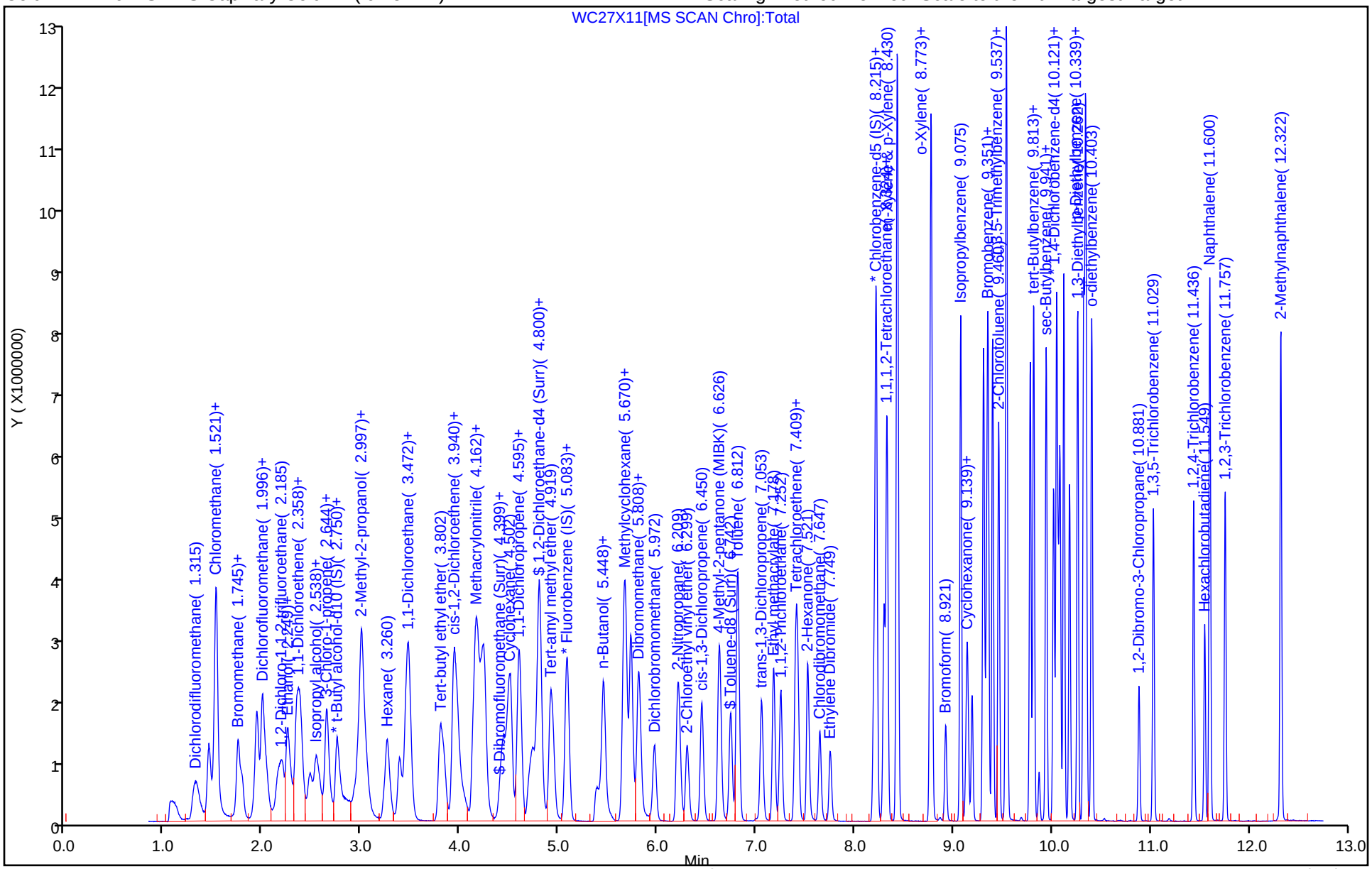

Manual Integration/User Assign Peak Report

Eurofins Lancaster Laboratories Environment Testing, LLC

Data File:	\\chromfs\Lancaster\ChromData\9137\20221027-69757.b\WC27X11.D				
Injection Date:	27-Oct-2022 16:07:30	Instrument ID:	9137		
Lims ID:	IC v100				
Client ID:					
Operator ID:	lcp00895	ALS Bottle#:	11	Worklist Smp#:	12
Purge Vol:	5.000 mL	Dil. Factor:	1.0000		
Method:	MSVoa_9137	Limit Group:	MSV - 8260C_D		
Column:	Rxi-624Sil MS Capillary Column (0.25 mm)	Detector	MS Quad		

5 Dichlorodifluoromethane, CAS: 75-71-8

Signal: 1

Processing Integration Results

RT: 1.31
Area: 1672208
Amount: 101.7339
Amount Units: ug/l

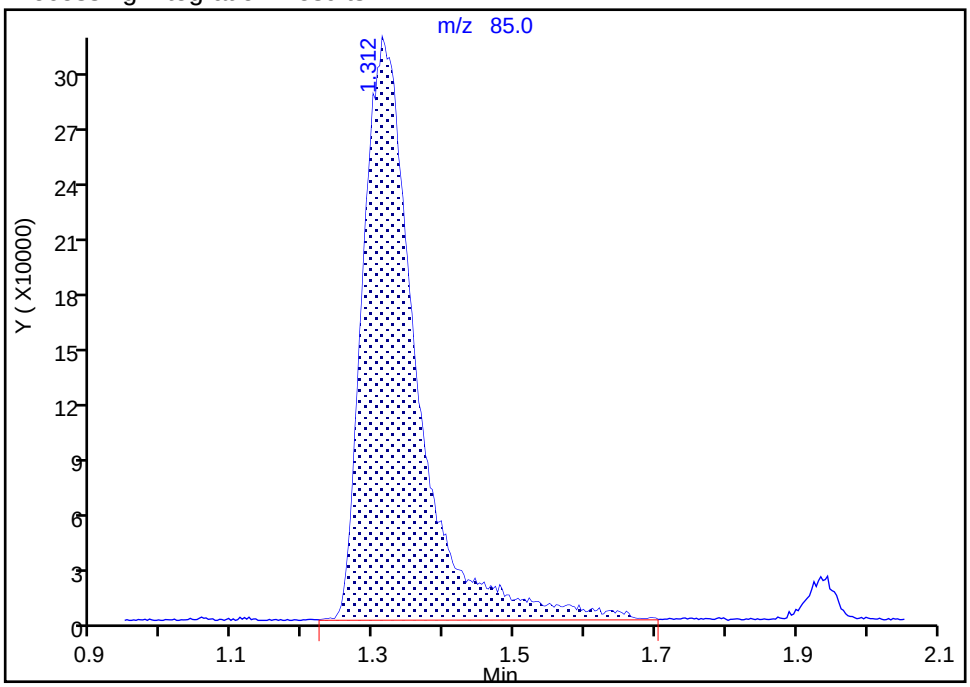

Manual Integration Results

RT: 1.31
Area: 1682704
Amount: 93.465610
Amount Units: ug/l

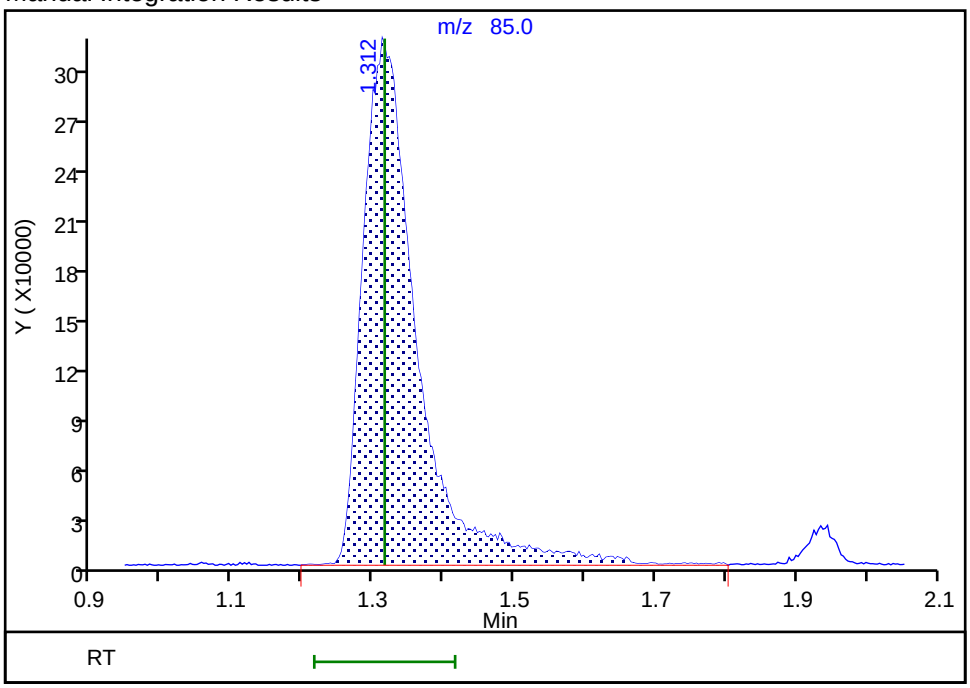

Reviewer: K4WN, 29-Oct-2022 00:37:22

Audit Action: Manually Integrated Audit Reason: Incomplete Integration

Manual Integration/User Assign Peak Report

Eurofins Lancaster Laboratories Environment Testing, LLC

Data File:	\\chromfs\Lancaster\ChromData\9137\20221027-69757.b\WC27X11.D				
Injection Date:	27-Oct-2022 16:07:30	Instrument ID:	9137		
Lims ID:	IC v100				
Client ID:					
Operator ID:	lcp00895	ALS Bottle#:	11	Worklist Smp#:	12
Purge Vol:	5.000 mL	Dil. Factor:	1.0000		
Method:	MSVoa_9137	Limit Group:	MSV - 8260C_D		
Column:	Rxi-624Sil MS Capillary Column (0.25 mm)	Detector	MS Quad		

16 Ethanol, CAS: 64-17-5

Signal: 1

Not Detected
Expected RT: 2.22

Processing Integration Results

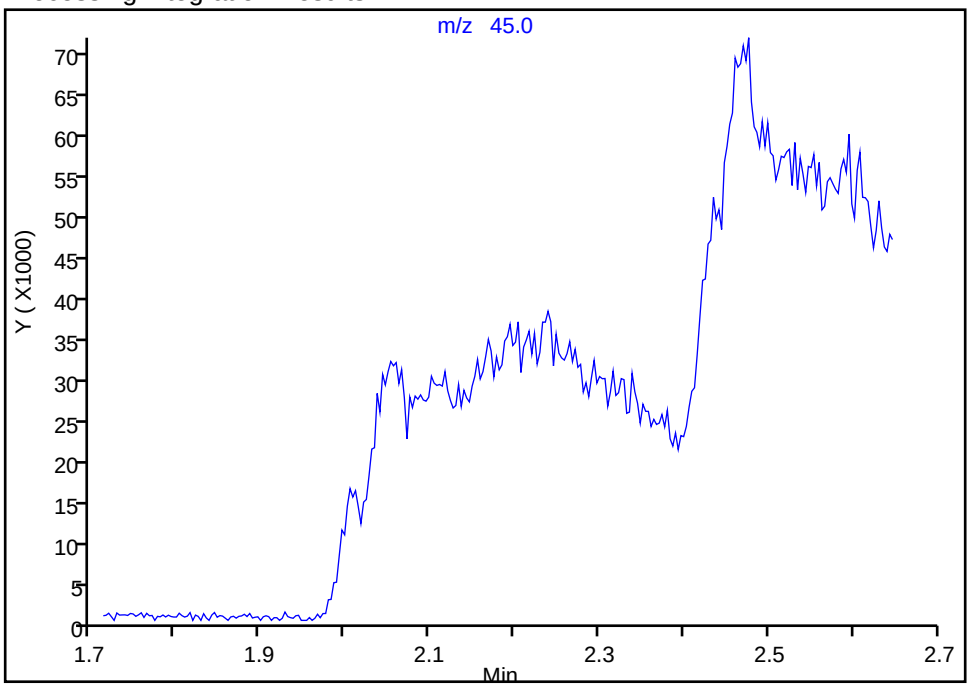

RT: 2.24
Area: 680826
Amount: 2387.6120
Amount Units: ug/l

Manual Integration Results

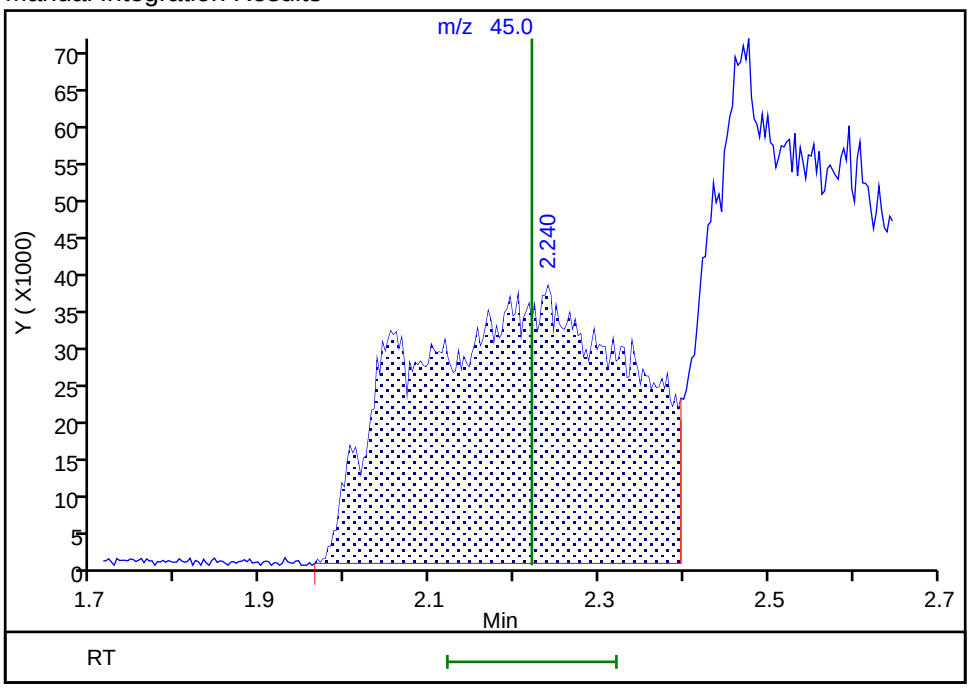

Reviewer: K4WN, 29-Oct-2022 00:37:27
Audit Action: Assigned Compound ID Audit Reason: Incomplete Integration

Manual Integration/User Assign Peak Report

Eurofins Lancaster Laboratories Environment Testing, LLC

Data File:	\\chromfs\Lancaster\ChromData\9137\20221027-69757.b\WC27X11.D				
Injection Date:	27-Oct-2022 16:07:30	Instrument ID:	9137		
Lims ID:	IC v100				
Client ID:					
Operator ID:	lcp00895	ALS Bottle#:	11	Worklist Smp#:	12
Purge Vol:	5.000 mL	Dil. Factor:	1.0000		
Method:	MSVoa_9137	Limit Group:	MSV - 8260C_D		
Column:	Rxi-624Sil MS Capillary Column (0.25 mm)	Detector	MS Quad		

18 Acrolein, CAS: 107-02-8

Signal: 1

Processing Integration Results

RT: 2.25
Area: 2649860
Amount: 707.0416
Amount Units: ug/l

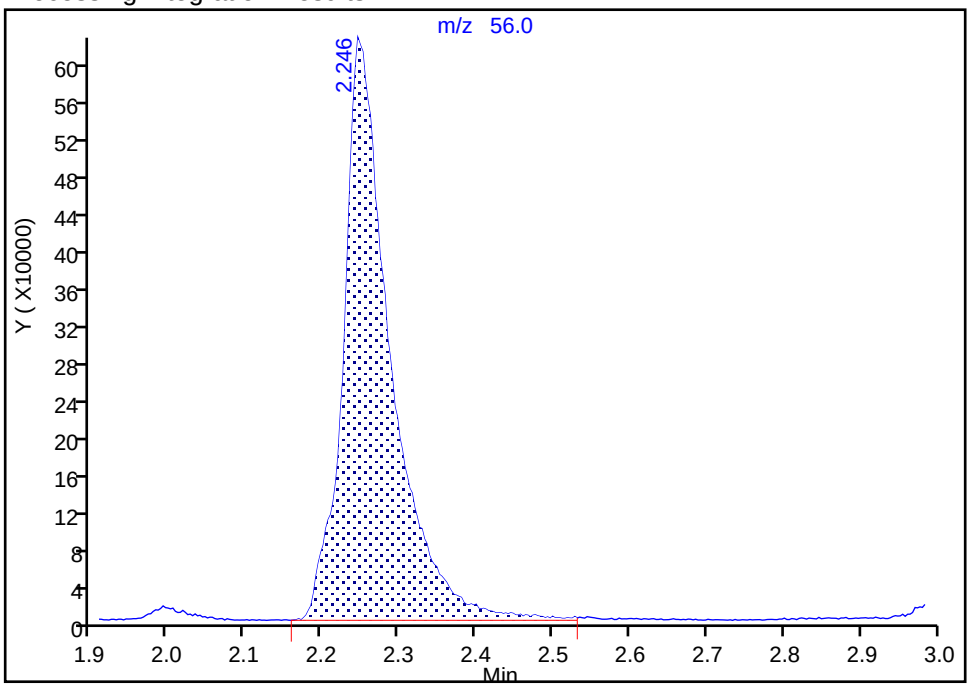

Manual Integration Results

RT: 2.25
Area: 2668722
Amount: 764.5069
Amount Units: ug/l

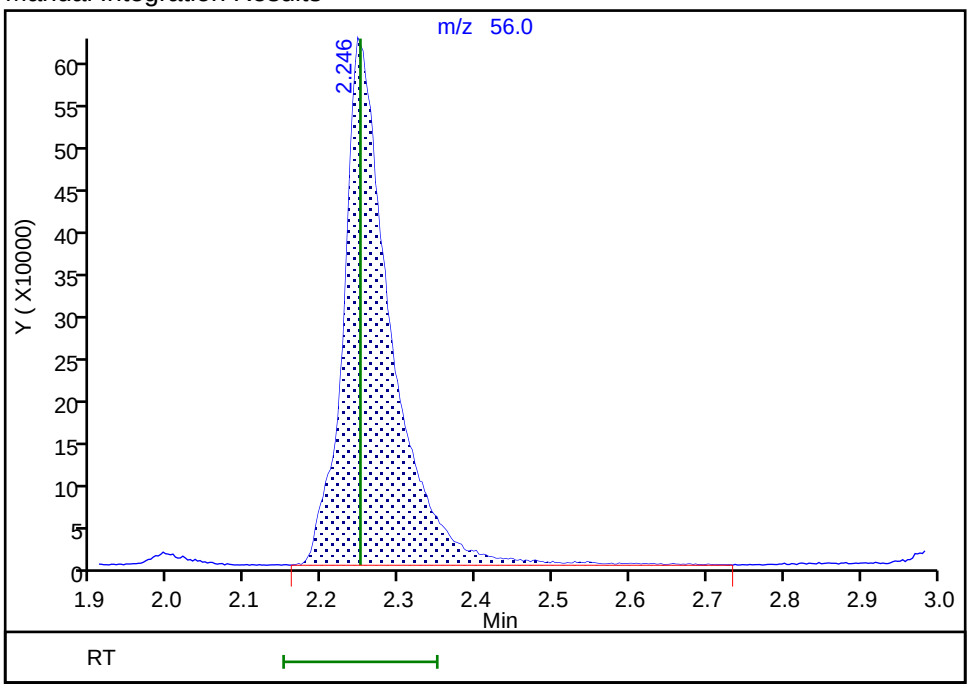

Reviewer: K4WN, 29-Oct-2022 00:55:10

Audit Action: Assigned New Baseline Audit Reason: Incomplete Integration

Manual Integration/User Assign Peak Report

Eurofins Lancaster Laboratories Environment Testing, LLC

Data File:	\\chromfs\Lancaster\ChromData\9137\20221027-69757.b\WC27X11.D				
Injection Date:	27-Oct-2022 16:07:30	Instrument ID:	9137		
Lims ID:	IC v100				
Client ID:					
Operator ID:	lcp00895	ALS Bottle#:	11	Worklist Smp#:	12
Purge Vol:	5.000 mL	Dil. Factor:	1.0000		
Method:	MSVoa_9137	Limit Group:	MSV - 8260C_D		
Column:	Rxi-624Sil MS Capillary Column (0.25 mm)	Detector	MS Quad		

23 Isopropyl alcohol, CAS: 67-63-0

Signal: 1

Processing Integration Results

RT: 2.48
Area: 1058880
Amount: 721.5836
Amount Units: ug/l

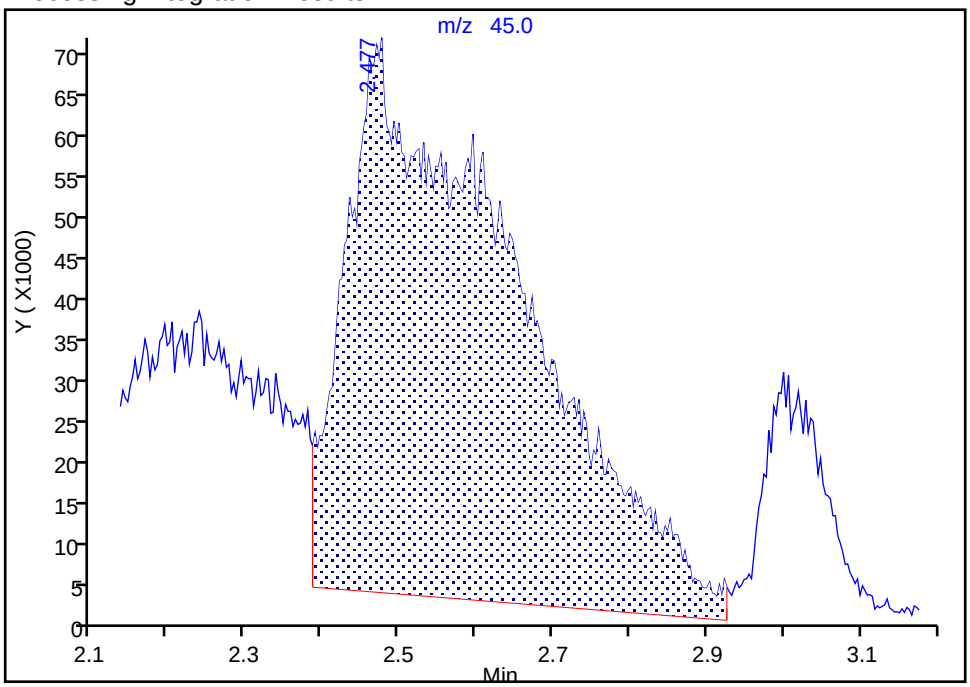

Manual Integration Results

RT: 2.48
Area: 1102986
Amount: 521.6729
Amount Units: ug/l

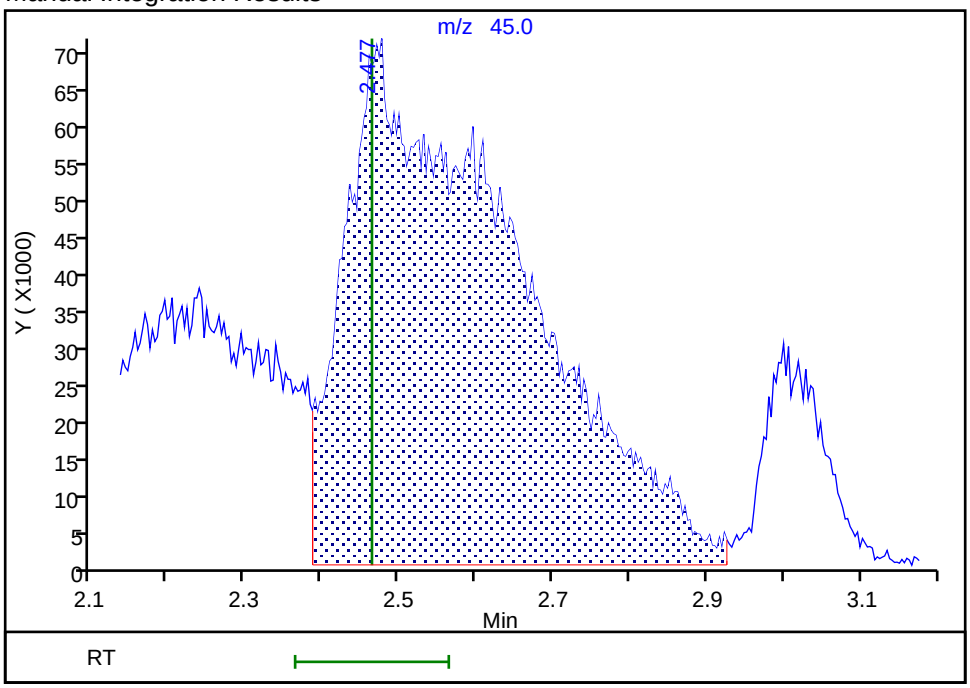

Reviewer: K4WN, 29-Oct-2022 00:37:58
Audit Action: Assigned New Baseline Audit Reason: Incomplete Integration

Eurofins Lancaster Laboratories Environment Testing, LLC
Target Compound Quantitation Report

Data File: \\chromfs\Lancaster\ChromData\9137\20221027-69757.b\WC27X12.D
Lims ID: ICIS v50
Client ID:
Sample Type: ICIS Calib Level: 5
Inject. Date: 27-Oct-2022 16:27:30 ALS Bottle#: 12 Worklist Smp#: 13
Purge Vol: 5.000 mL Dil. Factor: 1.0000
Sample Info: 410-0069757-013
Misc. Info.: ICIS V50
Operator ID: lcp00895 Instrument ID: 9137
Sublist: chrom-MSVoa_9137*sub28

Method: \\chromfs\Lancaster\ChromData\9137\20221027-69757.b\MSVoa_9137.m
Limit Group: MSV - 8260C_D
Last Update: 29-Oct-2022 01:14:47 Calib Date: 27-Oct-2022 17:46:30
Integrator: RTE ID Type: Deconvolution ID
Quant Method: Internal Standard Quant By: Initial Calibration
Last ICal File: \\chromfs\Lancaster\ChromData\9137\20221027-69757.b\WC27X16.D

Column 1 : Rxi-624Sil MS Capillary Column (0.25 mm) Det: MS Quad
Process Host: CTX1618

First Level Reviewer: K4WN Date: 29-Oct-2022 00:40:22

Compound	Sig	RT (min.)	Exp RT (min.)	Dlt RT (min.)	Q	Response	Cal Amt ug/l	OnCol Amt ug/l	Flags
5 Dichlorodifluoromethane	85	1.316	1.316	0.000	99	820919	50.0	46.2	M
6 Chloromethane	50	1.447	1.447	0.000	100	930603	50.0	50.4	
7 Vinyl chloride	62	1.514	1.514	0.000	93	876213	50.0	49.9	
8 Butadiene	39	1.521	1.521	0.000	92	828906	50.0	47.1	
10 Bromomethane	94	1.746	1.746	0.000	91	493663	50.0	48.9	
11 Chloroethane	64	1.781	1.781	0.000	99	430107	50.0	49.1	
12 Dichlorofluoromethane	67	1.935	1.935	0.000	97	990279	50.0	49.0	
13 Pentane	43	1.986	1.986	0.000	97	725550	50.0	48.9	
14 Trichlorofluoromethane	101	1.993	1.993	0.000	76	877853	50.0	50.2	
17 1,2-Dichloro-1,1,2-trifluoroetha	67	2.172	2.172	0.000	96	539492	50.0	45.3	
16 Ethanol	45	2.220	2.220	0.000	39	360529	1250.0	1284.2	a
18 Acrolein	56	2.249	2.249	0.000	100	1792076	500.0	521.4	
19 1,1-Dichloroethene	96	2.339	2.339	0.000	98	393335	50.0	49.5	
20 Acetone	58	2.368	2.368	0.000	87	187723	100.0	97.8	
21 1,1,2-Trichloro-1,2,2-trifluoroe	101	2.374	2.374	0.000	93	448815	50.0	53.0	
23 Isopropyl alcohol	45	2.464	2.464	0.000	39	509694	250.0	244.9	M
22 Iodomethane	142	2.468	2.468	0.000	98	619840	50.0	51.3	
24 Carbon disulfide	76	2.538	2.538	0.000	99	1238460	50.0	51.6	
25 3-Chloro-1-propene	41	2.641	2.641	0.000	92	722239	50.0	51.1	
27 Methyl acetate	43	2.654	2.654	0.000	99	583190	50.0	50.5	
28 Methylene Chloride	84	2.744	2.744	0.000	95	432882	50.0	48.7	
* 29 t-Butyl alcohol-d10 (IS)	65	2.849	2.849	0.000	83	746464	250.0	250.0	
30 2-Methyl-2-propanol	59	2.907	2.907	0.000	98	873513	250.0	254.8	
31 Acrylonitrile	53	2.965	2.965	0.000	100	770888	125.0	125.4	
33 trans-1,2-Dichloroethene	96	2.994	2.994	0.000	98	403884	50.0	50.9	
32 Methyl tert-butyl ether	73	3.000	3.000	0.000	97	1389284	50.0	50.7	
34 Hexane	57	3.251	3.251	0.000	93	573793	50.0	49.5	
35 1,1-Dichloroethane	63	3.382	3.382	0.000	97	747824	50.0	51.1	
37 Isopropyl ether	45	3.453	3.453	0.000	95	1493472	50.0	50.9	
38 2-Chloro-1,3-butadiene	53	3.472	3.472	0.000	93	682901	50.0	50.5	

Compound	Sig	RT (min.)	Exp RT (min.)	Dlt RT (min.)	Q	Response	Cal Amt ug/l	OnCol Amt ug/l	Flags
39 Tert-butyl ethyl ether	59	3.793	3.793	0.000	98	1418797	50.0	51.0	
40 cis-1,2-Dichloroethene	96	3.931	3.931	0.000	84	434017	50.0	50.3	
42 2,2-Dichloropropane	77	3.950	3.950	0.000	77	720637	50.0	49.6	
41 2-Butanone (MEK)	43	3.950	3.950	0.000	98	891970	100.0	101.5	
44 Propionitrile	54	4.011	4.011	0.000	99	719432	250.0	246.6	
45 Methacrylonitrile	67	4.146	4.146	0.000	92	708607	125.0	126.7	
46 Chlorobromomethane	128	4.168	4.168	0.000	98	199031	50.0	49.6	
47 Tetrahydrofuran	71	4.213	4.213	0.000	90	546635	250.0	241.6	
48 Chloroform	83	4.245	4.245	0.000	95	677874	50.0	49.6	
$ 50 Dibromofluoromethane (Surr)	113	4.403	4.403	0.000	93	322484	50.0	50.0	
51 1,1,1-Trichloroethane	97	4.438	4.438	0.000	93	681355	50.0	50.4	
52 Cyclohexane	56	4.499	4.499	0.000	93	913036	50.0	51.5	
53 1,1-Dichloropropene	75	4.589	4.589	0.000	95	592671	50.0	50.7	
54 Carbon tetrachloride	117	4.595	4.595	0.000	97	546455	50.0	52.1	
$ 56 1,2-Dichloroethane-d4 (Surr)	102	4.733	4.733	0.000	94	87397	50.0	50.6	
55 Isobutyl alcohol	41	4.739	4.739	0.000	95	611993	625.0	616.5	
57 Benzene	78	4.797	4.797	0.000	97	1746274	50.0	51.2	
58 1,2-Dichloroethane	62	4.807	4.807	0.000	96	534907	50.0	50.9	
60 Tert-amyl methyl ether	73	4.919	4.919	0.000	98	1368403	50.0	51.2	
* 61 Fluorobenzene (IS)	96	5.073	5.073	0.000	97	1392317	50.0	50.0	
62 n-Heptane	43	5.083	5.083	0.000	70	547201	50.0	51.5	
63 n-Butanol	56	5.394	5.394	0.000	89	552036	625.0	643.6	
64 Trichloroethene	95	5.449	5.449	0.000	98	424990	50.0	51.3	
65 Methylcyclohexane	83	5.664	5.664	0.000	93	737751	50.0	52.3	
66 1,2-Dichloropropane	63	5.683	5.683	0.000	97	459227	50.0	51.1	
67 2-ethoxy-2-methyl butane	87	5.725	5.725	0.000	91	618884	50.0	50.7	
68 Dibromomethane	93	5.795	5.795	0.000	97	268025	50.0	50.6	
69 Methyl methacrylate	69	5.814	5.814	0.000	94	443105	50.0	51.0	
70 1,4-Dioxane	88	5.818	5.818	0.000	32	134681	625.0	667.7	
72 Dichlorobromomethane	83	5.968	5.968	0.000	99	499996	50.0	50.5	
74 2-Nitropropane	41	6.206	6.206	0.000	97	1020702	250.0	245.5	
75 2-Chloroethyl vinyl ether	63	6.296	6.296	0.000	90	354964	50.0	53.9	
77 cis-1,3-Dichloropropene	75	6.447	6.447	0.000	96	681750	50.0	52.4	
78 4-Methyl-2-pentanone (MIBK)	43	6.626	6.626	0.000	97	1831210	100.0	108.2	
$ 79 Toluene-d8 (Surr)	98	6.739	6.739	0.000	93	1408544	50.0	49.8	
80 Toluene	92	6.812	6.812	0.000	98	1053635	50.0	51.3	
81 trans-1,3-Dichloropropene	75	7.056	7.056	0.000	95	612673	50.0	51.1	
83 Ethyl methacrylate	69	7.175	7.175	0.000	92	734796	50.0	53.3	
84 1,1,2-Trichloroethane	97	7.252	7.252	0.000	90	370758	50.0	48.6	
86 Tetrachloroethene	166	7.400	7.400	0.000	97	409481	50.0	52.1	
87 1,3-Dichloropropane	76	7.422	7.422	0.000	93	651709	50.0	51.0	
90 2-Hexanone	43	7.525	7.525	0.000	97	1267704	100.0	109.0	
91 Chlorodibromomethane	129	7.647	7.647	0.000	90	370265	50.0	51.2	
93 Ethylene Dibromide	107	7.749	7.749	0.000	97	397744	50.0	52.3	
* 94 Chlorobenzene-d5 (IS)	117	8.192	8.192	0.000	87	1069167	50.0	50.0	
95 1-Chlorohexane	91	8.215	8.215	0.000	96	544314	50.0	49.1	
96 Chlorobenzene	112	8.218	8.218	0.000	94	1057331	50.0	50.6	
97 1,1,1,2-Tetrachloroethane	131	8.298	8.298	0.000	96	404176	50.0	51.5	
98 Ethylbenzene	91	8.324	8.324	0.000	98	2023739	50.0	52.2	
99 m-Xylene & p-Xylene	106	8.430	8.430	0.000	99	1517465	100.0	104.2	
100 o-Xylene	106	8.767	8.767	0.000	97	781165	50.0	50.9	
101 Styrene	104	8.779	8.779	0.000	95	1261068	50.0	52.8	

Compound	Sig	RT (min.)	Exp RT (min.)	Dlt RT (min.)	Q	Response	Cal Amt ug/l	OnCol Amt ug/l	Flags
102 Bromoform	173	8.921	8.921	0.000	97	290913	50.0	53.8	
103 Isopropylbenzene	105	9.075	9.075	0.000	96	2033265	50.0	52.9	
105 Cyclohexanone	55	9.142	9.142	0.000	94	624328	625.0	692.7	
$ 106 4-Bromofluorobenzene (Surr)	95	9.187	9.187	0.000	88	544213	50.0	49.4	
107 Bromobenzene	156	9.306	9.306	0.000	95	432721	50.0	51.6	
108 1,1,2,2-Tetrachloroethane	83	9.309	9.309	0.000	94	719087	50.0	51.3	
109 1,2,3-Trichloropropane	110	9.338	9.338	0.000	84	201533	50.0	50.1	
110 trans-1,4-Dichloro-2-butene	53	9.351	9.351	0.000	96	551079	125.0	128.1	
111 N-Propylbenzene	91	9.399	9.399	0.000	99	2268708	50.0	53.5	
112 2-Chlorotoluene	126	9.460	9.460	0.000	96	442679	50.0	51.4	
113 1,3,5-Trimethylbenzene	105	9.534	9.534	0.000	95	1648496	50.0	53.1	
114 4-Chlorotoluene	126	9.543	9.543	0.000	99	429925	50.0	50.9	
116 tert-Butylbenzene	134	9.781	9.781	0.000	94	310343	50.0	54.4	
118 1,2,4-Trimethylbenzene	105	9.813	9.813	0.000	98	1682572	50.0	52.8	
119 sec-Butylbenzene	105	9.941	9.941	0.000	94	1916287	50.0	53.7	
141 1,3-Dichlorobenzene	146	10.018	10.018	0.000	98	805329	50.0	51.2	
143 4-Isopropyltoluene	119	10.047	10.047	0.000	97	1632249	50.0	53.8	
* 144 1,4-Dichlorobenzene-d4	152	10.063	10.063	0.000	97	576823	50.0	50.0	
145 1,4-Dichlorobenzene	146	10.082	10.082	0.000	95	831765	50.0	50.6	
146 1,2,3-Trimethylbenzene	105	10.121	10.121	0.000	99	1754239	50.0	53.3	
147 Benzyl chloride	91	10.179	10.179	0.000	99	1449263	50.0	52.8	
148 1,3-Diethylbenzene	119	10.259	10.259	0.000	95	977973	50.0	53.5	a
149 p-Diethylbenzene	119	10.320	10.320	0.000	95	982712	50.0	53.2	
150 n-Butylbenzene	92	10.336	10.336	0.000	98	816271	50.0	53.9	
151 1,2-Dichlorobenzene	146	10.345	10.345	0.000	97	845336	50.0	52.3	
152 o-diethylbenzene	119	10.403	10.403	0.000	96	811501	50.0	52.9	
153 1,2-Dibromo-3-Chloropropane	75	10.881	10.881	0.000	84	198700	50.0	50.5	
154 1,3,5-Trichlorobenzene	180	11.029	11.029	0.000	97	567341	50.0	52.1	
156 1,2,4-Trichlorobenzene	180	11.440	11.440	0.000	94	571707	50.0	52.8	
157 Hexachlorobutadiene	225	11.549	11.549	0.000	97	210437	50.0	55.9	
158 Naphthalene	128	11.600	11.600	0.000	97	2485699	50.0	52.1	
159 1,2,3-Trichlorobenzene	180	11.757	11.757	0.000	95	596085	50.0	52.7	
160 2-Methylnaphthalene	142	12.322	12.322	0.000	94	1381609	50.0	53.1	

QC Flag Legend

Processing Flags

Review Flags

M - Manually Integrated

a - User Assigned ID

Reagents:

MSV_CCV_VOC#1_00094	Amount Added: 5.00	Units: uL	
MSV_CCV_CYC_00004	Amount Added: 10.00	Units: uL	
MSV_CCV_VOC#3_00094	Amount Added: 4.00	Units: uL	
MSV_CCV_2CEVE_00090	Amount Added: 5.00	Units: uL	
MSV_CCV_ETOH_00003	Amount Added: 10.00	Units: uL	
MSV_CCV_GASES_00292	Amount Added: 2.50	Units: uL	
MSV_Cent_ISSS_00013	Amount Added: 5.00	Units: uL	Run Reagent

Report Date: 29-Oct-2022 01:14:47 Chrom Revision: 2.3 25-Oct-2022 11:16:06

Eurofins Lancaster Laboratories Environment Testing, LLC

Data File:	\\chromfs\Lancaster\ChromData\9137\20221027-69757.b\WC27X12.D				
Injection Date:	27-Oct-2022 16:27:30	Instrument ID:	9137	Operator ID:	lcp00895
Lims ID:	ICIS v50			Worklist Smp#:	13
Client ID:					
Purge Vol:	5.000 mL	Dil. Factor:	1.0000	ALS Bottle#:	12
Method:	MSVoa_9137	Limit Group:	MSV - 8260C_D		

Column: Rxi-624Sil MS Capillary Column (0.25 mm) Y Scaling: Method Defined: Scale to the Nth Largest Target: 1

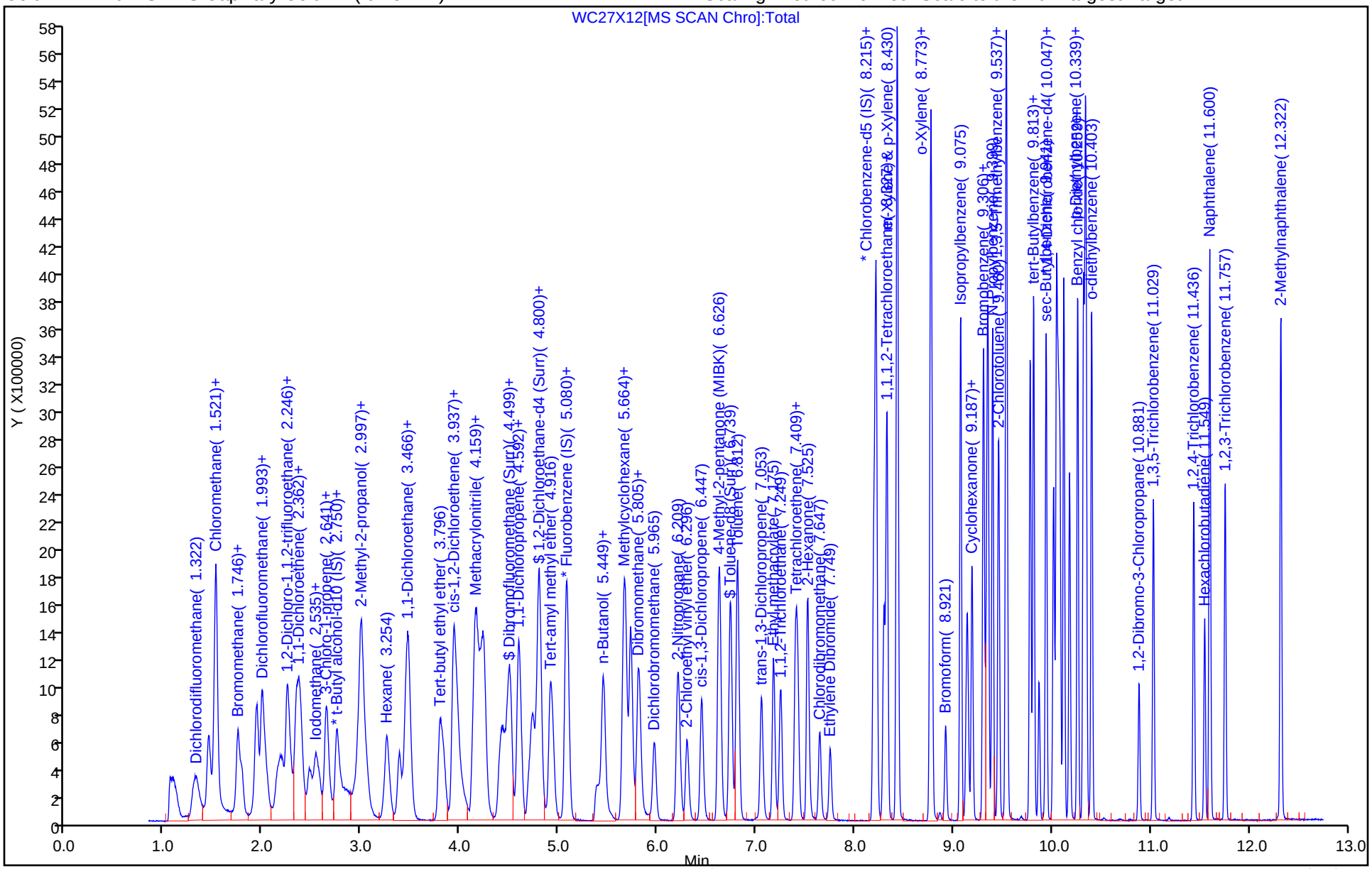

Manual Integration/User Assign Peak Report

Eurofins Lancaster Laboratories Environment Testing, LLC

Data File:	\\chromfs\Lancaster\ChromData\9137\20221027-69757.b\WC27X12.D				
Injection Date:	27-Oct-2022 16:27:30	Instrument ID:	9137		
Lims ID:	ICIS v50				
Client ID:					
Operator ID:	lcp00895	ALS Bottle#:	12	Worklist Smp#:	13
Purge Vol:	5.000 mL	Dil. Factor:	1.0000		
Method:	MSVoa_9137	Limit Group:	MSV - 8260C_D		
Column:	Rxi-624Sil MS Capillary Column (0.25 mm)	Detector	MS Quad		

5 Dichlorodifluoromethane, CAS: 75-71-8

Signal: 1

Processing Integration Results

RT: 1.32
Area: 807051
Amount: 49.732799
Amount Units: ug/l

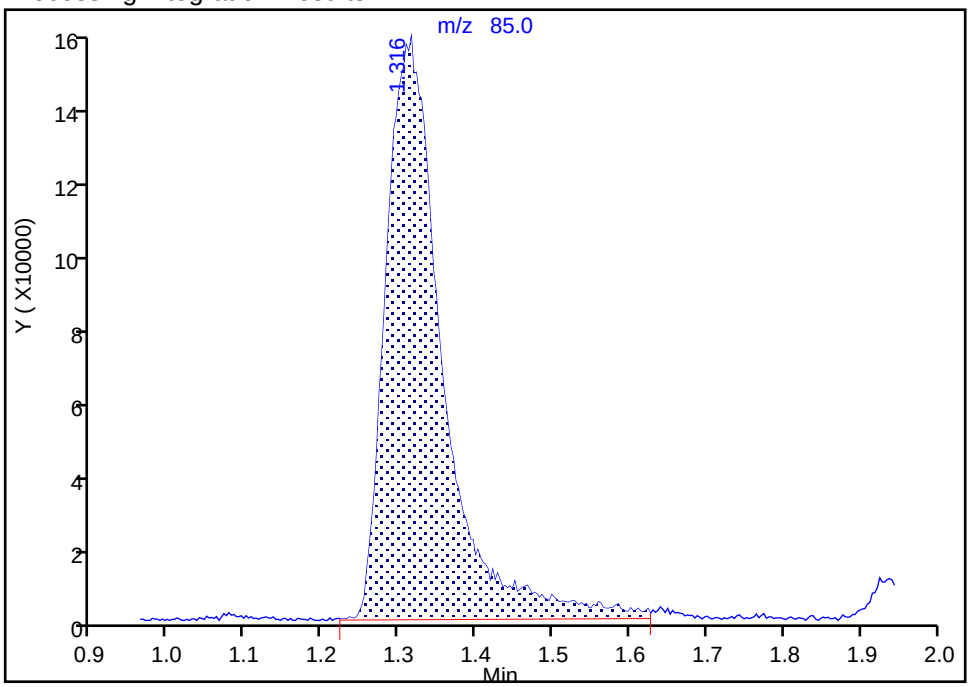

Manual Integration Results

RT: 1.32
Area: 820919
Amount: 46.206672
Amount Units: ug/l

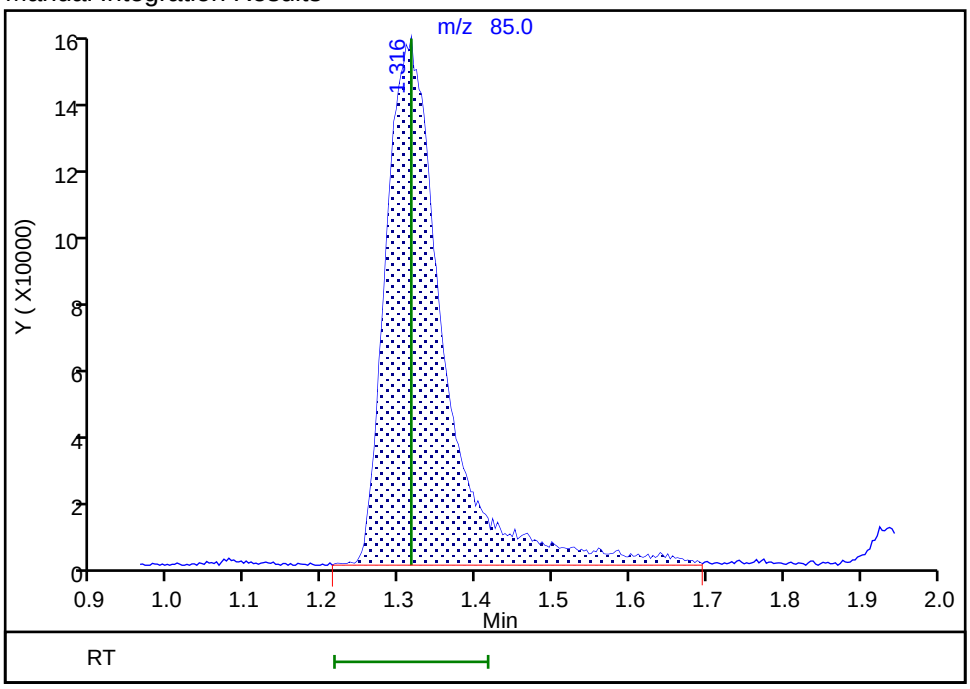

Reviewer: K4WN, 29-Oct-2022 00:39:01
Audit Action: Assigned New Baseline Audit Reason: Incomplete Integration

Manual Integration/User Assign Peak Report

Eurofins Lancaster Laboratories Environment Testing, LLC

Data File:	\\chromfs\Lancaster\ChromData\9137\20221027-69757.b\WC27X12.D				
Injection Date:	27-Oct-2022 16:27:30	Instrument ID:	9137		
Lims ID:	ICIS v50				
Client ID:					
Operator ID:	lcp00895	ALS Bottle#:	12	Worklist Smp#:	13
Purge Vol:	5.000 mL	Dil. Factor:	1.0000		
Method:	MSVoa_9137	Limit Group:	MSV - 8260C_D		
Column:	Rxi-624Sil MS Capillary Column (0.25 mm)	Detector	MS Quad		

16 Ethanol, CAS: 64-17-5

Signal: 1

Not Detected
Expected RT: 2.22

Processing Integration Results

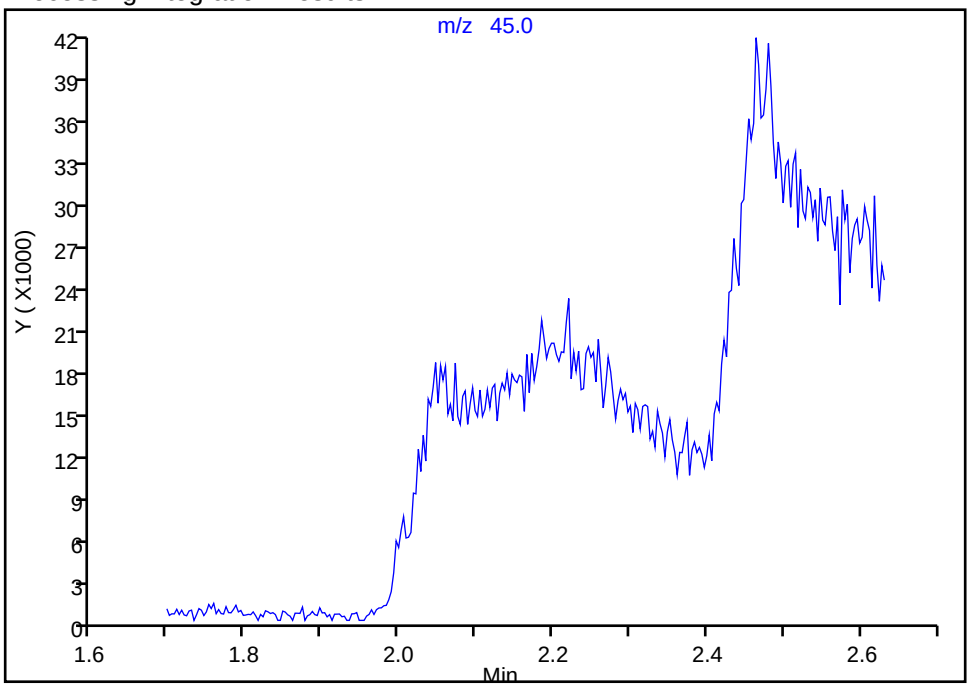

Manual Integration Results

RT: 2.22
Area: 360529
Amount: 1284.2010
Amount Units: ug/l

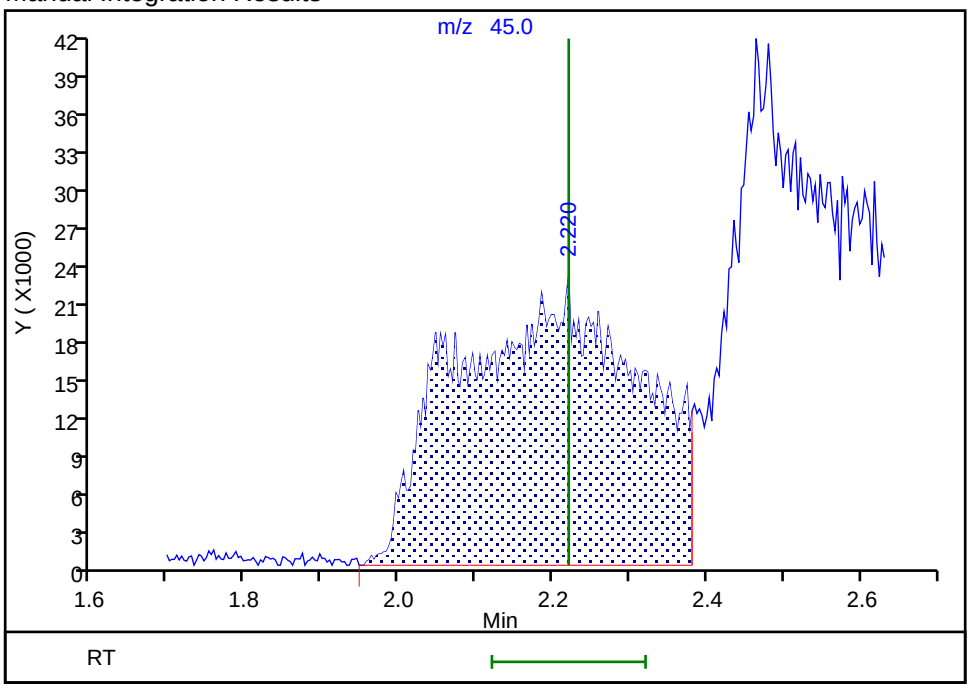

Reviewer: K4WN, 29-Oct-2022 00:39:07
Audit Action: Assigned Compound ID Audit Reason: Incomplete Integration

Manual Integration/User Assign Peak Report

Eurofins Lancaster Laboratories Environment Testing, LLC

Data File:	\\chromfs\Lancaster\ChromData\9137\20221027-69757.b\WC27X12.D				
Injection Date:	27-Oct-2022 16:27:30	Instrument ID:	9137		
Lims ID:	ICIS v50				
Client ID:					
Operator ID:	lcp00895	ALS Bottle#:	12	Worklist Smp#:	13
Purge Vol:	5.000 mL	Dil. Factor:	1.0000		
Method:	MSVoa_9137	Limit Group:	MSV - 8260C_D		
Column:	Rxi-624Sil MS Capillary Column (0.25 mm)	Detector	MS Quad		

23 Isopropyl alcohol, CAS: 67-63-0

Signal: 1

Processing Integration Results

RT: 2.46
Area: 285390
Amount: 195.9386
Amount Units: ug/l

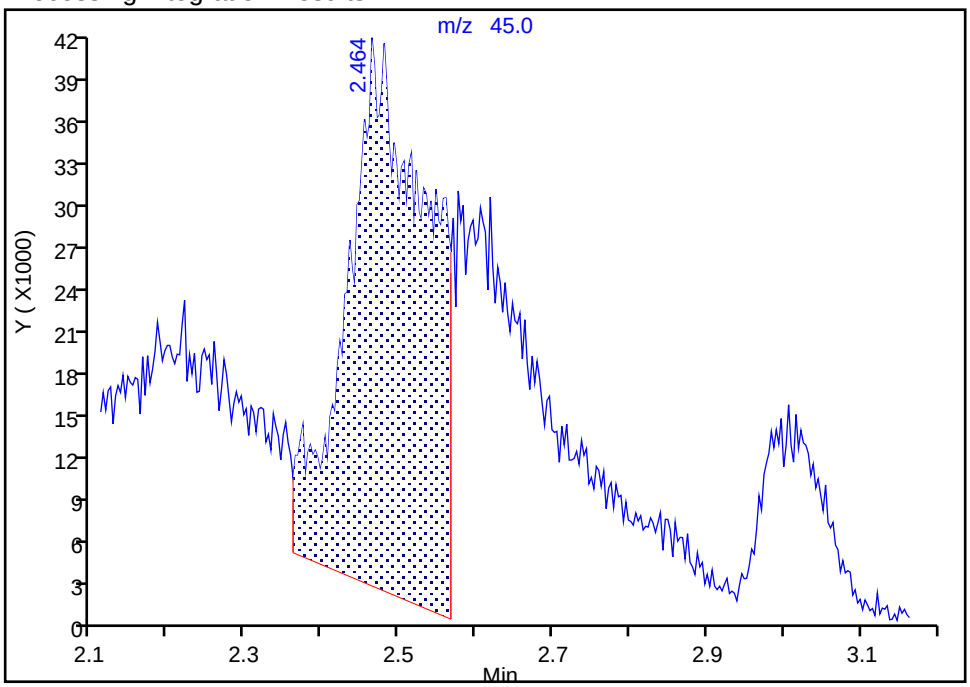

Manual Integration Results

RT: 2.46
Area: 509694
Amount: 244.8516
Amount Units: ug/l

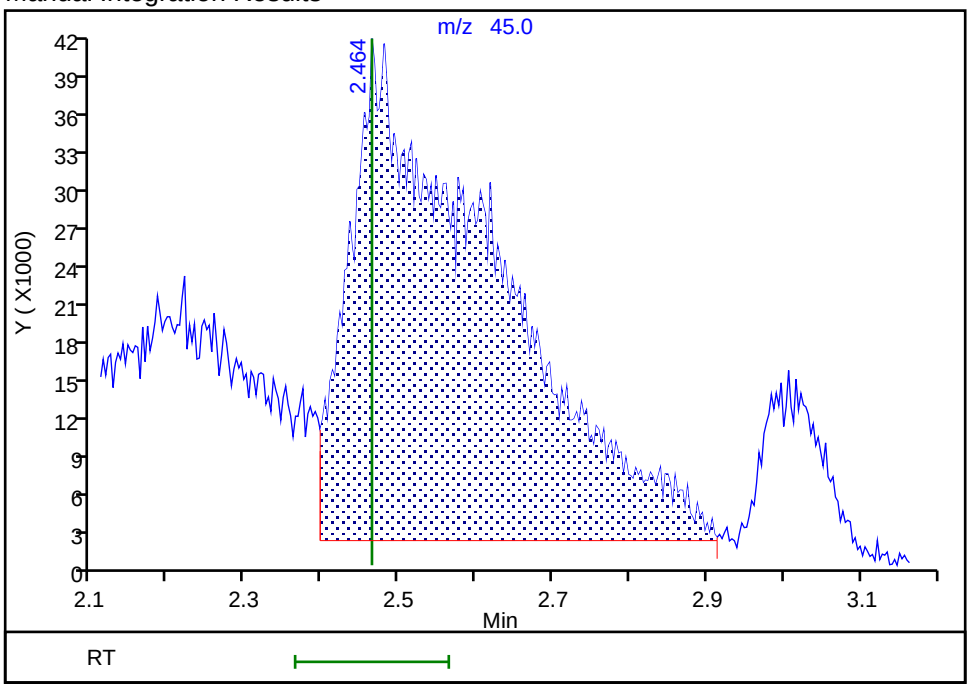

Reviewer: K4WN, 29-Oct-2022 00:39:37
Audit Action: Assigned New Baseline Audit Reason: Incomplete Integration

Manual Integration/User Assign Peak Report

Eurofins Lancaster Laboratories Environment Testing, LLC

Data File:	\\chromfs\Lancaster\ChromData\9137\20221027-69757.b\WC27X12.D				
Injection Date:	27-Oct-2022 16:27:30	Instrument ID:	9137		
Lims ID:	ICIS v50				
Client ID:					
Operator ID:	lcp00895	ALS Bottle#:	12	Worklist Smp#:	13
Purge Vol:	5.000 mL	Dil. Factor:	1.0000		
Method:	MSVoa_9137	Limit Group:	MSV - 8260C_D		
Column:	Rxi-624Sil MS Capillary Column (0.25 mm)	Detector	MS Quad		

148 1,3-Diethylbenzene, CAS: 141-93-5

Signal: 1

Not Detected
Expected RT: 10.26

Processing Integration Results

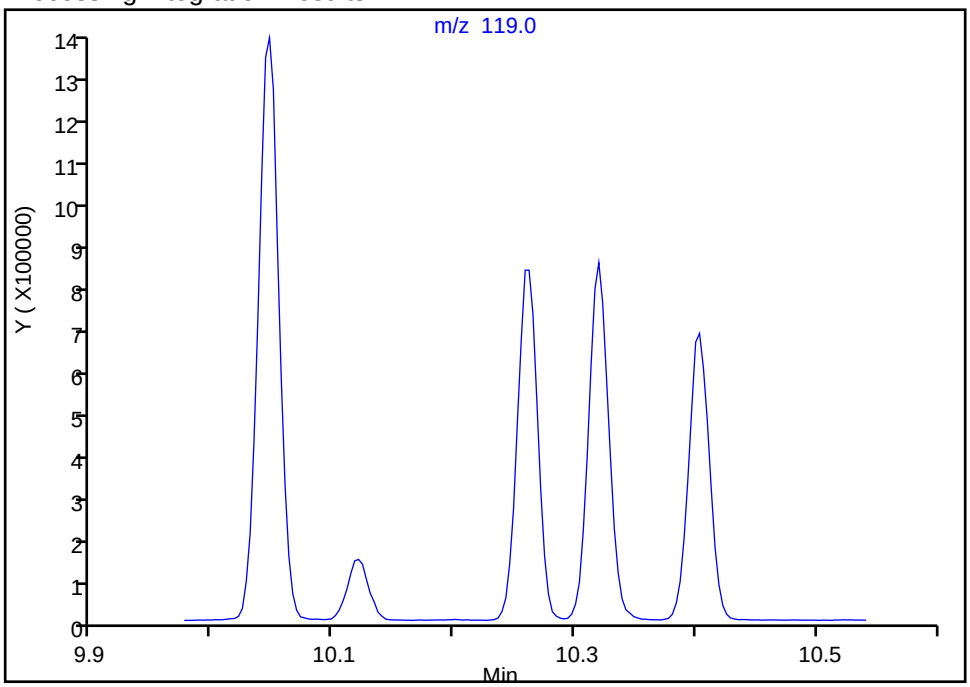

Manual Integration Results

RT: 10.26
Area: 977973
Amount: 53.495515
Amount Units: ug/l

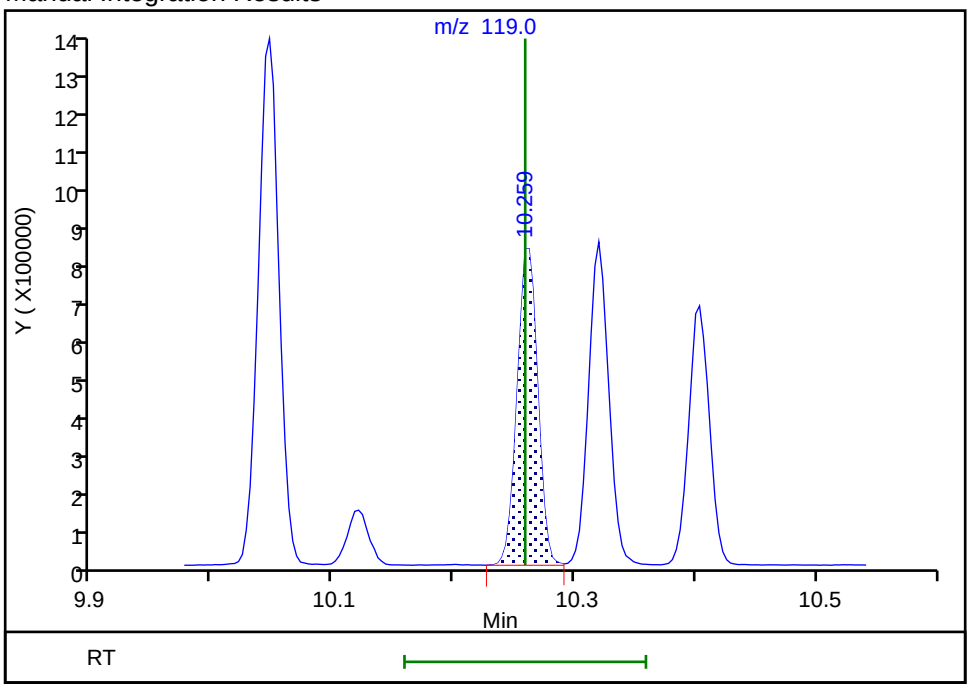

Reviewer: K4WN, 29-Oct-2022 00:40:14
Audit Action: Assigned Compound ID Audit Reason: Incomplete Integration

Eurofins Lancaster Laboratories Environment Testing, LLC
Target Compound Quantitation Report

Data File: \\chromfs\Lancaster\ChromData\9137\20221027-69757.b\WC27X13.D
Lims ID: IC v20
Client ID:
Sample Type: IC Calib Level: 4
Inject. Date: 27-Oct-2022 16:46:30 ALS Bottle#: 13 Worklist Smp#: 14
Purge Vol: 5.000 mL Dil. Factor: 1.0000
Sample Info: 410-0069757-014
Misc. Info.: IC V20
Operator ID: lcp00895 Instrument ID: 9137
Sublist: chrom-MSVoa_9137*sub28

Method: \\chromfs\Lancaster\ChromData\9137\20221027-69757.b\MSVoa_9137.m
Limit Group: MSV - 8260C_D
Last Update: 29-Oct-2022 01:14:52 Calib Date: 27-Oct-2022 17:46:30
Integrator: RTE ID Type: Deconvolution ID
Quant Method: Internal Standard Quant By: Initial Calibration
Last ICal File: \\chromfs\Lancaster\ChromData\9137\20221027-69757.b\WC27X16.D

Column 1 : Rxi-624Sil MS Capillary Column (0.25 mm) Det: MS Quad
Process Host: CTX1618

First Level Reviewer: K4WN Date: 29-Oct-2022 00:42:11

Compound	Sig	RT (min.)	Exp RT (min.)	Dlt RT (min.)	Q	Response	Cal Amt ug/l	OnCol Amt ug/l	Flags
5 Dichlorodifluoromethane	85	1.303	1.316	-0.013	97	323573	20.0	18.2	M
6 Chloromethane	50	1.437	1.447	-0.010	99	346149	20.0	18.7	
7 Vinyl chloride	62	1.515	1.514	0.000	89	346466	20.0	19.7	
8 Butadiene	39	1.515	1.521	-0.007	96	332369	20.0	18.9	
10 Bromomethane	94	1.736	1.746	-0.010	90	196531	20.0	19.5	
11 Chloroethane	64	1.778	1.781	-0.003	100	171054	20.0	19.5	
12 Dichlorofluoromethane	67	1.925	1.935	-0.010	98	391693	20.0	19.4	
13 Pentane	43	1.986	1.986	0.000	97	302574	20.0	20.4	
14 Trichlorofluoromethane	101	1.989	1.993	-0.004	75	341847	20.0	19.6	
17 1,2-Dichloro-1,1,2-trifluoroetha	67	2.172	2.172	0.000	95	223838	20.0	18.8	
16 Ethanol	45	2.188	2.220	-0.032	27	265630	1000.0	940.9	M
18 Acrolein	56	2.243	2.249	-0.006	99	719847	200.0	208.3	
19 1,1-Dichloroethene	96	2.333	2.339	-0.006	97	151395	20.0	19.1	
20 Acetone	58	2.368	2.368	0.000	91	84473	40.0	43.8	
21 1,1,2-Trichloro-1,2,2-trifluoroe	101	2.374	2.374	0.000	94	174962	20.0	20.7	
23 Isopropyl alcohol	45	2.464	2.464	0.000	41	409133	200.0	195.5	M
22 Iodomethane	142	2.461	2.468	-0.007	97	246657	20.0	20.4	
24 Carbon disulfide	76	2.538	2.538	0.000	99	490588	20.0	20.4	
25 3-Chloro-1-propene	41	2.634	2.641	-0.007	92	268636	20.0	19.0	
27 Methyl acetate	43	2.654	2.654	0.000	98	246044	20.0	21.3	
28 Methylene Chloride	84	2.744	2.744	0.000	95	175356	20.0	19.7	
* 29 t-Butyl alcohol-d10 (IS)	65	2.849	2.849	0.000	85	750620	250.0	250.0	
30 2-Methyl-2-propanol	59	2.920	2.907	0.013	97	692531	200.0	200.9	
31 Acrylonitrile	53	2.962	2.965	-0.003	99	308528	50.0	50.2	
33 trans-1,2-Dichloroethene	96	2.991	2.994	-0.003	97	159104	20.0	20.1	
32 Methyl tert-butyl ether	73	2.987	3.000	-0.013	96	547641	20.0	20.0	
34 Hexane	57	3.251	3.251	0.001	95	231030	20.0	19.9	
35 1,1-Dichloroethane	63	3.382	3.382	0.000	96	301312	20.0	20.6	
37 Isopropyl ether	45	3.453	3.453	0.000	97	595228	20.0	20.3	
38 2-Chloro-1,3-butadiene	53	3.466	3.472	-0.006	91	276005	20.0	20.4	

Compound	Sig	RT (min.)	Exp RT (min.)	Dlt RT (min.)	Q	Response	Cal Amt ug/l	OnCol Amt ug/l	Flags
39 Tert-butyl ethyl ether	59	3.796	3.793	0.003	98	560543	20.0	20.2	
40 cis-1,2-Dichloroethene	96	3.931	3.931	0.000	86	173651	20.0	20.1	
42 2,2-Dichloropropane	77	3.953	3.950	0.003	86	287961	20.0	19.8	
41 2-Butanone (MEK)	43	3.947	3.950	-0.003	97	361873	40.0	41.2	
44 Propionitrile	54	3.998	4.011	-0.013	99	555237	200.0	189.2	
45 Methacrylonitrile	67	4.149	4.146	0.003	93	562961	100.0	100.8	
46 Chlorobromomethane	128	4.162	4.168	-0.006	94	79087	20.0	19.7	
47 Tetrahydrofuran	71	4.213	4.213	0.000	86	226588	100.0	99.6	
48 Chloroform	83	4.236	4.245	-0.009	93	272385	20.0	19.9	
$ 50 Dibromofluoromethane (Surr)	113	4.396	4.403	-0.006	93	326631	50.0	50.7	
51 1,1,1-Trichloroethane	97	4.435	4.438	-0.003	96	274126	20.0	20.3	
52 Cyclohexane	56	4.492	4.499	-0.007	94	366526	20.0	20.7	
53 1,1-Dichloropropene	75	4.589	4.589	0.000	94	236104	20.0	20.2	
54 Carbon tetrachloride	117	4.592	4.595	-0.003	89	213810	20.0	20.4	
$ 56 1,2-Dichloroethane-d4 (Surr)	102	4.730	4.733	-0.003	96	84867	50.0	49.2	
55 Isobutyl alcohol	41	4.736	4.739	-0.003	89	505747	500.0	506.6	
57 Benzene	78	4.797	4.797	0.000	96	698188	20.0	20.5	
58 1,2-Dichloroethane	62	4.804	4.807	-0.003	57	208096	20.0	19.8	
60 Tert-amyl methyl ether	73	4.916	4.919	-0.003	98	540363	20.0	20.2	
* 61 Fluorobenzene (IS)	96	5.070	5.073	-0.003	98	1391350	50.0	50.0	
62 n-Heptane	43	5.080	5.083	-0.003	92	222833	20.0	21.0	
63 n-Butanol	56	5.378	5.394	-0.016	89	666328	750.0	772.5	
64 Trichloroethene	95	5.445	5.449	-0.004	99	164490	20.0	19.9	
65 Methylcyclohexane	83	5.657	5.664	-0.007	93	297023	20.0	21.1	
66 1,2-Dichloropropane	63	5.680	5.683	-0.003	97	181849	20.0	20.2	
67 2-ethoxy-2-methyl butane	87	5.725	5.725	0.000	90	243863	20.0	20.0	
68 Dibromomethane	93	5.798	5.795	0.003	96	102367	20.0	19.4	
69 Methyl methacrylate	69	5.808	5.814	-0.006	94	170874	20.0	19.7	
70 1,4-Dioxane	88	5.811	5.818	-0.007	49	108219	500.0	533.6	
72 Dichlorobromomethane	83	5.965	5.968	-0.003	98	197749	20.0	20.0	
S 73 1,2-Dichloroethene, Total	100				0			40.2	
74 2-Nitropropane	41	6.203	6.206	-0.003	98	400493	100.0	95.8	
75 2-Chloroethyl vinyl ether	63	6.302	6.296	0.006	91	133150	20.0	20.2	
77 cis-1,3-Dichloropropene	75	6.443	6.447	-0.004	95	261313	20.0	20.1	
78 4-Methyl-2-pentanone (MIBK)	43	6.623	6.626	-0.003	97	735226	40.0	43.5	
$ 79 Toluene-d8 (Surr)	98	6.739	6.739	0.000	93	1387248	50.0	50.3	
80 Toluene	92	6.812	6.812	0.000	97	417177	20.0	20.8	
81 trans-1,3-Dichloropropene	75	7.050	7.056	-0.006	94	238197	20.0	20.4	
83 Ethyl methacrylate	69	7.178	7.175	0.003	92	275310	20.0	20.5	
84 1,1,2-Trichloroethane	97	7.249	7.252	-0.003	90	144687	20.0	19.5	
86 Tetrachloroethene	166	7.396	7.400	-0.004	96	159671	20.0	20.8	
87 1,3-Dichloropropane	76	7.419	7.422	-0.003	94	250513	20.0	20.1	
90 2-Hexanone	43	7.522	7.525	-0.003	97	509964	40.0	45.0	
91 Chlorodibromomethane	129	7.644	7.647	-0.003	91	138559	20.0	19.7	
93 Ethylene Dibromide	107	7.753	7.749	0.004	98	149624	20.0	20.2	
* 94 Chlorobenzene-d5 (IS)	117	8.195	8.192	0.003	88	1041836	50.0	50.0	
95 1-Chlorohexane	91	8.212	8.215	-0.003	97	217400	20.0	20.1	
96 Chlorobenzene	112	8.218	8.218	0.000	95	411673	20.0	20.2	
97 1,1,1,2-Tetrachloroethane	131	8.298	8.298	0.000	96	151961	20.0	19.9	
98 Ethylbenzene	91	8.327	8.324	0.003	98	793562	20.0	21.0	
99 m-Xylene & p-Xylene	106	8.433	8.430	0.003	99	597322	40.0	42.1	
100 o-Xylene	106	8.770	8.767	0.003	97	313705	20.0	21.0	

Compound	Sig	RT (min.)	Exp RT (min.)	Dlt RT (min.)	Q	Response	Cal Amt ug/l	OnCol Amt ug/l	Flags
101 Styrene	104	8.779	8.779	0.000	95	483241	20.0	20.8	
102 Bromoform	173	8.921	8.921	0.000	97	108319	20.0	20.6	
103 Isopropylbenzene	105	9.075	9.075	0.000	96	806346	20.0	21.5	
105 Cyclohexanone	55	9.139	9.142	-0.003	93	492023	500.0	542.9	
$ 106 4-Bromofluorobenzene (Surr)	95	9.190	9.187	0.003	87	538873	50.0	50.2	
107 Bromobenzene	156	9.306	9.306	0.000	94	168076	20.0	20.3	
108 1,1,2,2-Tetrachloroethane	83	9.306	9.309	-0.003	93	283006	20.0	20.4	
109 1,2,3-Trichloropropane	110	9.338	9.338	0.000	83	79941	20.0	20.1	
110 trans-1,4-Dichloro-2-butene	53	9.351	9.351	0.000	95	443489	100.0	104.4	
111 N-Propylbenzene	91	9.396	9.399	-0.003	99	896168	20.0	21.4	
112 2-Chlorotoluene	126	9.460	9.460	0.000	96	175962	20.0	20.7	
113 1,3,5-Trimethylbenzene	105	9.534	9.534	0.000	94	654238	20.0	21.3	
114 4-Chlorotoluene	126	9.540	9.543	-0.003	99	168578	20.0	20.2	
116 tert-Butylbenzene	134	9.777	9.781	-0.004	94	116667	20.0	20.7	
118 1,2,4-Trimethylbenzene	105	9.813	9.813	0.000	97	669005	20.0	21.3	
119 sec-Butylbenzene	105	9.941	9.941	0.000	94	763369	20.0	21.7	
141 1,3-Dichlorobenzene	146	10.018	10.018	0.000	97	321682	20.0	20.7	
143 4-Isopropyltoluene	119	10.047	10.047	0.000	97	647632	20.0	21.6	
S 142 1,3-Dichloropropene, Total	100				0			40.5	
* 144 1,4-Dichlorobenzene-d4	152	10.063	10.063	0.000	96	569458	50.0	50.0	
145 1,4-Dichlorobenzene	146	10.082	10.082	0.000	96	334066	20.0	20.6	
146 1,2,3-Trimethylbenzene	105	10.121	10.121	0.000	99	691457	20.0	21.3	
147 Benzyl chloride	91	10.179	10.179	0.000	99	564448	20.0	20.8	
148 1,3-Diethylbenzene	119	10.262	10.259	0.003	95	388478	20.0	21.5	
149 p-Diethylbenzene	119	10.320	10.320	0.000	93	397560	20.0	21.8	
150 n-Butylbenzene	92	10.336	10.336	0.000	97	321822	20.0	21.5	
151 1,2-Dichlorobenzene	146	10.345	10.345	0.000	97	330808	20.0	20.7	
152 o-diethylbenzene	119	10.403	10.403	0.000	96	318873	20.0	21.1	
153 1,2-Dibromo-3-Chloropropane	75	10.885	10.881	0.004	83	79003	20.0	20.3	
154 1,3,5-Trichlorobenzene	180	11.029	11.029	0.000	97	233996	20.0	21.8	
S 155 Xylenes, Total	106				0			63.1	
156 1,2,4-Trichlorobenzene	180	11.436	11.440	-0.004	94	227971	20.0	21.3	
157 Hexachlorobutadiene	225	11.546	11.549	-0.003	98	80995	20.0	21.8	
158 Naphthalene	128	11.600	11.600	0.000	97	998095	20.0	21.2	
159 1,2,3-Trichlorobenzene	180	11.757	11.757	0.000	96	239694	20.0	21.5	
160 2-Methylnaphthalene	142	12.322	12.322	0.000	92	548664	20.0	21.4	
S 172 Total Diethylbenzene	1				0			64.4	

QC Flag Legend

Processing Flags

Review Flags

M - Manually Integrated

Reagents:

MSV_CCV_VOC#1_00094	Amount Added: 4.00	Units: uL	
MSV_CCV_CYC_00004	Amount Added: 16.00	Units: uL	
MSV_CCV_VOC#3_00094	Amount Added: 3.20	Units: uL	
MSV_CCV_2CEVE_00090	Amount Added: 4.00	Units: uL	
MSV_CCV_ETOH_00003	Amount Added: 16.00	Units: uL	
MSV_CCV_GASES_00292	Amount Added: 2.00	Units: uL	
MSV_V_VOA2_00163	Amount Added: 4.00	Units: uL	
MSV_Cent_ISSS_00013	Amount Added: 5.00	Units: uL	Run Reagent

Report Date: 29-Oct-2022 01:14:53 Chrom Revision: 2.3 25-Oct-2022 11:16:06

Eurofins Lancaster Laboratories Environment Testing, LLC

Data File:	\\chromfs\Lancaster\ChromData\9137\20221027-69757.b\WC27X13.D				
Injection Date:	27-Oct-2022 16:46:30	Instrument ID:	9137	Operator ID:	lcp00895
Lims ID:	IC v20			Worklist Smp#:	14
Client ID:					
Purge Vol:	5.000 mL	Dil. Factor:	1.0000	ALS Bottle#:	13
Method:	MSVoa_9137	Limit Group:	MSV - 8260C_D		

Column: Rxi-624Sil MS Capillary Column (0.25 mm) Y Scaling: Method Defined: Scale to the Nth Largest Target: 1

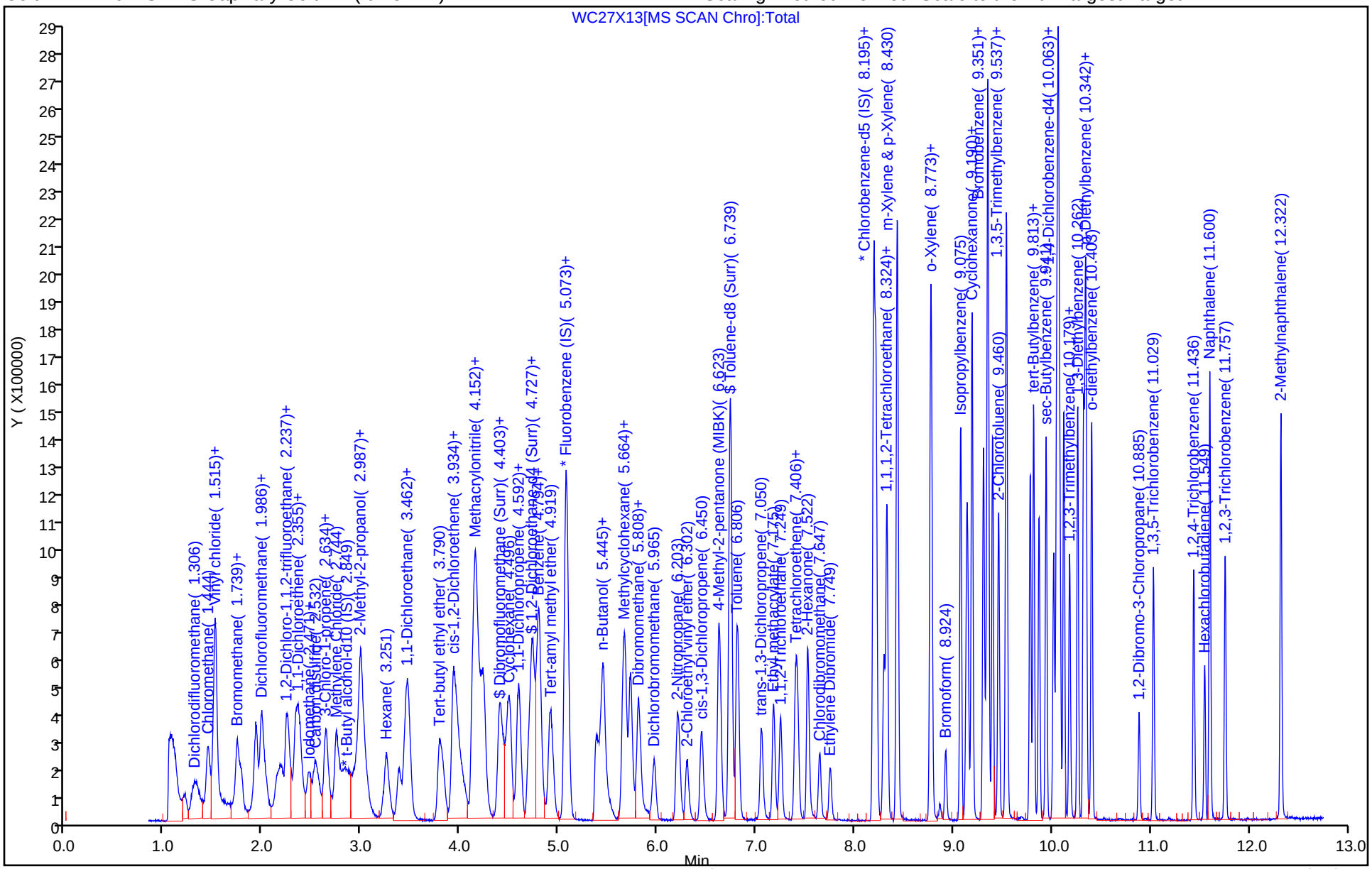

Manual Integration/User Assign Peak Report

Eurofins Lancaster Laboratories Environment Testing, LLC

Data File:	\\chromfs\Lancaster\ChromData\9137\20221027-69757.b\WC27X13.D				
Injection Date:	27-Oct-2022 16:46:30	Instrument ID:	9137		
Lims ID:	IC v20				
Client ID:					
Operator ID:	lcp00895	ALS Bottle#:	13	Worklist Smp#:	14
Purge Vol:	5.000 mL	Dil. Factor:	1.0000		
Method:	MSVoa_9137	Limit Group:	MSV - 8260C_D		
Column:	Rxi-624Sil MS Capillary Column (0.25 mm)	Detector	MS Quad		

5 Dichlorodifluoromethane, CAS: 75-71-8

Signal: 1

Processing Integration Results

RT: 1.30
Area: 296016
Amount: 18.209572
Amount Units: ug/l

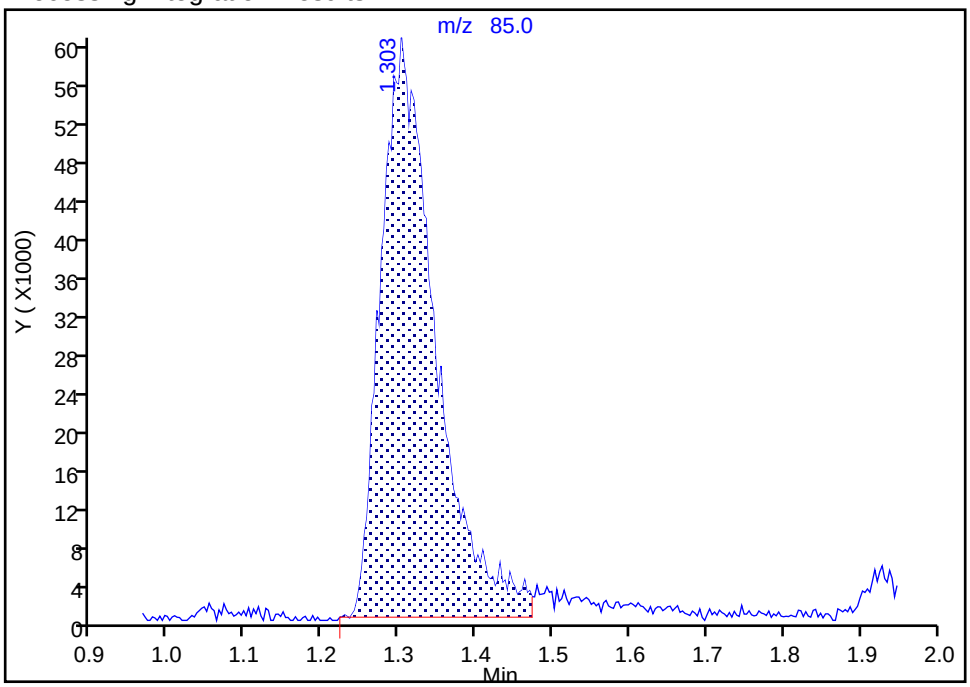

Manual Integration Results

RT: 1.30
Area: 323573
Amount: 18.225455
Amount Units: ug/l

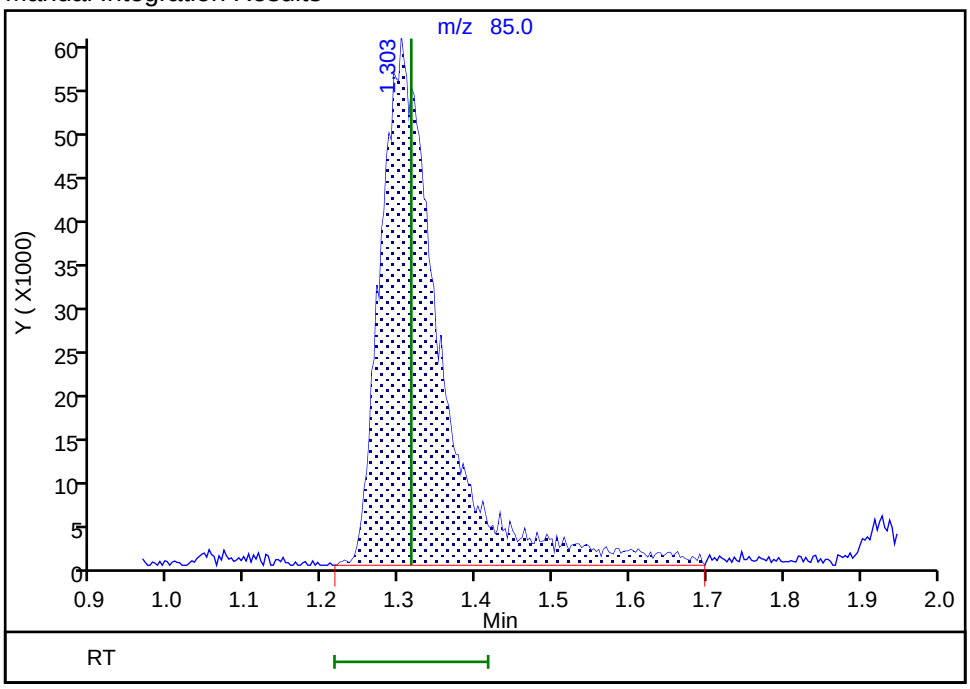

Reviewer: K4WN, 29-Oct-2022 00:40:47

Audit Action: Manually Integrated Audit Reason: Incomplete Integration

Manual Integration/User Assign Peak Report

Eurofins Lancaster Laboratories Environment Testing, LLC

Data File:	\\chromfs\Lancaster\ChromData\9137\20221027-69757.b\WC27X13.D				
Injection Date:	27-Oct-2022 16:46:30	Instrument ID:	9137		
Lims ID:	IC v20				
Client ID:					
Operator ID:	lcp00895	ALS Bottle#:	13	Worklist Smp#:	14
Purge Vol:	5.000 mL	Dil. Factor:	1.0000		
Method:	MSVoa_9137	Limit Group:	MSV - 8260C_D		
Column:	Rxi-624Sil MS Capillary Column (0.25 mm)	Detector	MS Quad		

16 Ethanol, CAS: 64-17-5

Signal: 1

Processing Integration Results

RT: 2.04
Area: 95423
Amount: 576.0651
Amount Units: ug/l

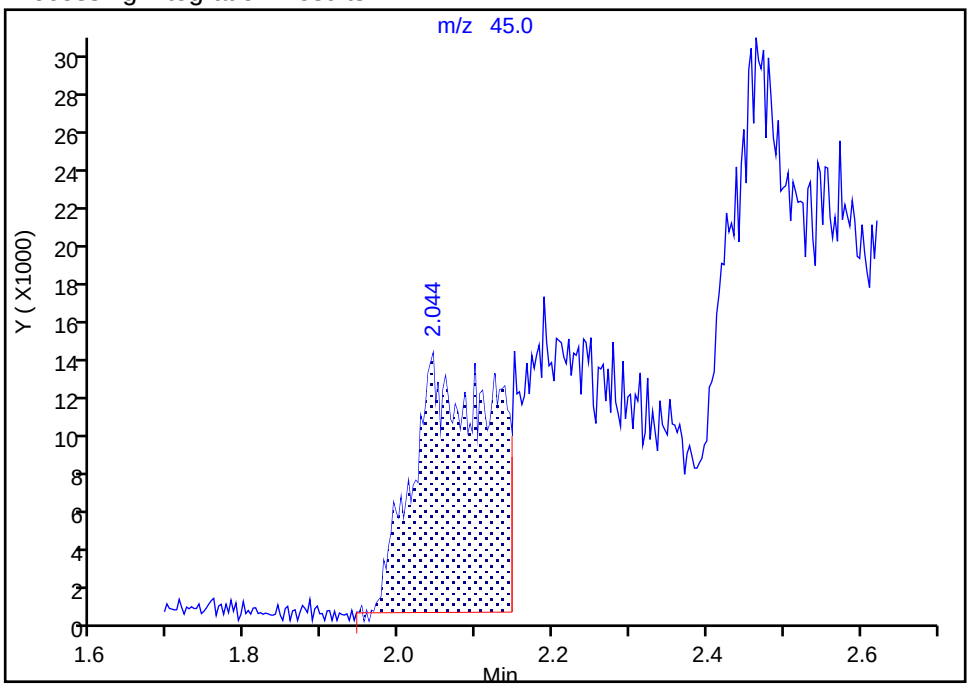

Manual Integration Results

RT: 2.19
Area: 265630
Amount: 940.9329
Amount Units: ug/l

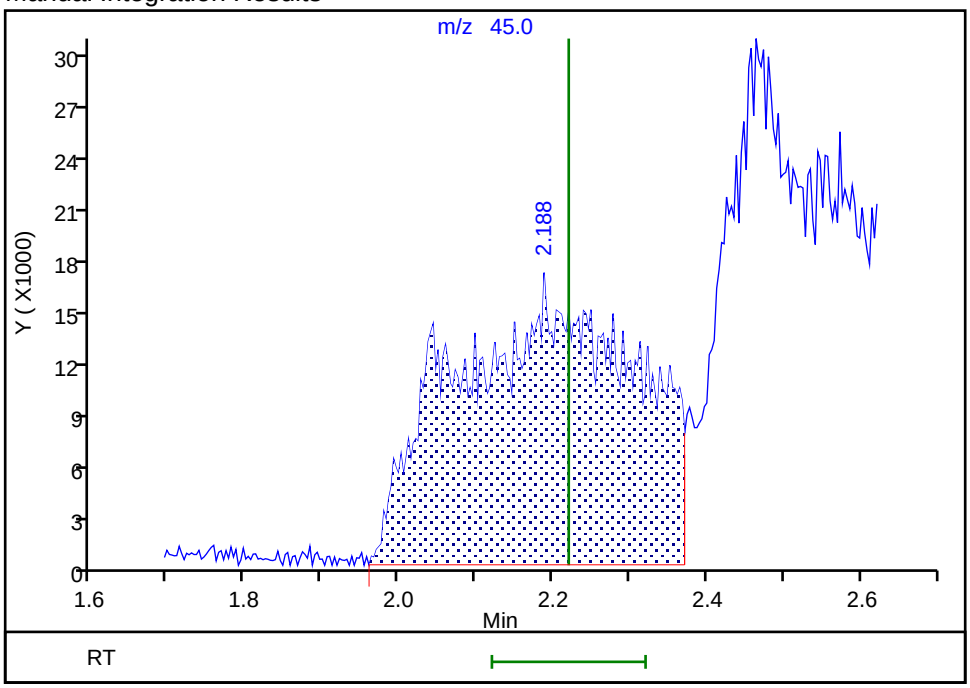

Reviewer: K4WN, 29-Oct-2022 00:41:14
Audit Action: Assigned New Baseline Audit Reason: Incomplete Integration

Manual Integration/User Assign Peak Report

Eurofins Lancaster Laboratories Environment Testing, LLC

Data File:	\\chromfs\Lancaster\ChromData\9137\20221027-69757.b\WC27X13.D				
Injection Date:	27-Oct-2022 16:46:30	Instrument ID:	9137		
Lims ID:	IC v20				
Client ID:					
Operator ID:	lcp00895	ALS Bottle#:	13	Worklist Smp#:	14
Purge Vol:	5.000 mL	Dil. Factor:	1.0000		
Method:	MSVoa_9137	Limit Group:	MSV - 8260C_D		
Column:	Rxi-624Sil MS Capillary Column (0.25 mm)	Detector	MS Quad		

23 Isopropyl alcohol, CAS: 67-63-0

Signal: 1

Processing Integration Results

RT: 2.46
Area: 125755
Amount: 78.916276
Amount Units: ug/l

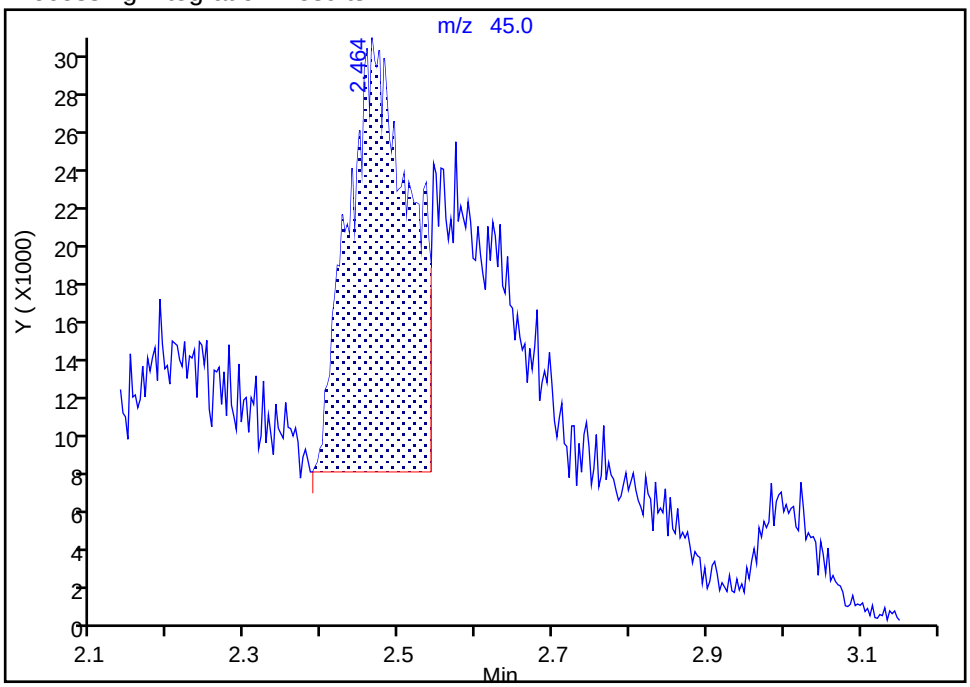

Manual Integration Results

RT: 2.46
Area: 409133
Amount: 195.4550
Amount Units: ug/l

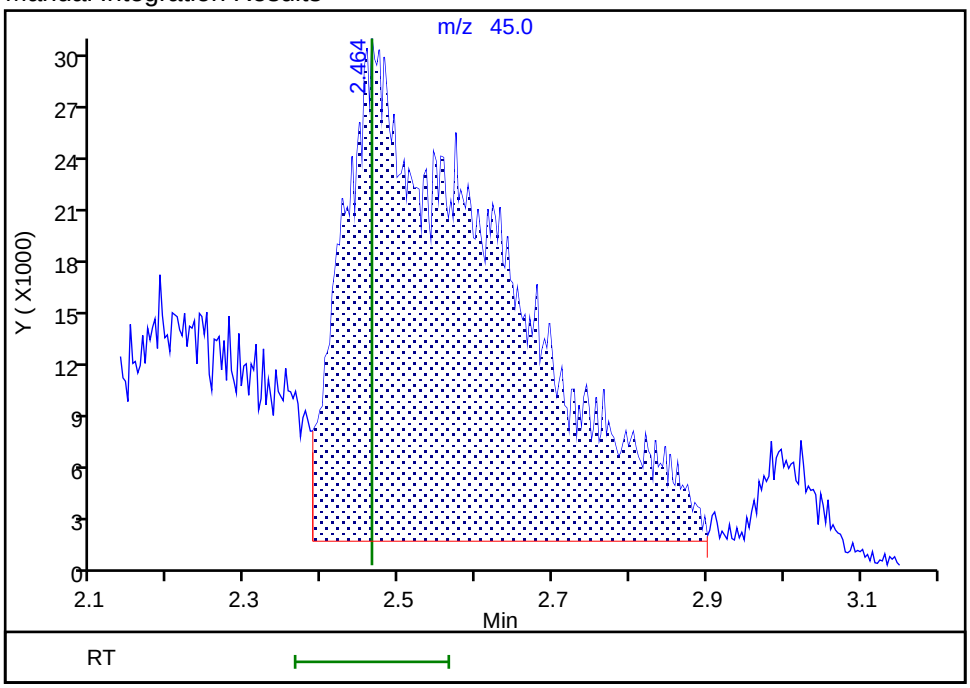

Reviewer: K4WN, 29-Oct-2022 00:41:35
Audit Action: Assigned New Baseline Audit Reason: Incomplete Integration

Eurofins Lancaster Laboratories Environment Testing, LLC
Target Compound Quantitation Report

Data File: \\chromfs\Lancaster\ChromData\9137\20221027-69757.b\WC27X14.D
Lims ID: IC v10
Client ID:
Sample Type: IC Calib Level: 3
Inject. Date: 27-Oct-2022 17:06:30 ALS Bottle#: 14 Worklist Smp#: 15
Purge Vol: 5.000 mL Dil. Factor: 1.0000
Sample Info: 410-0069757-015
Misc. Info.: IC V10
Operator ID: lcp00895 Instrument ID: 9137
Sublist: chrom-MSVoa_9137*sub28

Method: \\chromfs\Lancaster\ChromData\9137\20221027-69757.b\MSVoa_9137.m
Limit Group: MSV - 8260C_D
Last Update: 29-Oct-2022 01:14:57 Calib Date: 27-Oct-2022 17:46:30
Integrator: RTE ID Type: Deconvolution ID
Quant Method: Internal Standard Quant By: Initial Calibration
Last ICal File: \\chromfs\Lancaster\ChromData\9137\20221027-69757.b\WC27X16.D

Column 1 : Rxi-624Sil MS Capillary Column (0.25 mm) Det: MS Quad
Process Host: CTX1618

First Level Reviewer: K4WN Date: 29-Oct-2022 00:44:28

Compound	Sig	RT (min.)	Exp RT (min.)	Dlt RT (min.)	Q	Response	Cal Amt ug/l	OnCol Amt ug/l	Flags
5 Dichlorodifluoromethane	85	1.316	1.316	0.000	93	188491	10.0	10.5	M
6 Chloromethane	50	1.447	1.447	0.000	99	187979	10.0	10.0	M
7 Vinyl chloride	62	1.518	1.514	0.004	89	180064	10.0	10.1	
8 Butadiene	39	1.521	1.521	0.000	90	182269	10.0	10.2	M
10 Bromomethane	94	1.749	1.746	0.003	91	98533	10.0	9.63	
11 Chloroethane	64	1.774	1.781	-0.007	99	89921	10.0	10.1	
12 Dichlorofluoromethane	67	1.938	1.935	0.003	97	207724	10.0	10.1	
13 Pentane	43	1.993	1.986	0.007	94	137615	10.0	9.15	
14 Trichlorofluoromethane	101	1.986	1.993	-0.007	58	181424	10.0	10.2	M
17 1,2-Dichloro-1,1,2-trifluoroetha	67	2.169	2.172	-0.003	92	116461	10.0	9.64	
16 Ethanol	45	2.221	2.220	0.000	37	132557	500.0	469.0	M
18 Acrolein	56	2.256	2.249	0.007	99	334755	100.0	96.8	
19 1,1-Dichloroethene	96	2.339	2.339	0.000	97	76792	10.0	9.53	
20 Acetone	58	2.394	2.368	0.026	98	39203	20.0	20.3	
21 1,1,2-Trichloro-1,2,2-trifluoroe	101	2.378	2.374	0.004	91	83125	10.0	9.68	
23 Isopropyl alcohol	45	2.468	2.464	0.004	36	207893	100.0	99.2	M
22 Iodomethane	142	2.477	2.468	0.009	95	121091	10.0	9.89	
24 Carbon disulfide	76	2.535	2.538	-0.003	100	235138	10.0	9.66	
25 3-Chloro-1-propene	41	2.638	2.641	-0.003	93	139602	10.0	9.74	
27 Methyl acetate	43	2.667	2.654	0.013	91	118454	10.0	10.1	
28 Methylene Chloride	84	2.753	2.744	0.009	96	87238	10.0	9.68	
* 29 t-Butyl alcohol-d10 (IS)	65	2.859	2.849	0.010	90	751450	250.0	250.0	
30 2-Methyl-2-propanol	59	2.914	2.907	0.007	79	337455	100.0	97.8	
31 Acrylonitrile	53	2.975	2.965	0.010	98	151390	25.0	24.3	
33 trans-1,2-Dichloroethene	96	3.000	2.994	0.006	95	77205	10.0	9.60	
32 Methyl tert-butyl ether	73	3.016	3.000	0.016	92	271712	10.0	9.78	
34 Hexane	57	3.260	3.251	0.010	93	113062	10.0	9.63	
35 1,1-Dichloroethane	63	3.389	3.382	0.007	97	145388	10.0	9.79	
37 Isopropyl ether	45	3.459	3.453	0.006	96	297999	10.0	10.0	
38 2-Chloro-1,3-butadiene	53	3.478	3.472	0.006	92	133179	10.0	9.71	

Compound	Sig	RT (min.)	Exp RT (min.)	Dlt RT (min.)	Q	Response	Cal Amt ug/l	OnCol Amt ug/l	Flags
39 Tert-butyl ethyl ether	59	3.799	3.793	0.006	98	281579	10.0	10.0	
40 cis-1,2-Dichloroethene	96	3.937	3.931	0.006	86	84880	10.0	9.70	
42 2,2-Dichloropropane	77	3.963	3.950	0.013	85	140886	10.0	9.56	
41 2-Butanone (MEK)	43	3.963	3.950	0.013	93	161720	20.0	18.2	
44 Propionitrile	54	4.005	4.011	-0.006	99	280999	100.0	95.7	
45 Methacrylonitrile	67	4.149	4.146	0.003	93	278009	50.0	49.1	
46 Chlorobromomethane	128	4.165	4.168	-0.003	89	40759	10.0	10.0	
47 Tetrahydrofuran	71	4.223	4.213	0.010	87	110389	50.0	48.5	
48 Chloroform	83	4.249	4.245	0.004	95	133194	10.0	9.61	
$ 50 Dibromofluoromethane (Surr)	113	4.399	4.403	-0.003	93	322290	50.0	49.3	
51 1,1,1-Trichloroethane	97	4.435	4.438	-0.003	99	133327	10.0	9.73	
52 Cyclohexane	56	4.502	4.499	0.003	93	173060	10.0	9.63	
53 1,1-Dichloropropene	75	4.592	4.589	0.003	95	112650	10.0	9.51	
54 Carbon tetrachloride	117	4.611	4.595	0.016	95	104445	10.0	9.82	
$ 56 1,2-Dichloroethane-d4 (Surr)	102	4.736	4.733	0.003	80	89788	50.0	51.3	
55 Isobutyl alcohol	41	4.746	4.739	0.007	64	241982	250.0	242.1	
57 Benzene	78	4.807	4.797	0.010	95	338677	10.0	9.80	
58 1,2-Dichloroethane	62	4.810	4.807	0.003	94	108281	10.0	10.2	
60 Tert-amyl methyl ether	73	4.919	4.919	0.000	98	265036	10.0	9.79	
* 61 Fluorobenzene (IS)	96	5.080	5.073	0.007	98	1411017	50.0	50.0	
62 n-Heptane	43	5.083	5.083	0.000	65	101235	10.0	9.40	
63 n-Butanol	56	5.388	5.394	-0.006	91	314895	375.0	364.7	
64 Trichloroethene	95	5.452	5.449	0.003	99	81867	10.0	9.76	
65 Methylcyclohexane	83	5.654	5.664	-0.010	93	142777	10.0	10.0	
66 1,2-Dichloropropane	63	5.686	5.683	0.003	94	87401	10.0	9.59	
67 2-ethoxy-2-methyl butane	87	5.731	5.725	0.006	91	119793	10.0	9.69	
68 Dibromomethane	93	5.802	5.795	0.007	95	51761	10.0	9.65	
69 Methyl methacrylate	69	5.824	5.814	0.010	95	85027	10.0	9.65	
70 1,4-Dioxane	88	5.821	5.818	0.003	35	51815	250.0	255.2	
72 Dichlorobromomethane	83	5.965	5.968	-0.003	98	94012	10.0	9.36	
S 73 1,2-Dichloroethene, Total	100				0			19.3	
74 2-Nitropropane	41	6.206	6.206	0.000	98	189493	50.0	45.3	
75 2-Chloroethyl vinyl ether	63	6.302	6.296	0.006	90	63966	10.0	9.58	
77 cis-1,3-Dichloropropene	75	6.447	6.447	0.000	95	126446	10.0	9.60	
78 4-Methyl-2-pentanone (MIBK)	43	6.630	6.626	0.004	97	332998	20.0	19.4	
$ 79 Toluene-d8 (Surr)	98	6.739	6.739	0.000	94	1408324	50.0	50.8	
80 Toluene	92	6.816	6.812	0.004	98	204487	10.0	10.2	
81 trans-1,3-Dichloropropene	75	7.056	7.056	0.000	94	112470	10.0	9.58	
83 Ethyl methacrylate	69	7.178	7.175	0.003	92	131872	10.0	9.77	
84 1,1,2-Trichloroethane	97	7.249	7.252	-0.003	91	71422	10.0	9.56	
86 Tetrachloroethene	166	7.403	7.400	0.003	97	76962	10.0	10.0	
87 1,3-Dichloropropane	76	7.425	7.422	0.003	93	122541	10.0	9.80	
90 2-Hexanone	43	7.528	7.525	0.003	98	231424	20.0	20.3	
91 Chlorodibromomethane	129	7.650	7.647	0.003	90	68656	10.0	9.69	
93 Ethylene Dibromide	107	7.756	7.749	0.007	99	74026	10.0	9.93	
* 94 Chlorobenzene-d5 (IS)	117	8.192	8.192	0.000	87	1047605	50.0	50.0	
95 1-Chlorohexane	91	8.212	8.215	-0.003	94	104279	10.0	9.61	
96 Chlorobenzene	112	8.221	8.218	0.003	96	202223	10.0	9.88	
97 1,1,1,2-Tetrachloroethane	131	8.298	8.298	0.000	96	75772	10.0	9.85	
98 Ethylbenzene	91	8.327	8.324	0.003	99	381603	10.0	10.0	
99 m-Xylene & p-Xylene	106	8.433	8.430	0.003	99	289631	20.0	20.3	
100 o-Xylene	106	8.770	8.767	0.003	97	151926	10.0	10.1	

Compound	Sig	RT (min.)	Exp RT (min.)	Dlt RT (min.)	Q	Response	Cal Amt ug/l	OnCol Amt ug/l	Flags
101 Styrene	104	8.783	8.779	0.004	95	235689	10.0	10.1	
102 Bromoform	173	8.921	8.921	0.000	95	50367	10.0	9.51	
103 Isopropylbenzene	105	9.075	9.075	0.000	96	394666	10.0	10.5	
105 Cyclohexanone	55	9.142	9.142	0.000	94	224557	250.0	247.5	
$ 106 4-Bromofluorobenzene (Surr)	95	9.190	9.187	0.003	87	545285	50.0	50.5	
107 Bromobenzene	156	9.306	9.306	0.000	94	85107	10.0	10.1	
108 1,1,2,2-Tetrachloroethane	83	9.306	9.309	-0.003	94	140566	10.0	9.97	
109 1,2,3-Trichloropropane	110	9.341	9.338	0.003	82	38601	10.0	9.54	
110 trans-1,4-Dichloro-2-butene	53	9.351	9.351	0.000	94	210381	50.0	48.6	
111 N-Propylbenzene	91	9.399	9.399	0.000	99	431150	10.0	10.1	
112 2-Chlorotoluene	126	9.460	9.460	0.000	96	86636	10.0	10.0	
113 1,3,5-Trimethylbenzene	105	9.537	9.534	0.003	94	313919	10.0	10.1	
114 4-Chlorotoluene	126	9.543	9.543	0.000	99	83193	10.0	9.79	
116 tert-Butylbenzene	134	9.781	9.781	0.000	94	55862	10.0	9.73	
118 1,2,4-Trimethylbenzene	105	9.816	9.813	0.003	98	323459	10.0	10.1	
119 sec-Butylbenzene	105	9.941	9.941	0.000	94	366834	10.0	10.2	
141 1,3-Dichlorobenzene	146	10.018	10.018	0.000	98	156828	10.0	9.91	
143 4-Isopropyltoluene	119	10.047	10.047	0.000	97	309969	10.0	10.2	
S 142 1,3-Dichloropropene, Total	100				0			19.2	
* 144 1,4-Dichlorobenzene-d4	152	10.066	10.063	0.003	96	580113	50.0	50.0	
145 1,4-Dichlorobenzene	146	10.082	10.082	0.000	96	165383	10.0	10.0	
146 1,2,3-Trimethylbenzene	105	10.121	10.121	0.000	99	337555	10.0	10.2	
147 Benzyl chloride	91	10.182	10.179	0.003	98	274284	10.0	9.94	
148 1,3-Diethylbenzene	119	10.259	10.259	0.000	95	186697	10.0	10.2	a
149 p-Diethylbenzene	119	10.320	10.320	0.000	95	191458	10.0	10.3	
150 n-Butylbenzene	92	10.339	10.336	0.003	98	155308	10.0	10.2	
151 1,2-Dichlorobenzene	146	10.349	10.345	0.004	98	163238	10.0	10.0	
152 o-diethylbenzene	119	10.403	10.403	0.000	97	153454	10.0	9.96	
153 1,2-Dibromo-3-Chloropropane	75	10.881	10.881	0.000	83	39648	10.0	10.0	
154 1,3,5-Trichlorobenzene	180	11.032	11.029	0.003	97	111789	10.0	10.2	
S 155 Xylenes, Total	106				0			30.4	
156 1,2,4-Trichlorobenzene	180	11.440	11.440	0.000	95	112578	10.0	10.3	
157 Hexachlorobutadiene	225	11.549	11.549	0.000	96	39038	10.0	10.3	
158 Naphthalene	128	11.600	11.600	0.000	97	495746	10.0	10.3	
159 1,2,3-Trichlorobenzene	180	11.757	11.757	0.000	94	115826	10.0	10.2	
160 2-Methylnaphthalene	142	12.322	12.322	0.000	92	260110	10.0	9.94	
S 172 Total Diethylbenzene	1				0			30.4	

QC Flag Legend

Processing Flags

Review Flags

M - Manually Integrated

a - User Assigned ID

Reagents:

MSV_CCV_VOC#1_00094	Amount Added:	2.00	Units: uL	
MSV_CCV_CYC_00004	Amount Added:	8.00	Units: uL	
MSV_CCV_VOC#3_00094	Amount Added:	1.60	Units: uL	
MSV_CCV_2CEVE_00090	Amount Added:	2.00	Units: uL	
MSV_CCV_ETOH_00003	Amount Added:	8.00	Units: uL	
MSV_CCV_GASES_00292	Amount Added:	1.00	Units: uL	
MSV_V_VOA2_00163	Amount Added:	2.00	Units: uL	
MSV_Cent_ISSS_00013	Amount Added:	5.00	Units: uL	Run Reagent

Report Date: 29-Oct-2022 01:14:58 Chrom Revision: 2.3 25-Oct-2022 11:16:06

Eurofins Lancaster Laboratories Environment Testing, LLC

Data File:	\\chromfs\Lancaster\ChromData\9137\20221027-69757.b\WC27X14.D				
Injection Date:	27-Oct-2022 17:06:30	Instrument ID:	9137	Operator ID:	lcp00895
Lims ID:	IC v10			Worklist Smp#:	15
Client ID:					
Purge Vol:	5.000 mL	Dil. Factor:	1.0000	ALS Bottle#:	14
Method:	MSVoa_9137	Limit Group:	MSV - 8260C_D		

Column: Rxi-624Sil MS Capillary Column (0.25 mm) Y Scaling: Method Defined: Scale to the Nth Largest Target: 1

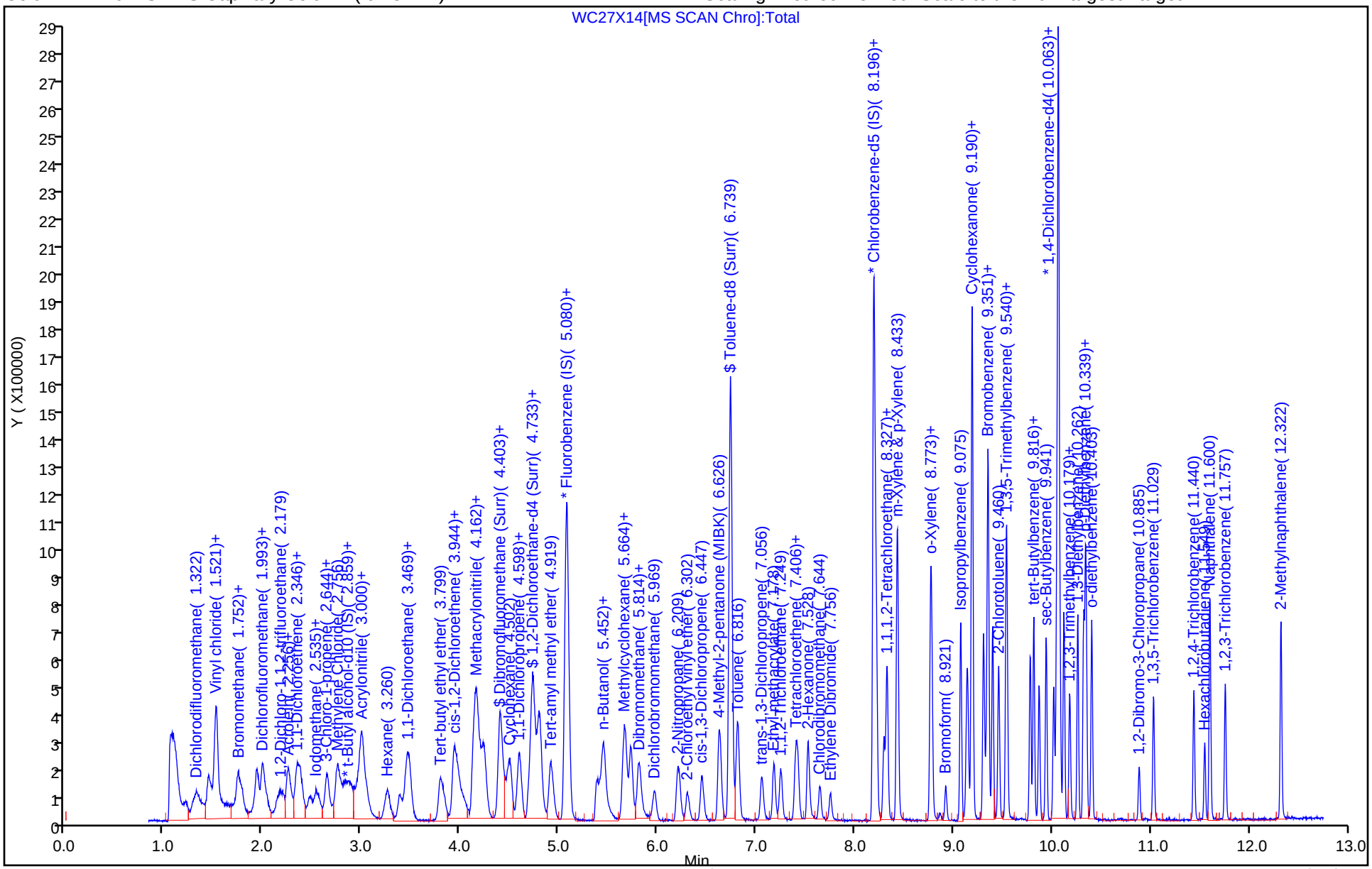

Manual Integration/User Assign Peak Report

Eurofins Lancaster Laboratories Environment Testing, LLC

Data File:	\\chromfs\Lancaster\ChromData\9137\20221027-69757.b\WC27X14.D				
Injection Date:	27-Oct-2022 17:06:30	Instrument ID:	9137		
Lims ID:	IC v10				
Client ID:					
Operator ID:	lcp00895	ALS Bottle#:	14	Worklist Smp#:	15
Purge Vol:	5.000 mL	Dil. Factor:	1.0000		
Method:	MSVoa_9137	Limit Group:	MSV - 8260C_D		
Column:	Rxi-624Sil MS Capillary Column (0.25 mm)	Detector	MS Quad		

5 Dichlorodifluoromethane, CAS: 75-71-8

Signal: 1

Processing Integration Results

RT: 1.32
Area: 169389
Amount: 10.151889
Amount Units: ug/l

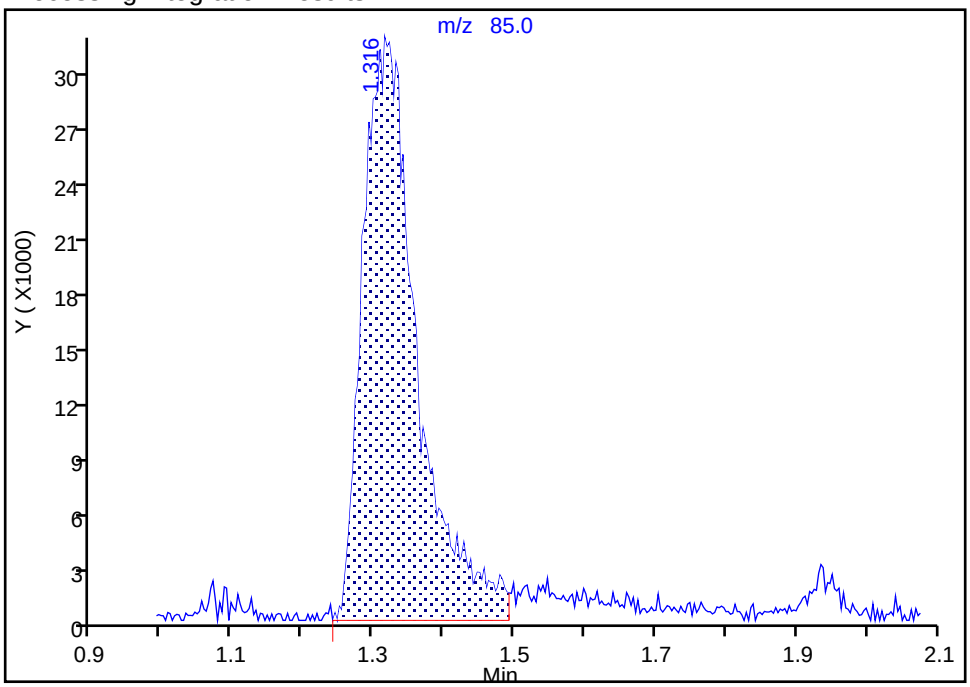

Manual Integration Results

RT: 1.32
Area: 188491
Amount: 10.468896
Amount Units: ug/l

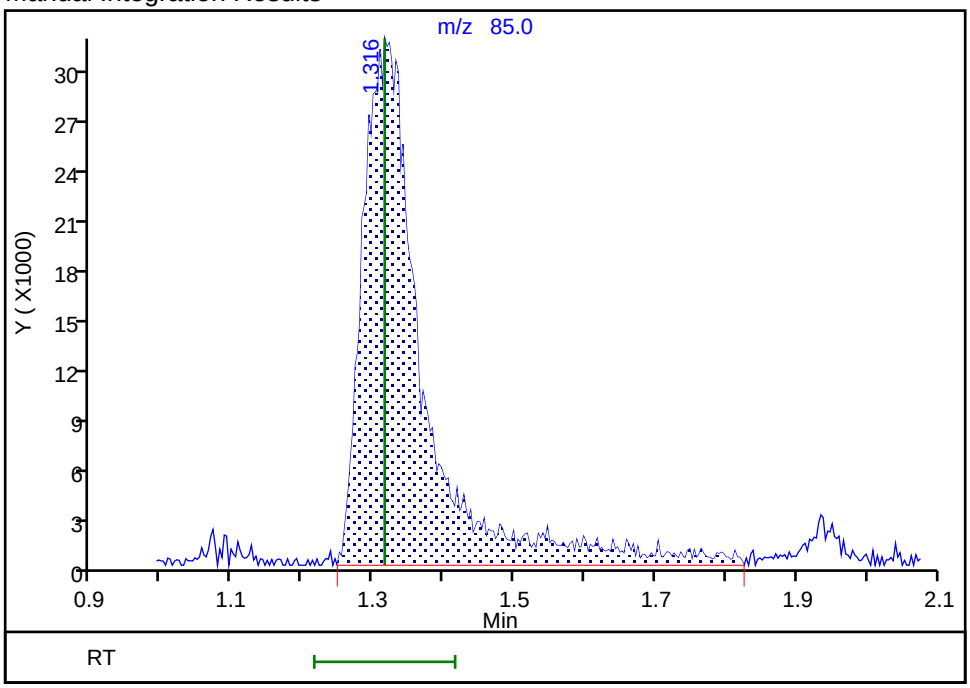

Reviewer: K4WN, 29-Oct-2022 00:42:31

Audit Action: Manually Integrated Audit Reason: Incomplete Integration

Manual Integration/User Assign Peak Report

Eurofins Lancaster Laboratories Environment Testing, LLC

Data File:	\\chromfs\Lancaster\ChromData\9137\20221027-69757.b\WC27X14.D				
Injection Date:	27-Oct-2022 17:06:30	Instrument ID:	9137		
Lims ID:	IC v10				
Client ID:					
Operator ID:	lcp00895	ALS Bottle#:	14	Worklist Smp#:	15
Purge Vol:	5.000 mL	Dil. Factor:	1.0000		
Method:	MSVoa_9137	Limit Group:	MSV - 8260C_D		
Column:	Rxi-624Sil MS Capillary Column (0.25 mm)	Detector	MS Quad		

6 Chloromethane, CAS: 74-87-3

Signal: 1

Processing Integration Results

RT: 1.45
Area: 203883
Amount: 10.755854
Amount Units: ug/l

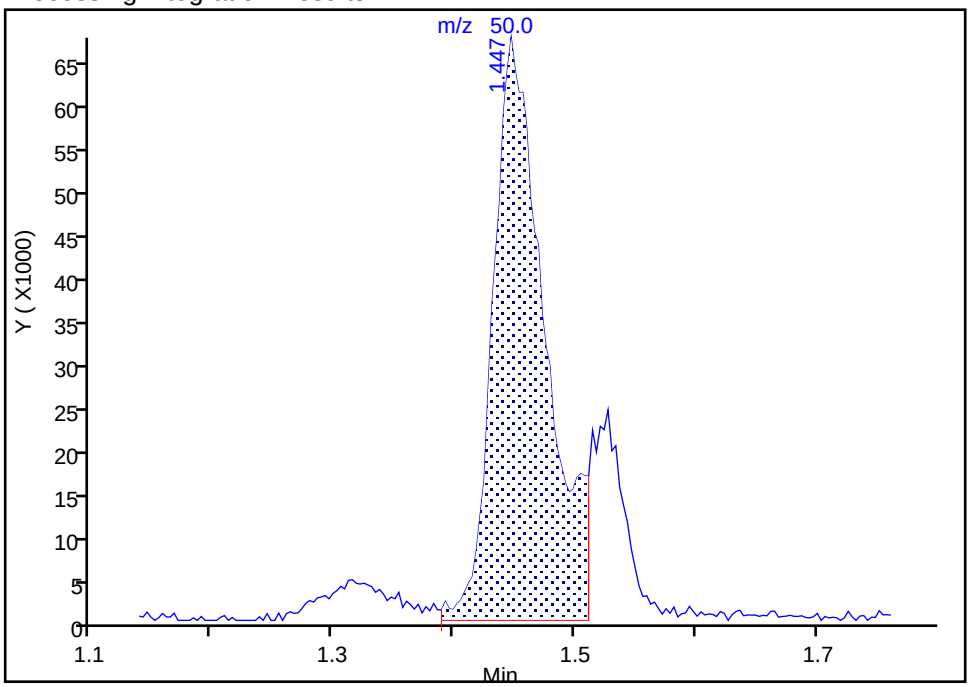

Manual Integration Results

RT: 1.45
Area: 187979
Amount: 10.037143
Amount Units: ug/l

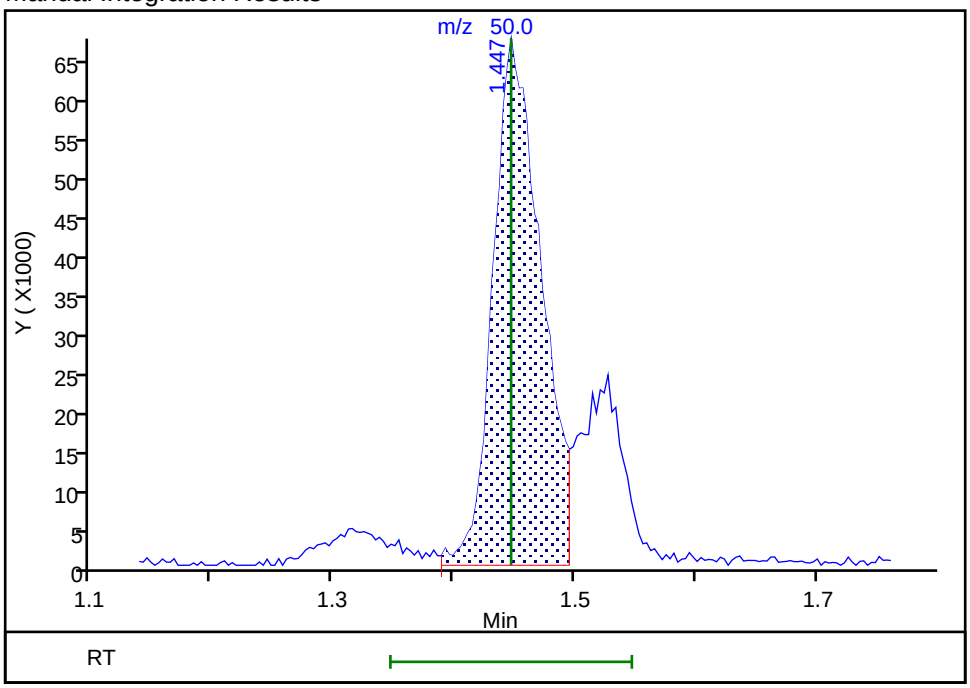

Reviewer: K4WN, 29-Oct-2022 00:42:38

Audit Action: Split an Integrated Peak Audit Reason: Incomplete Integration

Manual Integration/User Assign Peak Report

Eurofins Lancaster Laboratories Environment Testing, LLC

Data File:	\\chromfs\Lancaster\ChromData\9137\20221027-69757.b\WC27X14.D				
Injection Date:	27-Oct-2022 17:06:30	Instrument ID:	9137		
Lims ID:	IC v10				
Client ID:					
Operator ID:	lcp00895	ALS Bottle#:	14	Worklist Smp#:	15
Purge Vol:	5.000 mL	Dil. Factor:	1.0000		
Method:	MSVoa_9137	Limit Group:	MSV - 8260C_D		
Column:	Rxi-624Sil MS Capillary Column (0.25 mm)	Detector	MS Quad		

8 Butadiene, CAS: 106-99-0

Signal: 1

Processing Integration Results

RT: 1.52
Area: 185353
Amount: 10.264617
Amount Units: ug/l

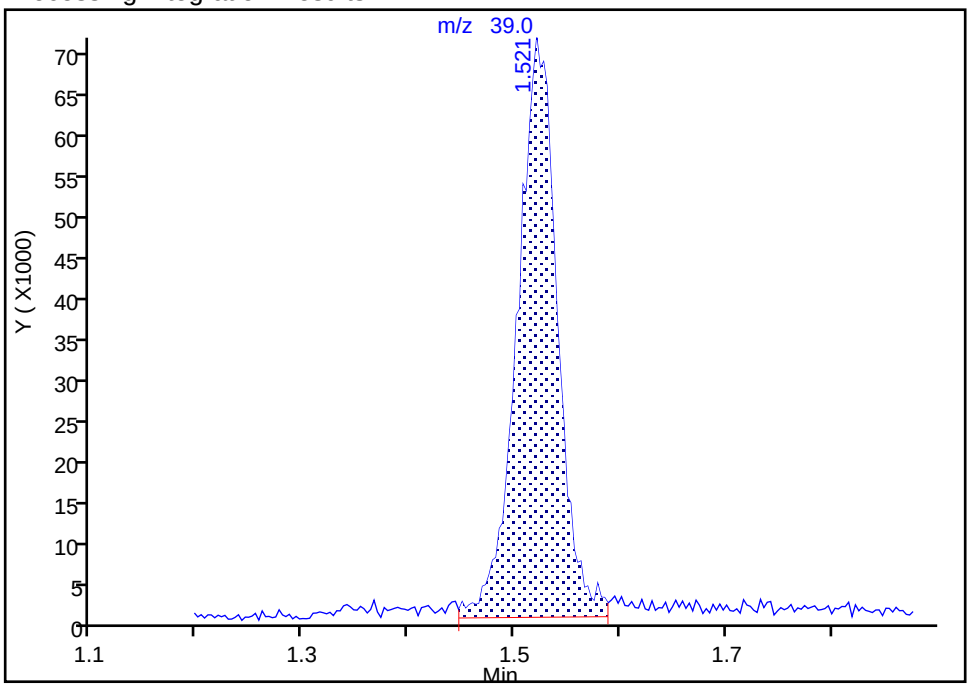

Manual Integration Results

RT: 1.52
Area: 182269
Amount: 10.210497
Amount Units: ug/l

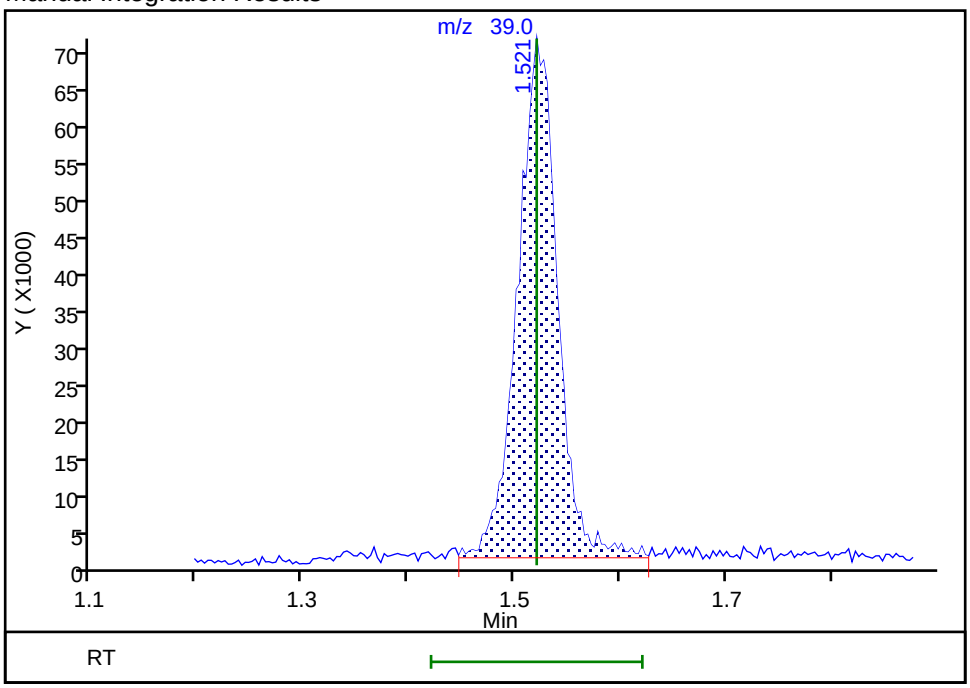

Reviewer: K4WN, 29-Oct-2022 00:43:02
Audit Action: Assigned New Baseline Audit Reason: Incomplete Integration

Manual Integration/User Assign Peak Report

Eurofins Lancaster Laboratories Environment Testing, LLC

Data File:	\\chromfs\Lancaster\ChromData\9137\20221027-69757.b\WC27X14.D				
Injection Date:	27-Oct-2022 17:06:30	Instrument ID:	9137		
Lims ID:	IC v10				
Client ID:					
Operator ID:	lcp00895	ALS Bottle#:	14	Worklist Smp#:	15
Purge Vol:	5.000 mL	Dil. Factor:	1.0000		
Method:	MSVoa_9137	Limit Group:	MSV - 8260C_D		
Column:	Rxi-624Sil MS Capillary Column (0.25 mm)	Detector	MS Quad		

14 Trichlorofluoromethane, CAS: 75-69-4

Signal: 1

Processing Integration Results

RT: 1.99
Area: 171945
Amount: 9.782494
Amount Units: ug/l

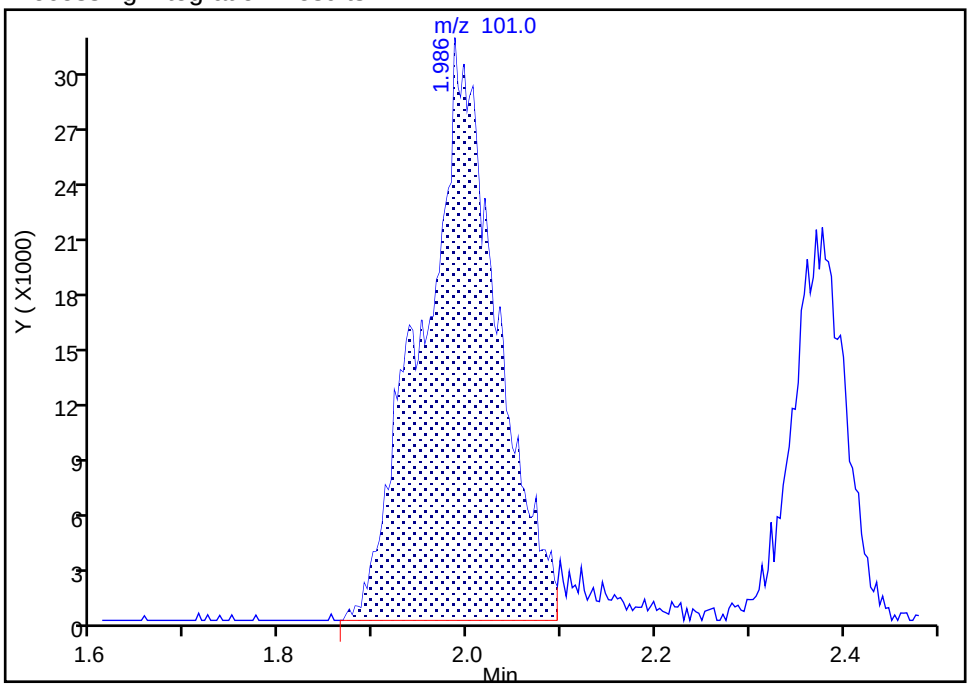

Manual Integration Results

RT: 1.99
Area: 181424
Amount: 10.242872
Amount Units: ug/l

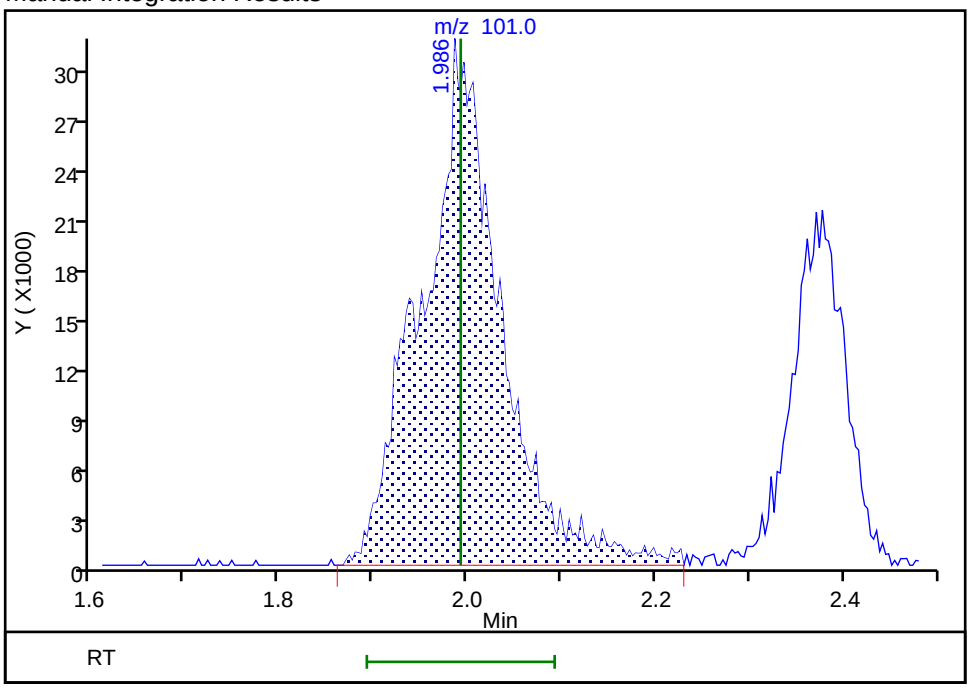

Reviewer: K4WN, 29-Oct-2022 00:43:14

Audit Action: Manually Integrated Audit Reason: Incomplete Integration

Manual Integration/User Assign Peak Report

Eurofins Lancaster Laboratories Environment Testing, LLC

Data File:	\\chromfs\Lancaster\ChromData\9137\20221027-69757.b\WC27X14.D				
Injection Date:	27-Oct-2022 17:06:30	Instrument ID:	9137		
Lims ID:	IC v10				
Client ID:					
Operator ID:	lcp00895	ALS Bottle#:	14	Worklist Smp#:	15
Purge Vol:	5.000 mL	Dil. Factor:	1.0000		
Method:	MSVoa_9137	Limit Group:	MSV - 8260C_D		
Column:	Rxi-624Sil MS Capillary Column (0.25 mm)	Detector	MS Quad		

16 Ethanol, CAS: 64-17-5

Signal: 1

Processing Integration Results

RT: 2.06
Area: 23626
Amount: 124.2356
Amount Units: ug/l

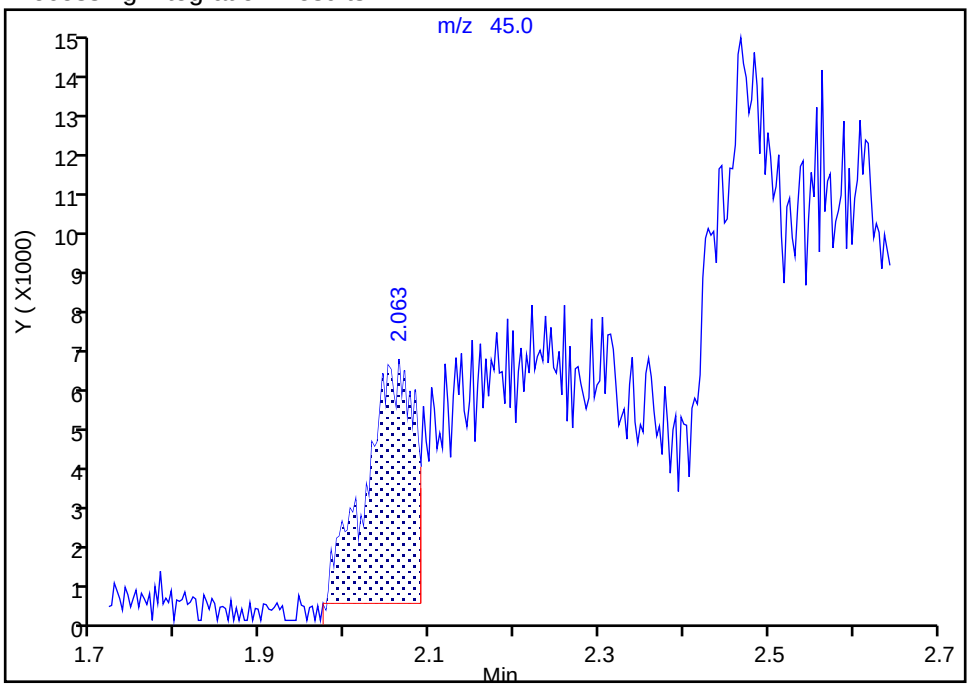

Manual Integration Results

RT: 2.22
Area: 132557
Amount: 469.0339
Amount Units: ug/l

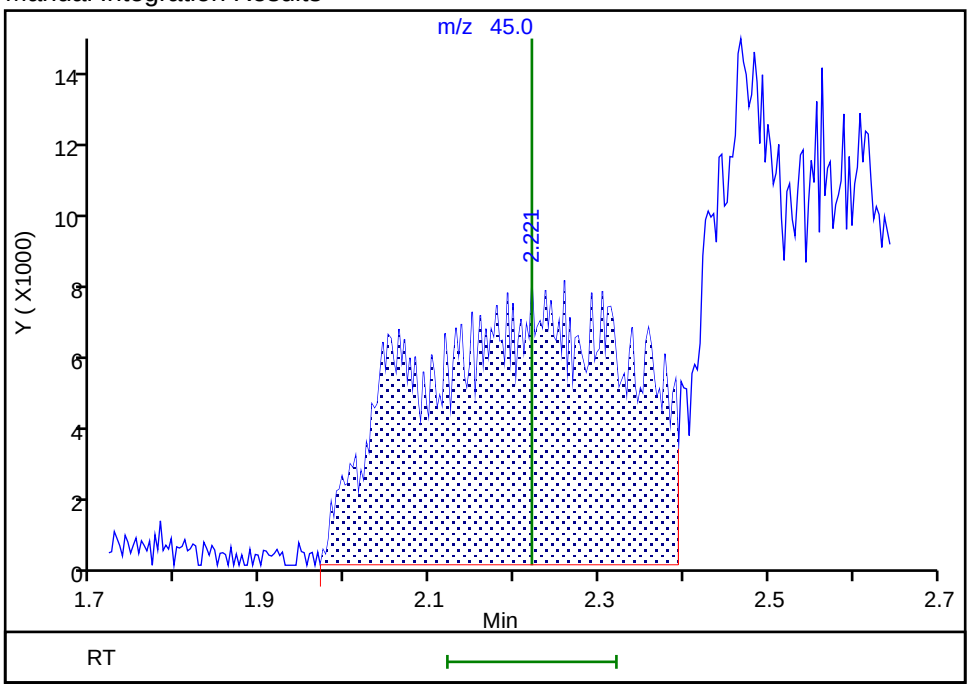

Reviewer: K4WN, 29-Oct-2022 00:43:28
Audit Action: Assigned New Baseline Audit Reason: Incomplete Integration

Manual Integration/User Assign Peak Report

Eurofins Lancaster Laboratories Environment Testing, LLC

Data File:	\\chromfs\Lancaster\ChromData\9137\20221027-69757.b\WC27X14.D				
Injection Date:	27-Oct-2022 17:06:30	Instrument ID:	9137		
Lims ID:	IC v10				
Client ID:					
Operator ID:	lcp00895	ALS Bottle#:	14	Worklist Smp#:	15
Purge Vol:	5.000 mL	Dil. Factor:	1.0000		
Method:	MSVoa_9137	Limit Group:	MSV - 8260C_D		
Column:	Rxi-624Sil MS Capillary Column (0.25 mm)	Detector	MS Quad		

23 Isopropyl alcohol, CAS: 67-63-0

Signal: 1

Processing Integration Results

RT: 2.47
Area: 73013
Amount: 40.609637
Amount Units: ug/l

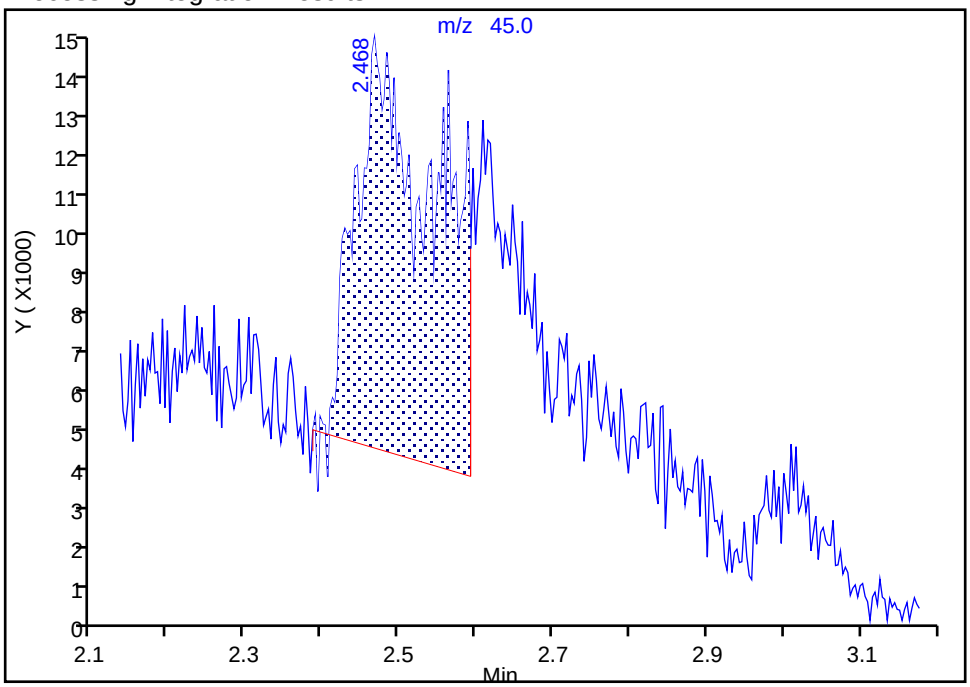

Manual Integration Results

RT: 2.47
Area: 207893
Amount: 99.206958
Amount Units: ug/l

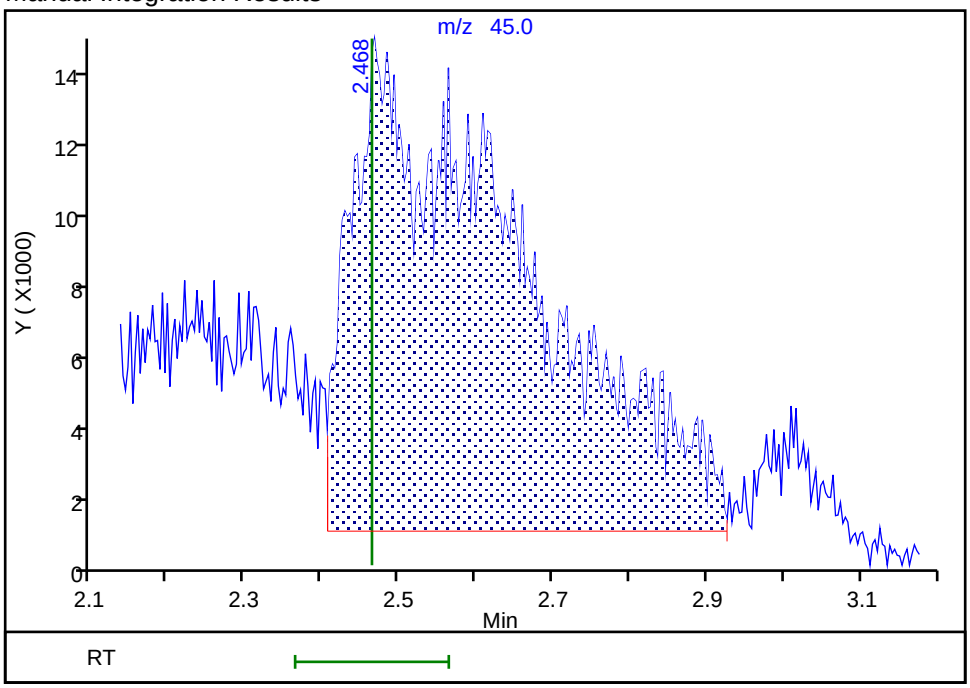

Reviewer: K4WN, 29-Oct-2022 00:43:50
Audit Action: Assigned New Baseline Audit Reason: Incomplete Integration

Manual Integration/User Assign Peak Report

Eurofins Lancaster Laboratories Environment Testing, LLC

Data File:	\\chromfs\Lancaster\ChromData\9137\20221027-69757.b\WC27X14.D				
Injection Date:	27-Oct-2022 17:06:30	Instrument ID:	9137		
Lims ID:	IC v10				
Client ID:					
Operator ID:	lcp00895	ALS Bottle#:	14	Worklist Smp#:	15
Purge Vol:	5.000 mL	Dil. Factor:	1.0000		
Method:	MSVoa_9137	Limit Group:	MSV - 8260C_D		
Column:	Rxi-624Sil MS Capillary Column (0.25 mm)	Detector	MS Quad		

148 1,3-Diethylbenzene, CAS: 141-93-5

Signal: 1

Not Detected
Expected RT: 10.26

Processing Integration Results

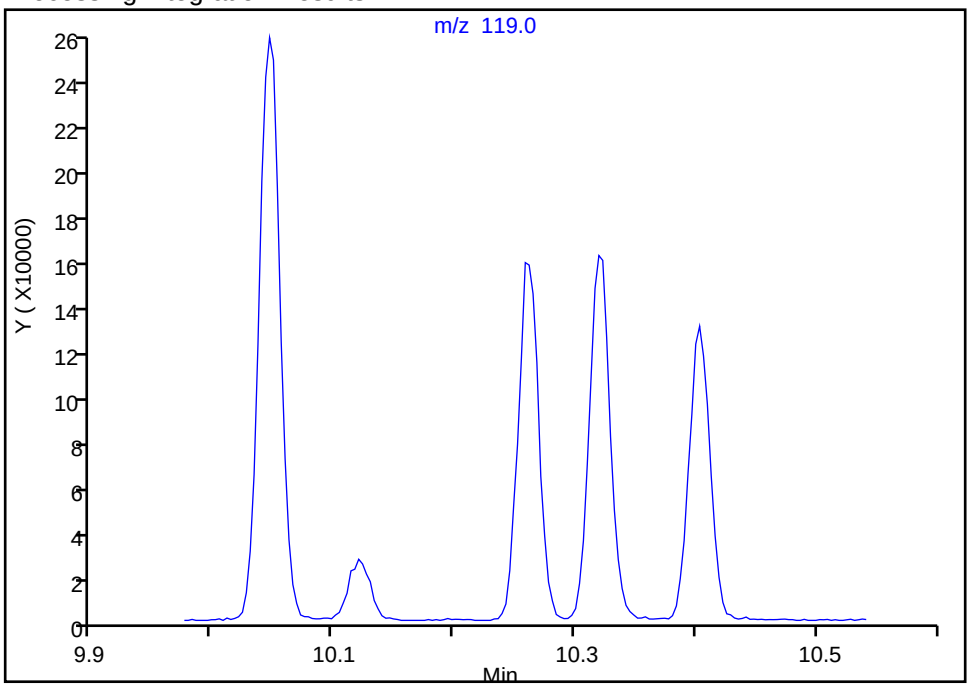

Manual Integration Results

RT:	10.26
Area:	186697
Amount:	10.154483
Amount Units:	ug/l

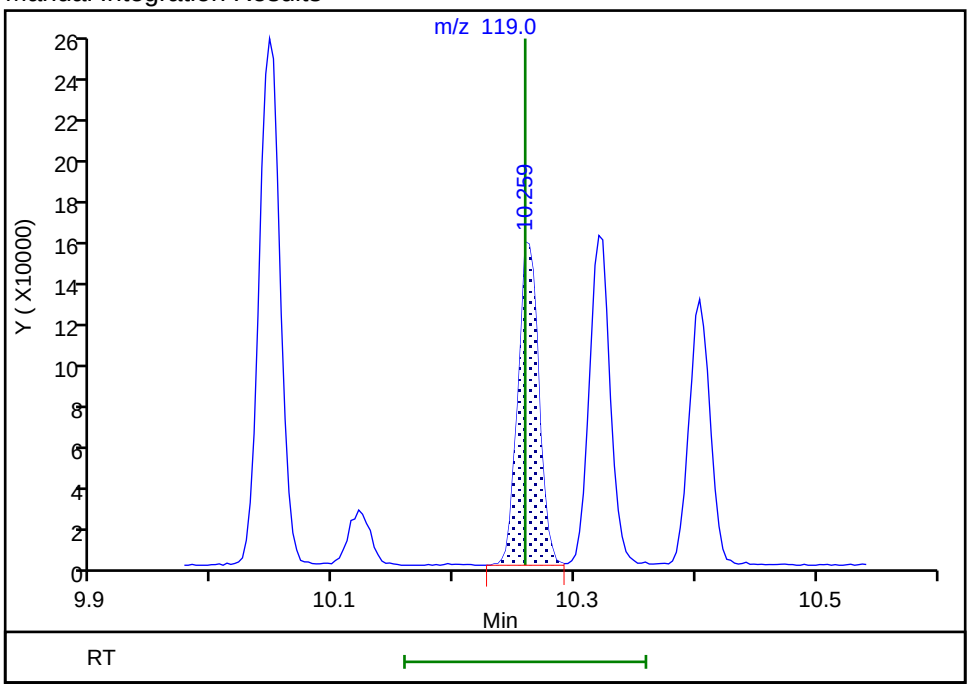

Reviewer: K4WN, 29-Oct-2022 00:44:21
Audit Action: Assigned Compound ID Audit Reason: Incomplete Integration

Eurofins Lancaster Laboratories Environment Testing, LLC
Target Compound Quantitation Report

Data File: \\chromfs\Lancaster\ChromData\9137\20221027-69757.b\WC27X15.D
Lims ID: IC v4
Client ID:
Sample Type: IC Calib Level: 2
Inject. Date: 27-Oct-2022 17:26:30 ALS Bottle#: 15 Worklist Smp#: 16
Purge Vol: 5.000 mL Dil. Factor: 1.0000
Sample Info: 410-0069757-016
Misc. Info.: IC V4
Operator ID: lcp00895 Instrument ID: 9137
Sublist: chrom-MSVoa_9137*sub28

Method: \\chromfs\Lancaster\ChromData\9137\20221027-69757.b\MSVoa_9137.m
Limit Group: MSV - 8260C_D
Last Update: 29-Oct-2022 01:15:02 Calib Date: 27-Oct-2022 17:46:30
Integrator: RTE ID Type: Deconvolution ID
Quant Method: Internal Standard Quant By: Initial Calibration
Last ICal File: \\chromfs\Lancaster\ChromData\9137\20221027-69757.b\WC27X16.D

Column 1 : Rxi-624Sil MS Capillary Column (0.25 mm) Det: MS Quad
Process Host: CTX1618

First Level Reviewer: K4WN Date: 29-Oct-2022 00:48:12

Compound	Sig	RT (min.)	Exp RT (min.)	Dlt RT (min.)	Q	Response	Cal Amt ug/l	OnCol Amt ug/l	Flags
5 Dichlorodifluoromethane	85	1.319	1.316	0.003	31	77064	4.00	4.47	M
6 Chloromethane	50	1.444	1.447	-0.003	99	76108	4.00	4.24	
7 Vinyl chloride	62	1.521	1.514	0.007	90	73362	4.00	4.30	
8 Butadiene	39	1.511	1.521	-0.010	96	80457	4.00	4.71	
10 Bromomethane	94	1.739	1.746	-0.007	91	42101	4.00	4.29	
11 Chloroethane	64	1.771	1.781	-0.010	99	37481	4.00	4.41	
12 Dichlorofluoromethane	67	1.938	1.935	0.003	97	80976	4.00	4.13	
13 Pentane	43	1.989	1.986	0.003	98	56336	4.00	3.91	
14 Trichlorofluoromethane	101	1.980	1.993	-0.013	84	74233	4.00	4.38	
17 1,2-Dichloro-1,1,2-trifluoroetha	67	2.172	2.172	0.000	83	49054	4.00	4.24	
16 Ethanol	45	2.230	2.220	0.010	28	73163	250.0	268.9	M
18 Acrolein	56	2.249	2.249	0.000	99	151814	40.0	45.6	M
19 1,1-Dichloroethene	96	2.333	2.339	-0.006	96	33065	4.00	4.28	
20 Acetone	58	2.381	2.368	0.013	55	17901	8.00	9.62	M
21 1,1,2-Trichloro-1,2,2-trifluoroe	101	2.381	2.374	0.007	89	33938	4.00	4.12	
23 Isopropyl alcohol	45	2.471	2.464	0.007	53	154084	80.0	76.4	M
22 Iodomethane	142	2.477	2.468	0.009	99	48591	4.00	4.14	
24 Carbon disulfide	76	2.538	2.538	0.000	98	98015	4.00	4.21	
25 3-Chloro-1-propene	41	2.641	2.641	0.000	91	53799	4.00	3.92	
27 Methyl acetate	43	2.663	2.654	0.009	22	39819	4.00	3.55	M
28 Methylene Chloride	84	2.753	2.744	0.009	91	37274	4.00	4.32	
* 29 t-Butyl alcohol-d10 (IS)	65	2.849	2.849	0.000	89	723545	250.0	250.0	
30 2-Methyl-2-propanol	59	2.910	2.907	0.003	72	265023	80.0	79.8	M
31 Acrylonitrile	53	2.978	2.965	0.013	89	61415	10.0	10.3	
33 trans-1,2-Dichloroethene	96	2.994	2.994	0.000	97	30884	4.00	4.01	
32 Methyl tert-butyl ether	73	3.023	3.000	0.023	69	113058	4.00	4.25	M
34 Hexane	57	3.260	3.251	0.010	92	43366	4.00	3.85	
35 1,1-Dichloroethane	63	3.382	3.382	0.000	96	59832	4.00	4.21	
37 Isopropyl ether	45	3.446	3.453	-0.007	96	114083	4.00	4.01	
38 2-Chloro-1,3-butadiene	53	3.475	3.472	0.003	94	55362	4.00	4.21	

Compound	Sig	RT (min.)	Exp RT (min.)	Dlt RT (min.)	Q	Response	Cal Amt ug/l	OnCol Amt ug/l	Flags
39 Tert-butyl ethyl ether	59	3.802	3.793	0.009	98	108727	4.00	4.03	
40 cis-1,2-Dichloroethene	96	3.934	3.931	0.003	87	32746	4.00	3.91	
42 2,2-Dichloropropane	77	3.950	3.950	0.000	84	60297	4.00	4.27	
41 2-Butanone (MEK)	43	3.963	3.950	0.013	95	77336	8.00	9.07	M
44 Propionitrile	54	4.008	4.011	-0.003	98	217179	80.0	76.8	
45 Methacrylonitrile	67	4.152	4.146	0.006	92	216800	40.0	39.9	
46 Chlorobromomethane	128	4.165	4.168	-0.003	70	15413	4.00	3.96	M
47 Tetrahydrofuran	71	4.207	4.213	-0.006	64	43039	20.0	19.6	
48 Chloroform	83	4.239	4.245	-0.006	92	56812	4.00	4.28	
$ 50 Dibromofluoromethane (Surr)	113	4.399	4.403	-0.003	93	314484	50.0	50.3	
51 1,1,1-Trichloroethane	97	4.428	4.438	-0.010	96	51458	4.00	3.92	
52 Cyclohexane	56	4.496	4.499	-0.003	92	67617	4.00	3.93	
53 1,1-Dichloropropene	75	4.592	4.589	0.003	95	48799	4.00	4.30	
54 Carbon tetrachloride	117	4.601	4.595	0.006	92	40524	4.00	3.98	
$ 56 1,2-Dichloroethane-d4 (Surr)	102	4.730	4.733	-0.003	80	81804	50.0	48.8	
55 Isobutyl alcohol	41	4.752	4.739	0.013	65	193349	200.0	200.9	M
57 Benzene	78	4.794	4.797	-0.003	96	130130	4.00	3.93	
58 1,2-Dichloroethane	62	4.807	4.807	0.000	58	39851	4.00	3.91	
60 Tert-amyl methyl ether	73	4.922	4.919	0.003	99	102491	4.00	3.95	
* 61 Fluorobenzene (IS)	96	5.076	5.073	0.003	98	1351563	50.0	50.0	
62 n-Heptane	43	5.080	5.083	-0.003	38	40584	4.00	3.93	
63 n-Butanol	56	5.394	5.394	0.000	88	290836	350.0	349.8	
64 Trichloroethene	95	5.455	5.449	0.006	98	32958	4.00	4.10	
65 Methylcyclohexane	83	5.660	5.664	-0.004	89	56658	4.00	4.14	
66 1,2-Dichloropropane	63	5.670	5.683	-0.013	93	34847	4.00	3.99	
67 2-ethoxy-2-methyl butane	87	5.734	5.725	0.009	93	46673	4.00	3.94	
68 Dibromomethane	93	5.789	5.795	-0.006	94	19842	4.00	3.86	
69 Methyl methacrylate	69	5.821	5.814	0.007	95	33974	4.00	4.03	
70 1,4-Dioxane	88	5.818	5.818	0.000	46	40211	200.0	205.7	M
72 Dichlorobromomethane	83	5.965	5.968	-0.003	97	38924	4.00	4.05	
S 73 1,2-Dichloroethene, Total	100				0			7.92	
74 2-Nitropropane	41	6.212	6.206	0.006	99	79584	20.0	19.7	
75 2-Chloroethyl vinyl ether	63	6.302	6.296	0.006	91	23015	4.00	3.60	
77 cis-1,3-Dichloropropene	75	6.443	6.447	-0.004	93	49110	4.00	3.89	
78 4-Methyl-2-pentanone (MIBK)	43	6.633	6.626	0.007	97	136543	8.00	8.31	
$ 79 Toluene-d8 (Surr)	98	6.735	6.739	-0.004	93	1332369	50.0	50.5	
80 Toluene	92	6.812	6.812	0.000	97	79139	4.00	4.13	
81 trans-1,3-Dichloropropene	75	7.056	7.056	0.000	94	43525	4.00	3.90	
83 Ethyl methacrylate	69	7.181	7.175	0.006	92	51839	4.00	4.03	
84 1,1,2-Trichloroethane	97	7.252	7.252	0.000	87	30642	4.00	4.31	
86 Tetrachloroethene	166	7.400	7.400	0.000	95	30449	4.00	4.15	
87 1,3-Dichloropropane	76	7.422	7.422	0.000	91	47561	4.00	3.99	
90 2-Hexanone	43	7.528	7.525	0.003	96	96617	8.00	8.90	
91 Chlorodibromomethane	129	7.647	7.647	0.000	90	26211	4.00	3.89	
93 Ethylene Dibromide	107	7.759	7.749	0.010	99	27871	4.00	3.93	
* 94 Chlorobenzene-d5 (IS)	117	8.195	8.192	0.003	87	997359	50.0	50.0	
95 1-Chlorohexane	91	8.211	8.215	-0.004	95	44121	4.00	4.27	
96 Chlorobenzene	112	8.221	8.218	0.003	90	76605	4.00	3.93	
97 1,1,1,2-Tetrachloroethane	131	8.288	8.298	-0.010	95	28341	4.00	3.87	
98 Ethylbenzene	91	8.324	8.324	0.000	98	148757	4.00	4.11	
99 m-Xylene & p-Xylene	106	8.430	8.430	0.000	99	111842	8.00	8.23	
100 o-Xylene	106	8.770	8.767	0.003	97	58102	4.00	4.06	

Compound	Sig	RT (min.)	Exp RT (min.)	Dlt RT (min.)	Q	Response	Cal Amt ug/l	OnCol Amt ug/l	Flags
101 Styrene	104	8.783	8.779	0.004	95	88777	4.00	3.98	
102 Bromoform	173	8.921	8.921	0.000	95	19531	4.00	3.87	
103 Isopropylbenzene	105	9.075	9.075	0.000	96	148971	4.00	4.15	
105 Cyclohexanone	55	9.142	9.142	0.000	94	175227	200.0	200.6	
$ 106 4-Bromofluorobenzene (Surr)	95	9.190	9.187	0.003	87	513121	50.0	49.9	
107 Bromobenzene	156	9.306	9.306	0.000	94	31284	4.00	3.95	
108 1,1,2,2-Tetrachloroethane	83	9.306	9.309	-0.003	94	53756	4.00	4.05	
109 1,2,3-Trichloropropane	110	9.335	9.338	-0.003	83	15240	4.00	4.00	
110 trans-1,4-Dichloro-2-butene	53	9.351	9.351	0.000	94	170952	40.0	42.0	
111 N-Propylbenzene	91	9.399	9.399	0.000	99	171056	4.00	4.26	
112 2-Chlorotoluene	126	9.463	9.460	0.003	96	33255	4.00	4.08	
113 1,3,5-Trimethylbenzene	105	9.534	9.534	0.000	94	121662	4.00	4.14	
114 4-Chlorotoluene	126	9.543	9.543	0.000	99	32000	4.00	4.00	
116 tert-Butylbenzene	134	9.781	9.781	0.000	94	21444	4.00	3.97	
118 1,2,4-Trimethylbenzene	105	9.816	9.813	0.003	98	122679	4.00	4.07	
119 sec-Butylbenzene	105	9.941	9.941	0.000	94	139761	4.00	4.14	
141 1,3-Dichlorobenzene	146	10.018	10.018	0.000	97	61499	4.00	4.13	
143 4-Isopropyltoluene	119	10.047	10.047	0.000	97	118865	4.00	4.14	
S 142 1,3-Dichloropropene, Total	100				0			7.79	
* 144 1,4-Dichlorobenzene-d4	152	10.066	10.063	0.003	96	545599	50.0	50.0	
145 1,4-Dichlorobenzene	146	10.079	10.082	-0.003	94	63991	4.00	4.12	
146 1,2,3-Trimethylbenzene	105	10.121	10.121	0.000	99	125771	4.00	4.04	
147 Benzyl chloride	91	10.182	10.179	0.003	99	104901	4.00	4.04	
148 1,3-Diethylbenzene	119	10.262	10.259	0.003	95	67018	4.00	3.88	
149 p-Diethylbenzene	119	10.320	10.320	0.000	93	74267	4.00	4.25	
150 n-Butylbenzene	92	10.339	10.336	0.003	98	61467	4.00	4.29	
151 1,2-Dichlorobenzene	146	10.352	10.345	0.007	95	63599	4.00	4.16	
152 o-diethylbenzene	119	10.406	10.403	0.003	95	61740	4.00	4.26	
153 1,2-Dibromo-3-Chloropropane	75	10.881	10.881	0.000	80	15788	4.00	4.24	
154 1,3,5-Trichlorobenzene	180	11.029	11.029	0.000	96	42889	4.00	4.16	
S 155 Xylenes, Total	106				0			12.3	
156 1,2,4-Trichlorobenzene	180	11.436	11.440	-0.004	96	42837	4.00	4.18	
157 Hexachlorobutadiene	225	11.549	11.549	0.000	95	15438	4.00	4.33	
158 Naphthalene	128	11.600	11.600	0.000	97	192212	4.00	4.26	
159 1,2,3-Trichlorobenzene	180	11.760	11.757	0.003	95	43943	4.00	4.11	
160 2-Methylnaphthalene	142	12.322	12.322	0.000	92	102086	4.00	4.15	
S 172 Total Diethylbenzene	1				0			12.4	

QC Flag Legend

Processing Flags

Review Flags

M - Manually Integrated

Reagents:

MSV_CCV_VOC#1_00094	Amount Added: 4.00	Units: uL	
MSV_CCV_CYC_00004	Amount Added: 32.00	Units: uL	
MSV_CCV_VOC#3_00094	Amount Added: 3.20	Units: uL	
MSV_CCV_2CEVE_00090	Amount Added: 4.00	Units: uL	
MSV_CCV_ETOH_00003	Amount Added: 20.00	Units: uL	
MSV_CCV_GASES_00292	Amount Added: 2.00	Units: uL	
MSV_V_VOA2_00163	Amount Added: 12.00	Units: uL	
MSV_Cent_ISSS_00013	Amount Added: 5.00	Units: uL	Run Reagent

Report Date: 29-Oct-2022 01:15:03 Chrom Revision: 2.3 25-Oct-2022 11:16:06

Eurofins Lancaster Laboratories Environment Testing, LLC

Data File:	\\chromfs\Lancaster\ChromData\9137\20221027-69757.b\WC27X15.D				
Injection Date:	27-Oct-2022 17:26:30	Instrument ID:	9137	Operator ID:	lcp00895
Lims ID:	IC v4			Worklist Smp#:	16
Client ID:					
Purge Vol:	5.000 mL	Dil. Factor:	1.0000	ALS Bottle#:	15
Method:	MSVoa_9137	Limit Group:	MSV - 8260C_D		

Column: Rxi-624Sil MS Capillary Column (0.25 mm) Y Scaling: Method Defined: Scale to the Nth Largest Target: 1

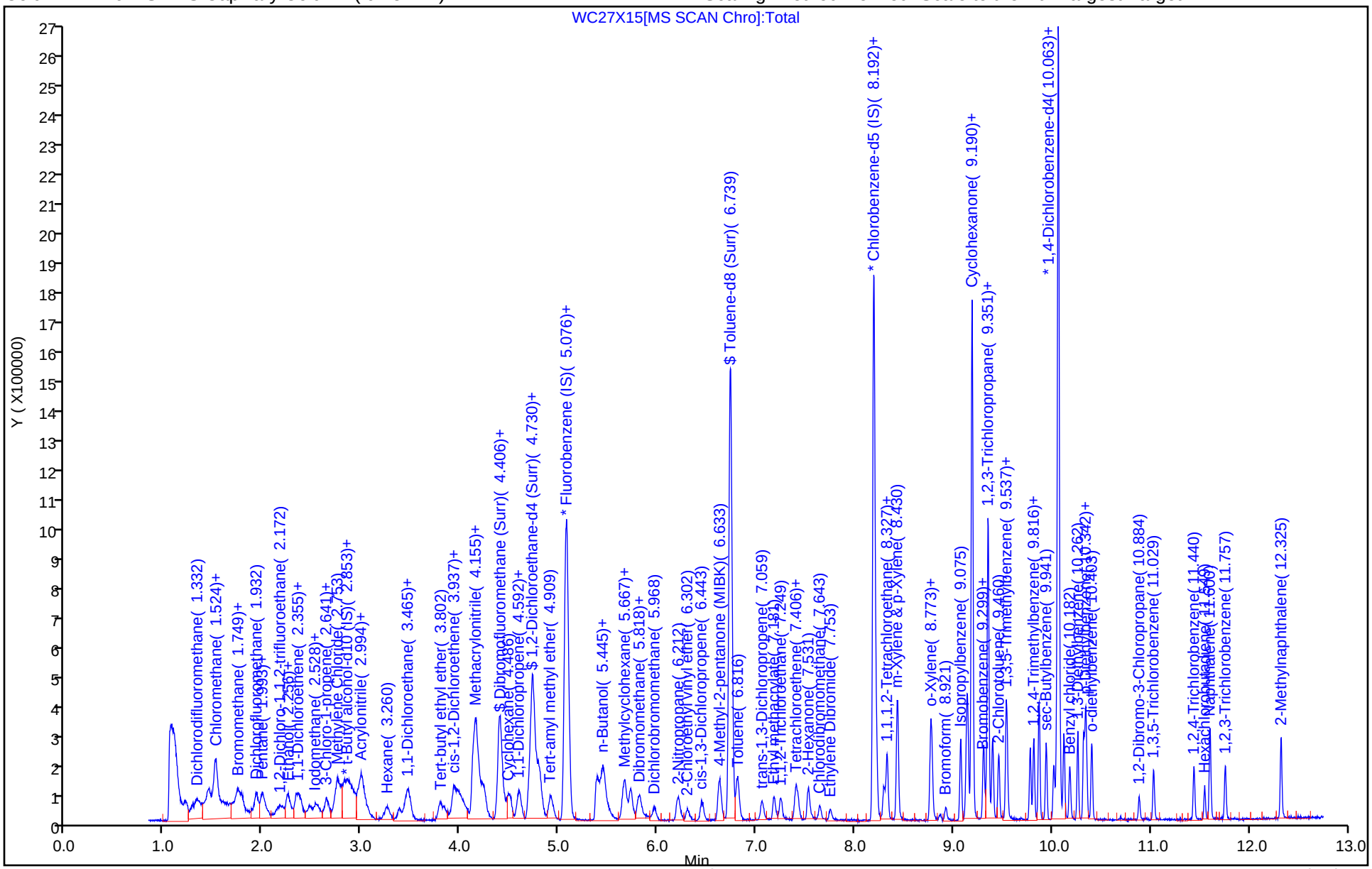

Manual Integration/User Assign Peak Report

Eurofins Lancaster Laboratories Environment Testing, LLC

Data File:	\\chromfs\Lancaster\ChromData\9137\20221027-69757.b\WC27X15.D				
Injection Date:	27-Oct-2022 17:26:30	Instrument ID:	9137		
Lims ID:	IC v4				
Client ID:					
Operator ID:	lcp00895	ALS Bottle#:	15	Worklist Smp#:	16
Purge Vol:	5.000 mL	Dil. Factor:	1.0000		
Method:	MSVoa_9137	Limit Group:	MSV - 8260C_D		
Column:	Rxi-624Sil MS Capillary Column (0.25 mm)	Detector	MS Quad		

5 Dichlorodifluoromethane, CAS: 75-71-8

Signal: 1

Processing Integration Results

RT: 1.32
Area: 66351
Amount: 4.084696
Amount Units: ug/l

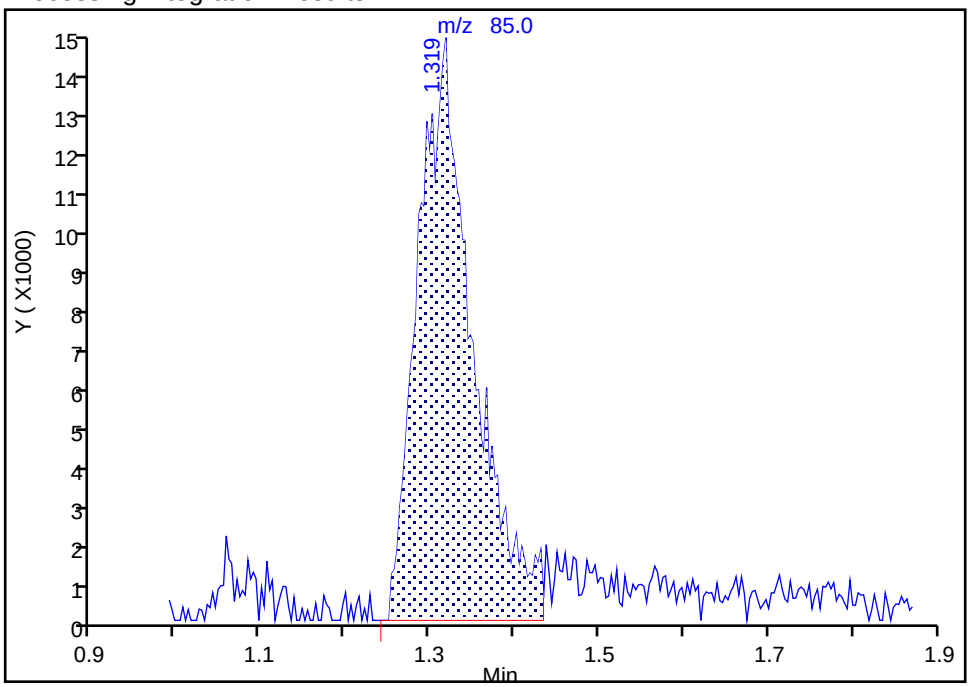

Manual Integration Results

RT: 1.32
Area: 77064
Amount: 4.468459
Amount Units: ug/l

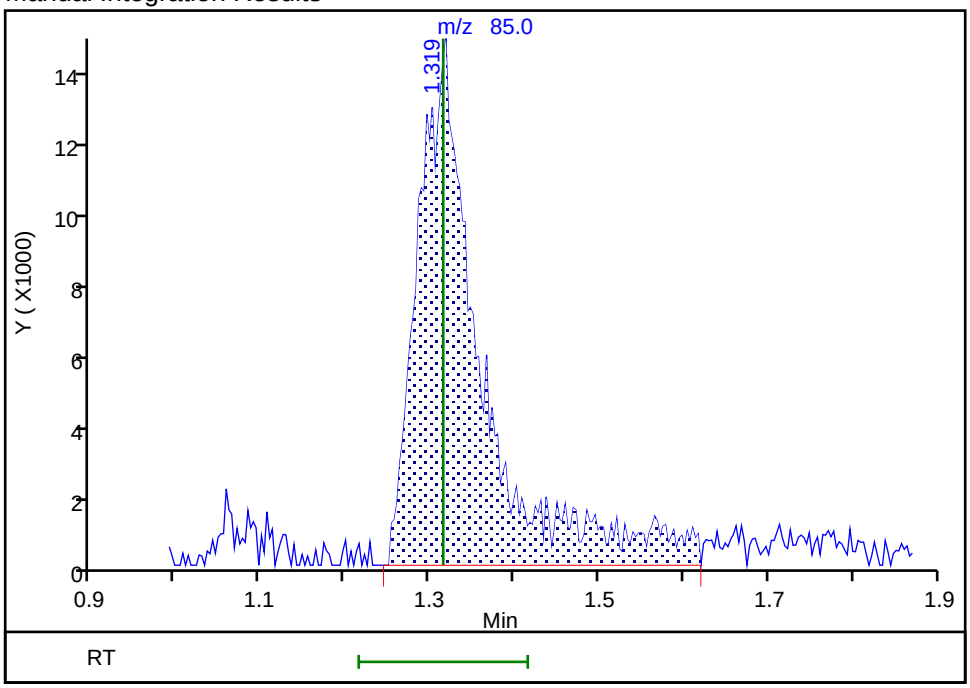

Reviewer: K4WN, 29-Oct-2022 00:44:53
Audit Action: Manually Integrated Audit Reason: Incomplete Integration

Manual Integration/User Assign Peak Report

Eurofins Lancaster Laboratories Environment Testing, LLC

Data File:	\\chromfs\Lancaster\ChromData\9137\20221027-69757.b\WC27X15.D				
Injection Date:	27-Oct-2022 17:26:30	Instrument ID:	9137		
Lims ID:	IC v4				
Client ID:					
Operator ID:	lcp00895	ALS Bottle#:	15	Worklist Smp#:	16
Purge Vol:	5.000 mL	Dil. Factor:	1.0000		
Method:	MSVoa_9137	Limit Group:	MSV - 8260C_D		
Column:	Rxi-624Sil MS Capillary Column (0.25 mm)	Detector	MS Quad		

16 Ethanol, CAS: 64-17-5

Signal: 1

Processing Integration Results

RT: 2.11
Area: 21857
Amount: 102.5786
Amount Units: ug/l

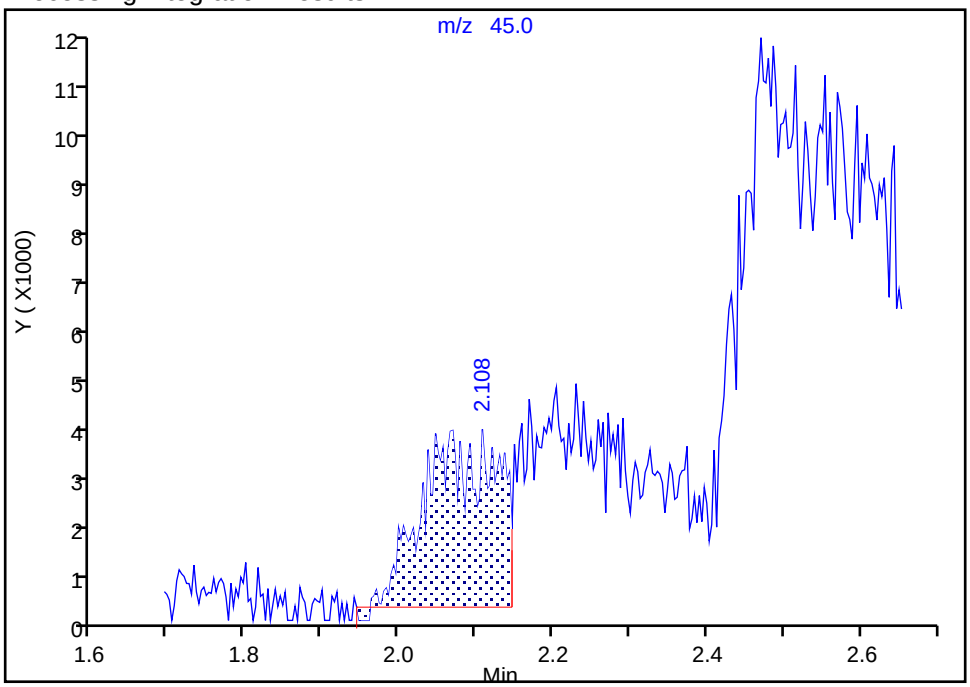

Manual Integration Results

RT: 2.23
Area: 73163
Amount: 268.8609
Amount Units: ug/l

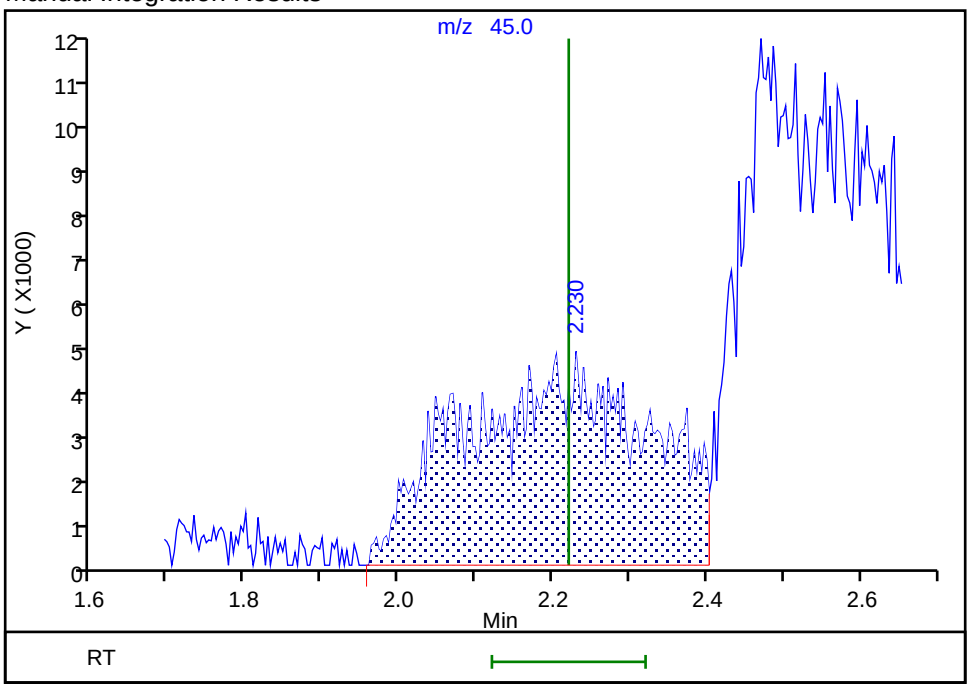

Reviewer: K4WN, 29-Oct-2022 00:46:01
Audit Action: Assigned New Baseline Audit Reason: Incomplete Integration

Manual Integration/User Assign Peak Report

Eurofins Lancaster Laboratories Environment Testing, LLC

Data File:	\\chromfs\Lancaster\ChromData\9137\20221027-69757.b\WC27X15.D				
Injection Date:	27-Oct-2022 17:26:30	Instrument ID:	9137		
Lims ID:	IC v4				
Client ID:					
Operator ID:	lcp00895	ALS Bottle#:	15	Worklist Smp#:	16
Purge Vol:	5.000 mL	Dil. Factor:	1.0000		
Method:	MSVoa_9137	Limit Group:	MSV - 8260C_D		
Column:	Rxi-624Sil MS Capillary Column (0.25 mm)	Detector	MS Quad		

18 Acrolein, CAS: 107-02-8

Signal: 1

Processing Integration Results

RT: 2.25
Area: 144003
Amount: 40.579122
Amount Units: ug/l

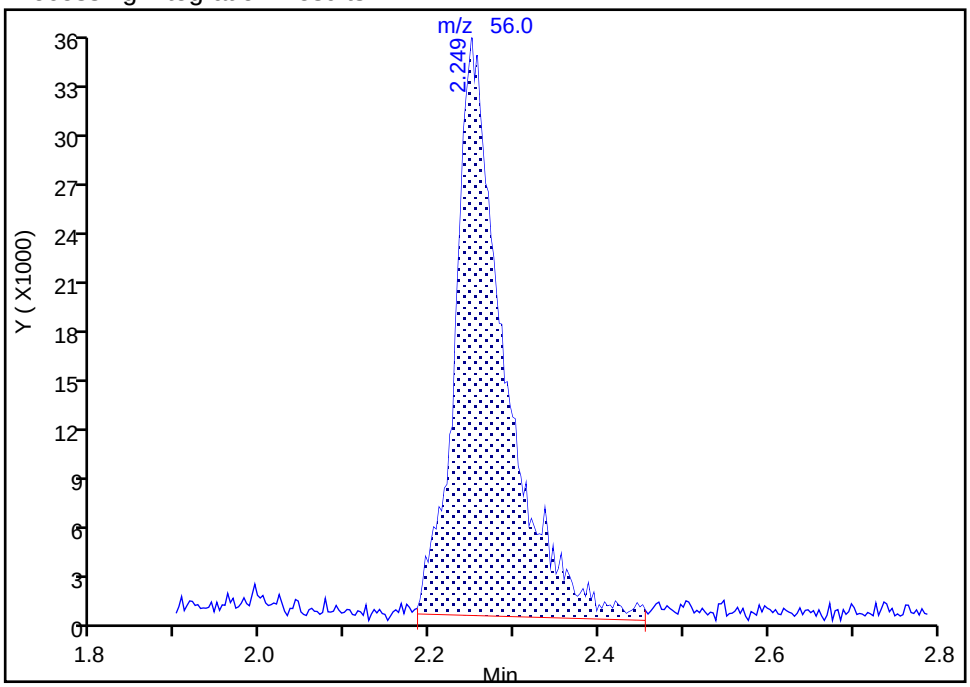

Manual Integration Results

RT: 2.25
Area: 151814
Amount: 45.572030
Amount Units: ug/l

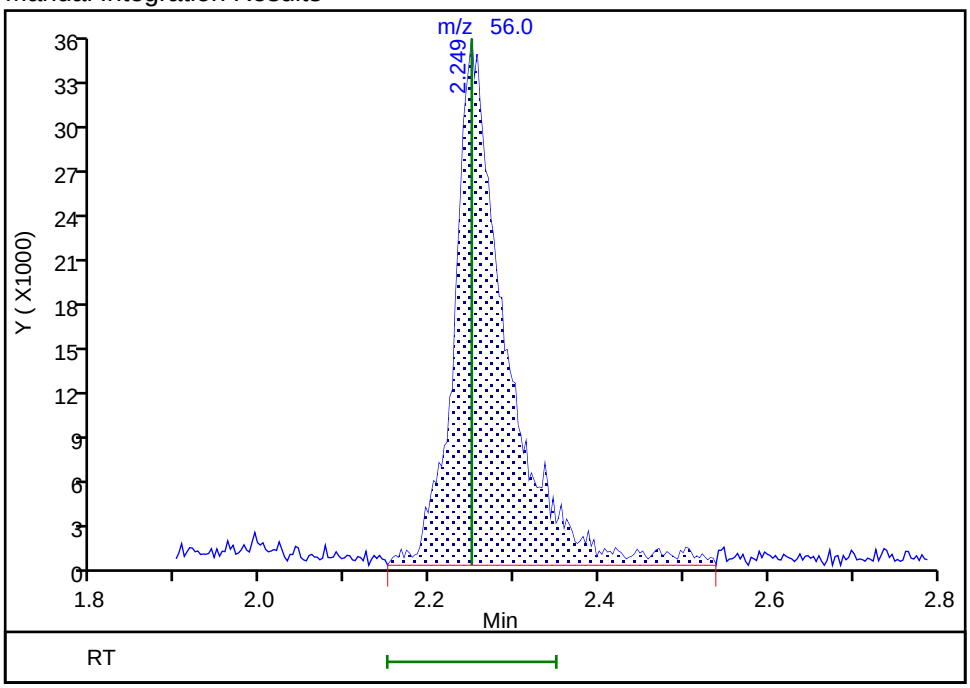

Reviewer: K4WN, 29-Oct-2022 00:46:09

Audit Action: Manually Integrated Audit Reason: Incomplete Integration

Manual Integration/User Assign Peak Report

Eurofins Lancaster Laboratories Environment Testing, LLC

Data File:	\\chromfs\Lancaster\ChromData\9137\20221027-69757.b\WC27X15.D				
Injection Date:	27-Oct-2022 17:26:30	Instrument ID:	9137		
Lims ID:	IC v4				
Client ID:					
Operator ID:	lcp00895	ALS Bottle#:	15	Worklist Smp#:	16
Purge Vol:	5.000 mL	Dil. Factor:	1.0000		
Method:	MSVoa_9137	Limit Group:	MSV - 8260C_D		
Column:	Rxi-624Sil MS Capillary Column (0.25 mm)	Detector	MS Quad		

20 Acetone, CAS: 67-64-1

Signal: 1

Processing Integration Results

RT: 2.38
Area: 7767
Amount: 4.351940
Amount Units: ug/l

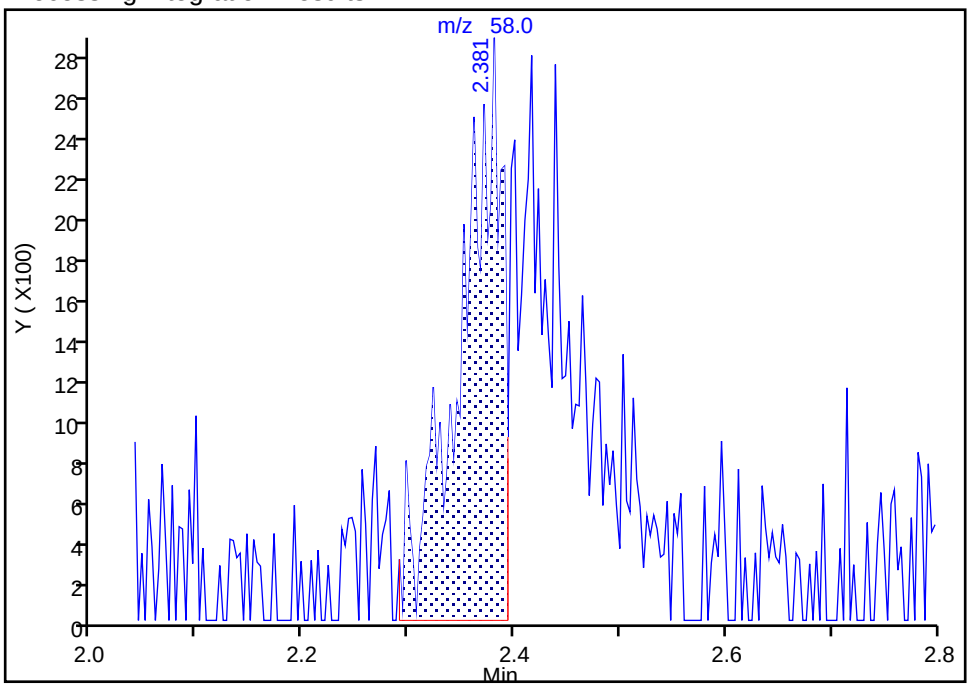

Manual Integration Results

RT: 2.38
Area: 17901
Amount: 9.623132
Amount Units: ug/l

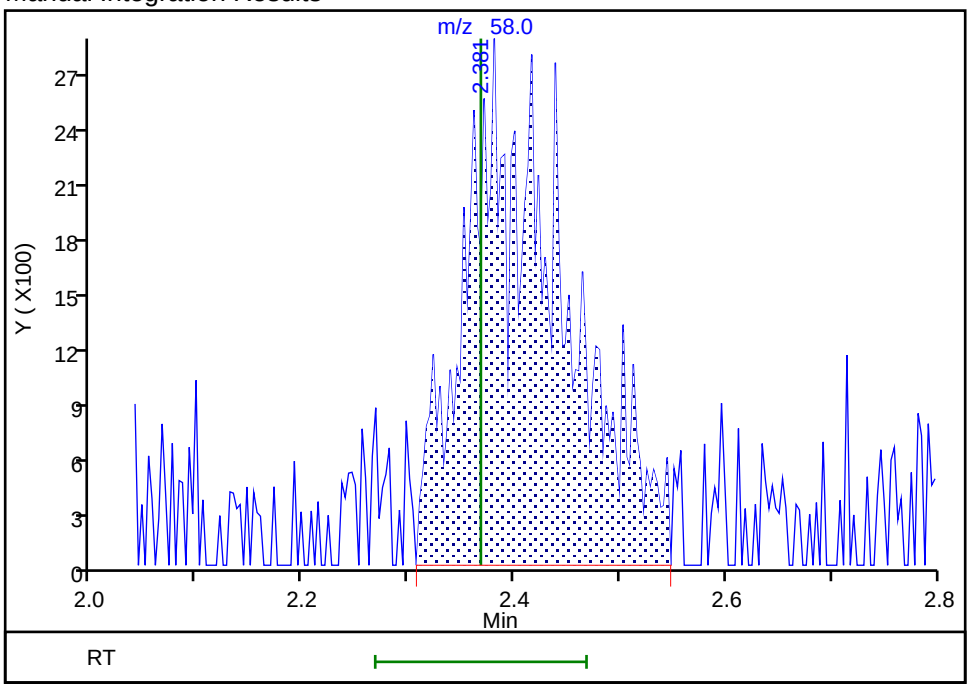

Reviewer: K4WN, 29-Oct-2022 01:06:43

Audit Action: Manually Integrated Audit Reason: Incomplete Integration

Manual Integration/User Assign Peak Report

Eurofins Lancaster Laboratories Environment Testing, LLC

Data File:	\\chromfs\Lancaster\ChromData\9137\20221027-69757.b\WC27X15.D				
Injection Date:	27-Oct-2022 17:26:30	Instrument ID:	9137		
Lims ID:	IC v4				
Client ID:					
Operator ID:	lcp00895	ALS Bottle#:	15	Worklist Smp#:	16
Purge Vol:	5.000 mL	Dil. Factor:	1.0000		
Method:	MSVoa_9137	Limit Group:	MSV - 8260C_D		
Column:	Rxi-624Sil MS Capillary Column (0.25 mm)	Detector	MS Quad		

23 Isopropyl alcohol, CAS: 67-63-0

Signal: 1

Processing Integration Results

RT: 2.47
Area: 126941
Amount: 66.229361
Amount Units: ug/l

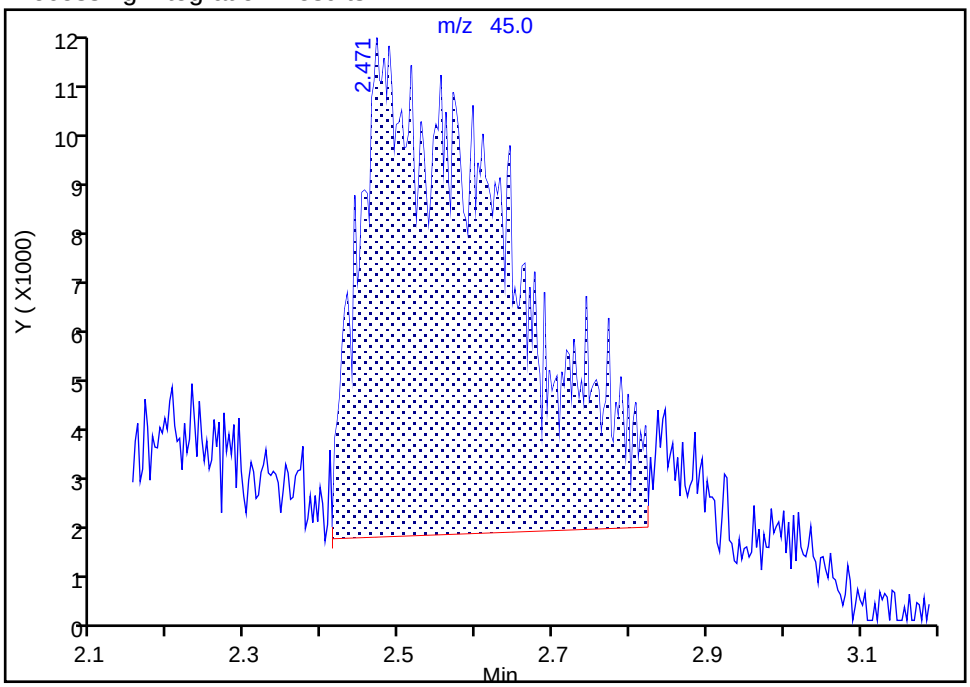

Manual Integration Results

RT: 2.47
Area: 154084
Amount: 76.364999
Amount Units: ug/l

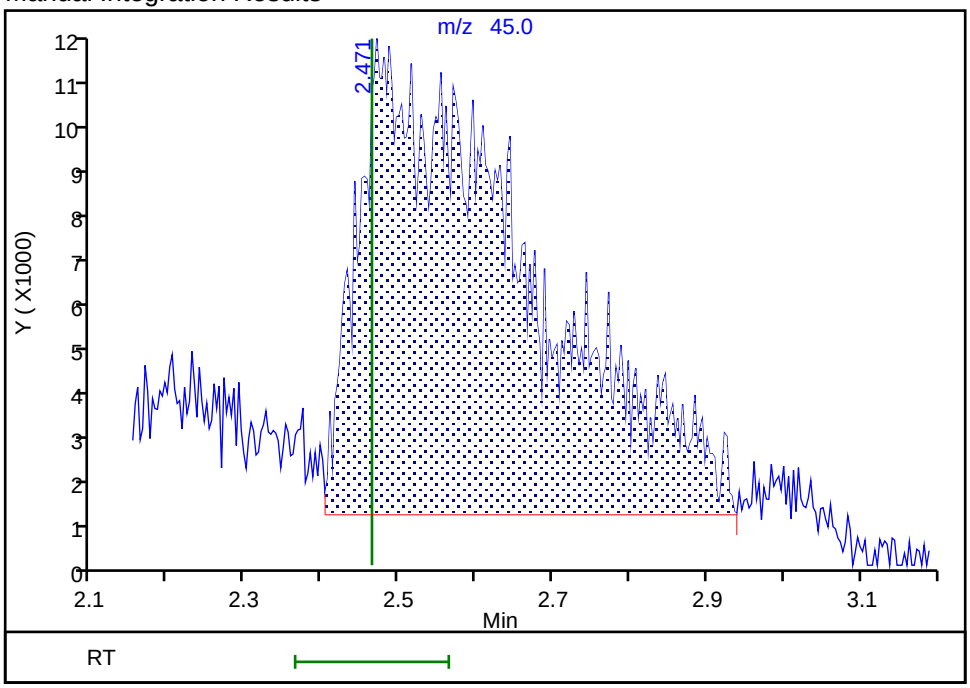

Reviewer: K4WN, 29-Oct-2022 01:01:35

Audit Action: Assigned New Baseline Audit Reason: Incomplete Integration

Manual Integration/User Assign Peak Report

Eurofins Lancaster Laboratories Environment Testing, LLC

Data File:	\\chromfs\Lancaster\ChromData\9137\20221027-69757.b\WC27X15.D				
Injection Date:	27-Oct-2022 17:26:30	Instrument ID:	9137		
Lims ID:	IC v4				
Client ID:					
Operator ID:	lcp00895	ALS Bottle#:	15	Worklist Smp#:	16
Purge Vol:	5.000 mL	Dil. Factor:	1.0000		
Method:	MSVoa_9137	Limit Group:	MSV - 8260C_D		
Column:	Rxi-624Sil MS Capillary Column (0.25 mm)	Detector	MS Quad		

27 Methyl acetate, CAS: 79-20-9

Signal: 1

Processing Integration Results

RT: 2.66
Area: 55247
Amount: 4.966464
Amount Units: ug/l

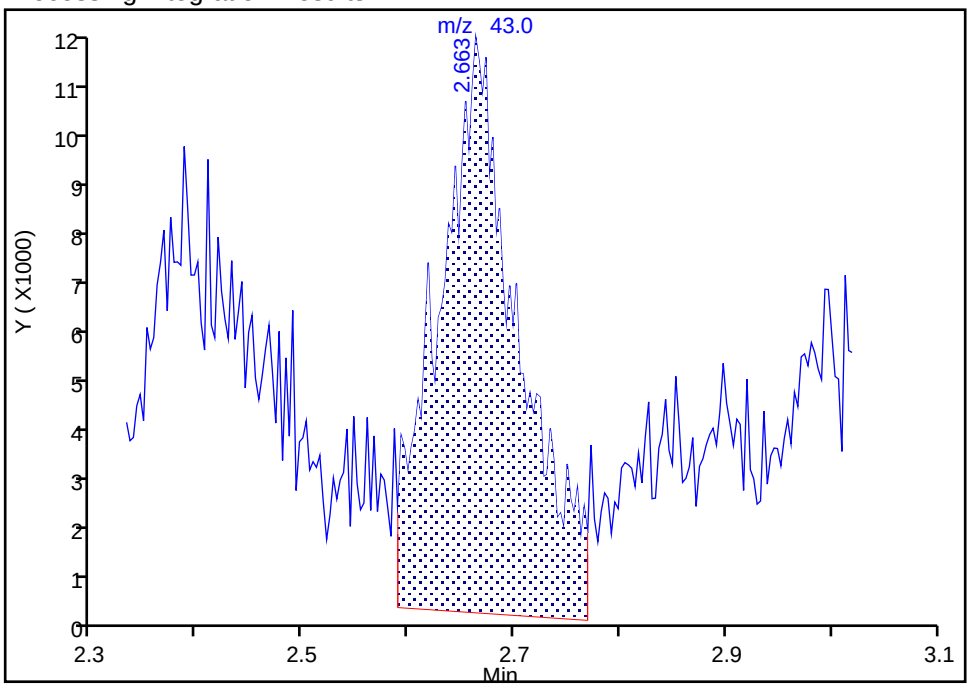

Manual Integration Results

RT: 2.66
Area: 39819
Amount: 3.550599
Amount Units: ug/l

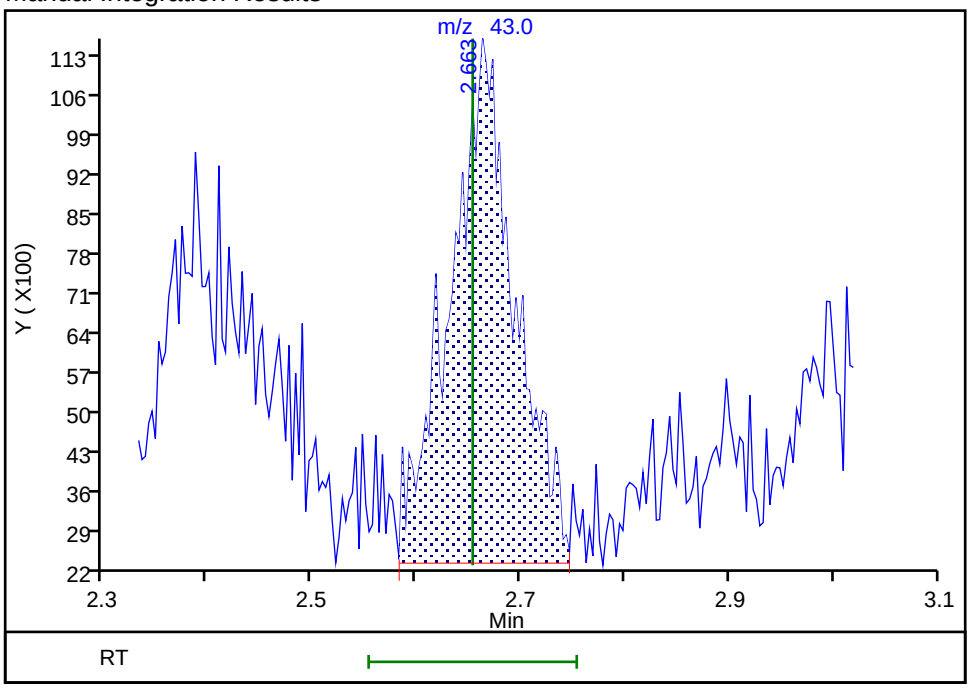

Reviewer: K4WN, 29-Oct-2022 00:46:52
Audit Action: Assigned New Baseline Audit Reason: Incomplete Integration

Manual Integration/User Assign Peak Report

Eurofins Lancaster Laboratories Environment Testing, LLC

Data File:	\\chromfs\Lancaster\ChromData\9137\20221027-69757.b\WC27X15.D				
Injection Date:	27-Oct-2022 17:26:30	Instrument ID:	9137		
Lims ID:	IC v4				
Client ID:					
Operator ID:	lcp00895	ALS Bottle#:	15	Worklist Smp#:	16
Purge Vol:	5.000 mL	Dil. Factor:	1.0000		
Method:	MSVoa_9137	Limit Group:	MSV - 8260C_D		
Column:	Rxi-624Sil MS Capillary Column (0.25 mm)	Detector	MS Quad		

30 2-Methyl-2-propanol, CAS: 75-65-0

Signal: 1

Processing Integration Results

RT: 2.91
Area: 169104
Amount: 56.503735
Amount Units: ug/l

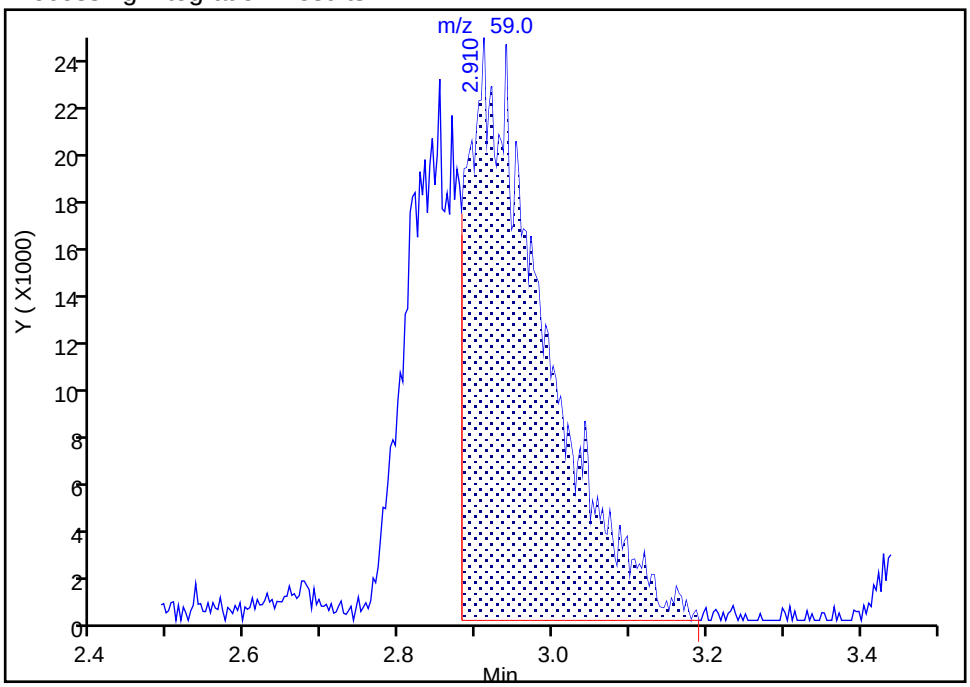

Manual Integration Results

RT: 2.91
Area: 265023
Amount: 79.759919
Amount Units: ug/l

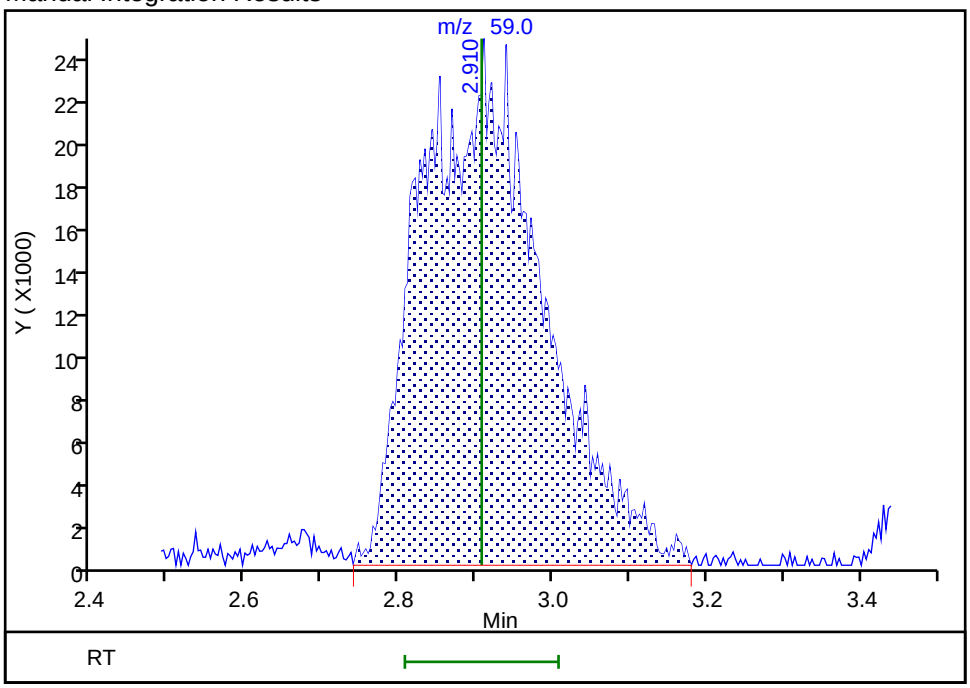

Reviewer: K4WN, 29-Oct-2022 00:47:00

Audit Action: Manually Integrated Audit Reason: Incomplete Integration

Manual Integration/User Assign Peak Report

Eurofins Lancaster Laboratories Environment Testing, LLC

Data File:	\\chromfs\Lancaster\ChromData\9137\20221027-69757.b\WC27X15.D				
Injection Date:	27-Oct-2022 17:26:30	Instrument ID:	9137		
Lims ID:	IC v4				
Client ID:					
Operator ID:	lcp00895	ALS Bottle#:	15	Worklist Smp#:	16
Purge Vol:	5.000 mL	Dil. Factor:	1.0000		
Method:	MSVoa_9137	Limit Group:	MSV - 8260C_D		
Column:	Rxi-624Sil MS Capillary Column (0.25 mm)	Detector	MS Quad		

32 Methyl tert-butyl ether, CAS: 1634-04-4

Signal: 1

Processing Integration Results

RT: 3.02
Area: 107058
Amount: 4.295750
Amount Units: ug/l

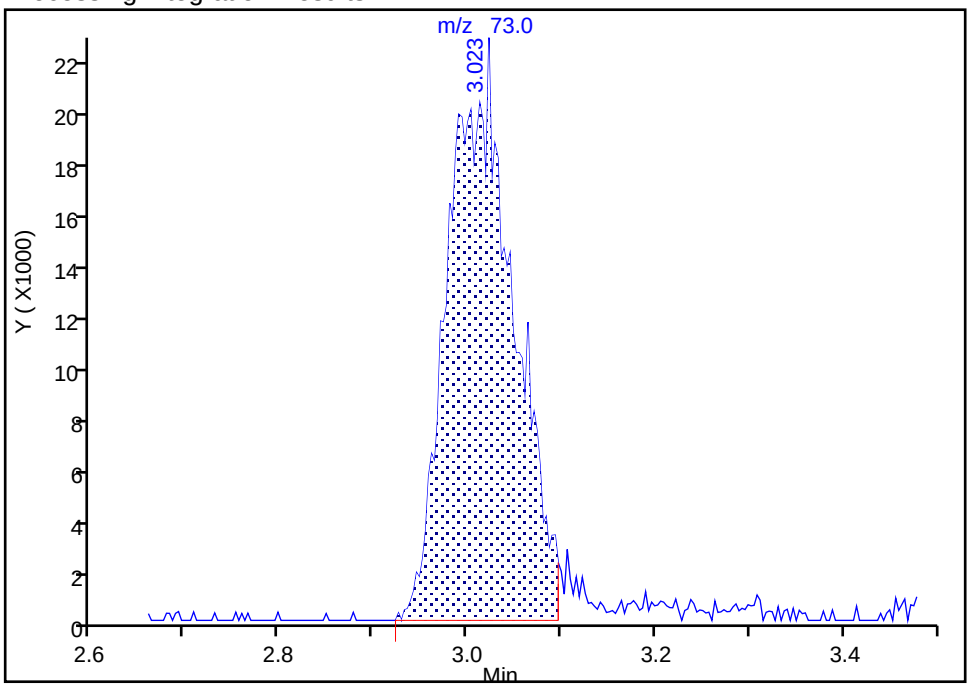

Manual Integration Results

RT: 3.02
Area: 113058
Amount: 4.246652
Amount Units: ug/l

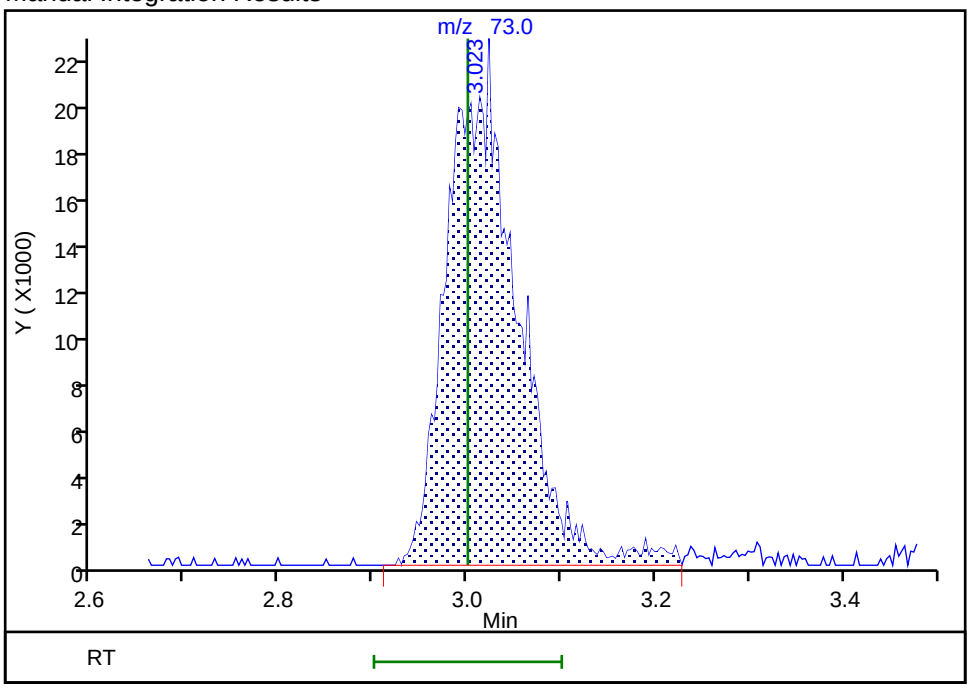

Reviewer: K4WN, 29-Oct-2022 00:47:07

Audit Action: Manually Integrated Audit Reason: Incomplete Integration

Manual Integration/User Assign Peak Report

Eurofins Lancaster Laboratories Environment Testing, LLC

Data File:	\\chromfs\Lancaster\ChromData\9137\20221027-69757.b\WC27X15.D				
Injection Date:	27-Oct-2022 17:26:30	Instrument ID:	9137		
Lims ID:	IC v4				
Client ID:					
Operator ID:	lcp00895	ALS Bottle#:	15	Worklist Smp#:	16
Purge Vol:	5.000 mL	Dil. Factor:	1.0000		
Method:	MSVoa_9137	Limit Group:	MSV - 8260C_D		
Column:	Rxi-624Sil MS Capillary Column (0.25 mm)	Detector	MS Quad		

41 2-Butanone (MEK), CAS: 78-93-3

Signal: 1

Processing Integration Results

RT: 3.96
Area: 62947
Amount: 8.026601
Amount Units: ug/l

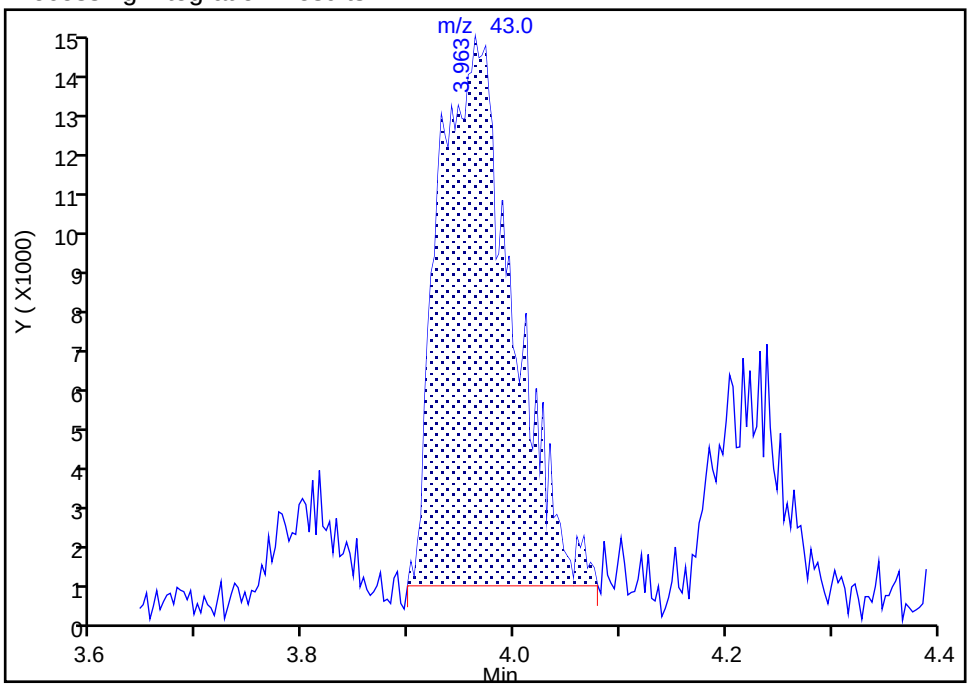

Manual Integration Results

RT: 3.96
Area: 77336
Amount: 9.067372
Amount Units: ug/l

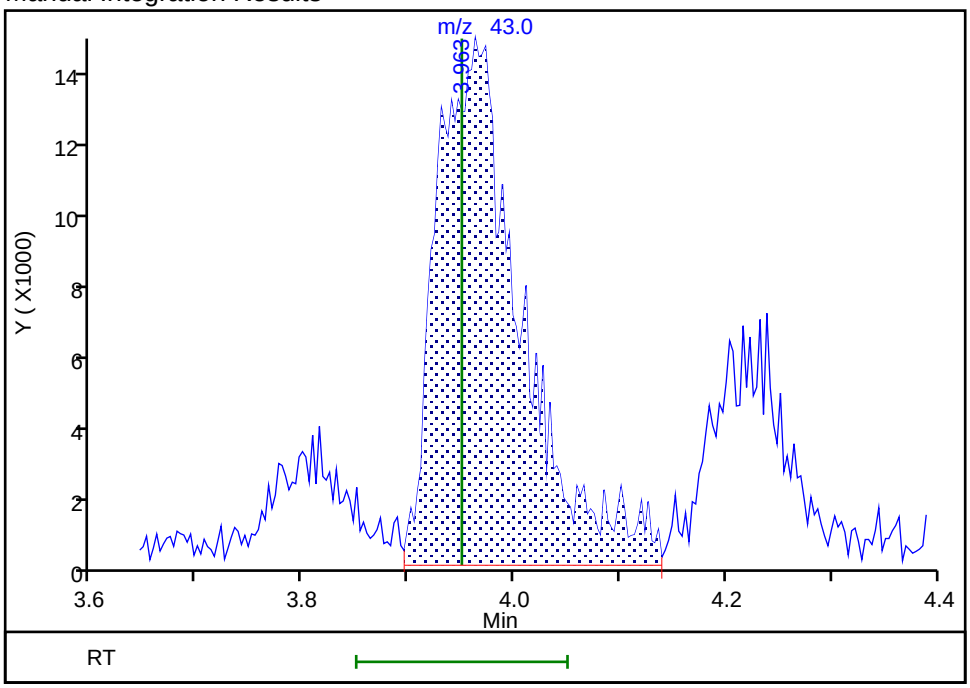

Reviewer: K4WN, 29-Oct-2022 00:47:20
Audit Action: Assigned New Baseline Audit Reason: Incomplete Integration

Manual Integration/User Assign Peak Report

Eurofins Lancaster Laboratories Environment Testing, LLC

Data File:	\\chromfs\Lancaster\ChromData\9137\20221027-69757.b\WC27X15.D				
Injection Date:	27-Oct-2022 17:26:30	Instrument ID:	9137		
Lims ID:	IC v4				
Client ID:					
Operator ID:	lcp00895	ALS Bottle#:	15	Worklist Smp#:	16
Purge Vol:	5.000 mL	Dil. Factor:	1.0000		
Method:	MSVoa_9137	Limit Group:	MSV - 8260C_D		
Column:	Rxi-624Sil MS Capillary Column (0.25 mm)	Detector	MS Quad		

46 Chlorobromomethane, CAS: 74-97-5

Signal: 1

Processing Integration Results

RT: 4.17
Area: 10550
Amount: 3.040899
Amount Units: ug/l

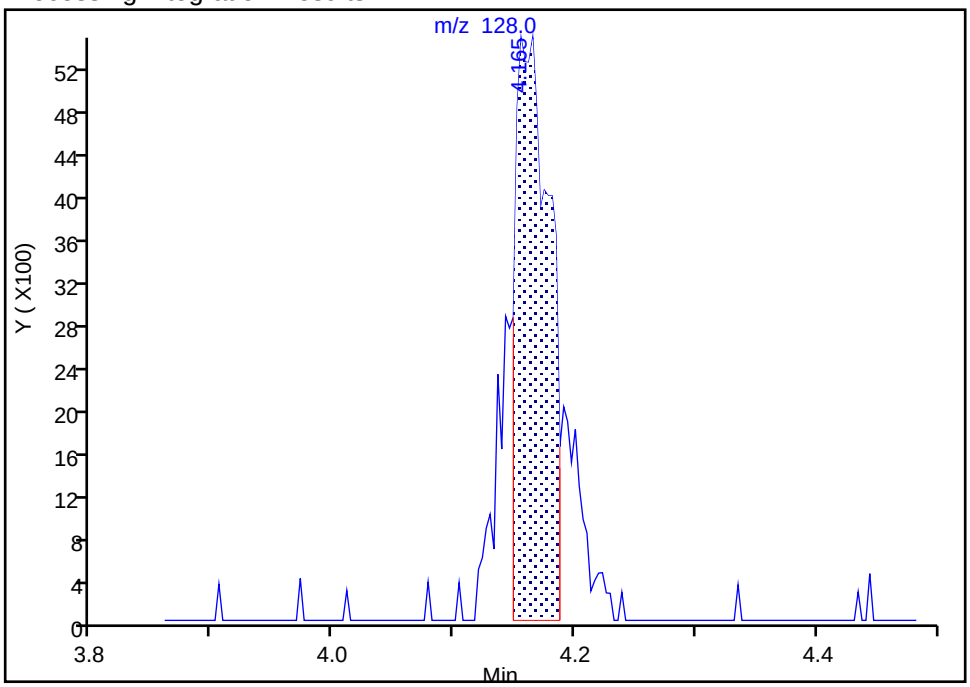

Manual Integration Results

RT: 4.17
Area: 15413
Amount: 3.955291
Amount Units: ug/l

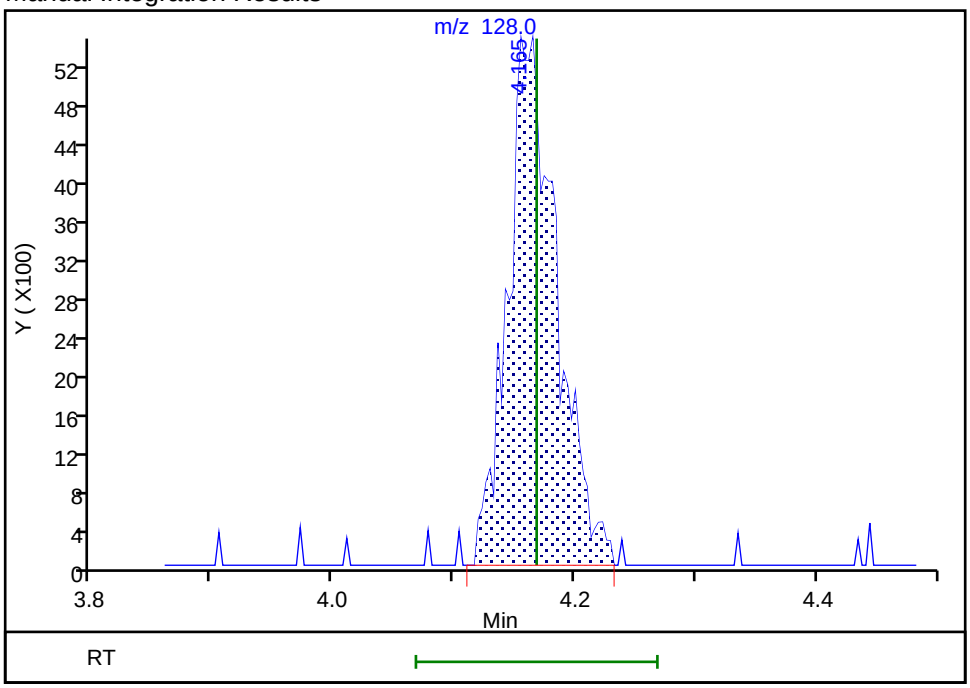

Reviewer: K4WN, 29-Oct-2022 00:47:30

Audit Action: Manually Integrated Audit Reason: Incomplete Integration

Manual Integration/User Assign Peak Report

Eurofins Lancaster Laboratories Environment Testing, LLC

Data File:	\\chromfs\Lancaster\ChromData\9137\20221027-69757.b\WC27X15.D				
Injection Date:	27-Oct-2022 17:26:30	Instrument ID:	9137		
Lims ID:	IC v4				
Client ID:					
Operator ID:	lcp00895	ALS Bottle#:	15	Worklist Smp#:	16
Purge Vol:	5.000 mL	Dil. Factor:	1.0000		
Method:	MSVoa_9137	Limit Group:	MSV - 8260C_D		
Column:	Rxi-624Sil MS Capillary Column (0.25 mm)	Detector	MS Quad		

55 Isobutyl alcohol, CAS: 78-83-1

Signal: 1

Processing Integration Results

RT: 4.75
Area: 115375
Amount: 127.2684
Amount Units: ug/l

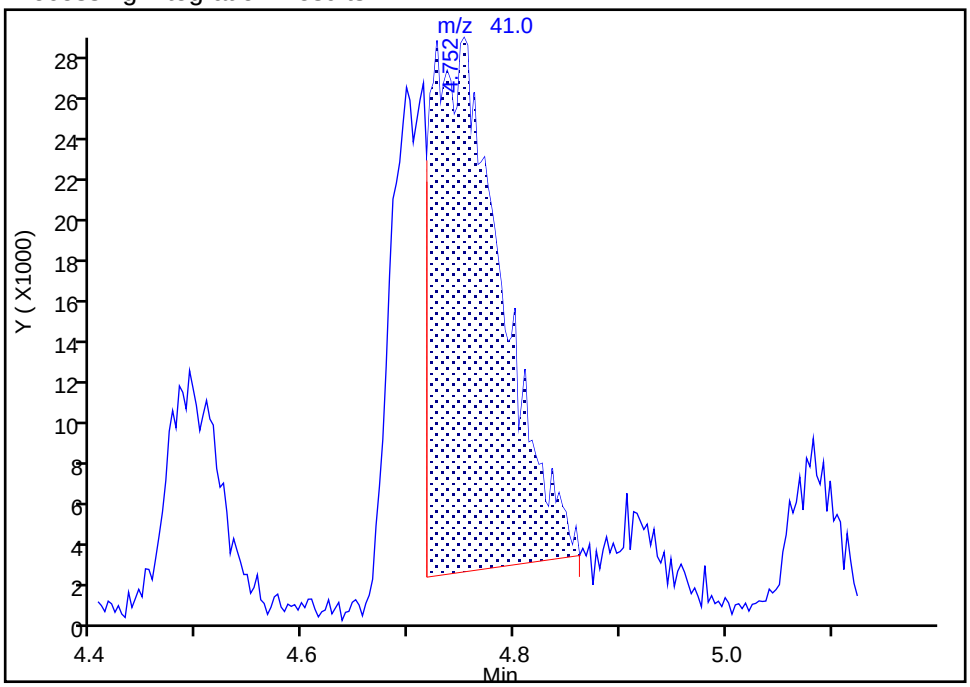

Manual Integration Results

RT: 4.75
Area: 193349
Amount: 200.9354
Amount Units: ug/l

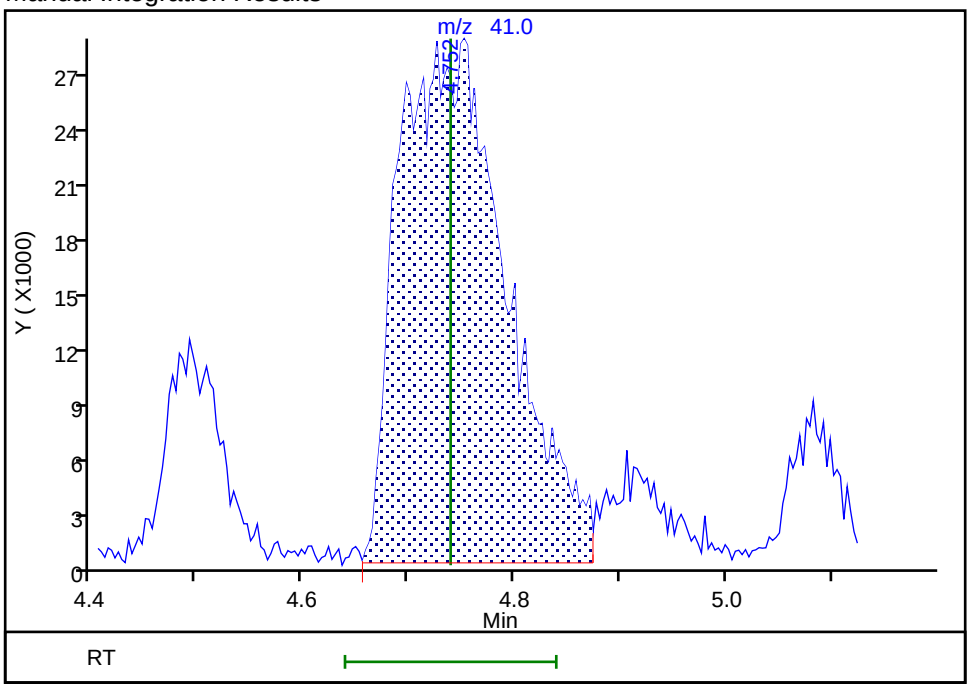

Reviewer: K4WN, 29-Oct-2022 00:47:44
Audit Action: Assigned New Baseline Audit Reason: Incomplete Integration

Manual Integration/User Assign Peak Report

Eurofins Lancaster Laboratories Environment Testing, LLC

Data File:	\\chromfs\Lancaster\ChromData\9137\20221027-69757.b\WC27X15.D				
Injection Date:	27-Oct-2022 17:26:30	Instrument ID:	9137		
Lims ID:	IC v4				
Client ID:					
Operator ID:	lcp00895	ALS Bottle#:	15	Worklist Smp#:	16
Purge Vol:	5.000 mL	Dil. Factor:	1.0000		
Method:	MSVoa_9137	Limit Group:	MSV - 8260C_D		
Column:	Rxi-624Sil MS Capillary Column (0.25 mm)	Detector	MS Quad		

70 1,4-Dioxane, CAS: 123-91-1

Signal: 1

Processing Integration Results

RT: 5.82
Area: 13280
Amount: 81.084873
Amount Units: ug/l

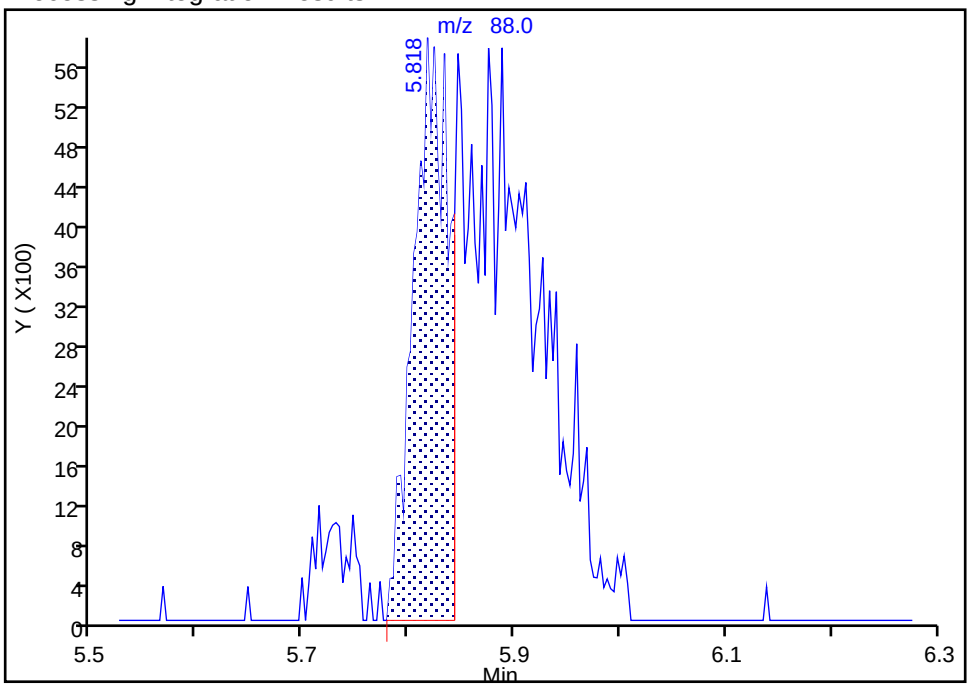

Manual Integration Results

RT: 5.82
Area: 40211
Amount: 205.6716
Amount Units: ug/l

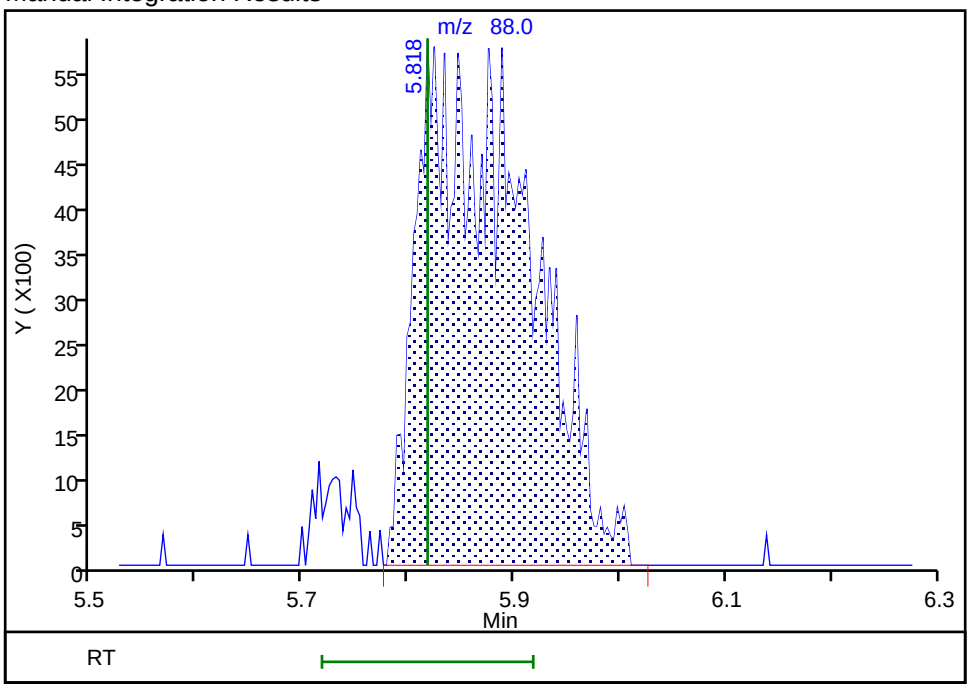

Reviewer: K4WN, 29-Oct-2022 00:47:56

Audit Action: Manually Integrated Audit Reason: Incomplete Integration

Eurofins Lancaster Laboratories Environment Testing, LLC
Target Compound Quantitation Report

Data File: \\chromfs\Lancaster\ChromData\9137\20221027-69757.b\WC27X16.D
Lims ID: IC v1
Client ID:
Sample Type: IC Calib Level: 1
Inject. Date: 27-Oct-2022 17:46:30 ALS Bottle#: 16 Worklist Smp#: 17
Purge Vol: 5.000 mL Dil. Factor: 1.0000
Sample Info: 410-0069757-017
Misc. Info.: IC V1
Operator ID: lcp00895 Instrument ID: 9137
Sublist: chrom-MSVoa_9137*sub28

Method: \\chromfs\Lancaster\ChromData\9137\20221027-69757.b\MSVoa_9137.m
Limit Group: MSV - 8260C_D
Last Update: 29-Oct-2022 01:15:08 Calib Date: 27-Oct-2022 17:46:30
Integrator: RTE ID Type: Deconvolution ID
Quant Method: Internal Standard Quant By: Initial Calibration
Last ICal File: \\chromfs\Lancaster\ChromData\9137\20221027-69757.b\WC27X16.D

Column 1 : Rxi-624Sil MS Capillary Column (0.25 mm) Det: MS Quad
Process Host: CTX1618

First Level Reviewer: K4WN Date: 29-Oct-2022 00:54:21

Compound	Sig	RT (min.)	Exp RT (min.)	Dlt RT (min.)	Q	Response	Cal Amt ug/l	OnCol Amt ug/l	Flags
5 Dichlorodifluoromethane	85	1.296	1.316	-0.020	17	20914	1.00	1.17	M
6 Chloromethane	50	1.444	1.447	-0.003	48	19586	1.00	1.06	
7 Vinyl chloride	62	1.518	1.514	0.004	89	17191	1.00	0.9759	
8 Butadiene	39	1.511	1.521	-0.010	94	18694	1.00	1.06	M
10 Bromomethane	94	1.739	1.746	-0.007	54	11365	1.00	1.12	M
11 Chloroethane	64	1.774	1.781	-0.007	31	8298	1.00	0.9448	M
12 Dichlorofluoromethane	67	1.928	1.935	-0.007	94	21833	1.00	1.08	
13 Pentane	43	1.986	1.986	0.000	90	17647	1.00	1.19	M
14 Trichlorofluoromethane	101	1.983	1.993	-0.010	39	15397	1.00	0.8785	
17 1,2-Dichloro-1,1,2-trifluoroetha	67	2.175	2.172	0.003	49	14951	1.00	1.25	M
16 Ethanol	45	2.169	2.220	-0.051	50	17366	62.5	76.7	M
18 Acrolein	56	2.240	2.249	-0.009	91	42134	10.0	15.2	
19 1,1-Dichloroethene	96	2.326	2.339	-0.013	44	8525	1.00	1.07	M
20 Acetone	58	2.426	2.368	0.058	76	5477	2.00	3.54	M
21 1,1,2-Trichloro-1,2,2-trifluoroe	101	2.374	2.374	0.000	32	7435	1.00	0.8747	
23 Isopropyl alcohol	45	2.499	2.464	0.035	25	35061	20.0	20.9	M
22 Iodomethane	142	2.487	2.468	0.019	69	10919	1.00	0.9009	
24 Carbon disulfide	76	2.535	2.538	-0.003	95	22167	1.00	0.9207	
25 3-Chloro-1-propene	41	2.634	2.641	-0.007	83	15505	1.00	1.09	M
27 Methyl acetate	43	2.654	2.654	0.000	91	12896	1.00	1.11	M
28 Methylene Chloride	84	2.756	2.744	0.012	81	9608	1.00	1.08	
* 29 t-Butyl alcohol-d10 (IS)	65	2.846	2.849	-0.003	69	601720	250.0	250.0	
30 2-Methyl-2-propanol	59	2.923	2.907	0.016	28	57249	20.0	20.7	M
31 Acrylonitrile	53	2.994	2.965	0.029	61	15870	2.50	2.57	
33 trans-1,2-Dichloroethene	96	3.003	2.994	0.009	90	7977	1.00	1.00	M
32 Methyl tert-butyl ether	73	3.003	3.000	0.003	73	26948	1.00	0.9798	M
34 Hexane	57	3.260	3.251	0.010	70	14910	1.00	1.28	
35 1,1-Dichloroethane	63	3.395	3.382	0.013	14	12967	1.00	0.8828	
37 Isopropyl ether	45	3.462	3.453	0.009	79	28318	1.00	0.9633	
38 2-Chloro-1,3-butadiene	53	3.475	3.472	0.003	42	12870	1.00	0.9485	

Compound	Sig	RT (min.)	Exp RT (min.)	Dlt RT (min.)	Q	Response	Cal Amt ug/l	OnCol Amt ug/l	Flags
39 Tert-butyl ethyl ether	59	3.789	3.793	-0.004	93	26166	1.00	0.9386	M
40 cis-1,2-Dichloroethene	96	3.944	3.931	0.013	77	9240	1.00	1.07	
42 2,2-Dichloropropane	77	3.947	3.950	-0.003	69	14668	1.00	1.01	
41 2-Butanone (MEK)	43	3.979	3.950	0.029	20	21985	2.00	2.50	M
44 Propionitrile	54	4.008	4.011	-0.003	31	55301	20.0	23.5	M
45 Methacrylonitrile	67	4.159	4.146	0.012	93	56042	10.0	10.0	M
46 Chlorobromomethane	128	4.162	4.168	-0.006	41	4277	1.00	1.06	M
47 Tetrahydrofuran	71	4.226	4.213	0.013	47	10147	5.00	5.56	M
48 Chloroform	83	4.242	4.245	-0.003	73	14231	1.00	1.04	M
$ 50 Dibromofluoromethane (Surr)	113	4.396	4.403	-0.006	93	323109	50.0	50.0	
51 1,1,1-Trichloroethane	97	4.434	4.438	-0.004	35	13870	1.00	1.02	
52 Cyclohexane	56	4.492	4.499	-0.007	74	17907	1.00	1.01	
53 1,1-Dichloropropene	75	4.592	4.589	0.003	92	11046	1.00	0.9425	
54 Carbon tetrachloride	117	4.588	4.595	-0.007	74	9299	1.00	0.8833	
$ 56 1,2-Dichloroethane-d4 (Surr)	102	4.733	4.733	0.000	70	86576	50.0	50.0	
55 Isobutyl alcohol	41	4.759	4.739	0.020	64	41794	50.0	52.2	
57 Benzene	78	4.794	4.797	-0.003	90	33663	1.00	0.9842	
58 1,2-Dichloroethane	62	4.810	4.807	0.003	47	10406	1.00	0.9879	
60 Tert-amyl methyl ether	73	4.906	4.919	-0.013	98	25189	1.00	0.9399	
* 61 Fluorobenzene (IS)	96	5.076	5.073	0.003	99	1396224	50.0	50.0	
62 n-Heptane	43	5.073	5.083	-0.010	42	12778	1.00	1.20	
63 n-Butanol	56	5.420	5.394	0.026	83	58349	87.5	84.4	
64 Trichloroethene	95	5.455	5.449	0.006	91	7798	1.00	0.9392	M
65 Methylcyclohexane	83	5.657	5.664	-0.007	76	12746	1.00	0.9015	M
66 1,2-Dichloropropane	63	5.680	5.683	-0.003	47	8775	1.00	0.9729	M
67 2-ethoxy-2-methyl butane	87	5.728	5.725	0.003	91	11409	1.00	0.9328	M
68 Dibromomethane	93	5.795	5.795	0.000	57	5886	1.00	1.11	
69 Methyl methacrylate	69	5.808	5.814	-0.006	57	9049	1.00	1.04	
70 1,4-Dioxane	88	5.840	5.818	0.022	36	6728	50.0	41.4	M
72 Dichlorobromomethane	83	5.972	5.968	0.004	62	9937	1.00	1.00	M
S 73 1,2-Dichloroethene, Total	100				0			2.07	
74 2-Nitropropane	41	6.209	6.206	0.003	87	19038	5.00	5.68	
75 2-Chloroethyl vinyl ether	63	6.315	6.296	0.019	47	6377	1.00	0.9654	
77 cis-1,3-Dichloropropene	75	6.453	6.447	0.006	94	11756	1.00	0.9017	
78 4-Methyl-2-pentanone (MIBK)	43	6.623	6.626	-0.003	94	35526	2.00	2.09	
$ 79 Toluene-d8 (Surr)	98	6.738	6.739	-0.001	93	1352577	50.0	50.4	
80 Toluene	92	6.812	6.812	0.000	94	17246	1.00	0.8846	
81 trans-1,3-Dichloropropene	75	7.056	7.056	0.000	90	11535	1.00	1.02	M
83 Ethyl methacrylate	69	7.185	7.175	0.009	69	11732	1.00	0.8979	
84 1,1,2-Trichloroethane	97	7.255	7.252	0.003	81	8219	1.00	1.14	M
86 Tetrachloroethene	166	7.393	7.400	-0.007	79	6556	1.00	0.8790	
87 1,3-Dichloropropane	76	7.428	7.422	0.006	88	12268	1.00	1.01	
90 2-Hexanone	43	7.534	7.525	0.009	98	20188	2.00	1.83	
91 Chlorodibromomethane	129	7.650	7.647	0.003	92	6609	1.00	0.9637	
93 Ethylene Dibromide	107	7.756	7.749	0.007	89	6724	1.00	0.9320	
* 94 Chlorobenzene-d5 (IS)	117	8.192	8.192	0.000	87	1014254	50.0	50.0	
95 1-Chlorohexane	91	8.208	8.215	-0.007	52	12082	1.00	1.15	
96 Chlorobenzene	112	8.215	8.218	-0.003	79	20459	1.00	1.03	
97 1,1,1,2-Tetrachloroethane	131	8.301	8.298	0.003	68	7418	1.00	1.00	
98 Ethylbenzene	91	8.330	8.324	0.006	98	34508	1.00	0.9386	
99 m-Xylene & p-Xylene	106	8.430	8.430	0.000	99	24880	2.00	1.80	
100 o-Xylene	106	8.773	8.767	0.006	96	13566	1.00	0.9320	

Compound	Sig	RT (min.)	Exp RT (min.)	Dlt RT (min.)	Q	Response	Cal Amt ug/l	OnCol Amt ug/l	Flags
101 Styrene	104	8.795	8.779	0.016	86	19915	1.00	0.8790	
102 Bromoform	173	8.927	8.921	0.006	96	4208	1.00	0.8204	
103 Isopropylbenzene	105	9.078	9.075	0.003	97	32048	1.00	0.8786	
105 Cyclohexanone	55	9.136	9.142	-0.006	92	32626	50.0	44.9	
$ 106 4-Bromofluorobenzene (Surr)	95	9.190	9.187	0.003	87	521176	50.0	49.8	
107 Bromobenzene	156	9.312	9.306	0.006	93	7484	1.00	0.9379	
108 1,1,2,2-Tetrachloroethane	83	9.309	9.309	0.000	93	13339	1.00	1.00	
109 1,2,3-Trichloropropane	110	9.344	9.338	0.006	75	4411	1.00	1.15	
110 trans-1,4-Dichloro-2-butene	53	9.354	9.351	0.003	95	38872	10.0	9.49	
111 N-Propylbenzene	91	9.399	9.399	0.000	99	37319	1.00	0.9240	
112 2-Chlorotoluene	126	9.460	9.460	0.000	96	7657	1.00	0.9334	
113 1,3,5-Trimethylbenzene	105	9.533	9.534	-0.001	94	26704	1.00	0.9034	M
114 4-Chlorotoluene	126	9.549	9.543	0.006	96	8308	1.00	1.03	
116 tert-Butylbenzene	134	9.781	9.781	-0.001	93	4897	1.00	0.9014	
118 1,2,4-Trimethylbenzene	105	9.816	9.813	0.003	95	28489	1.00	0.9399	
119 sec-Butylbenzene	105	9.941	9.941	0.000	94	31140	1.00	0.9164	
141 1,3-Dichlorobenzene	146	10.018	10.018	0.000	98	14812	1.00	0.9890	
143 4-Isopropyltoluene	119	10.050	10.047	0.003	95	26008	1.00	0.9003	
S 142 1,3-Dichloropropene, Total	100				0			1.92	
* 144 1,4-Dichlorobenzene-d4	152	10.063	10.063	0.000	97	549112	50.0	50.0	
145 1,4-Dichlorobenzene	146	10.085	10.082	0.003	94	16162	1.00	1.03	
146 1,2,3-Trimethylbenzene	105	10.124	10.121	0.003	97	28215	1.00	0.9004	
147 Benzyl chloride	91	10.185	10.179	0.006	97	24604	1.00	0.9422	
148 1,3-Diethylbenzene	119	10.262	10.259	0.003	93	16672	1.00	0.9580	
149 p-Diethylbenzene	119	10.323	10.320	0.003	94	15252	1.00	0.8667	
150 n-Butylbenzene	92	10.339	10.336	0.003	98	12564	1.00	0.8713	
151 1,2-Dichlorobenzene	146	10.352	10.345	0.007	94	13940	1.00	0.9061	
152 o-diethylbenzene	119	10.403	10.403	0.000	94	12925	1.00	0.8858	
153 1,2-Dibromo-3-Chloropropane	75	10.894	10.881	0.013	84	3663	1.00	0.9780	
154 1,3,5-Trichlorobenzene	180	11.032	11.029	0.003	94	9711	1.00	0.9364	
S 155 Xylenes, Total	106				0			2.73	
156 1,2,4-Trichlorobenzene	180	11.446	11.440	0.006	92	9289	1.00	0.9005	
157 Hexachlorobutadiene	225	11.545	11.549	-0.004	90	2779	1.00	0.7753	
158 Naphthalene	128	11.603	11.600	0.003	97	45815	1.00	1.01	
159 1,2,3-Trichlorobenzene	180	11.760	11.757	0.003	96	9975	1.00	0.9271	
160 2-Methylnaphthalene	142	12.325	12.322	0.003	92	24793	1.00	1.00	
S 172 Total Diethylbenzene	1				0			2.71	

QC Flag Legend

Processing Flags

Review Flags

M - Manually Integrated

Reagents:

MSV_4ppbEtoh_00452	Amount Added: 12.50	Units: mL	
MSV_Cent_ISSS_00013	Amount Added: 5.00	Units: uL	Run Reagent

Report Date: 29-Oct-2022 01:15:08 Chrom Revision: 2.3 25-Oct-2022 11:16:06

Eurofins Lancaster Laboratories Environment Testing, LLC

Data File:	\\chromfs\Lancaster\ChromData\9137\20221027-69757.b\WC27X16.D				
Injection Date:	27-Oct-2022 17:46:30	Instrument ID:	9137	Operator ID:	lcp00895
Lims ID:	IC v1			Worklist Smp#:	17
Client ID:					
Purge Vol:	5.000 mL	Dil. Factor:	1.0000	ALS Bottle#:	16
Method:	MSVoa_9137	Limit Group:	MSV - 8260C_D		

Column: Rxi-624Sil MS Capillary Column (0.25 mm) Y Scaling: Method Defined: Scale to the Nth Largest Target: 1

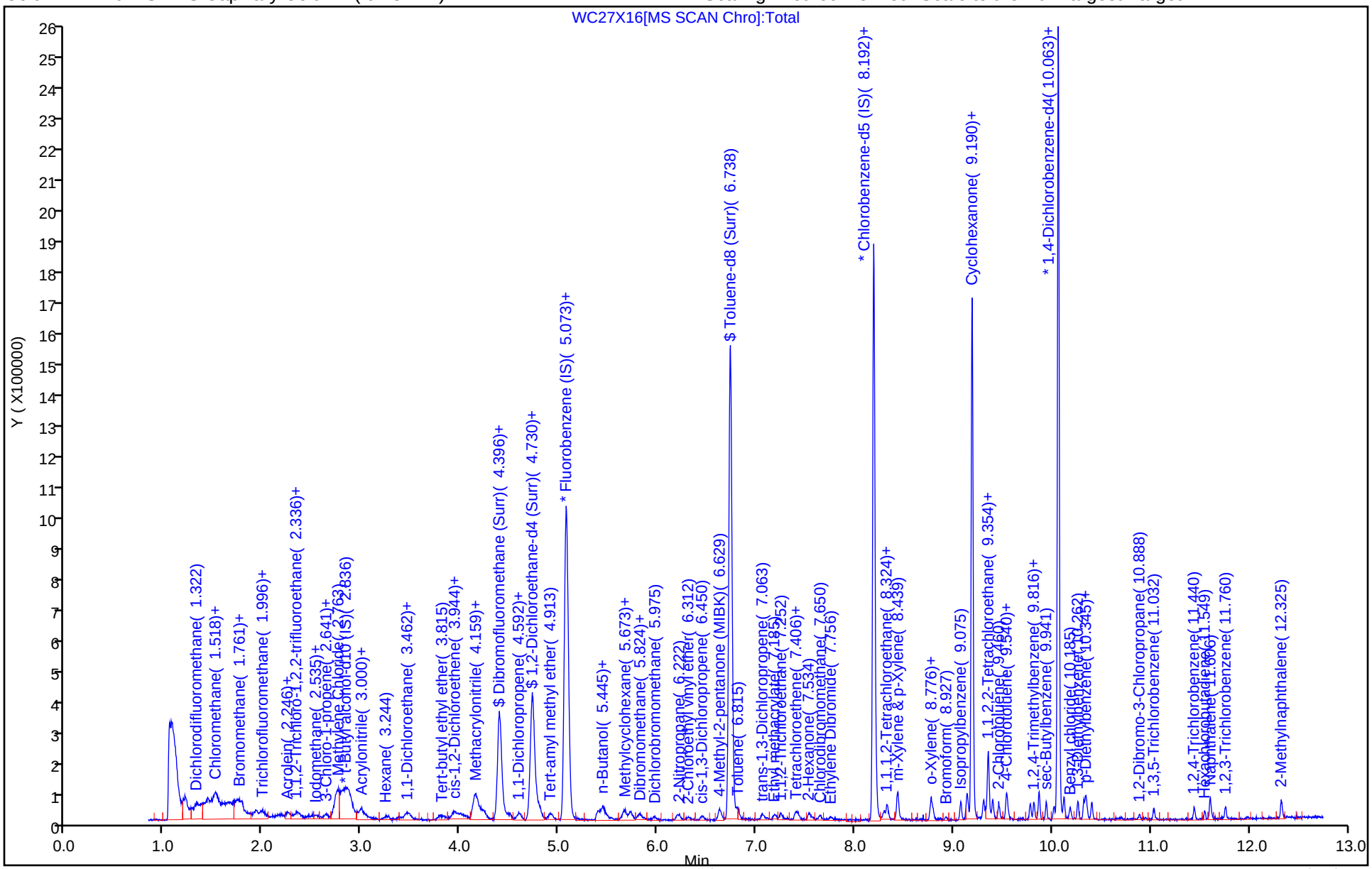

Manual Integration/User Assign Peak Report

Eurofins Lancaster Laboratories Environment Testing, LLC

Data File:	\\chromfs\Lancaster\ChromData\9137\20221027-69757.b\WC27X16.D				
Injection Date:	27-Oct-2022 17:46:30	Instrument ID:	9137		
Lims ID:	IC v1				
Client ID:					
Operator ID:	lcp00895	ALS Bottle#:	16	Worklist Smp#:	17
Purge Vol:	5.000 mL	Dil. Factor:	1.0000		
Method:	MSVoa_9137	Limit Group:	MSV - 8260C_D		
Column:	Rxi-624Sil MS Capillary Column (0.25 mm)	Detector	MS Quad		

5 Dichlorodifluoromethane, CAS: 75-71-8

Signal: 1

Processing Integration Results

RT: 1.30
Area: 16432
Amount: 0.956694
Amount Units: ug/l

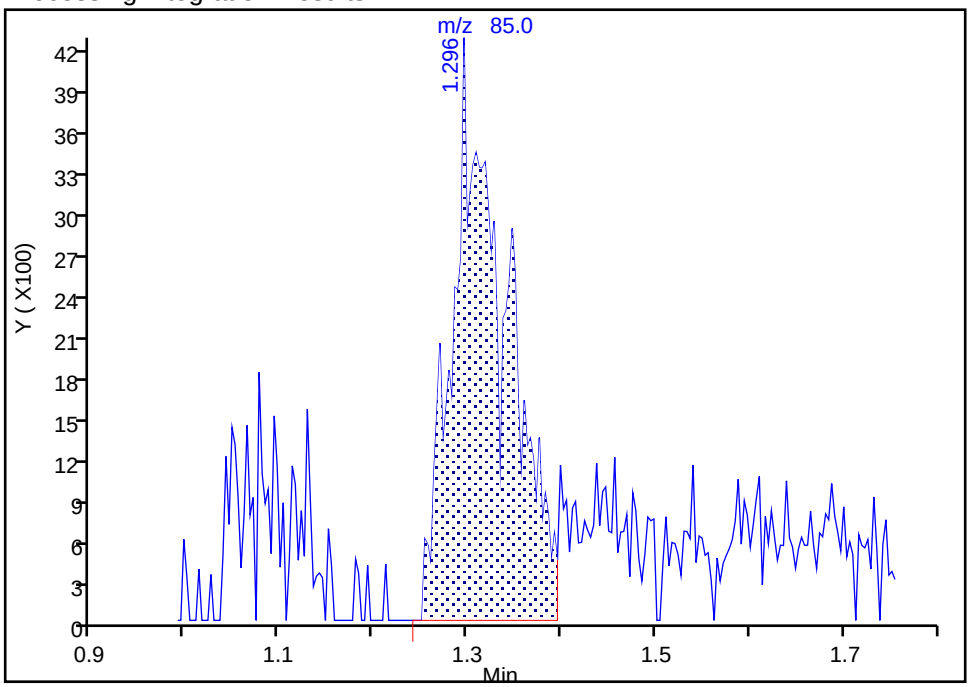

Manual Integration Results

RT: 1.30
Area: 20914
Amount: 1.173882
Amount Units: ug/l

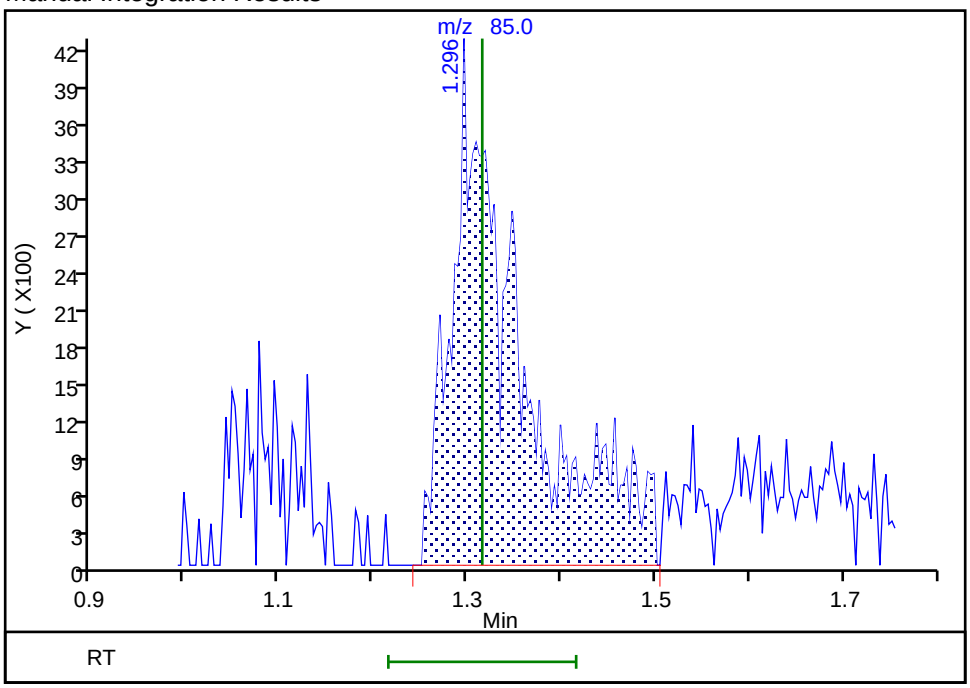

Reviewer: K4WN, 29-Oct-2022 00:48:25

Audit Action: Manually Integrated Audit Reason: Incomplete Integration

Manual Integration/User Assign Peak Report

Eurofins Lancaster Laboratories Environment Testing, LLC

Data File:	\\chromfs\Lancaster\ChromData\9137\20221027-69757.b\WC27X16.D				
Injection Date:	27-Oct-2022 17:46:30	Instrument ID:	9137		
Lims ID:	IC v1				
Client ID:					
Operator ID:	lcp00895	ALS Bottle#:	16	Worklist Smp#:	17
Purge Vol:	5.000 mL	Dil. Factor:	1.0000		
Method:	MSVoa_9137	Limit Group:	MSV - 8260C_D		
Column:	Rxi-624Sil MS Capillary Column (0.25 mm)	Detector	MS Quad		

8 Butadiene, CAS: 106-99-0

Signal: 1

Processing Integration Results

RT: 1.51
Area: 19818
Amount: 1.111837
Amount Units: ug/l

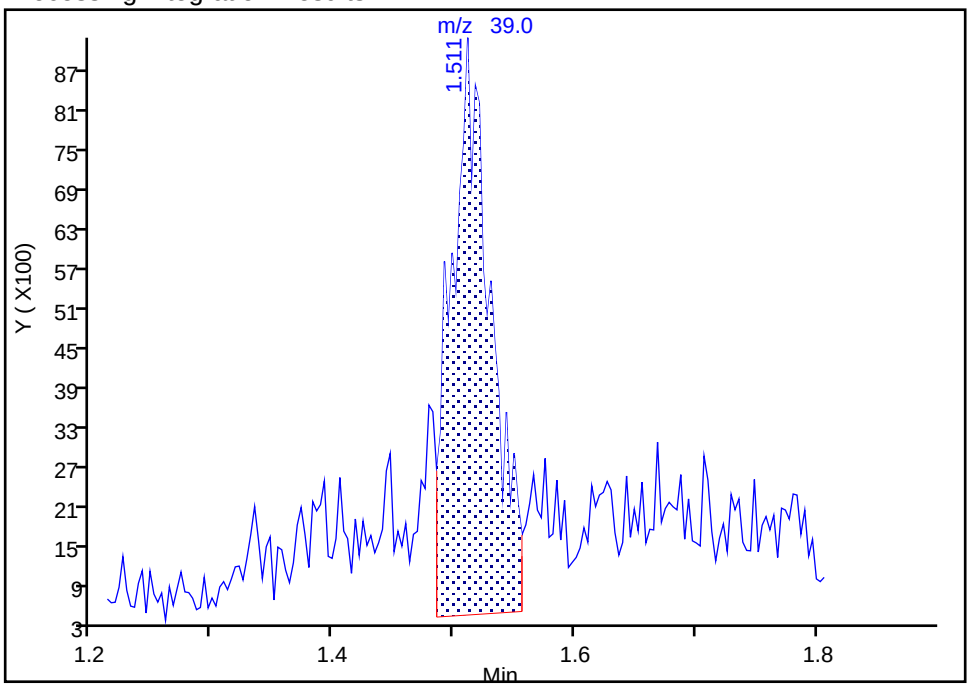

Manual Integration Results

RT: 1.51
Area: 18694
Amount: 1.058311
Amount Units: ug/l

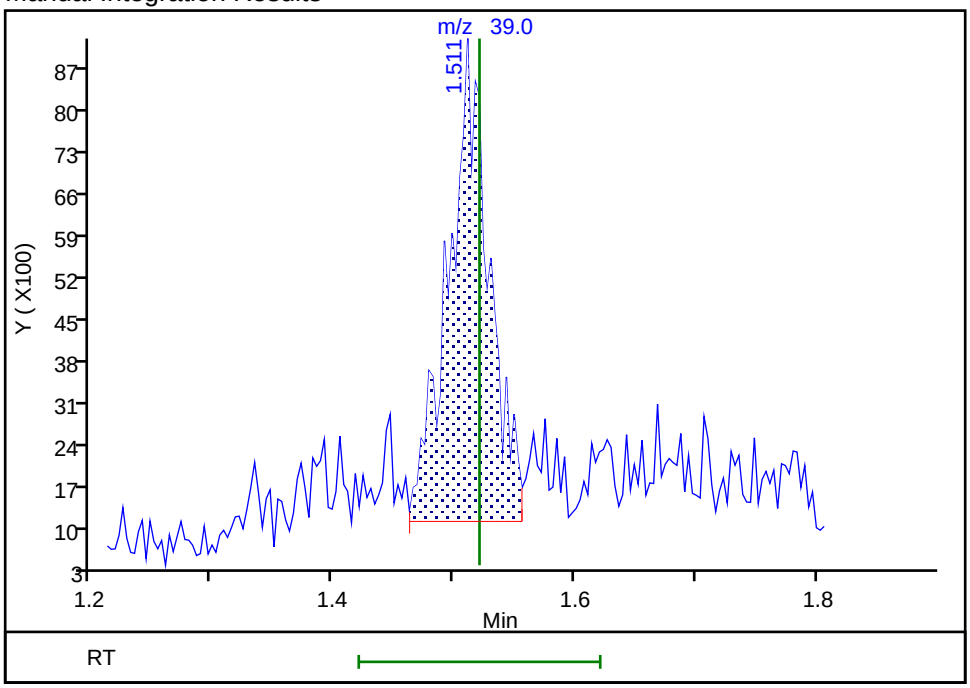

Reviewer: K4WN, 29-Oct-2022 00:48:38
Audit Action: Assigned New Baseline Audit Reason: Incomplete Integration

Manual Integration/User Assign Peak Report

Eurofins Lancaster Laboratories Environment Testing, LLC

Data File:	\\chromfs\Lancaster\ChromData\9137\20221027-69757.b\WC27X16.D				
Injection Date:	27-Oct-2022 17:46:30	Instrument ID:	9137		
Lims ID:	IC v1				
Client ID:					
Operator ID:	lcp00895	ALS Bottle#:	16	Worklist Smp#:	17
Purge Vol:	5.000 mL	Dil. Factor:	1.0000		
Method:	MSVoa_9137	Limit Group:	MSV - 8260C_D		
Column:	Rxi-624Sil MS Capillary Column (0.25 mm)	Detector	MS Quad		

10 Bromomethane, CAS: 74-83-9

Signal: 1

Processing Integration Results

RT: 1.74
Area: 10672
Amount: 1.064252
Amount Units: ug/l

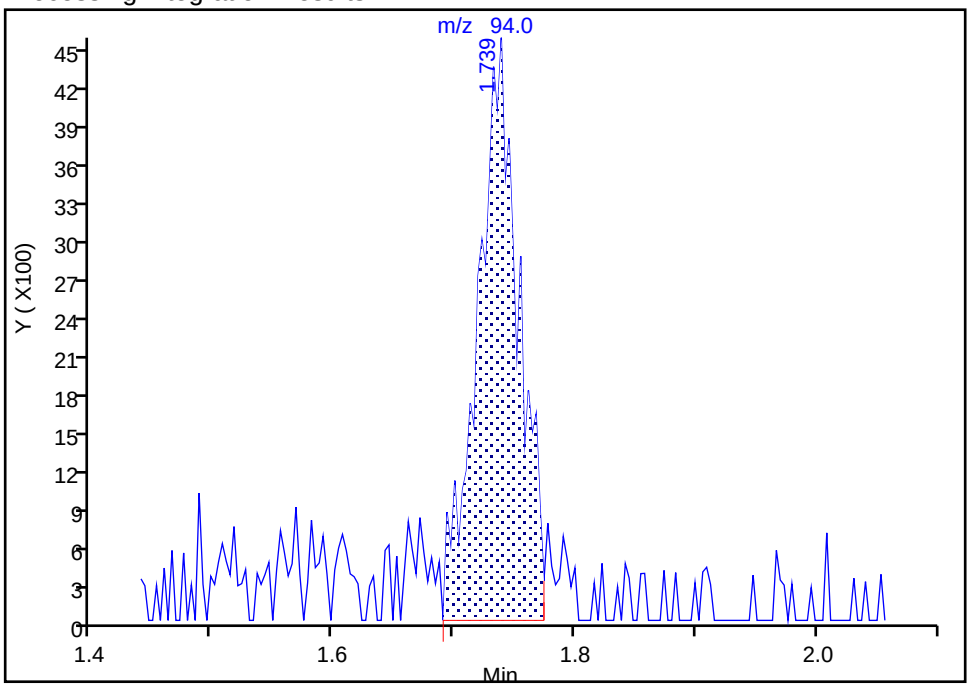

Manual Integration Results

RT: 1.74
Area: 11365
Amount: 1.122280
Amount Units: ug/l

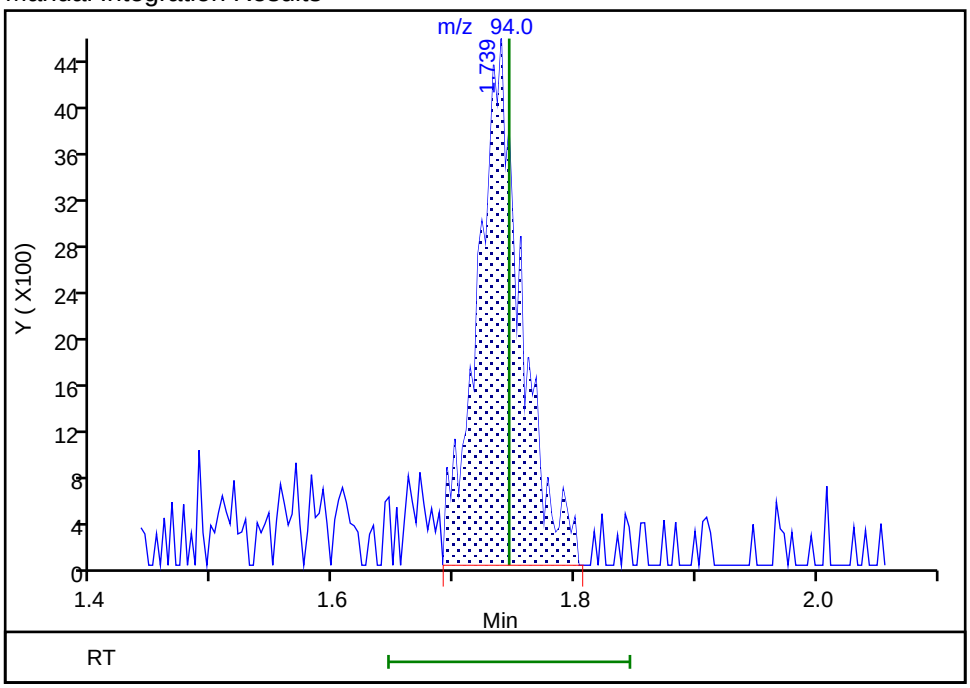

Reviewer: K4WN, 29-Oct-2022 00:48:44
Audit Action: Manually Integrated Audit Reason: Incomplete Integration

Manual Integration/User Assign Peak Report

Eurofins Lancaster Laboratories Environment Testing, LLC

Data File:	\\chromfs\Lancaster\ChromData\9137\20221027-69757.b\WC27X16.D				
Injection Date:	27-Oct-2022 17:46:30	Instrument ID:	9137		
Lims ID:	IC v1				
Client ID:					
Operator ID:	lcp00895	ALS Bottle#:	16	Worklist Smp#:	17
Purge Vol:	5.000 mL	Dil. Factor:	1.0000		
Method:	MSVoa_9137	Limit Group:	MSV - 8260C_D		
Column:	Rxi-624Sil MS Capillary Column (0.25 mm)	Detector	MS Quad		

11 Chloroethane, CAS: 75-00-3

Signal: 1

Processing Integration Results

RT: 1.77
Area: 6557
Amount: 0.768340
Amount Units: ug/l

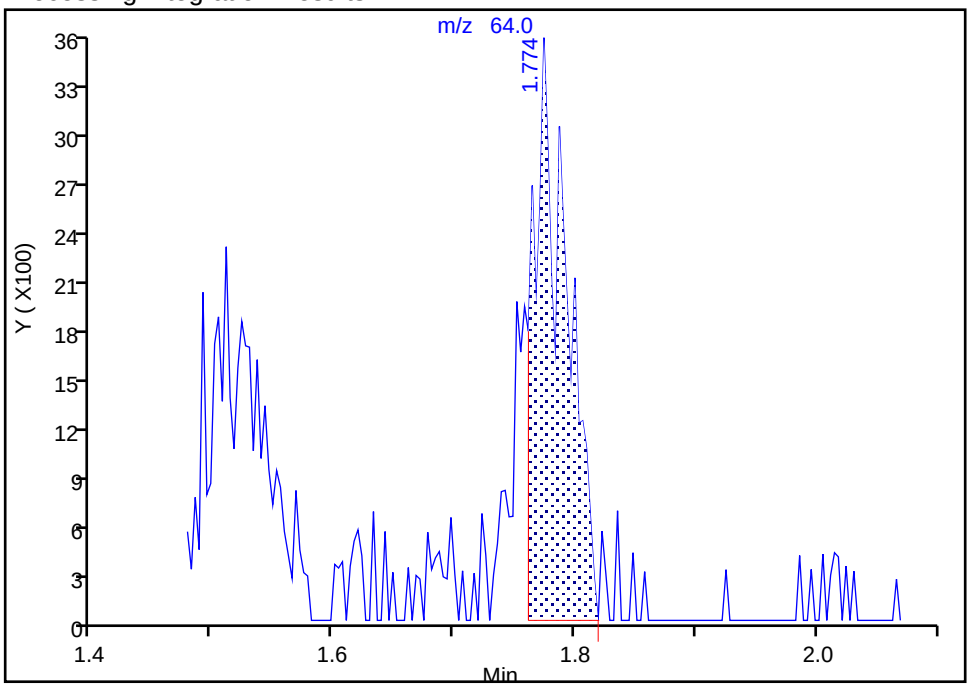

Manual Integration Results

RT: 1.77
Area: 8298
Amount: 0.944812
Amount Units: ug/l

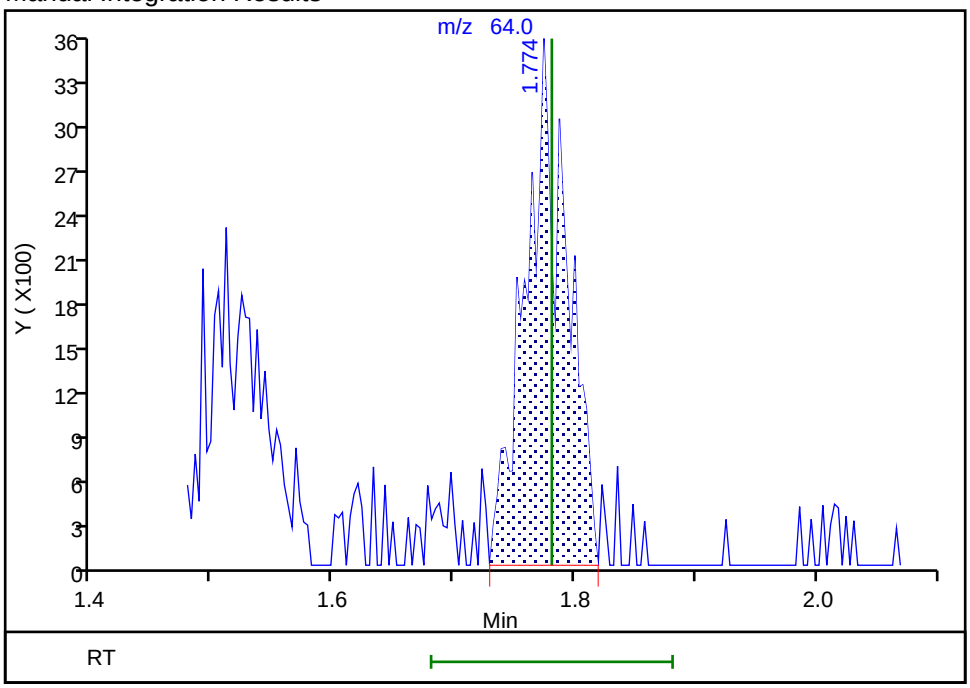

Reviewer: K4WN, 29-Oct-2022 00:48:49

Audit Action: Manually Integrated Audit Reason: Incomplete Integration

Manual Integration/User Assign Peak Report

Eurofins Lancaster Laboratories Environment Testing, LLC

Data File:	\\chromfs\Lancaster\ChromData\9137\20221027-69757.b\WC27X16.D				
Injection Date:	27-Oct-2022 17:46:30	Instrument ID:	9137		
Lims ID:	IC v1				
Client ID:					
Operator ID:	lcp00895	ALS Bottle#:	16	Worklist Smp#:	17
Purge Vol:	5.000 mL	Dil. Factor:	1.0000		
Method:	MSVoa_9137	Limit Group:	MSV - 8260C_D		
Column:	Rxi-624Sil MS Capillary Column (0.25 mm)	Detector	MS Quad		

13 Pentane, CAS: 109-66-0

Signal: 1

Processing Integration Results

RT: 1.99
Area: 13068
Amount: 0.918834
Amount Units: ug/l

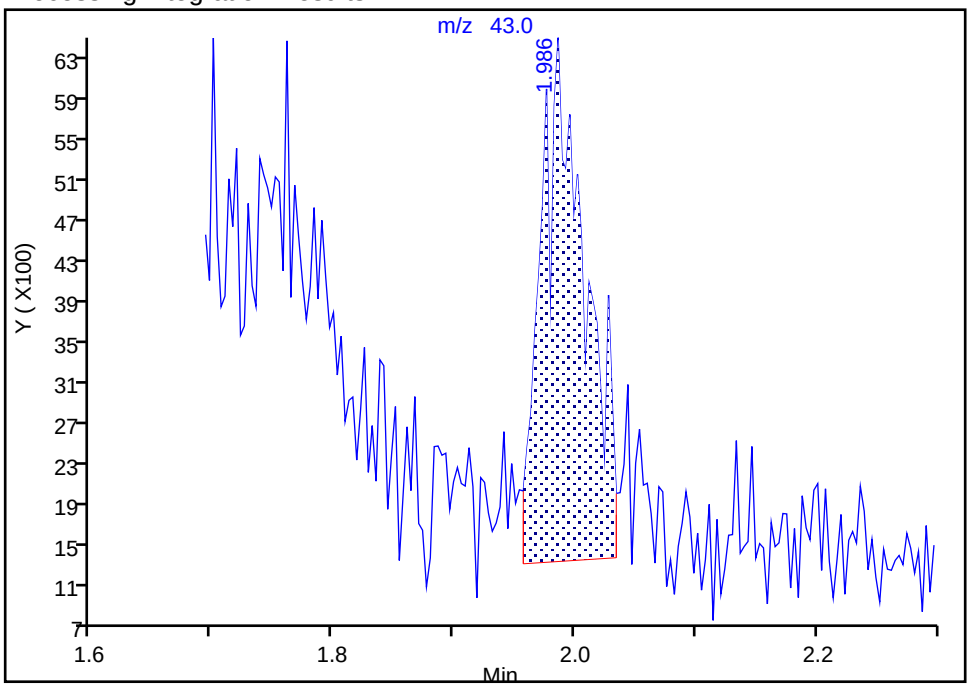

Manual Integration Results

RT: 1.99
Area: 17647
Amount: 1.186232
Amount Units: ug/l

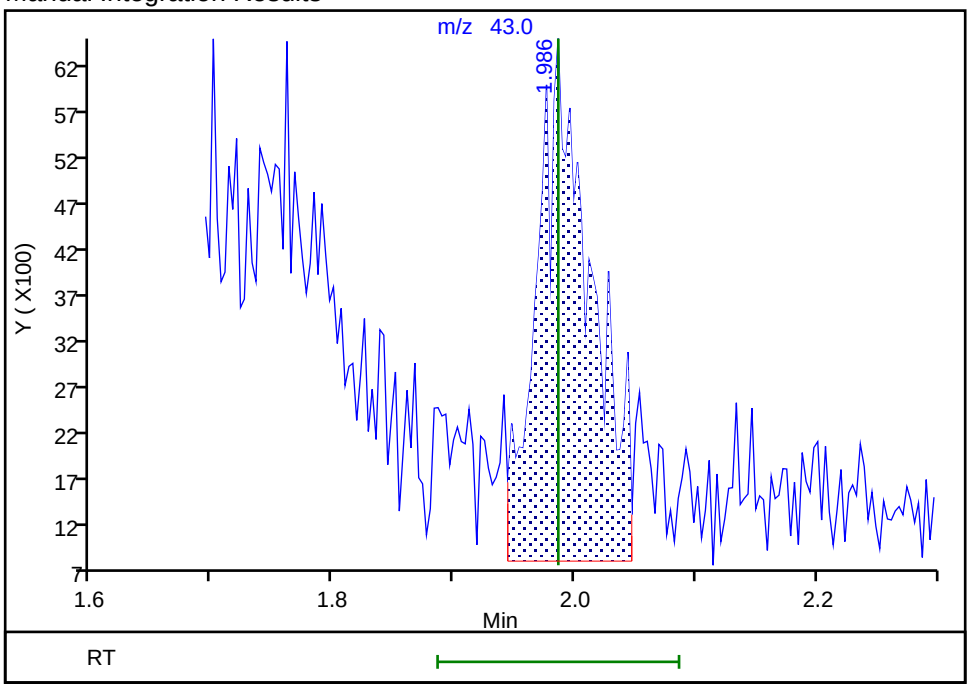

Reviewer: K4WN, 29-Oct-2022 00:49:02
Audit Action: Assigned New Baseline Audit Reason: Incomplete Integration

Manual Integration/User Assign Peak Report

Eurofins Lancaster Laboratories Environment Testing, LLC

Data File:	\\chromfs\Lancaster\ChromData\9137\20221027-69757.b\WC27X16.D				
Injection Date:	27-Oct-2022 17:46:30	Instrument ID:	9137		
Lims ID:	IC v1				
Client ID:					
Operator ID:	lcp00895	ALS Bottle#:	16	Worklist Smp#:	17
Purge Vol:	5.000 mL	Dil. Factor:	1.0000		
Method:	MSVoa_9137	Limit Group:	MSV - 8260C_D		
Column:	Rxi-624Sil MS Capillary Column (0.25 mm)	Detector	MS Quad		

16 Ethanol, CAS: 64-17-5

Signal: 1

Processing Integration Results

RT: 2.08
Area: 6549
Amount: 32.756327
Amount Units: ug/l

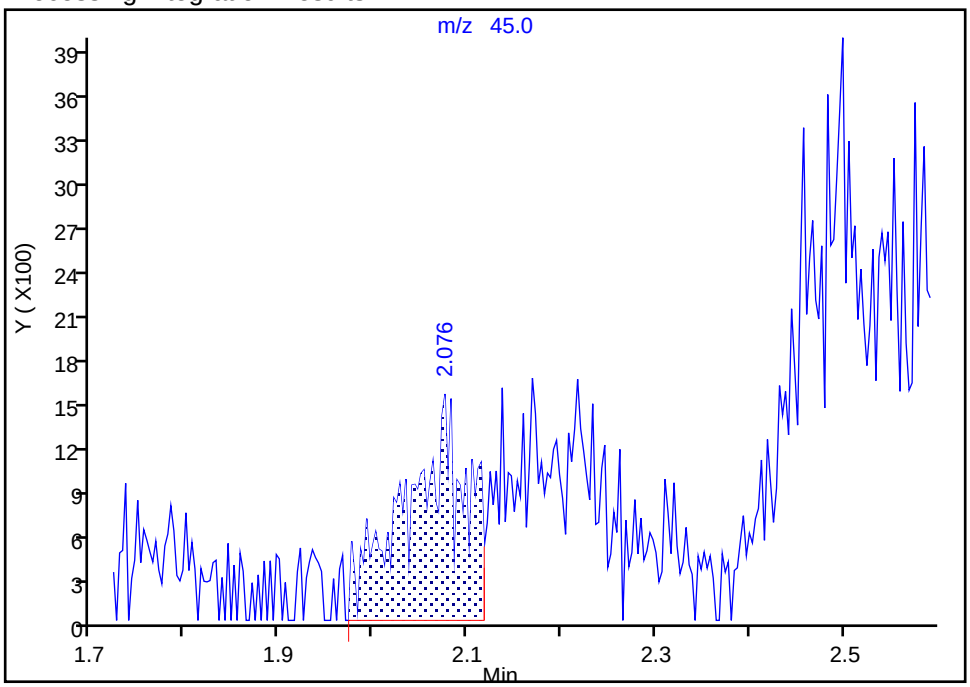

Manual Integration Results

RT: 2.17
Area: 17366
Amount: 76.737388
Amount Units: ug/l

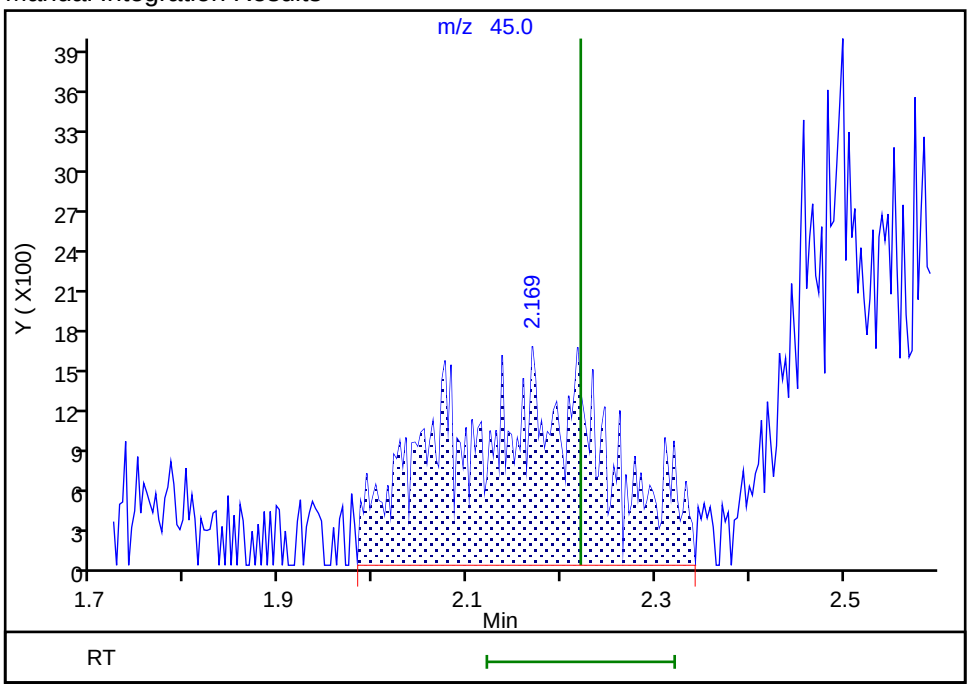

Reviewer: K4WN, 29-Oct-2022 00:49:12

Audit Action: Manually Integrated Audit Reason: Incomplete Integration

Manual Integration/User Assign Peak Report

Eurofins Lancaster Laboratories Environment Testing, LLC

Data File:	\\chromfs\Lancaster\ChromData\9137\20221027-69757.b\WC27X16.D				
Injection Date:	27-Oct-2022 17:46:30	Instrument ID:	9137		
Lims ID:	IC v1				
Client ID:					
Operator ID:	lcp00895	ALS Bottle#:	16	Worklist Smp#:	17
Purge Vol:	5.000 mL	Dil. Factor:	1.0000		
Method:	MSVoa_9137	Limit Group:	MSV - 8260C_D		
Column:	Rxi-624Sil MS Capillary Column (0.25 mm)	Detector	MS Quad		

17 1,2-Dichloro-1,1,2-trifluoroetha, CAS: 354-23-4

Signal: 1

Processing Integration Results

RT: 2.18
Area: 16205
Amount: 1.335439
Amount Units: ug/l

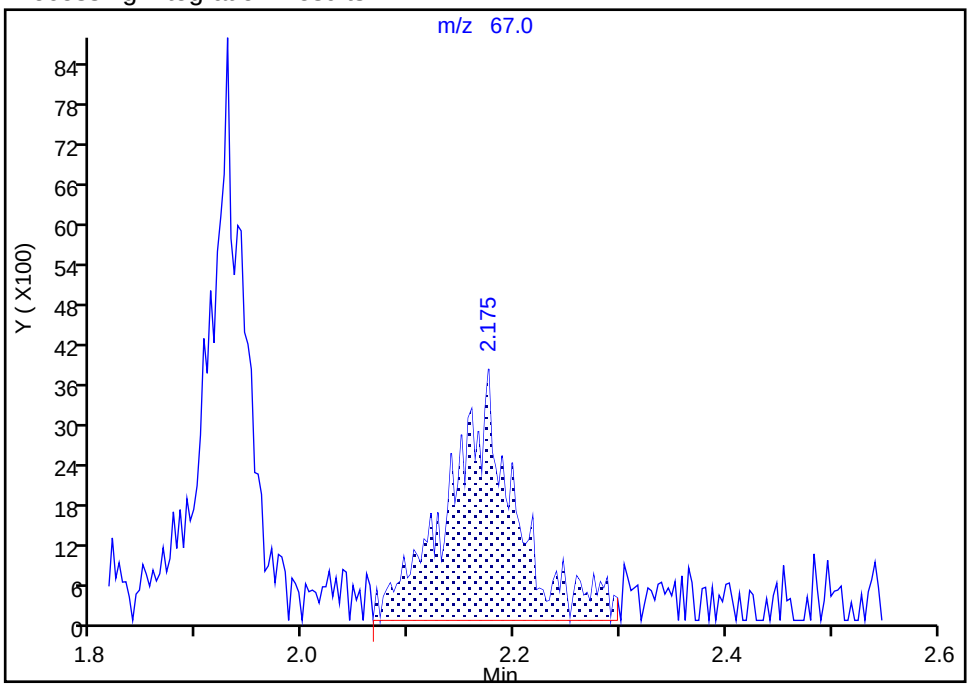

Manual Integration Results

RT: 2.18
Area: 14951
Amount: 1.250560
Amount Units: ug/l

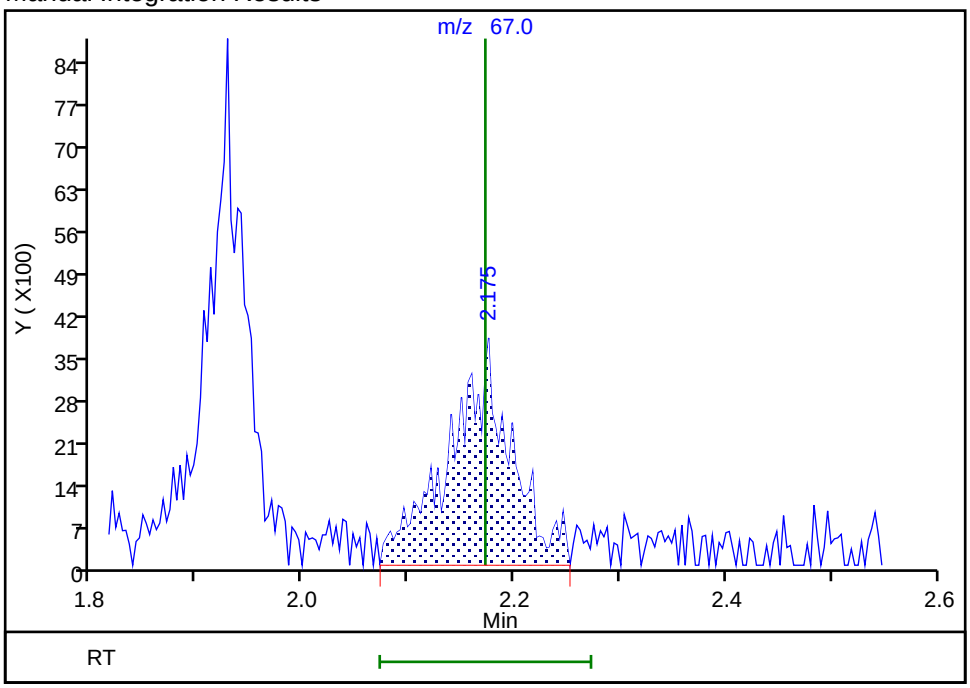

Reviewer: K4WN, 29-Oct-2022 00:53:49

Audit Action: Manually Integrated Audit Reason: Incomplete Integration

Manual Integration/User Assign Peak Report

Eurofins Lancaster Laboratories Environment Testing, LLC

Data File:	\\chromfs\Lancaster\ChromData\9137\20221027-69757.b\WC27X16.D				
Injection Date:	27-Oct-2022 17:46:30	Instrument ID:	9137		
Lims ID:	IC v1				
Client ID:					
Operator ID:	lcp00895	ALS Bottle#:	16	Worklist Smp#:	17
Purge Vol:	5.000 mL	Dil. Factor:	1.0000		
Method:	MSVoa_9137	Limit Group:	MSV - 8260C_D		
Column:	Rxi-624Sil MS Capillary Column (0.25 mm)	Detector	MS Quad		

19 1,1-Dichloroethene, CAS: 75-35-4

Signal: 1

Processing Integration Results

RT: 2.33
Area: 7642
Amount: 0.973673
Amount Units: ug/l

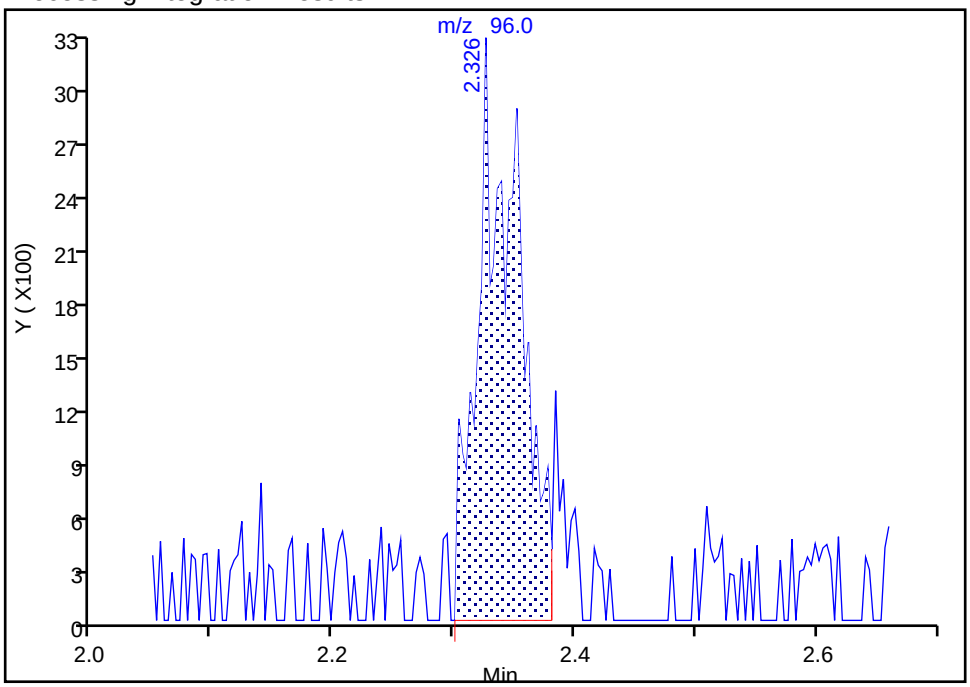

Manual Integration Results

RT: 2.33
Area: 8525
Amount: 1.068995
Amount Units: ug/l

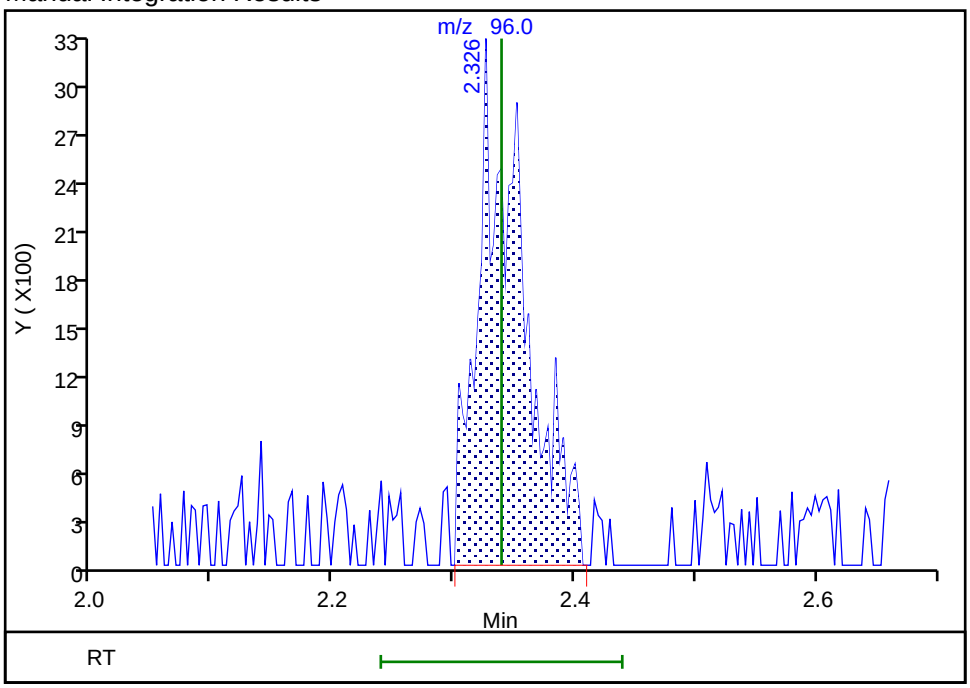

Reviewer: K4WN, 29-Oct-2022 00:49:18

Audit Action: Manually Integrated Audit Reason: Incomplete Integration

Manual Integration/User Assign Peak Report

Eurofins Lancaster Laboratories Environment Testing, LLC

Data File:	\\chromfs\Lancaster\ChromData\9137\20221027-69757.b\WC27X16.D				
Injection Date:	27-Oct-2022 17:46:30	Instrument ID:	9137		
Lims ID:	IC v1				
Client ID:					
Operator ID:	lcp00895	ALS Bottle#:	16	Worklist Smp#:	17
Purge Vol:	5.000 mL	Dil. Factor:	1.0000		
Method:	MSVoa_9137	Limit Group:	MSV - 8260C_D		
Column:	Rxi-624Sil MS Capillary Column (0.25 mm)	Detector	MS Quad		

20 Acetone, CAS: 67-64-1

Signal: 1

Processing Integration Results

RT: 2.43
Area: 5912
Amount: 3.983228
Amount Units: ug/l

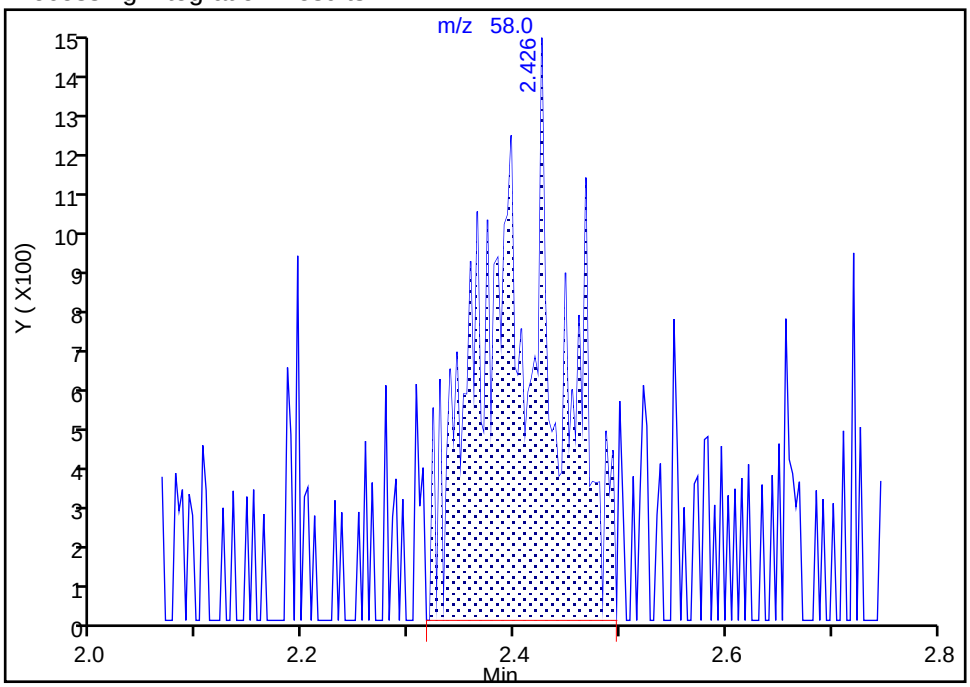

Manual Integration Results

RT: 2.43
Area: 5477
Amount: 3.540405
Amount Units: ug/l

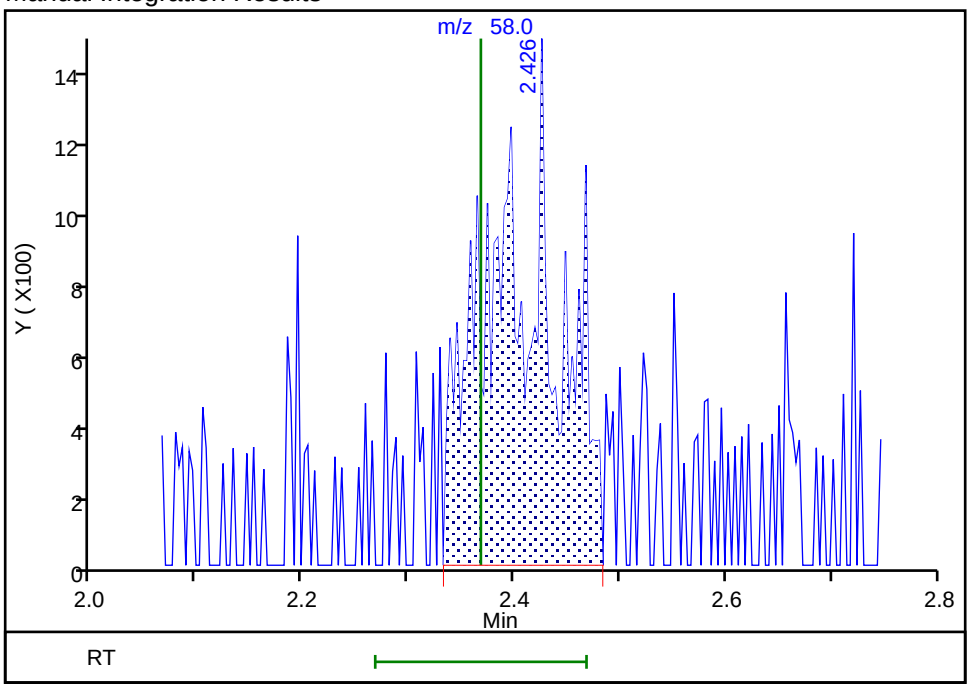

Reviewer: K4WN, 29-Oct-2022 01:06:11
Audit Action: Manually Integrated Audit Reason: Incomplete Integration

Manual Integration/User Assign Peak Report

Eurofins Lancaster Laboratories Environment Testing, LLC

Data File:	\\chromfs\Lancaster\ChromData\9137\20221027-69757.b\WC27X16.D				
Injection Date:	27-Oct-2022 17:46:30	Instrument ID:	9137		
Lims ID:	IC v1				
Client ID:					
Operator ID:	lcp00895	ALS Bottle#:	16	Worklist Smp#:	17
Purge Vol:	5.000 mL	Dil. Factor:	1.0000		
Method:	MSVoa_9137	Limit Group:	MSV - 8260C_D		
Column:	Rxi-624Sil MS Capillary Column (0.25 mm)	Detector	MS Quad		

23 Isopropyl alcohol, CAS: 67-63-0

Signal: 1

Processing Integration Results

RT: 2.50
Area: 28940
Amount: 16.992210
Amount Units: ug/l

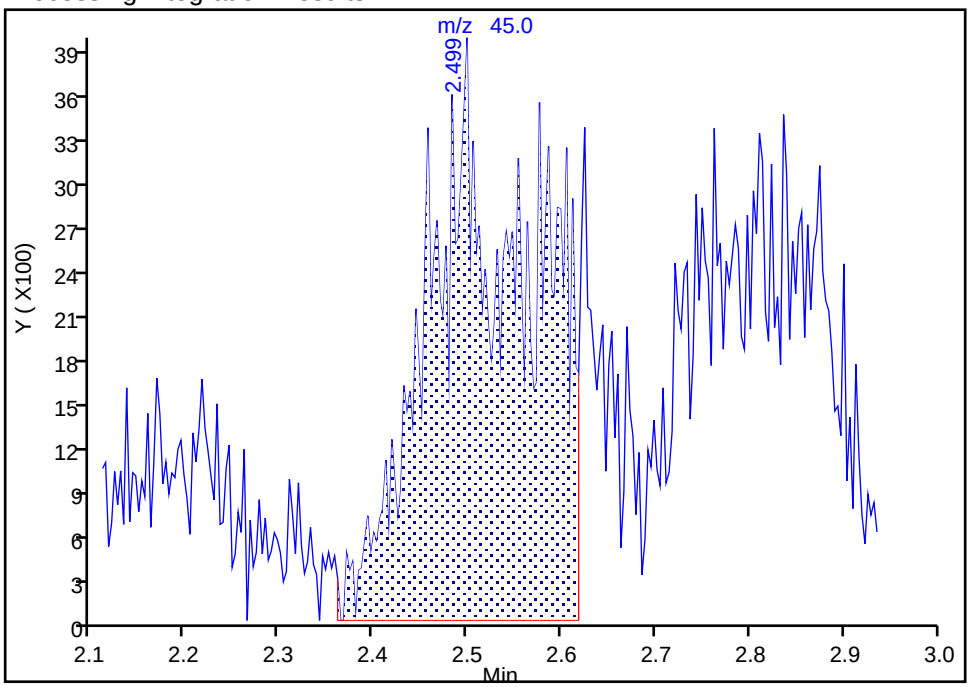

Manual Integration Results

RT: 2.50
Area: 35061
Amount: 20.894511
Amount Units: ug/l

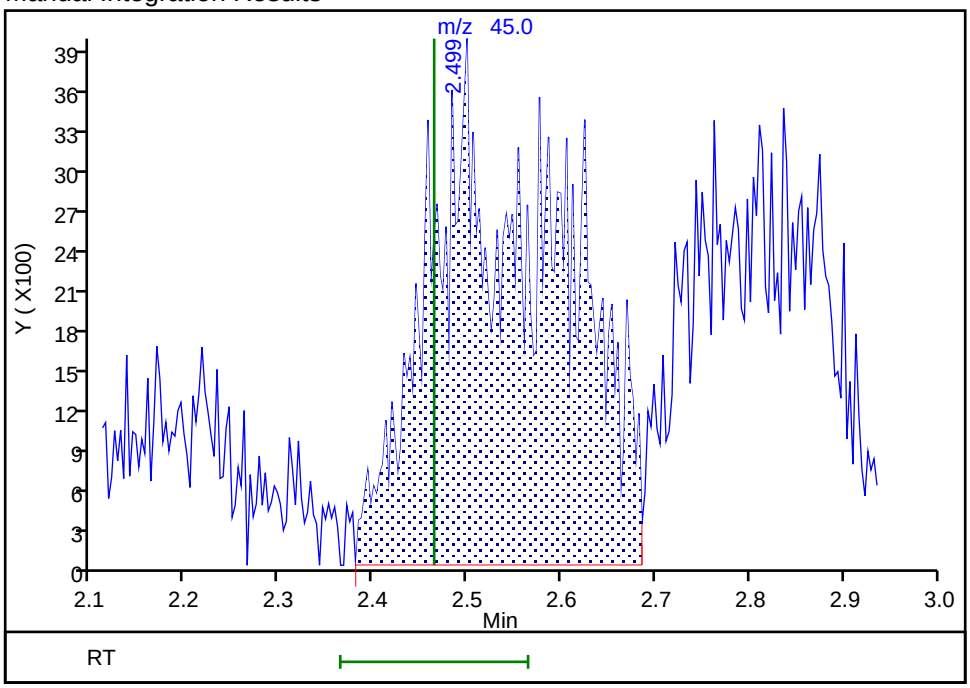

Reviewer: K4WN, 29-Oct-2022 00:49:35
Audit Action: Assigned New Baseline Audit Reason: Incomplete Integration

Manual Integration/User Assign Peak Report

Eurofins Lancaster Laboratories Environment Testing, LLC

Data File:	\\chromfs\Lancaster\ChromData\9137\20221027-69757.b\WC27X16.D				
Injection Date:	27-Oct-2022 17:46:30	Instrument ID:	9137		
Lims ID:	IC v1				
Client ID:					
Operator ID:	lcp00895	ALS Bottle#:	16	Worklist Smp#:	17
Purge Vol:	5.000 mL	Dil. Factor:	1.0000		
Method:	MSVoa_9137	Limit Group:	MSV - 8260C_D		
Column:	Rxi-624Sil MS Capillary Column (0.25 mm)	Detector	MS Quad		

25 3-Chloro-1-propene, CAS: 107-05-1

Signal: 1

Processing Integration Results

RT: 2.63
Area: 12280
Amount: 0.895367
Amount Units: ug/l

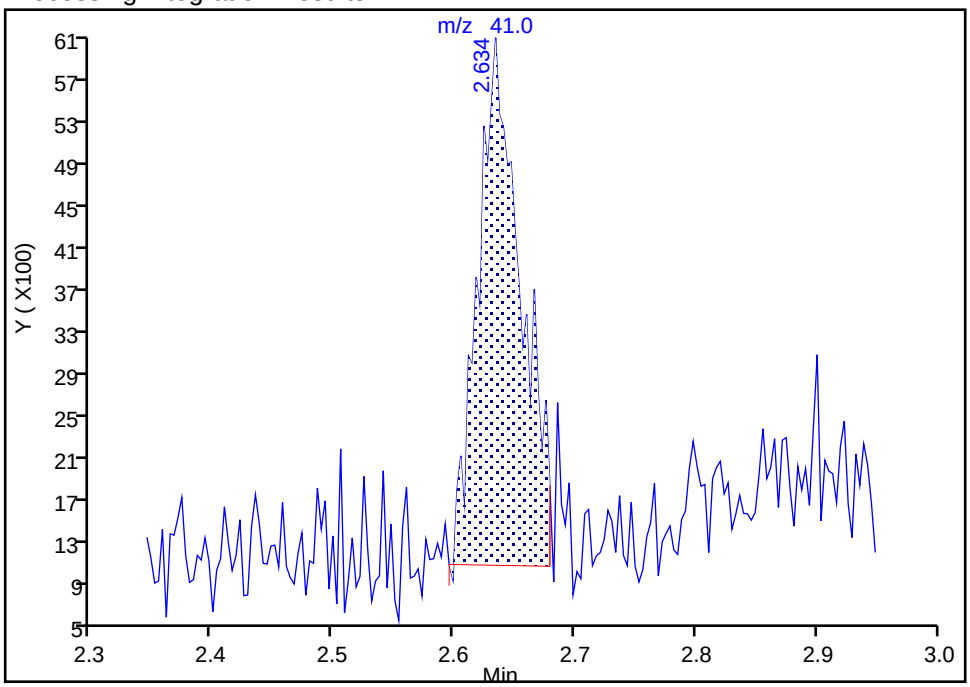

Manual Integration Results

RT: 2.63
Area: 15505
Amount: 1.093769
Amount Units: ug/l

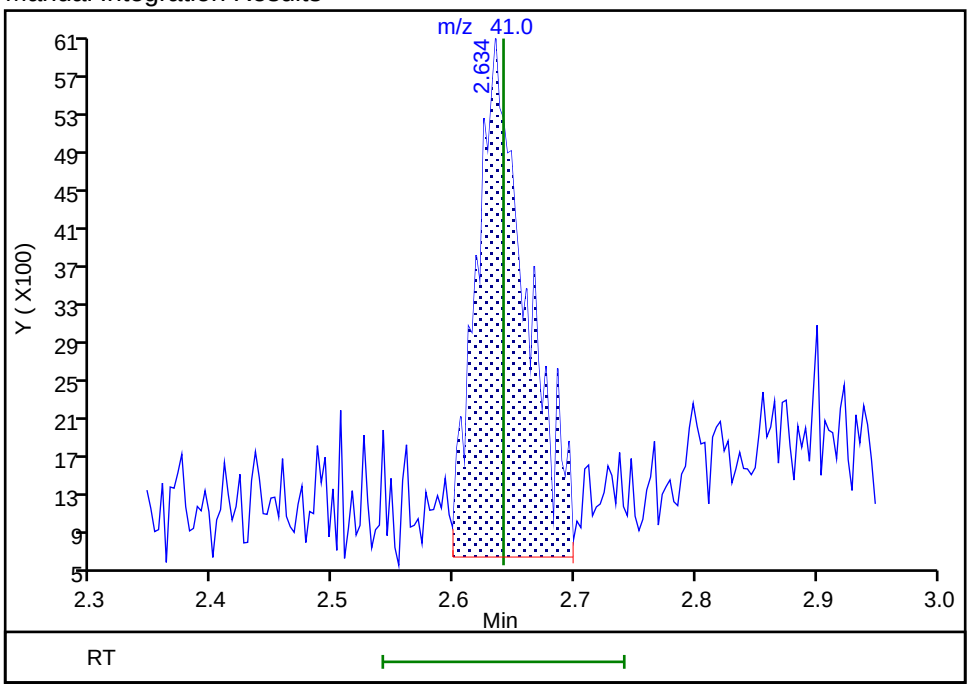

Reviewer: K4WN, 29-Oct-2022 00:49:51
Audit Action: Assigned New Baseline Audit Reason: Incomplete Integration

Manual Integration/User Assign Peak Report

Eurofins Lancaster Laboratories Environment Testing, LLC

Data File:	\\chromfs\Lancaster\ChromData\9137\20221027-69757.b\WC27X16.D				
Injection Date:	27-Oct-2022 17:46:30	Instrument ID:	9137		
Lims ID:	IC v1				
Client ID:					
Operator ID:	lcp00895	ALS Bottle#:	16	Worklist Smp#:	17
Purge Vol:	5.000 mL	Dil. Factor:	1.0000		
Method:	MSVoa_9137	Limit Group:	MSV - 8260C_D		
Column:	Rxi-624Sil MS Capillary Column (0.25 mm)	Detector	MS Quad		

27 Methyl acetate, CAS: 79-20-9

Signal: 1

Processing Integration Results

RT: 2.65
Area: 5396
Amount: 0.990825
Amount Units: ug/l

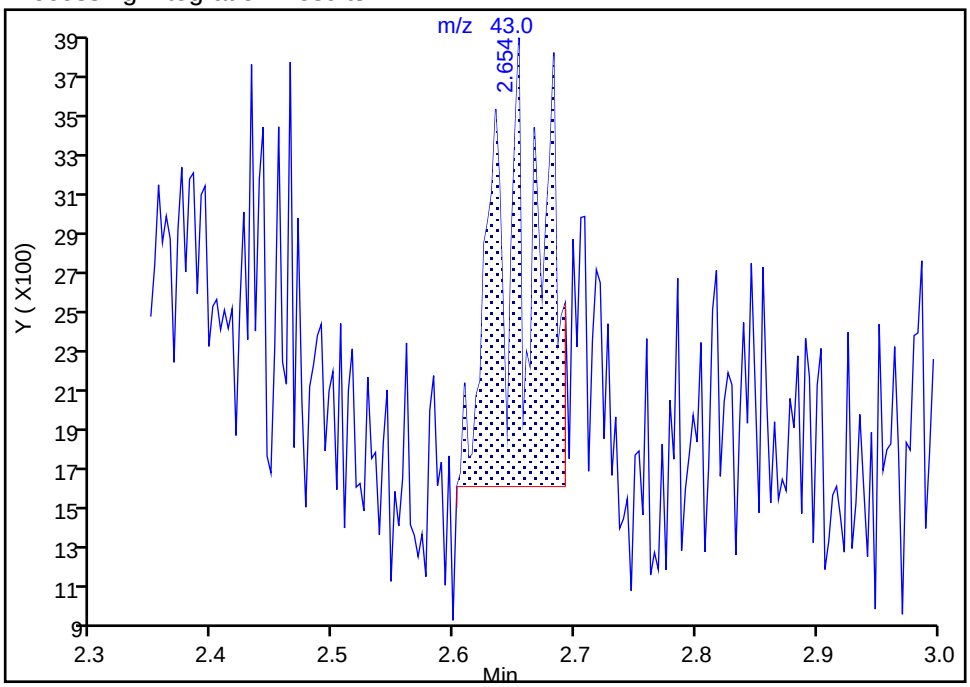

Manual Integration Results

RT: 2.65
Area: 12896
Amount: 1.113134
Amount Units: ug/l

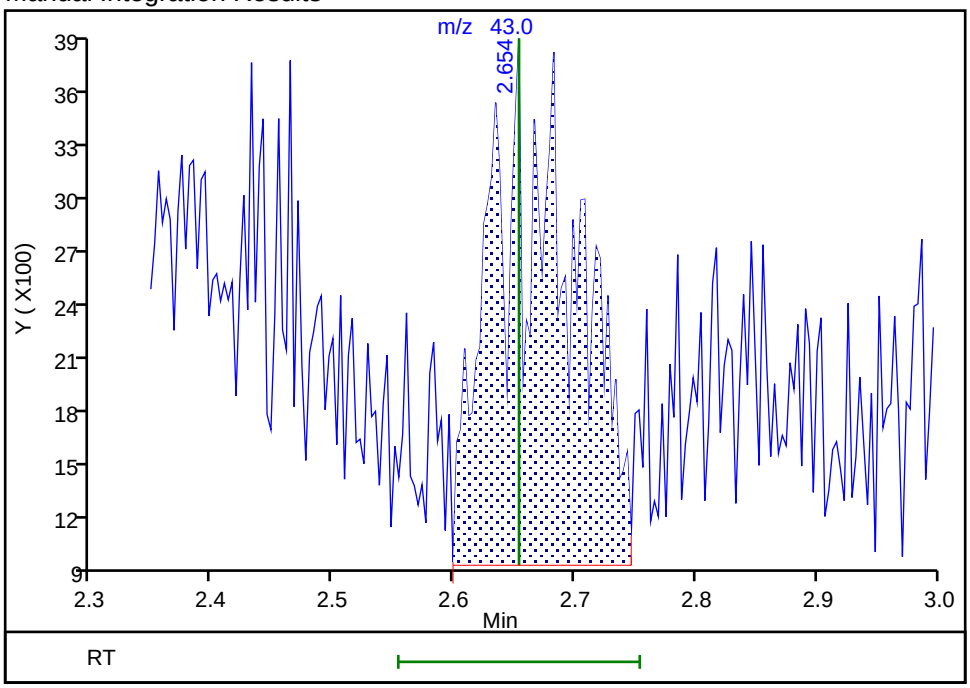

Reviewer: K4WN, 29-Oct-2022 00:50:04
Audit Action: Assigned New Baseline Audit Reason: Incomplete Integration

Manual Integration/User Assign Peak Report

Eurofins Lancaster Laboratories Environment Testing, LLC

Data File:	\\chromfs\Lancaster\ChromData\9137\20221027-69757.b\WC27X16.D				
Injection Date:	27-Oct-2022 17:46:30	Instrument ID:	9137		
Lims ID:	IC v1				
Client ID:					
Operator ID:	lcp00895	ALS Bottle#:	16	Worklist Smp#:	17
Purge Vol:	5.000 mL	Dil. Factor:	1.0000		
Method:	MSVoa_9137	Limit Group:	MSV - 8260C_D		
Column:	Rxi-624Sil MS Capillary Column (0.25 mm)	Detector	MS Quad		

30 2-Methyl-2-propanol, CAS: 75-65-0

Signal: 1

Processing Integration Results

RT: 2.92
Area: 38774
Amount: 14.735492
Amount Units: ug/l

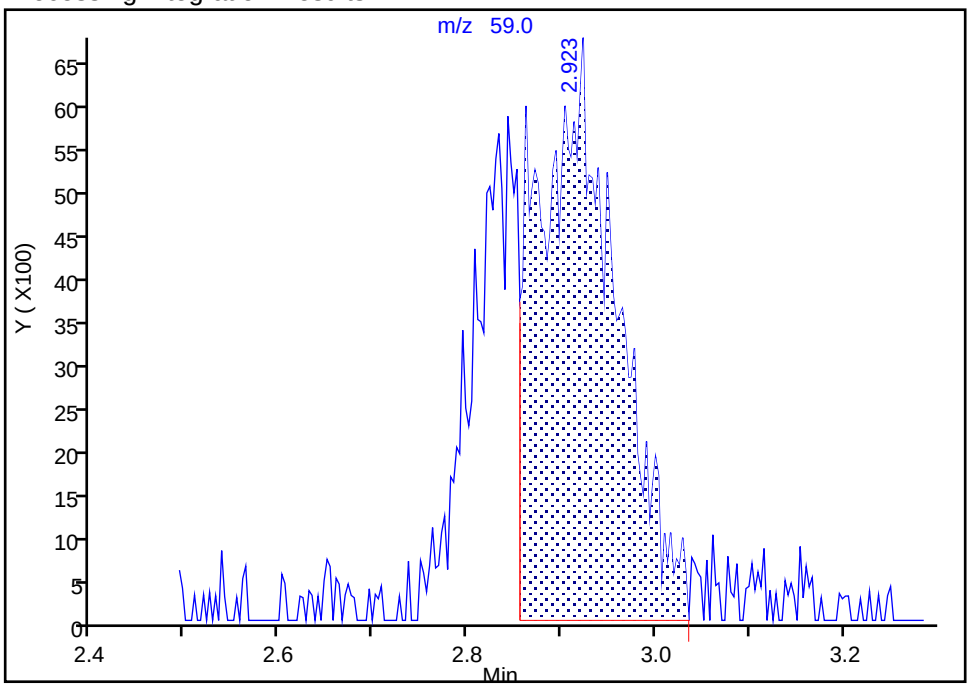

Manual Integration Results

RT: 2.92
Area: 57249
Amount: 20.717633
Amount Units: ug/l

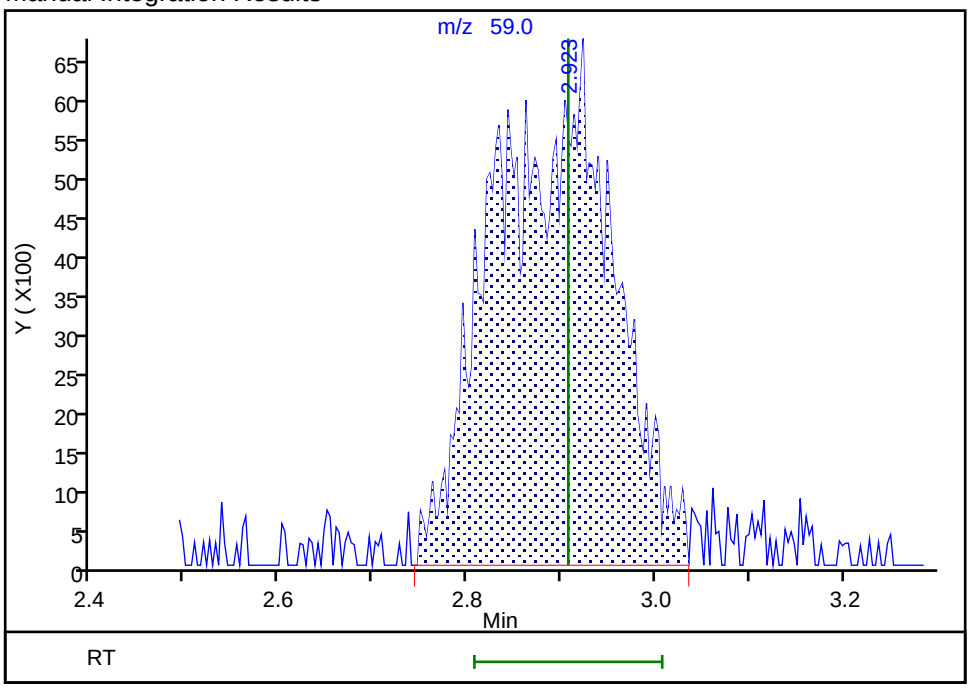

Reviewer: K4WN, 29-Oct-2022 00:50:13

Audit Action: Manually Integrated Audit Reason: Incomplete Integration

Manual Integration/User Assign Peak Report

Eurofins Lancaster Laboratories Environment Testing, LLC

Data File:	\\chromfs\Lancaster\ChromData\9137\20221027-69757.b\WC27X16.D				
Injection Date:	27-Oct-2022 17:46:30	Instrument ID:	9137		
Lims ID:	IC v1				
Client ID:					
Operator ID:	lcp00895	ALS Bottle#:	16	Worklist Smp#:	17
Purge Vol:	5.000 mL	Dil. Factor:	1.0000		
Method:	MSVoa_9137	Limit Group:	MSV - 8260C_D		
Column:	Rxi-624Sil MS Capillary Column (0.25 mm)	Detector	MS Quad		

32 Methyl tert-butyl ether, CAS: 1634-04-4

Signal: 1

Processing Integration Results

RT: 3.00
Area: 16197
Amount: 0.623760
Amount Units: ug/l

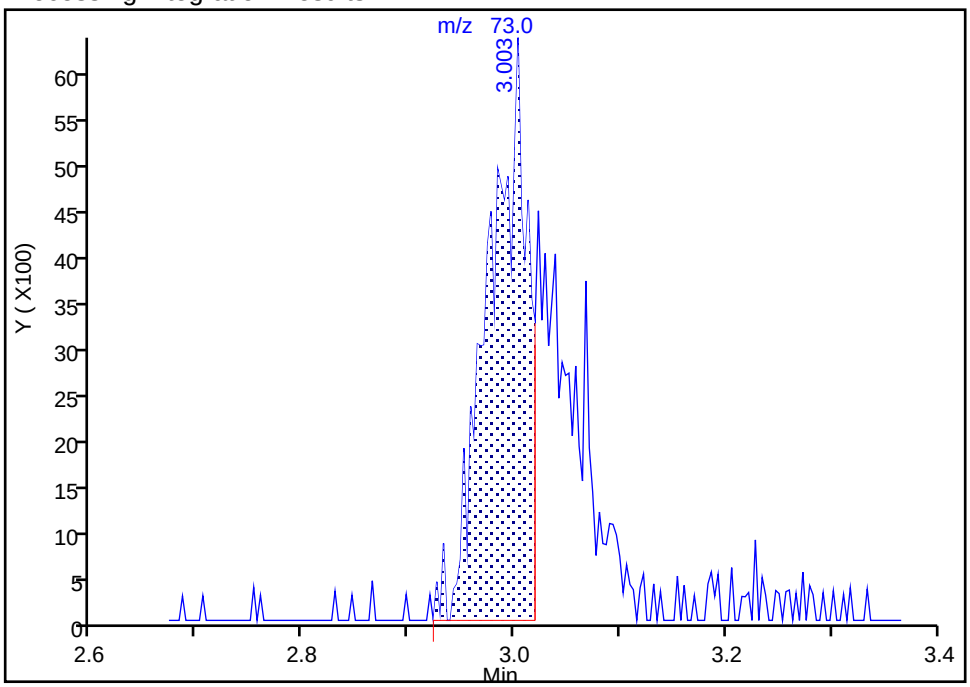

Manual Integration Results

RT: 3.00
Area: 26948
Amount: 0.979835
Amount Units: ug/l

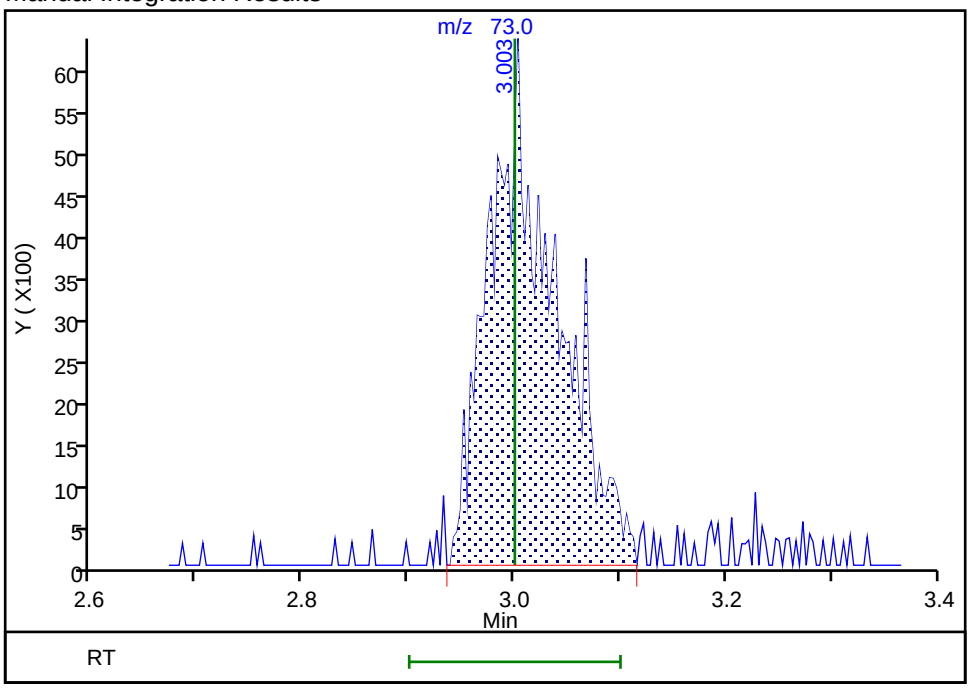

Reviewer: K4WN, 29-Oct-2022 00:50:23

Audit Action: Manually Integrated Audit Reason: Incomplete Integration

Manual Integration/User Assign Peak Report

Eurofins Lancaster Laboratories Environment Testing, LLC

Data File:	\\chromfs\Lancaster\ChromData\9137\20221027-69757.b\WC27X16.D				
Injection Date:	27-Oct-2022 17:46:30	Instrument ID:	9137		
Lims ID:	IC v1				
Client ID:					
Operator ID:	lcp00895	ALS Bottle#:	16	Worklist Smp#:	17
Purge Vol:	5.000 mL	Dil. Factor:	1.0000		
Method:	MSVoa_9137	Limit Group:	MSV - 8260C_D		
Column:	Rxi-624Sil MS Capillary Column (0.25 mm)	Detector	MS Quad		

33 trans-1,2-Dichloroethene, CAS: 156-60-5

Signal: 1

Processing Integration Results

RT: 3.00
Area: 6584
Amount: 0.848752
Amount Units: ug/l

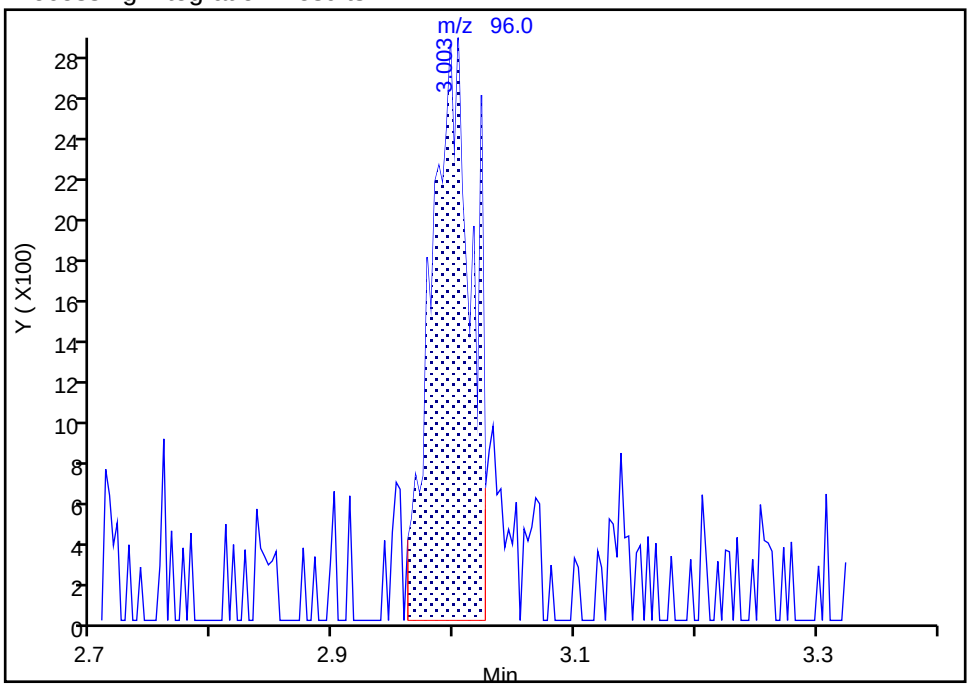

Manual Integration Results

RT: 3.00
Area: 7977
Amount: 1.002605
Amount Units: ug/l

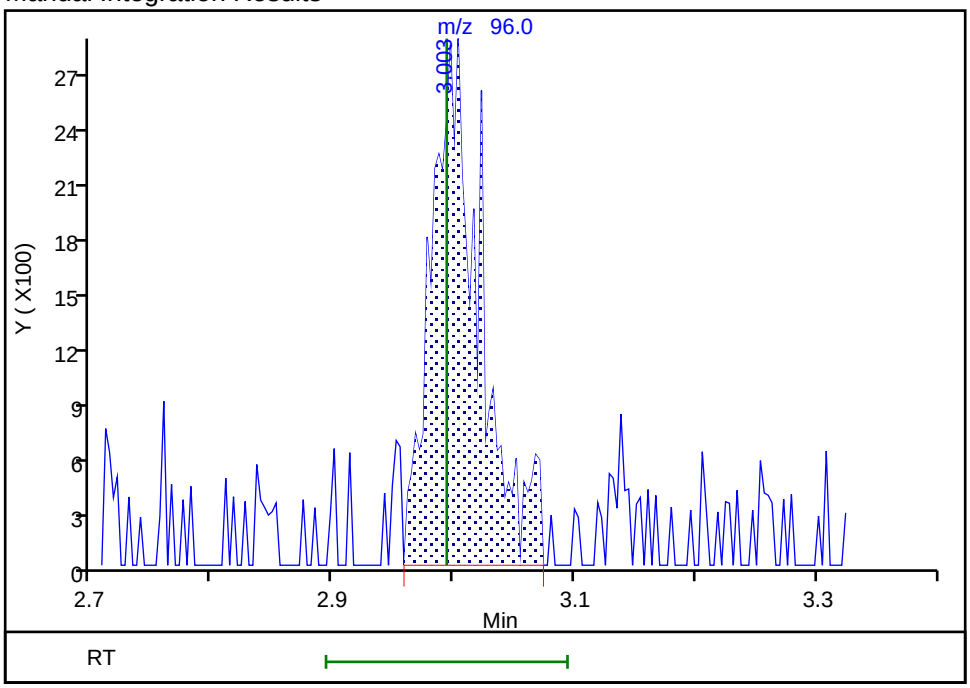

Reviewer: K4WN, 29-Oct-2022 00:50:19

Audit Action: Manually Integrated Audit Reason: Incomplete Integration

Manual Integration/User Assign Peak Report

Eurofins Lancaster Laboratories Environment Testing, LLC

Data File:	\\chromfs\Lancaster\ChromData\9137\20221027-69757.b\WC27X16.D				
Injection Date:	27-Oct-2022 17:46:30	Instrument ID:	9137		
Lims ID:	IC v1				
Client ID:					
Operator ID:	lcp00895	ALS Bottle#:	16	Worklist Smp#:	17
Purge Vol:	5.000 mL	Dil. Factor:	1.0000		
Method:	MSVoa_9137	Limit Group:	MSV - 8260C_D		
Column:	Rxi-624Sil MS Capillary Column (0.25 mm)	Detector	MS Quad		

39 Tert-butyl ethyl ether, CAS: 637-92-3

Signal: 1

Processing Integration Results

RT: 3.79
Area: 24189
Amount: 0.876535
Amount Units: ug/l

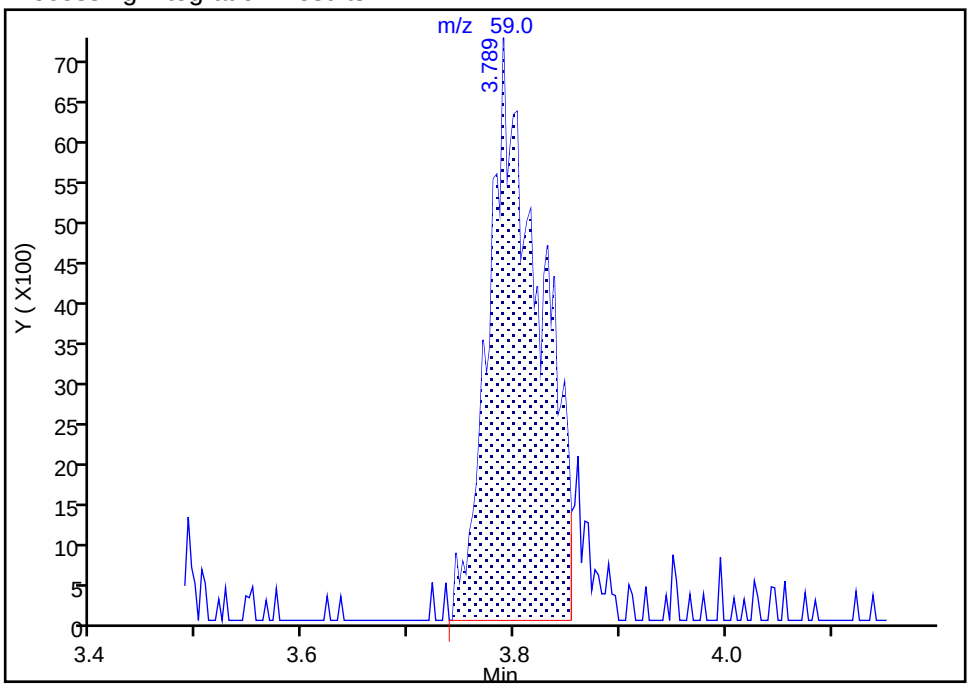

Manual Integration Results

RT: 3.79
Area: 26166
Amount: 0.938570
Amount Units: ug/l

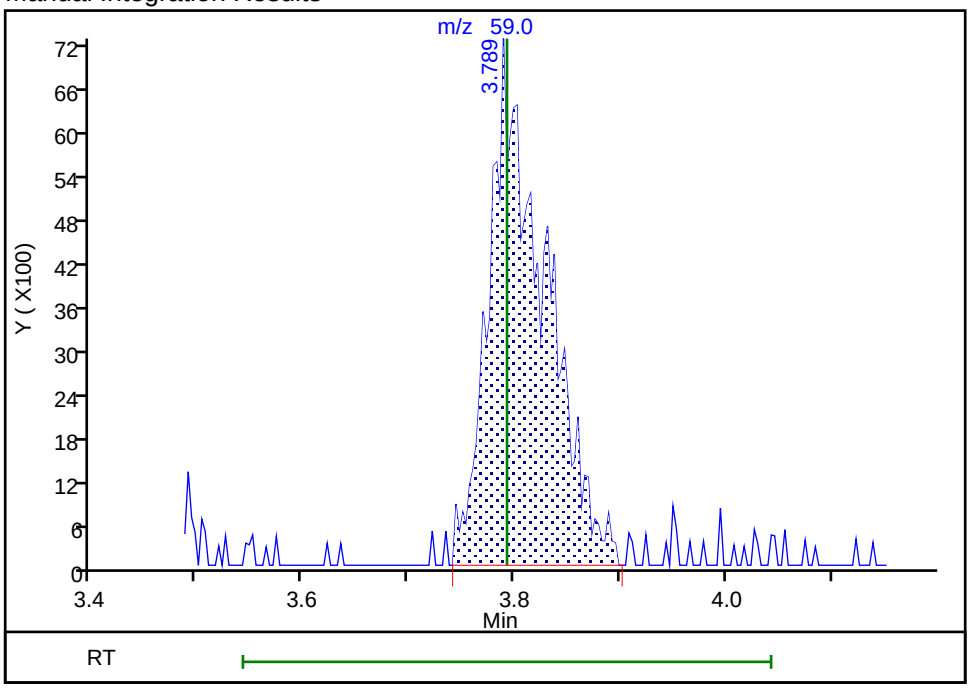

Reviewer: K4WN, 29-Oct-2022 00:50:31

Audit Action: Manually Integrated Audit Reason: Incomplete Integration

Manual Integration/User Assign Peak Report

Eurofins Lancaster Laboratories Environment Testing, LLC

Data File:	\\chromfs\Lancaster\ChromData\9137\20221027-69757.b\WC27X16.D				
Injection Date:	27-Oct-2022 17:46:30	Instrument ID:	9137		
Lims ID:	IC v1				
Client ID:					
Operator ID:	lcp00895	ALS Bottle#:	16	Worklist Smp#:	17
Purge Vol:	5.000 mL	Dil. Factor:	1.0000		
Method:	MSVoa_9137	Limit Group:	MSV - 8260C_D		
Column:	Rxi-624Sil MS Capillary Column (0.25 mm)	Detector	MS Quad		

41 2-Butanone (MEK), CAS: 78-93-3

Signal: 1

Processing Integration Results

RT: 3.98
Area: 15769
Amount: 1.884694
Amount Units: ug/l

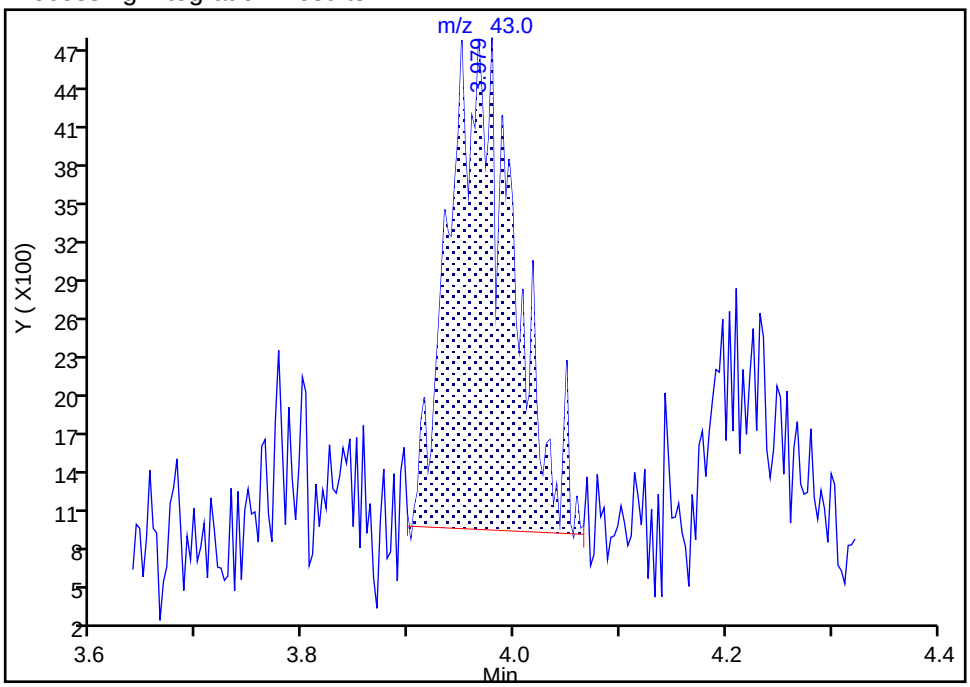

Manual Integration Results

RT: 3.98
Area: 21985
Amount: 2.495212
Amount Units: ug/l

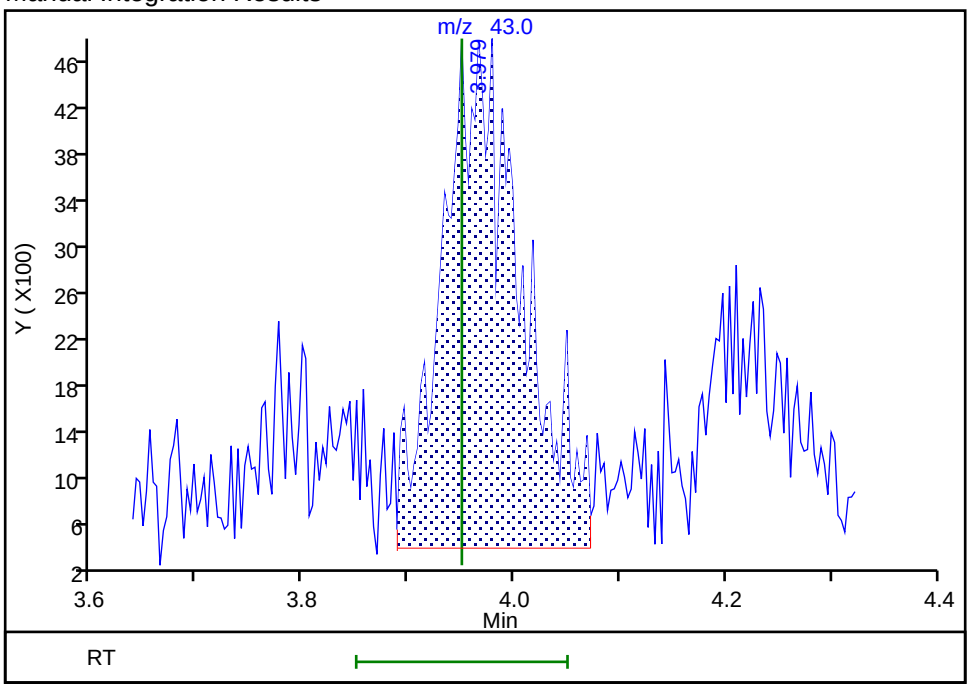

Reviewer: K4WN, 29-Oct-2022 00:50:49
Audit Action: Assigned New Baseline Audit Reason: Incomplete Integration

Manual Integration/User Assign Peak Report

Eurofins Lancaster Laboratories Environment Testing, LLC

Data File:	\\chromfs\Lancaster\ChromData\9137\20221027-69757.b\WC27X16.D				
Injection Date:	27-Oct-2022 17:46:30	Instrument ID:	9137		
Lims ID:	IC v1				
Client ID:					
Operator ID:	lcp00895	ALS Bottle#:	16	Worklist Smp#:	17
Purge Vol:	5.000 mL	Dil. Factor:	1.0000		
Method:	MSVoa_9137	Limit Group:	MSV - 8260C_D		
Column:	Rxi-624Sil MS Capillary Column (0.25 mm)	Detector	MS Quad		

44 Propionitrile, CAS: 107-12-0

Signal: 1

Processing Integration Results

RT: 4.01
Area: 35114
Amount: 15.904564
Amount Units: ug/l

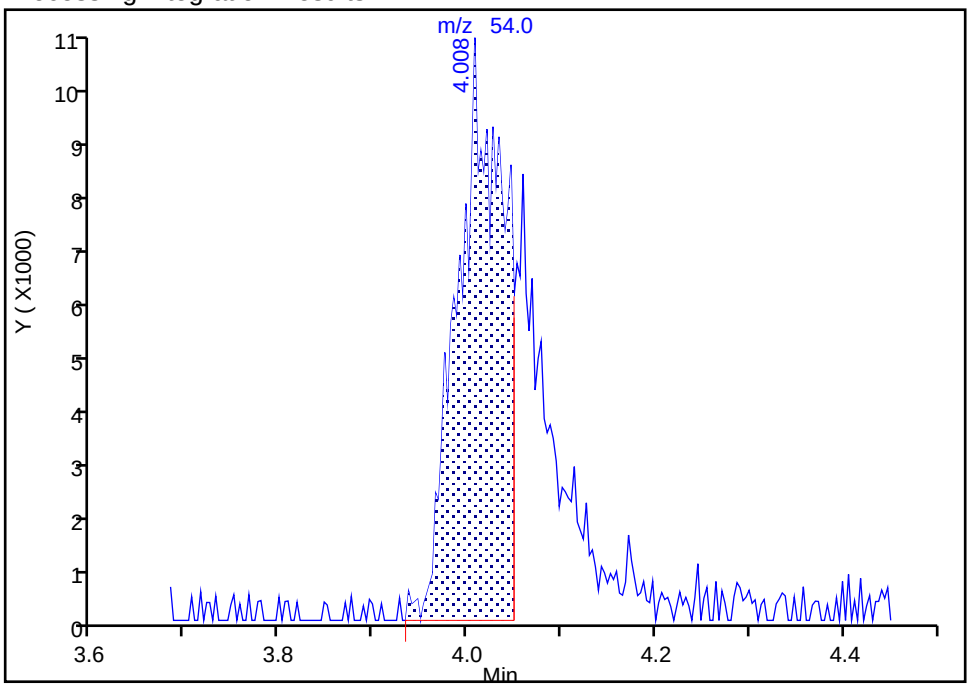

Manual Integration Results

RT: 4.01
Area: 55301
Amount: 23.512461
Amount Units: ug/l

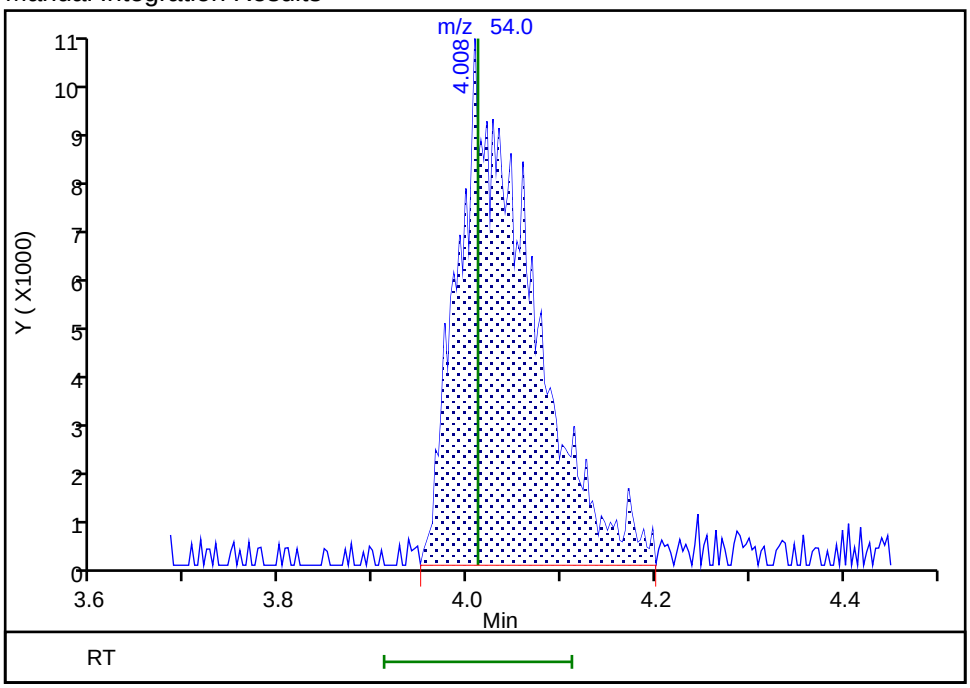

Reviewer: K4WN, 29-Oct-2022 00:50:59

Audit Action: Manually Integrated Audit Reason: Incomplete Integration

Manual Integration/User Assign Peak Report

Eurofins Lancaster Laboratories Environment Testing, LLC

Data File:	\\chromfs\Lancaster\ChromData\9137\20221027-69757.b\WC27X16.D				
Injection Date:	27-Oct-2022 17:46:30	Instrument ID:	9137		
Lims ID:	IC v1				
Client ID:					
Operator ID:	lcp00895	ALS Bottle#:	16	Worklist Smp#:	17
Purge Vol:	5.000 mL	Dil. Factor:	1.0000		
Method:	MSVoa_9137	Limit Group:	MSV - 8260C_D		
Column:	Rxi-624Sil MS Capillary Column (0.25 mm)	Detector	MS Quad		

45 Methacrylonitrile, CAS: 126-98-7

Signal: 1

Processing Integration Results

RT: 4.16
Area: 52279
Amount: 9.415326
Amount Units: ug/l

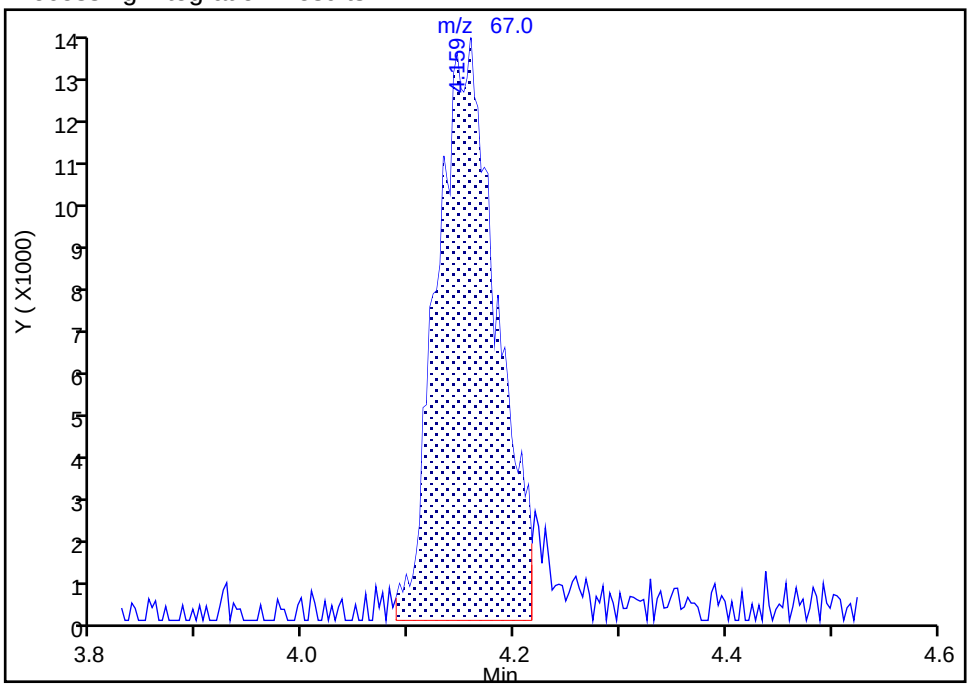

Manual Integration Results

RT: 4.16
Area: 56042
Amount: 9.996254
Amount Units: ug/l

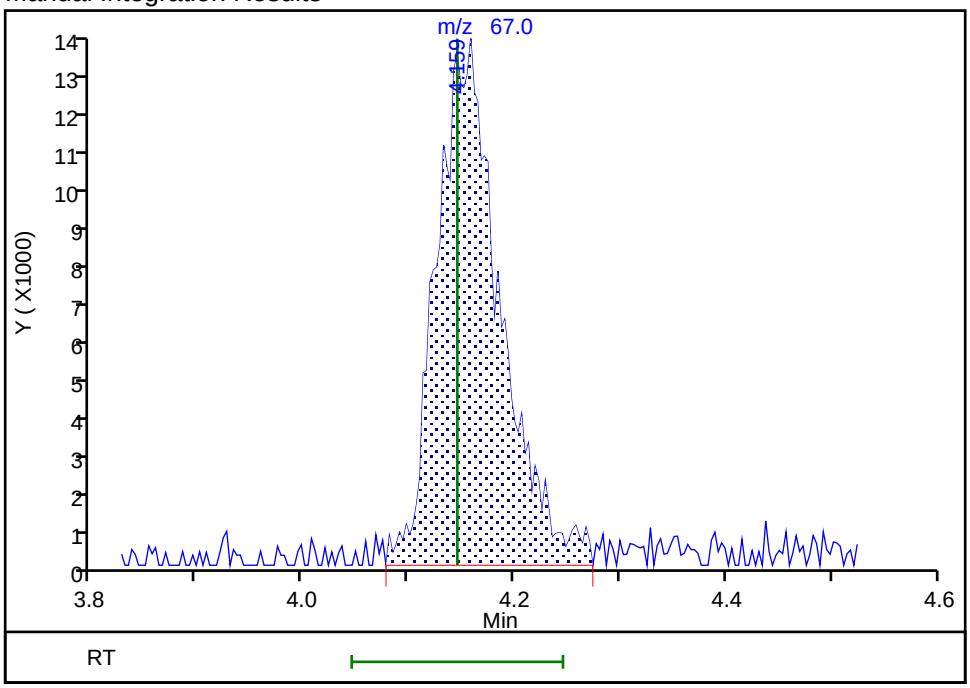

Reviewer: K4WN, 29-Oct-2022 00:51:06

Audit Action: Manually Integrated Audit Reason: Incomplete Integration

Manual Integration/User Assign Peak Report

Eurofins Lancaster Laboratories Environment Testing, LLC

Data File:	\\chromfs\Lancaster\ChromData\9137\20221027-69757.b\WC27X16.D				
Injection Date:	27-Oct-2022 17:46:30	Instrument ID:	9137		
Lims ID:	IC v1				
Client ID:					
Operator ID:	lcp00895	ALS Bottle#:	16	Worklist Smp#:	17
Purge Vol:	5.000 mL	Dil. Factor:	1.0000		
Method:	MSVoa_9137	Limit Group:	MSV - 8260C_D		
Column:	Rxi-624Sil MS Capillary Column (0.25 mm)	Detector	MS Quad		

46 Chlorobromomethane, CAS: 74-97-5

Signal: 1

Processing Integration Results

RT: 4.16
Area: 2442
Amount: 0.648876
Amount Units: ug/l

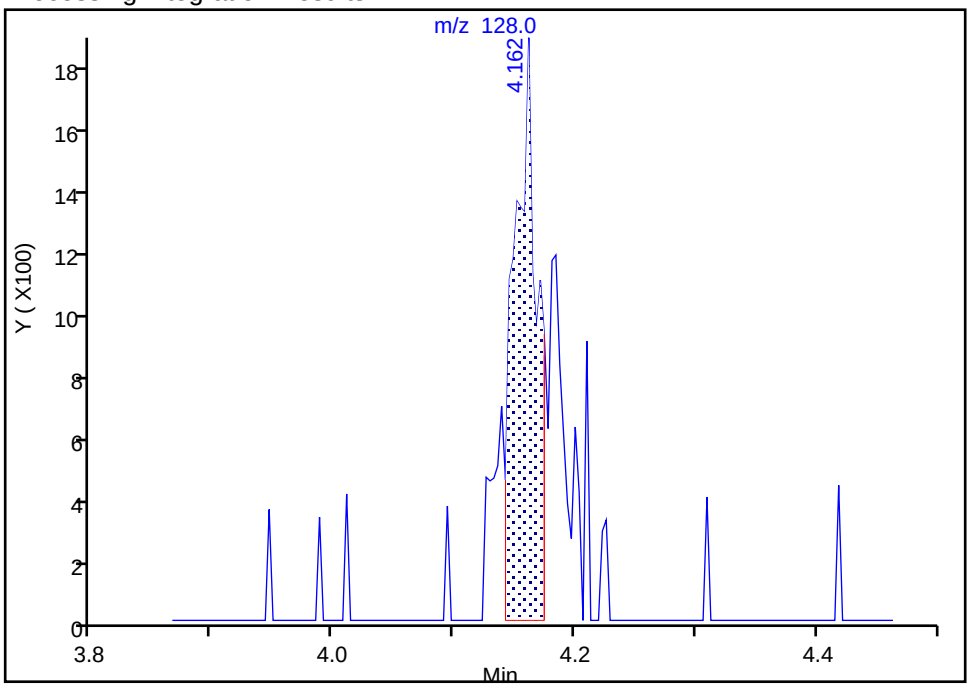

Manual Integration Results

RT: 4.16
Area: 4277
Amount: 1.062458
Amount Units: ug/l

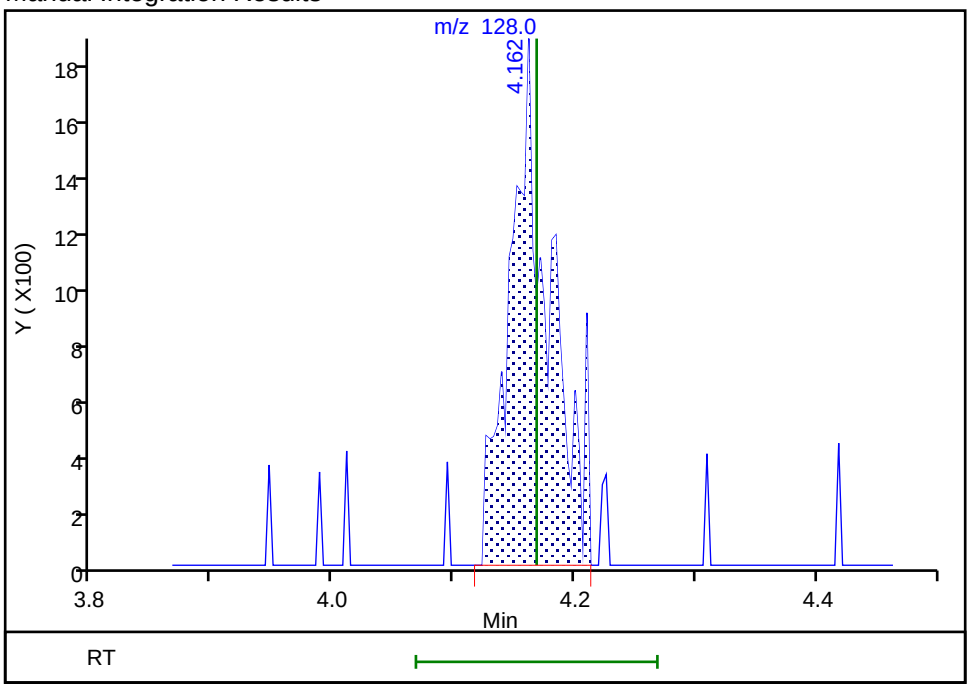

Reviewer: K4WN, 29-Oct-2022 00:51:13

Audit Action: Manually Integrated Audit Reason: Incomplete Integration

Manual Integration/User Assign Peak Report

Eurofins Lancaster Laboratories Environment Testing, LLC

Data File:	\\chromfs\Lancaster\ChromData\9137\20221027-69757.b\WC27X16.D				
Injection Date:	27-Oct-2022 17:46:30	Instrument ID:	9137		
Lims ID:	IC v1				
Client ID:					
Operator ID:	lcp00895	ALS Bottle#:	16	Worklist Smp#:	17
Purge Vol:	5.000 mL	Dil. Factor:	1.0000		
Method:	MSVoa_9137	Limit Group:	MSV - 8260C_D		
Column:	Rxi-624Sil MS Capillary Column (0.25 mm)	Detector	MS Quad		

47 Tetrahydrofuran, CAS: 109-99-9

Signal: 1

Processing Integration Results

RT: 4.23
Area: 7616
Amount: 4.347737
Amount Units: ug/l

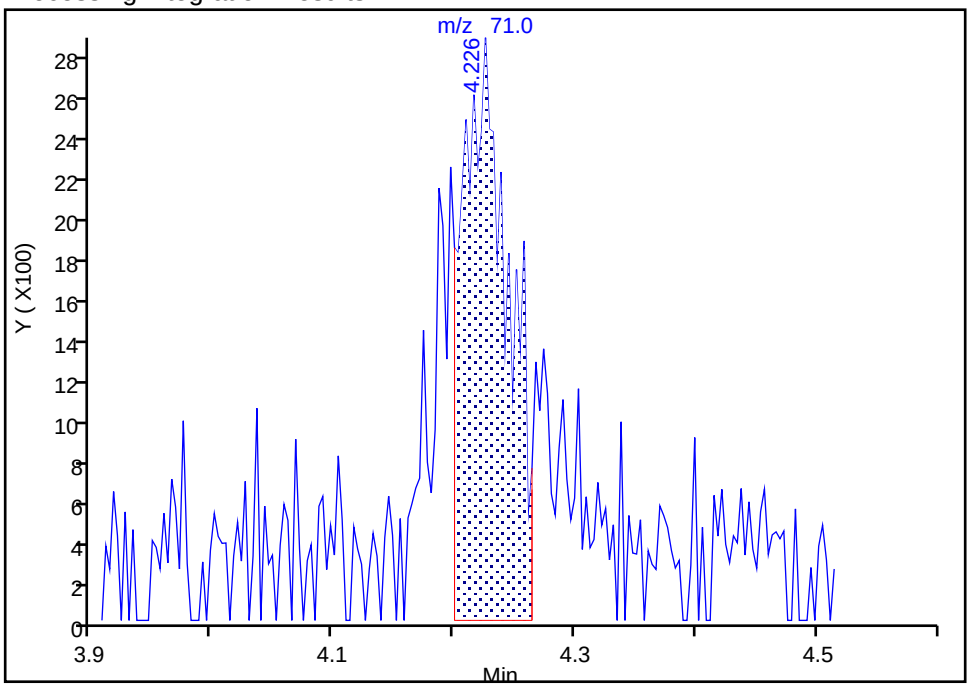

Manual Integration Results

RT: 4.23
Area: 10147
Amount: 5.562956
Amount Units: ug/l

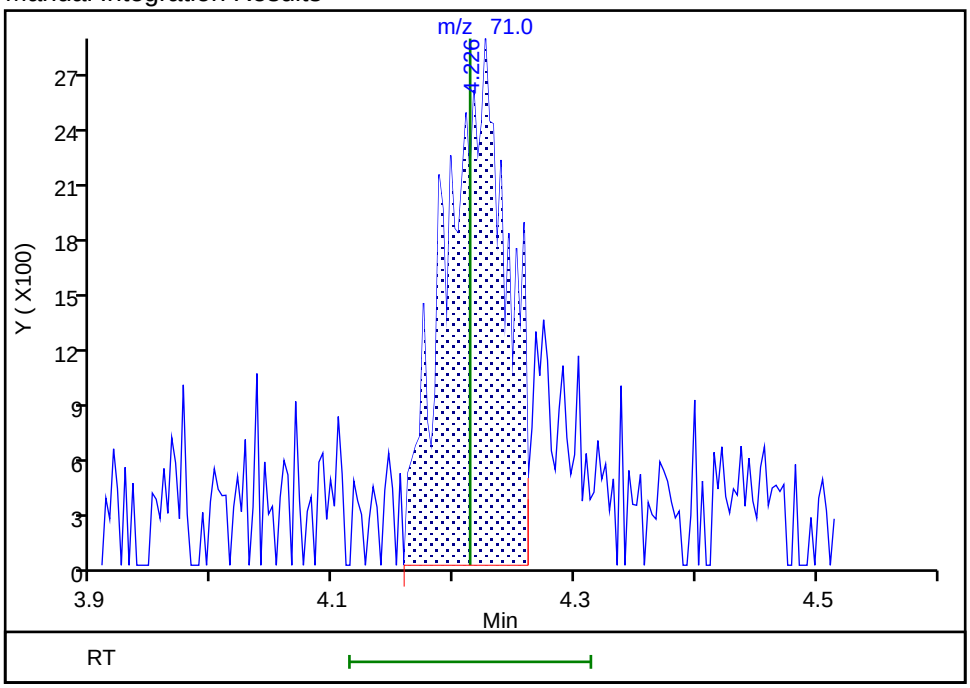

Reviewer: K4WN, 29-Oct-2022 01:02:49

Audit Action: Split an Integrated Peak Audit Reason: Incomplete Integration

Manual Integration/User Assign Peak Report

Eurofins Lancaster Laboratories Environment Testing, LLC

Data File:	\\chromfs\Lancaster\ChromData\9137\20221027-69757.b\WC27X16.D				
Injection Date:	27-Oct-2022 17:46:30	Instrument ID:	9137		
Lims ID:	IC v1				
Client ID:					
Operator ID:	lcp00895	ALS Bottle#:	16	Worklist Smp#:	17
Purge Vol:	5.000 mL	Dil. Factor:	1.0000		
Method:	MSVoa_9137	Limit Group:	MSV - 8260C_D		
Column:	Rxi-624Sil MS Capillary Column (0.25 mm)	Detector	MS Quad		

48 Chloroform, CAS: 67-66-3

Signal: 1

Processing Integration Results

RT: 4.24
Area: 13553
Amount: 0.995229
Amount Units: ug/l

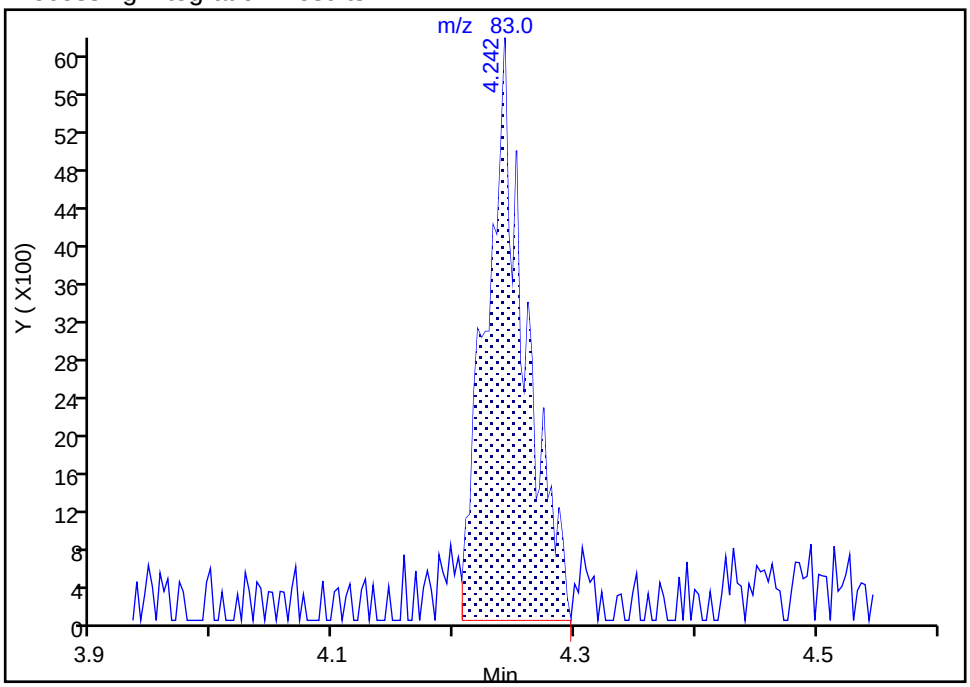

Manual Integration Results

RT: 4.24
Area: 14231
Amount: 1.037636
Amount Units: ug/l

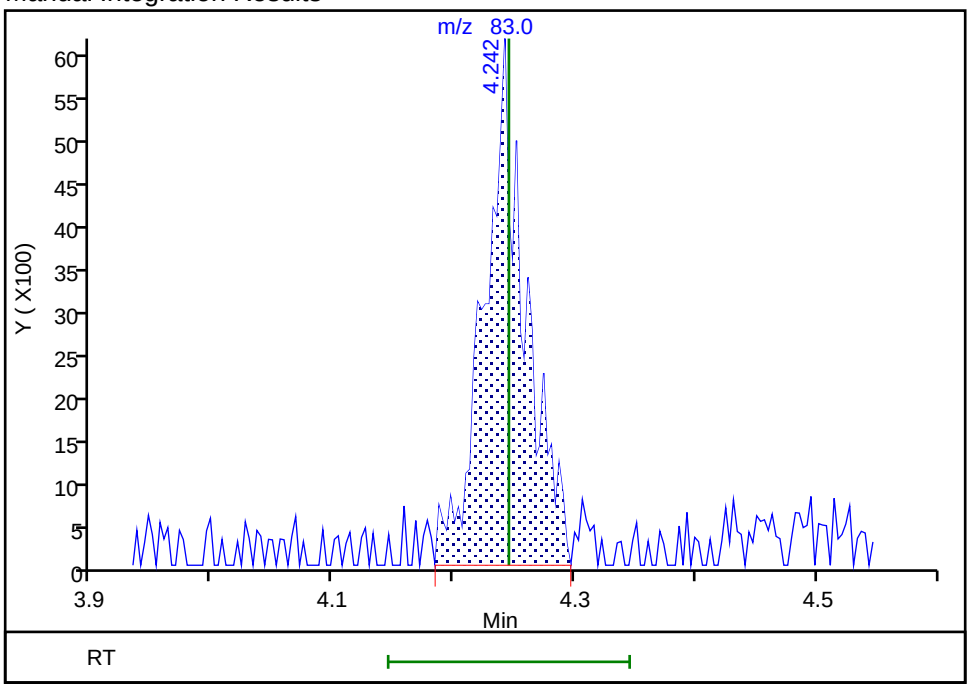

Reviewer: K4WN, 29-Oct-2022 00:51:27

Audit Action: Manually Integrated Audit Reason: Incomplete Integration

Manual Integration/User Assign Peak Report

Eurofins Lancaster Laboratories Environment Testing, LLC

Data File:	\\chromfs\Lancaster\ChromData\9137\20221027-69757.b\WC27X16.D				
Injection Date:	27-Oct-2022 17:46:30	Instrument ID:	9137		
Lims ID:	IC v1				
Client ID:					
Operator ID:	lcp00895	ALS Bottle#:	16	Worklist Smp#:	17
Purge Vol:	5.000 mL	Dil. Factor:	1.0000		
Method:	MSVoa_9137	Limit Group:	MSV - 8260C_D		
Column:	Rxi-624Sil MS Capillary Column (0.25 mm)	Detector	MS Quad		

64 Trichloroethene, CAS: 79-01-6

Signal: 1

Processing Integration Results

RT: 5.45
Area: 5795
Amount: 0.722863
Amount Units: ug/l

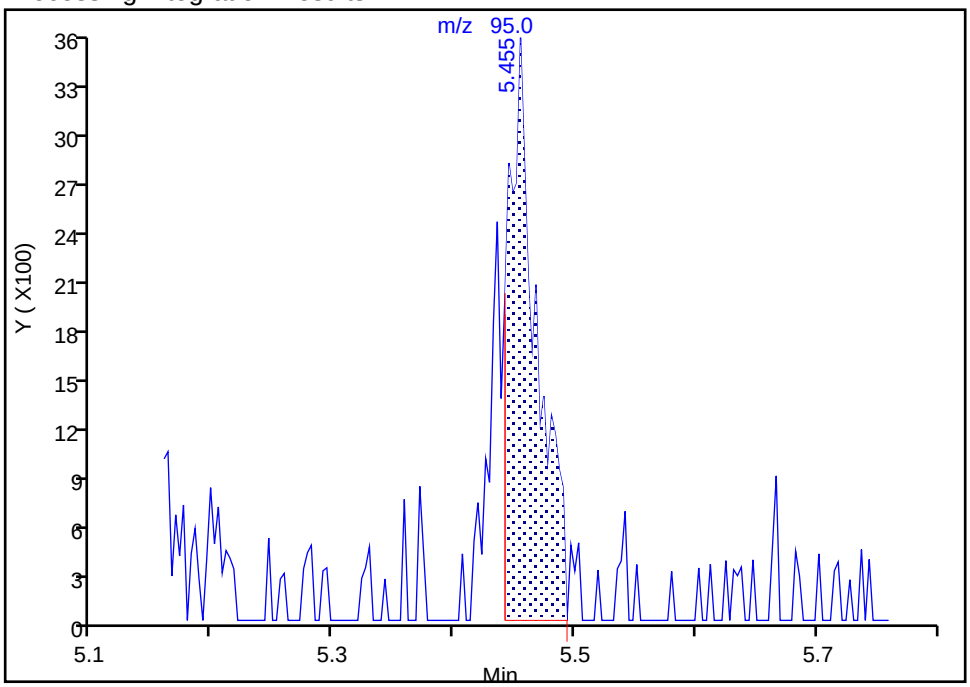

Manual Integration Results

RT: 5.45
Area: 7798
Amount: 0.939192
Amount Units: ug/l

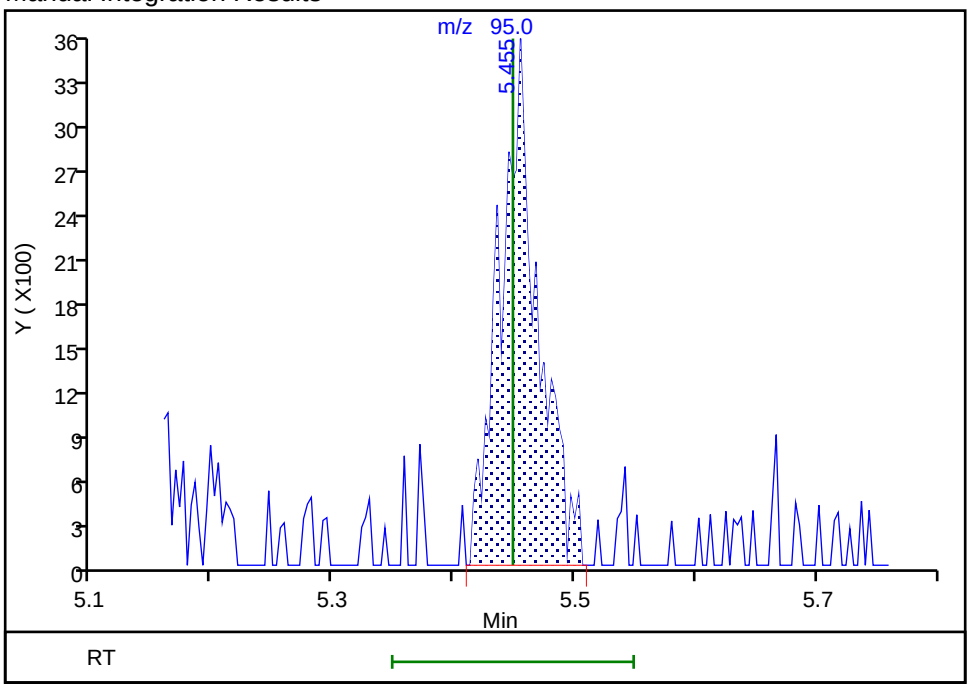

Reviewer: K4WN, 29-Oct-2022 00:51:43

Audit Action: Manually Integrated Audit Reason: Incomplete Integration

Manual Integration/User Assign Peak Report

Eurofins Lancaster Laboratories Environment Testing, LLC

Data File:	\\chromfs\Lancaster\ChromData\9137\20221027-69757.b\WC27X16.D				
Injection Date:	27-Oct-2022 17:46:30	Instrument ID:	9137		
Lims ID:	IC v1				
Client ID:					
Operator ID:	lcp00895	ALS Bottle#:	16	Worklist Smp#:	17
Purge Vol:	5.000 mL	Dil. Factor:	1.0000		
Method:	MSVoa_9137	Limit Group:	MSV - 8260C_D		
Column:	Rxi-624Sil MS Capillary Column (0.25 mm)	Detector	MS Quad		

65 Methylcyclohexane, CAS: 108-87-2

Signal: 1

Processing Integration Results

RT: 5.66
Area: 9700
Amount: 0.707824
Amount Units: ug/l

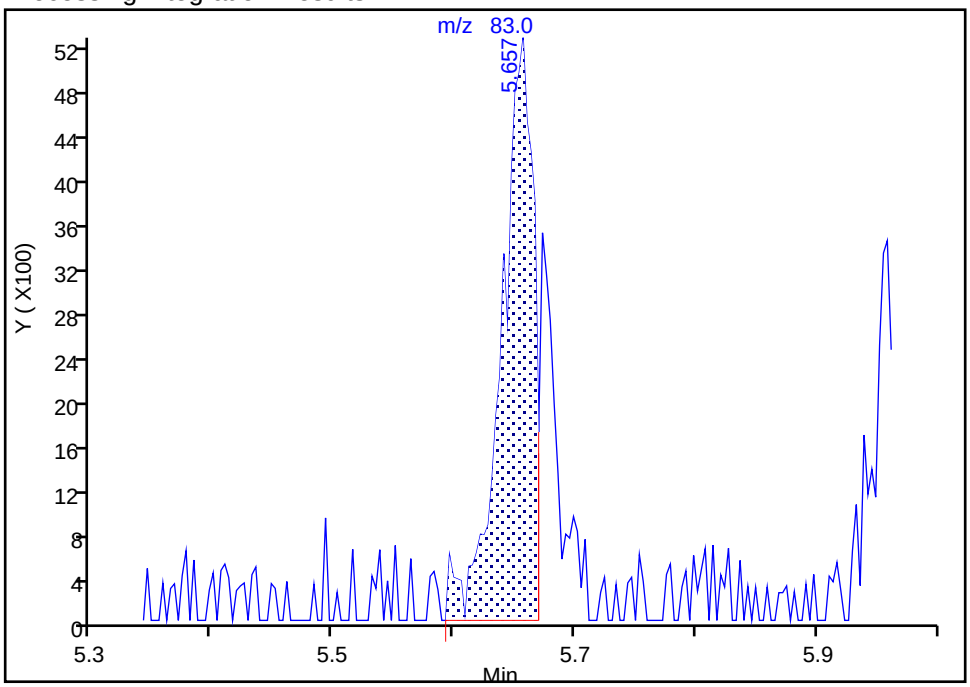

Manual Integration Results

RT: 5.66
Area: 12746
Amount: 0.901470
Amount Units: ug/l

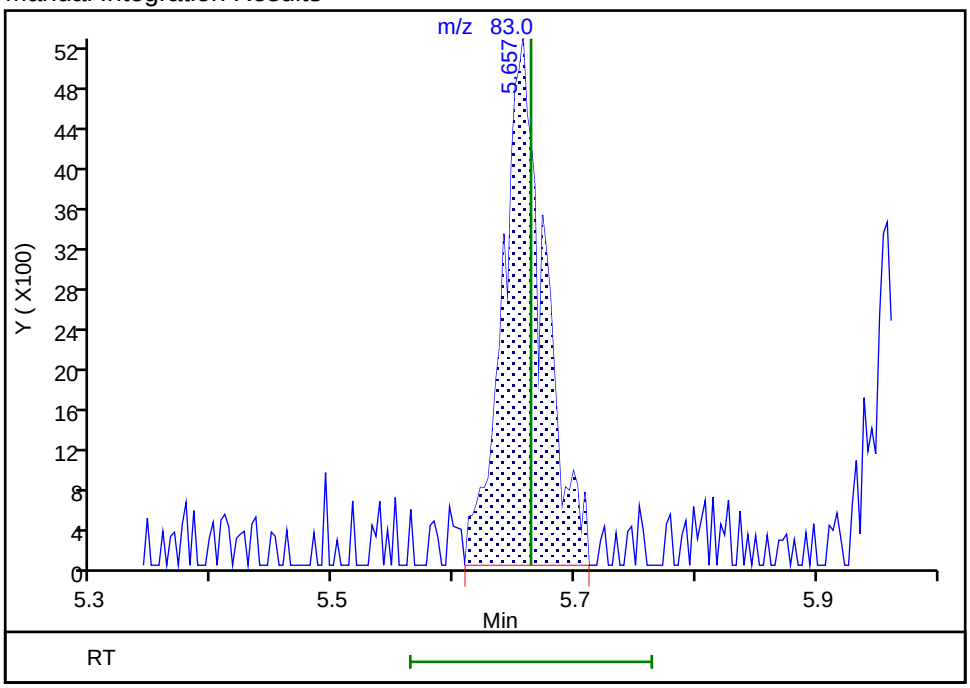

Reviewer: K4WN, 29-Oct-2022 00:51:48

Audit Action: Manually Integrated Audit Reason: Incomplete Integration

Manual Integration/User Assign Peak Report

Eurofins Lancaster Laboratories Environment Testing, LLC

Data File:	\\chromfs\Lancaster\ChromData\9137\20221027-69757.b\WC27X16.D				
Injection Date:	27-Oct-2022 17:46:30	Instrument ID:	9137		
Lims ID:	IC v1				
Client ID:					
Operator ID:	lcp00895	ALS Bottle#:	16	Worklist Smp#:	17
Purge Vol:	5.000 mL	Dil. Factor:	1.0000		
Method:	MSVoa_9137	Limit Group:	MSV - 8260C_D		
Column:	Rxi-624Sil MS Capillary Column (0.25 mm)	Detector	MS Quad		

66 1,2-Dichloropropane, CAS: 78-87-5

Signal: 1

Processing Integration Results

RT: 5.68
Area: 5640
Amount: 0.658005
Amount Units: ug/l

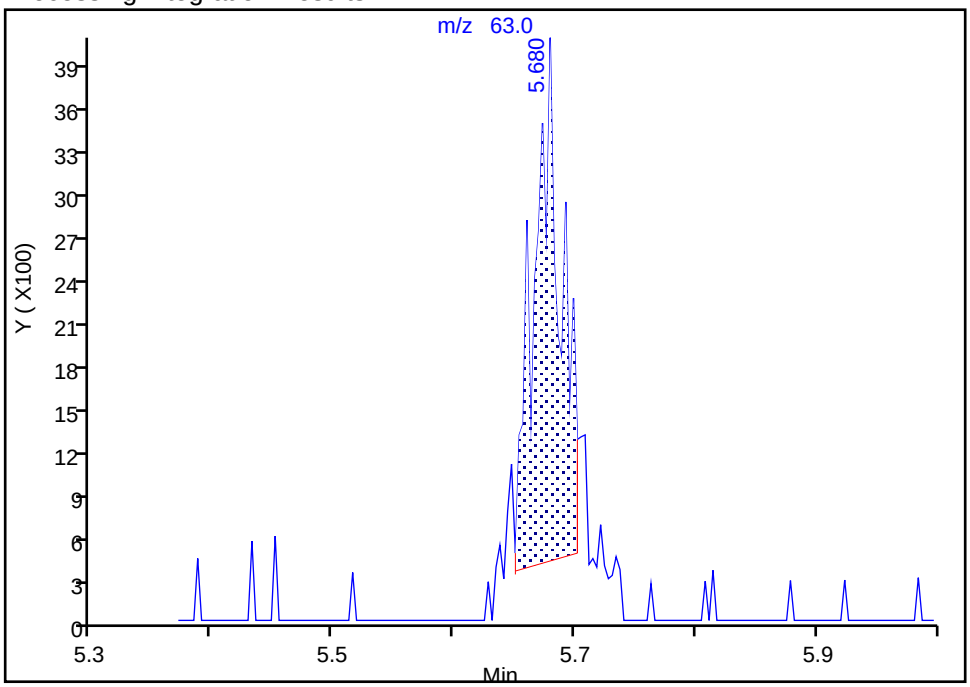

Manual Integration Results

RT: 5.68
Area: 8775
Amount: 0.972922
Amount Units: ug/l

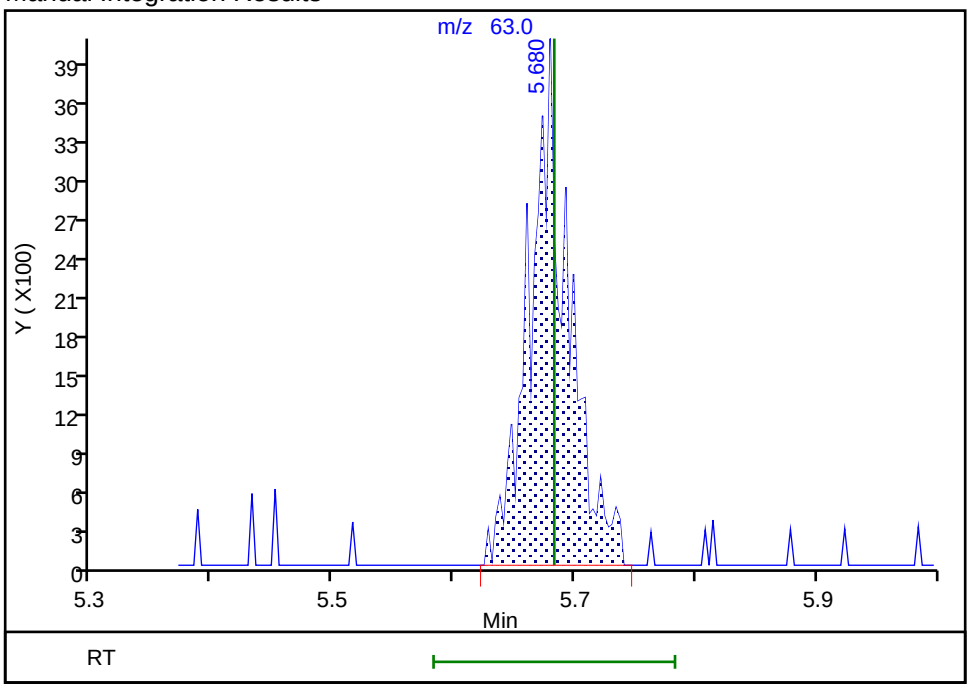

Reviewer: K4WN, 29-Oct-2022 00:51:52
Audit Action: Manually Integrated Audit Reason: Incomplete Integration

Manual Integration/User Assign Peak Report

Eurofins Lancaster Laboratories Environment Testing, LLC

Data File:	\\chromfs\Lancaster\ChromData\9137\20221027-69757.b\WC27X16.D				
Injection Date:	27-Oct-2022 17:46:30	Instrument ID:	9137		
Lims ID:	IC v1				
Client ID:					
Operator ID:	lcp00895	ALS Bottle#:	16	Worklist Smp#:	17
Purge Vol:	5.000 mL	Dil. Factor:	1.0000		
Method:	MSVoa_9137	Limit Group:	MSV - 8260C_D		
Column:	Rxi-624Sil MS Capillary Column (0.25 mm)	Detector	MS Quad		

67 2-ethoxy-2-methyl butane, CAS: 919-94-8

Signal: 1

Processing Integration Results

RT: 5.73
Area: 10841
Amount: 0.892307
Amount Units: ug/l

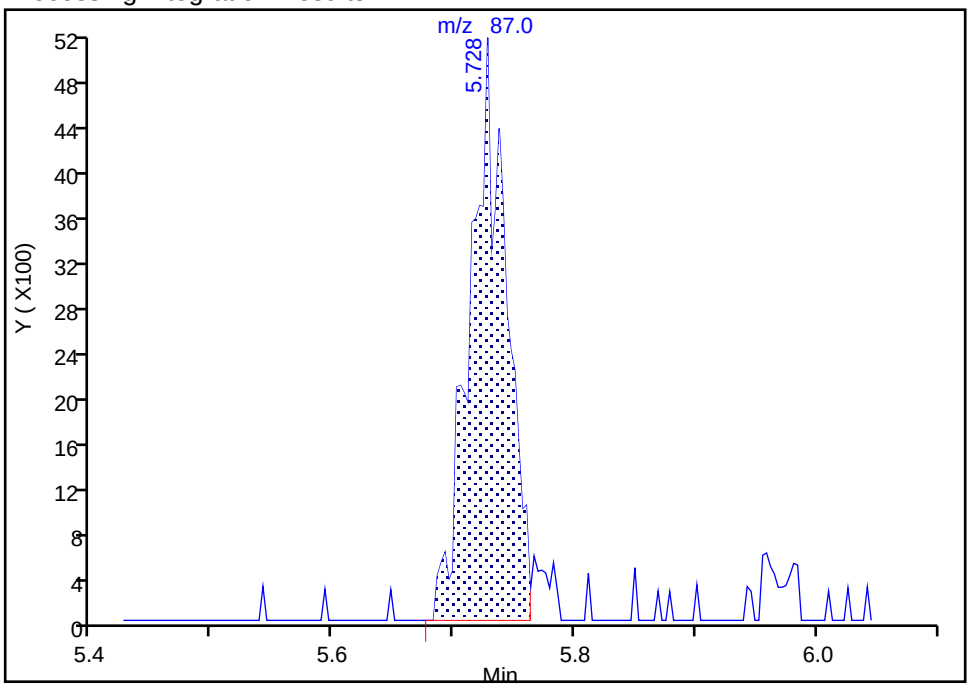

Manual Integration Results

RT: 5.73
Area: 11409
Amount: 0.932828
Amount Units: ug/l

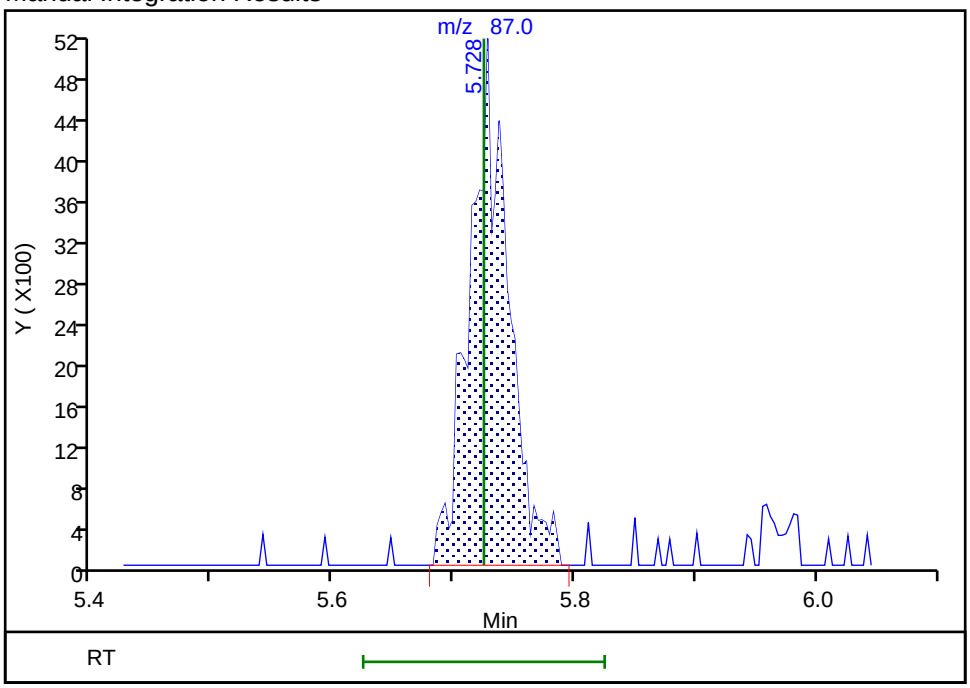

Reviewer: K4WN, 29-Oct-2022 00:51:57

Audit Action: Manually Integrated Audit Reason: Incomplete Integration

Manual Integration/User Assign Peak Report

Eurofins Lancaster Laboratories Environment Testing, LLC

Data File:	\\chromfs\Lancaster\ChromData\9137\20221027-69757.b\WC27X16.D				
Injection Date:	27-Oct-2022 17:46:30	Instrument ID:	9137		
Lims ID:	IC v1				
Client ID:					
Operator ID:	lcp00895	ALS Bottle#:	16	Worklist Smp#:	17
Purge Vol:	5.000 mL	Dil. Factor:	1.0000		
Method:	MSVoa_9137	Limit Group:	MSV - 8260C_D		
Column:	Rxi-624Sil MS Capillary Column (0.25 mm)	Detector	MS Quad		

70 1,4-Dioxane, CAS: 123-91-1

Signal: 1

Processing Integration Results

RT: 5.84
Area: 3091
Amount: 48.289330
Amount Units: ug/l

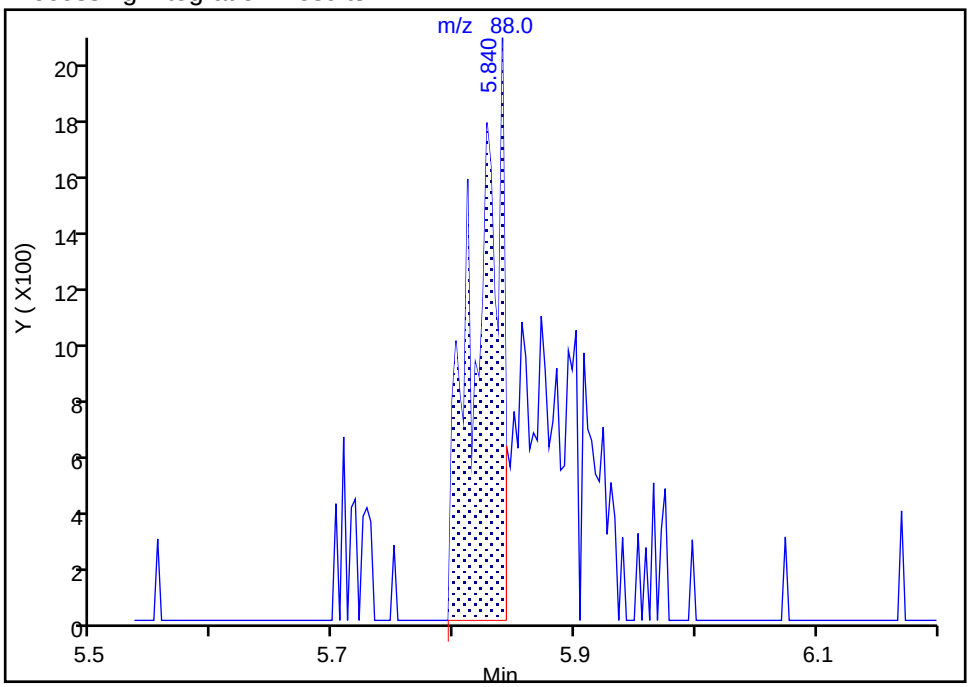

Manual Integration Results

RT: 5.84
Area: 6728
Amount: 41.379620
Amount Units: ug/l

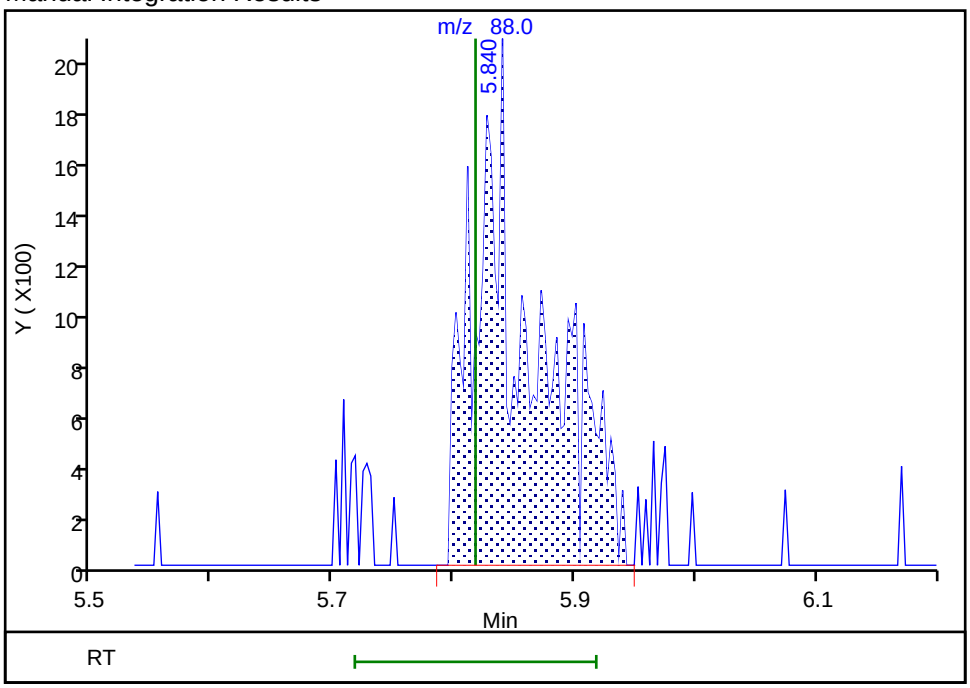

Reviewer: K4WN, 29-Oct-2022 00:52:02

Audit Action: Manually Integrated Audit Reason: Incomplete Integration

Manual Integration/User Assign Peak Report

Eurofins Lancaster Laboratories Environment Testing, LLC

Data File:	\\chromfs\Lancaster\ChromData\9137\20221027-69757.b\WC27X16.D				
Injection Date:	27-Oct-2022 17:46:30	Instrument ID:	9137		
Lims ID:	IC v1				
Client ID:					
Operator ID:	lcp00895	ALS Bottle#:	16	Worklist Smp#:	17
Purge Vol:	5.000 mL	Dil. Factor:	1.0000		
Method:	MSVoa_9137	Limit Group:	MSV - 8260C_D		
Column:	Rxi-624Sil MS Capillary Column (0.25 mm)	Detector	MS Quad		

72 Dichlorobromomethane, CAS: 75-27-4

Signal: 1

Processing Integration Results

RT: 5.96
Area: 6747
Amount: 0.711697
Amount Units: ug/l

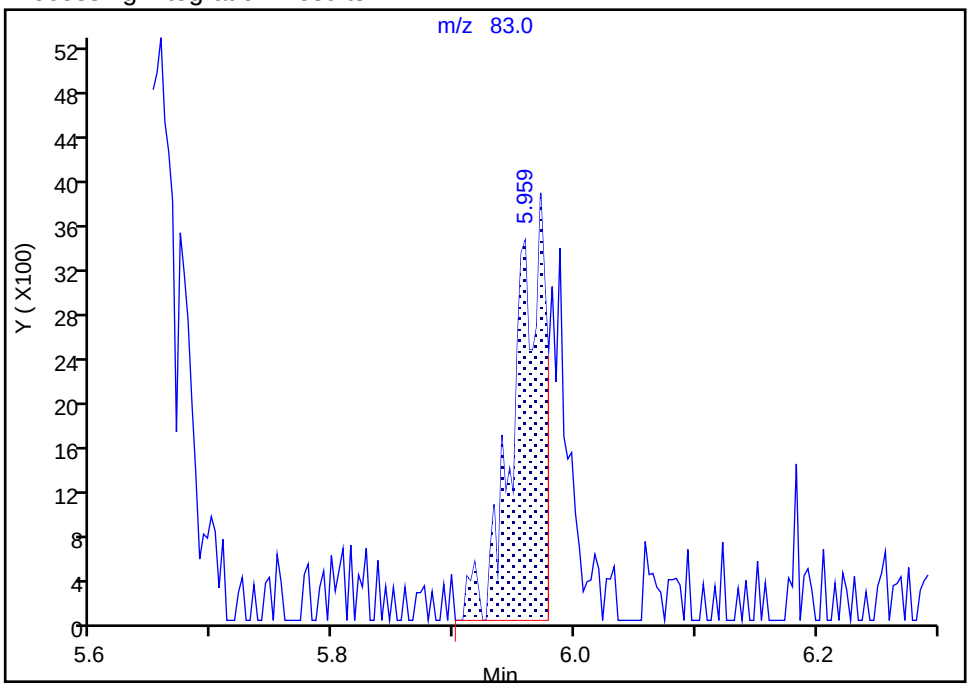

Manual Integration Results

RT: 5.97
Area: 9937
Amount: 1.000114
Amount Units: ug/l

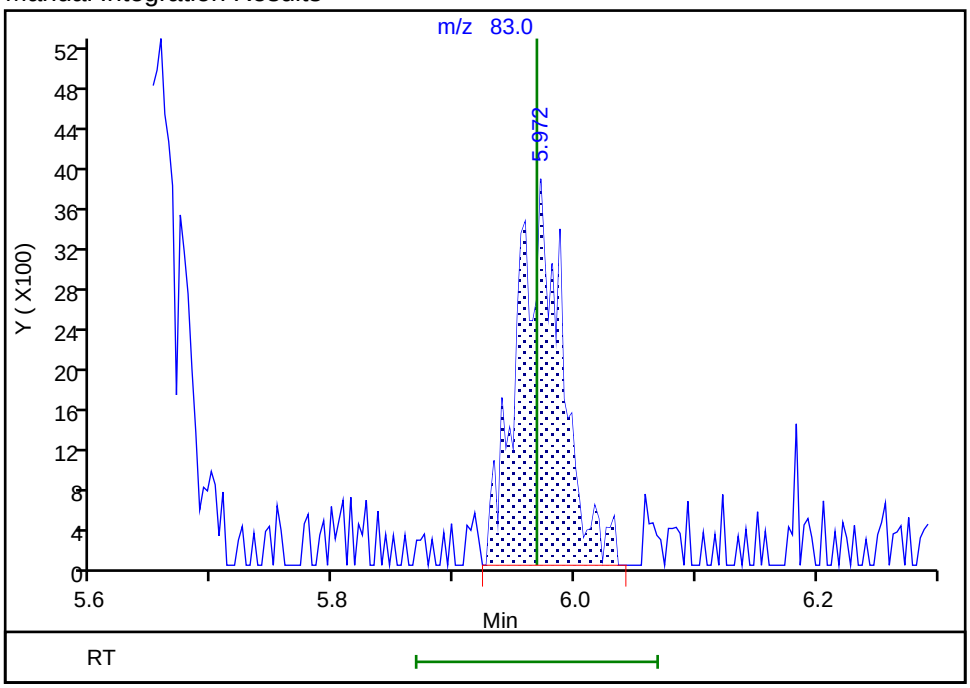

Reviewer: K4WN, 29-Oct-2022 00:52:10
Audit Action: Manually Integrated Audit Reason: Incomplete Integration

Manual Integration/User Assign Peak Report

Eurofins Lancaster Laboratories Environment Testing, LLC

Data File:	\\chromfs\Lancaster\ChromData\9137\20221027-69757.b\WC27X16.D				
Injection Date:	27-Oct-2022 17:46:30	Instrument ID:	9137		
Lims ID:	IC v1				
Client ID:					
Operator ID:	lcp00895	ALS Bottle#:	16	Worklist Smp#:	17
Purge Vol:	5.000 mL	Dil. Factor:	1.0000		
Method:	MSVoa_9137	Limit Group:	MSV - 8260C_D		
Column:	Rxi-624Sil MS Capillary Column (0.25 mm)	Detector	MS Quad		

81 trans-1,3-Dichloropropene, CAS: 10061-02-6

Signal: 1

Processing Integration Results

RT: 7.06
Area: 10763
Amount: 0.956430
Amount Units: ug/l

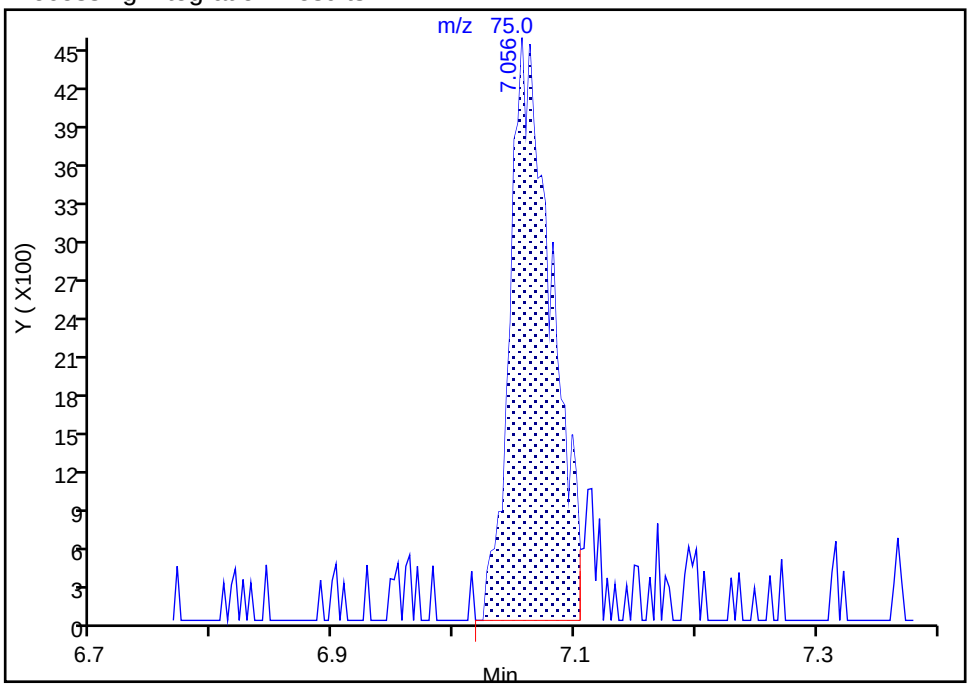

Manual Integration Results

RT: 7.06
Area: 11535
Amount: 1.015084
Amount Units: ug/l

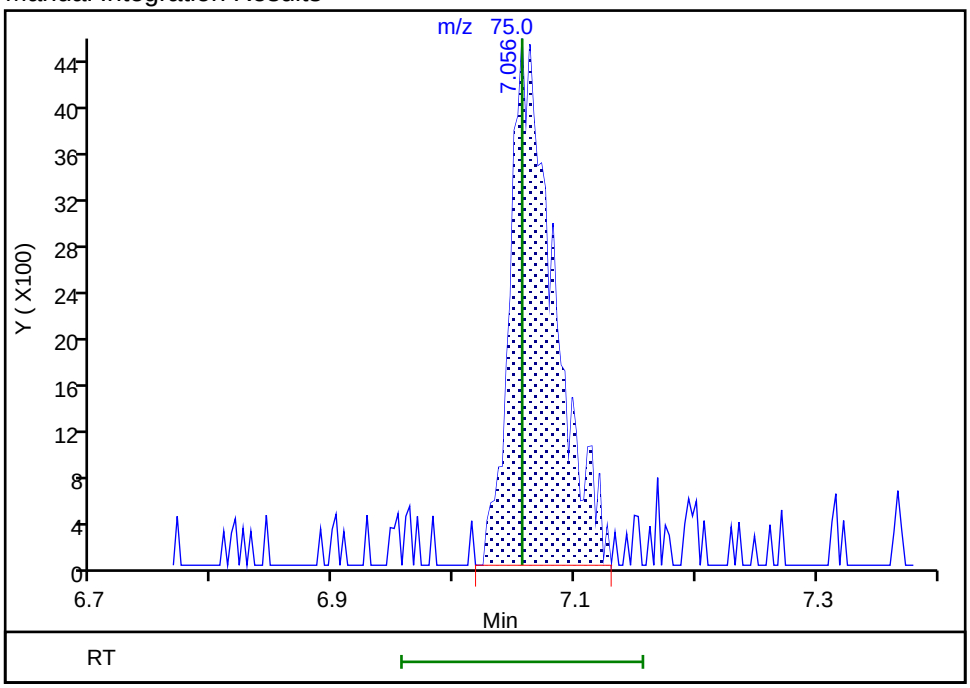

Reviewer: K4WN, 29-Oct-2022 00:52:20

Audit Action: Manually Integrated Audit Reason: Incomplete Integration

Manual Integration/User Assign Peak Report

Eurofins Lancaster Laboratories Environment Testing, LLC

Data File:	\\chromfs\Lancaster\ChromData\9137\20221027-69757.b\WC27X16.D				
Injection Date:	27-Oct-2022 17:46:30	Instrument ID:	9137		
Lims ID:	IC v1				
Client ID:					
Operator ID:	lcp00895	ALS Bottle#:	16	Worklist Smp#:	17
Purge Vol:	5.000 mL	Dil. Factor:	1.0000		
Method:	MSVoa_9137	Limit Group:	MSV - 8260C_D		
Column:	Rxi-624Sil MS Capillary Column (0.25 mm)	Detector	MS Quad		

84 1,1,2-Trichloroethane, CAS: 79-00-5

Signal: 1

Processing Integration Results

RT: 7.26
Area: 7325
Amount: 1.030516
Amount Units: ug/l

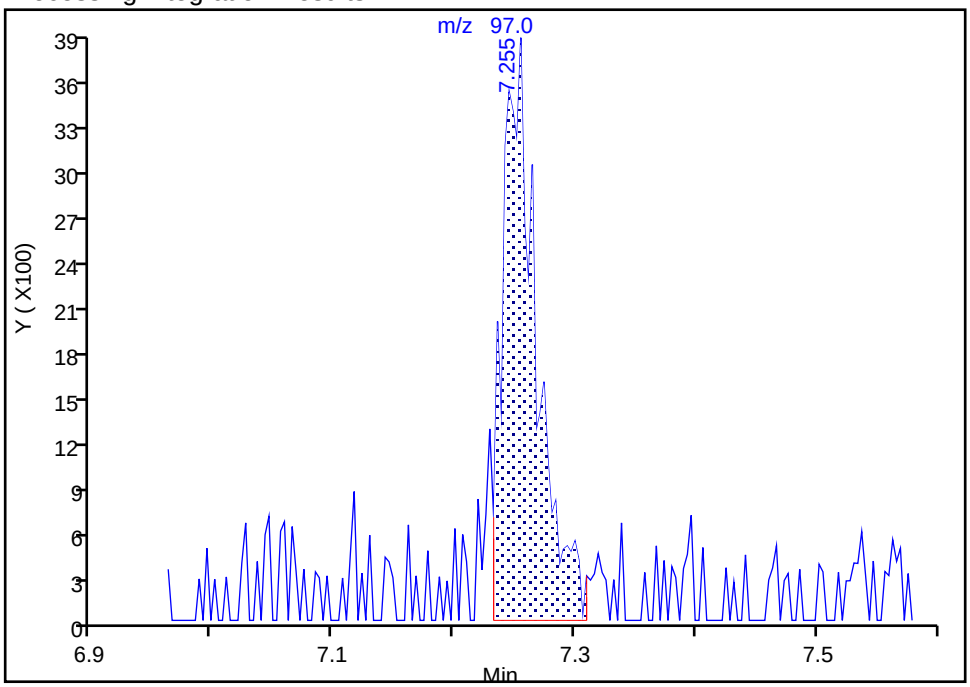

Manual Integration Results

RT: 7.26
Area: 8219
Amount: 1.135879
Amount Units: ug/l

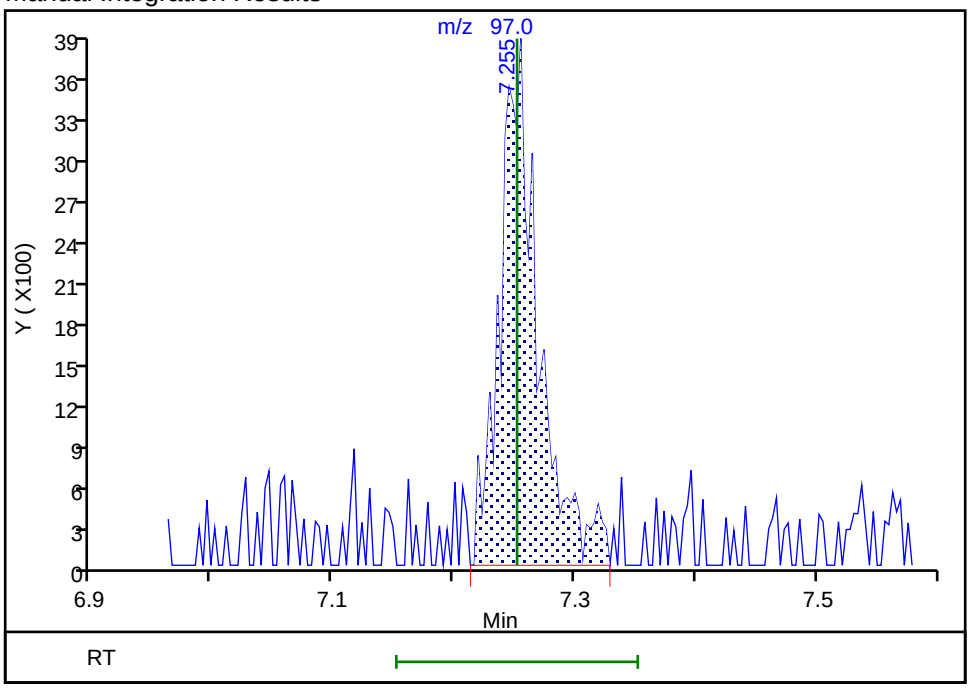

Reviewer: K4WN, 29-Oct-2022 00:52:25

Audit Action: Manually Integrated Audit Reason: Incomplete Integration

Manual Integration/User Assign Peak Report

Eurofins Lancaster Laboratories Environment Testing, LLC

Data File:	\\chromfs\Lancaster\ChromData\9137\20221027-69757.b\WC27X16.D				
Injection Date:	27-Oct-2022 17:46:30	Instrument ID:	9137		
Lims ID:	IC v1				
Client ID:					
Operator ID:	lcp00895	ALS Bottle#:	16	Worklist Smp#:	17
Purge Vol:	5.000 mL	Dil. Factor:	1.0000		
Method:	MSVoa_9137	Limit Group:	MSV - 8260C_D		
Column:	Rxi-624Sil MS Capillary Column (0.25 mm)	Detector	MS Quad		

113 1,3,5-Trimethylbenzene, CAS: 108-67-8

Signal: 1

Processing Integration Results

RT: 9.53
Area: 26278
Amount: 0.890848
Amount Units: ug/l

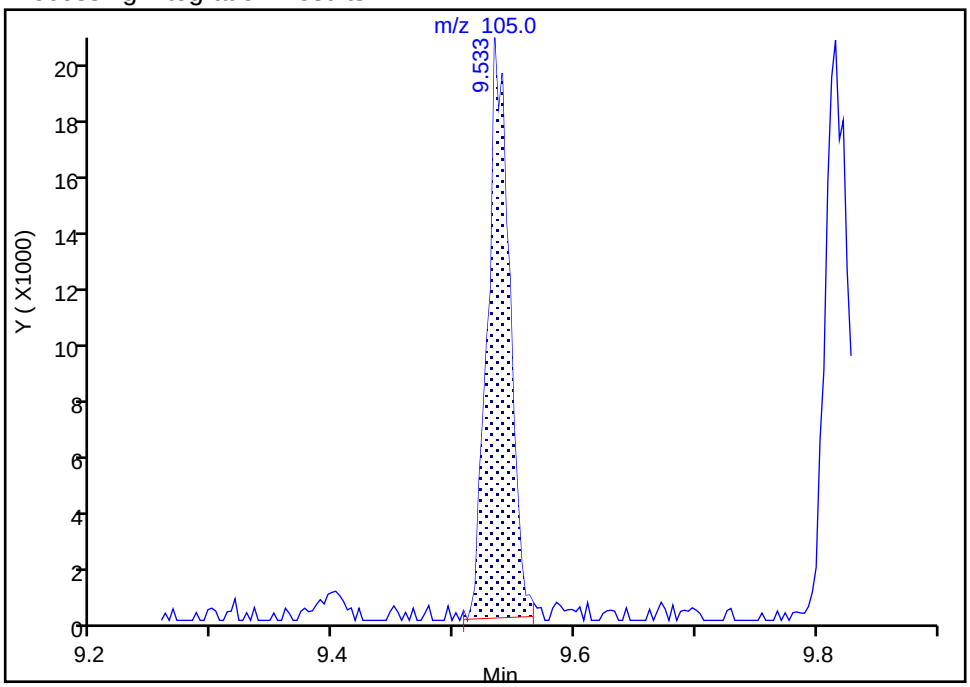

Manual Integration Results

RT: 9.53
Area: 26704
Amount: 0.903426
Amount Units: ug/l

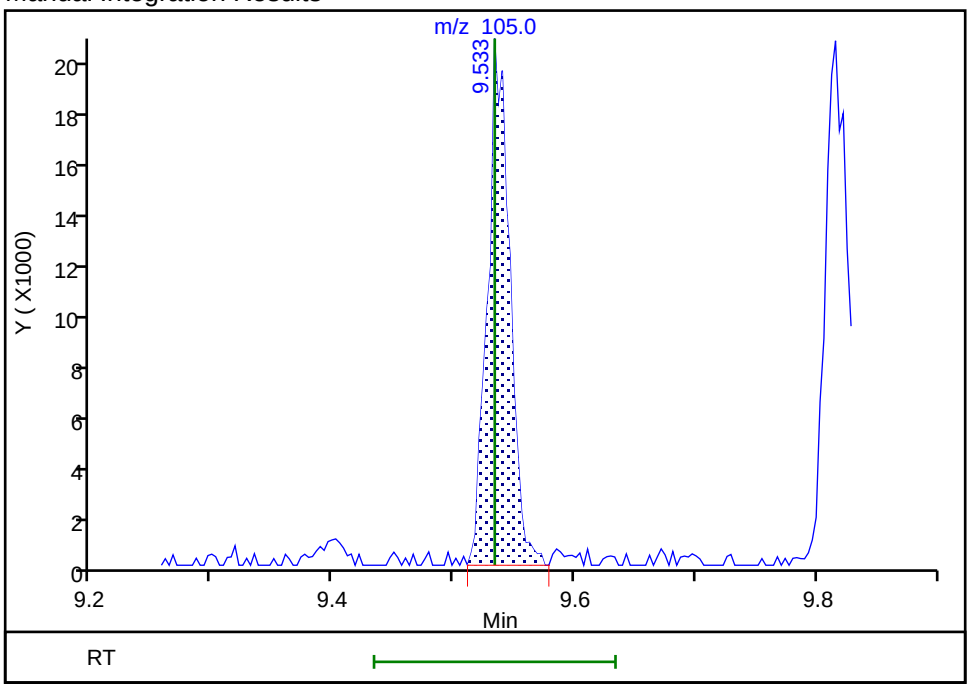

Reviewer: K4WN, 29-Oct-2022 00:52:45

Audit Action: Manually Integrated Audit Reason: Incomplete Integration

Calibration / Dichlorodifluoromethane

Curve Type:	Average
Weighting:	Conc_Sq
Origin:	Force
Dependency:	Response
Calib Mode:	ISTD
Response Base:	AREA
RF Rounding:	0

Curve Coefficients

Intercept:	0
Slope:	0.638

Error Coefficients

Standard Error:	2180000
Relative Standard Error:	11.2
Correlation Coefficient:	1.000
Coefficient of Determination (Adjusted):	0.984

ID	Level	Concentration	Rel. Resp.	IS Amount	IS Response	RRF	Used
1	IC 410-311123/17	1.0	0.748949	50.0	1396224.0	0.748949	Y
2	IC 410-311123/16	4.0	2.850921	50.0	1351563.0	0.71273	Y
3	IC 410-311123/15	10.0	6.67926	50.0	1411017.0	0.667926	Y
4	IC 410-311123/14	20.0	11.628023	50.0	1391350.0	0.581401	Y
5	ICIS 410-311123/13	50.0	29.480319	50.0	1392317.0	0.589606	Y
6	IC 410-311123/12	100.0	59.631996	50.0	1410907.0	0.59632	Y
7	IC 410-311123/11	300.0	170.741281	50.0	1460539.0	0.569138	Y

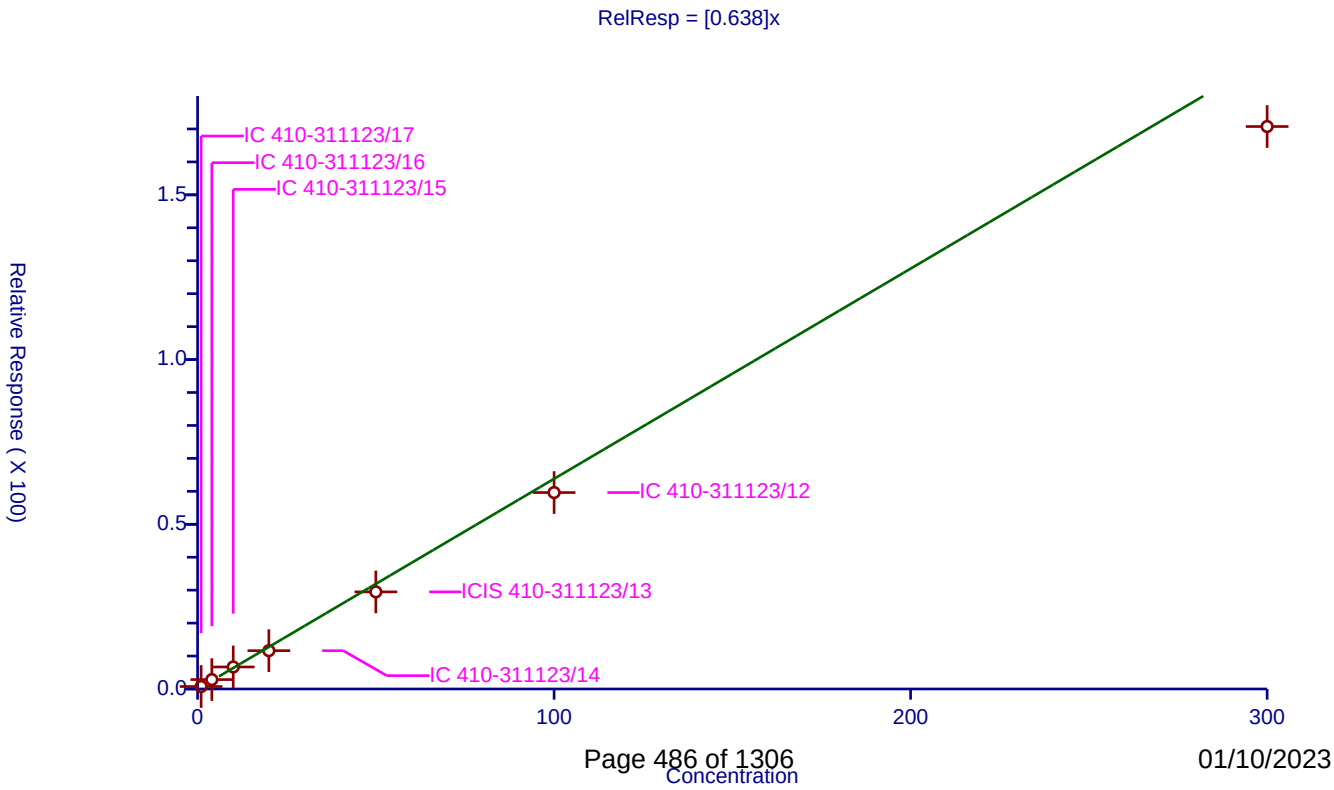

Calibration / Chloromethane

Curve Type:	Average
Weighting:	Conc_Sq
Origin:	Force
Dependency:	Response
Calib Mode:	ISTD
Response Base:	AREA
RF Rounding:	0

Curve Coefficients

Intercept:	0
Slope:	0.6636

Error Coefficients

Standard Error:	2410000
Relative Standard Error:	4.8
Correlation Coefficient:	1.000
Coefficient of Determination (Adjusted):	0.997

ID	Level	Concentration	Rel. Resp.	IS Amount	IS Response	RRF	Used
1	IC 410-311123/17	1.0	0.701392	50.0	1396224.0	0.701392	Y
2	IC 410-311123/16	4.0	2.815555	50.0	1351563.0	0.703889	Y
3	IC 410-311123/15	10.0	6.661117	50.0	1411017.0	0.666112	Y
4	IC 410-311123/14	20.0	12.439322	50.0	1391350.0	0.621966	Y
5	ICIS 410-311123/13	50.0	33.419221	50.0	1392317.0	0.668384	Y
6	IC 410-311123/12	100.0	65.288711	50.0	1410907.0	0.652887	Y
7	IC 410-311123/11	300.0	189.269304	50.0	1460539.0	0.630898	Y

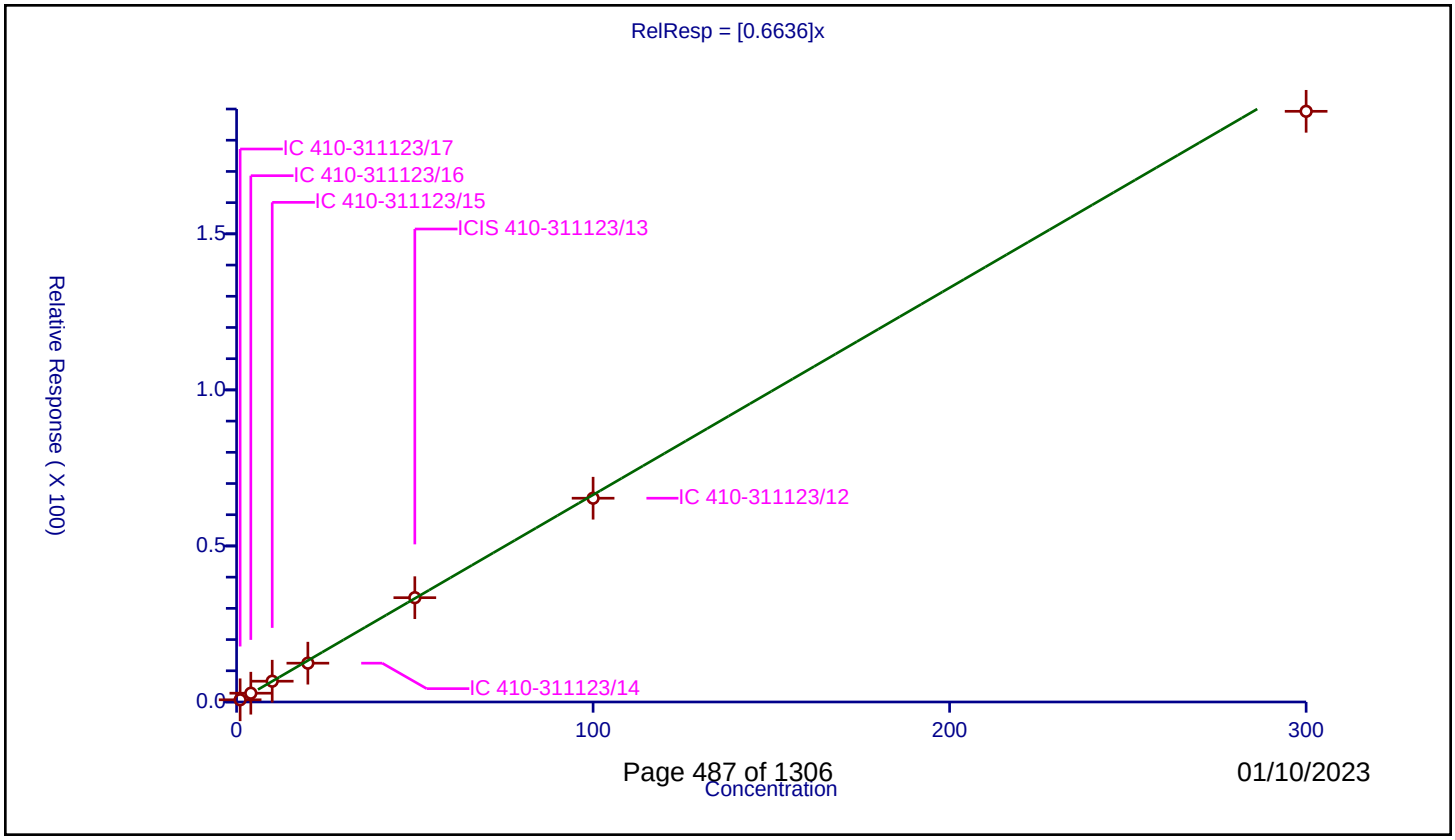

Calibration / Butadiene

Curve Type:	Average
Weighting:	Conc_Sq
Origin:	Force
Dependency:	Response
Calib Mode:	ISTD
Response Base:	AREA
RF Rounding:	0

Curve Coefficients

Intercept:	0
Slope:	0.6326

Error Coefficients

Standard Error:	2220000
Relative Standard Error:	9.3
Correlation Coefficient:	1.000
Coefficient of Determination (Adjusted):	0.989

ID	Level	Concentration	Rel. Resp.	IS Amount	IS Response	RRF	Used
1	IC 410-311123/17	1.0	0.669448	50.0	1396224.0	0.669448	Y
2	IC 410-311123/16	4.0	2.976443	50.0	1351563.0	0.744111	Y
3	IC 410-311123/15	10.0	6.458781	50.0	1411017.0	0.645878	Y
4	IC 410-311123/14	20.0	11.944119	50.0	1391350.0	0.597206	Y
5	ICIS 410-311123/13	50.0	29.767144	50.0	1392317.0	0.595343	Y
6	IC 410-311123/12	100.0	59.472417	50.0	1410907.0	0.594724	Y
7	IC 410-311123/11	300.0	174.36888	50.0	1460539.0	0.58123	Y

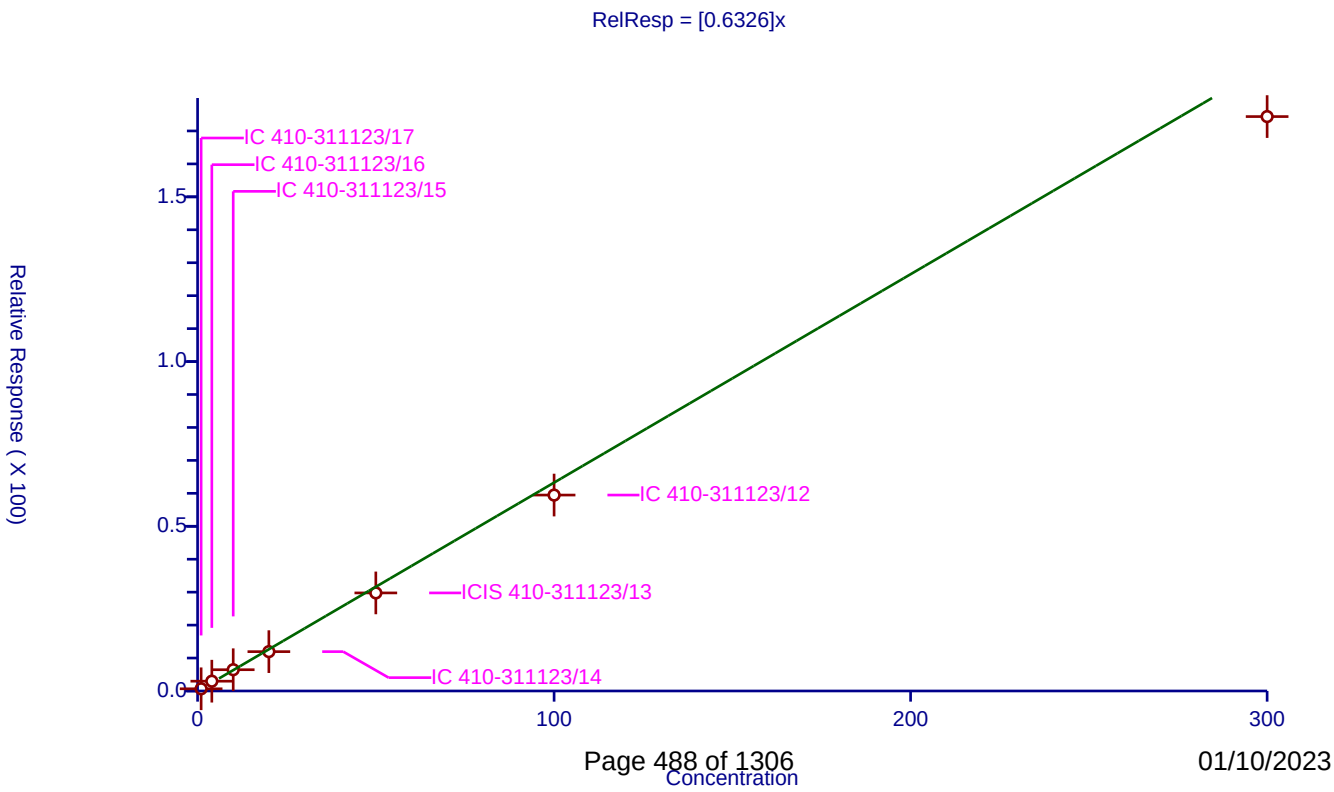

Calibration / Vinyl chloride

Curve Type:	Average
Weighting:	Conc_Sq
Origin:	Force
Dependency:	Response
Calib Mode:	ISTD
Response Base:	AREA
RF Rounding:	0

Curve Coefficients

Intercept:	0
Slope:	0.6308

Error Coefficients

Standard Error:	2320000
Relative Standard Error:	3.7
Correlation Coefficient:	1.000
Coefficient of Determination (Adjusted):	0.998

ID	Level	Concentration	Rel. Resp.	IS Amount	IS Response	RRF	Used
1	IC 410-311123/17	1.0	0.615625	50.0	1396224.0	0.615625	Y
2	IC 410-311123/16	4.0	2.713969	50.0	1351563.0	0.678492	Y
3	IC 410-311123/15	10.0	6.380646	50.0	1411017.0	0.638065	Y
4	IC 410-311123/14	20.0	12.450713	50.0	1391350.0	0.622536	Y
5	ICIS 410-311123/13	50.0	31.466002	50.0	1392317.0	0.62932	Y
6	IC 410-311123/12	100.0	62.528005	50.0	1410907.0	0.62528	Y
7	IC 410-311123/11	300.0	181.980351	50.0	1460539.0	0.606601	Y

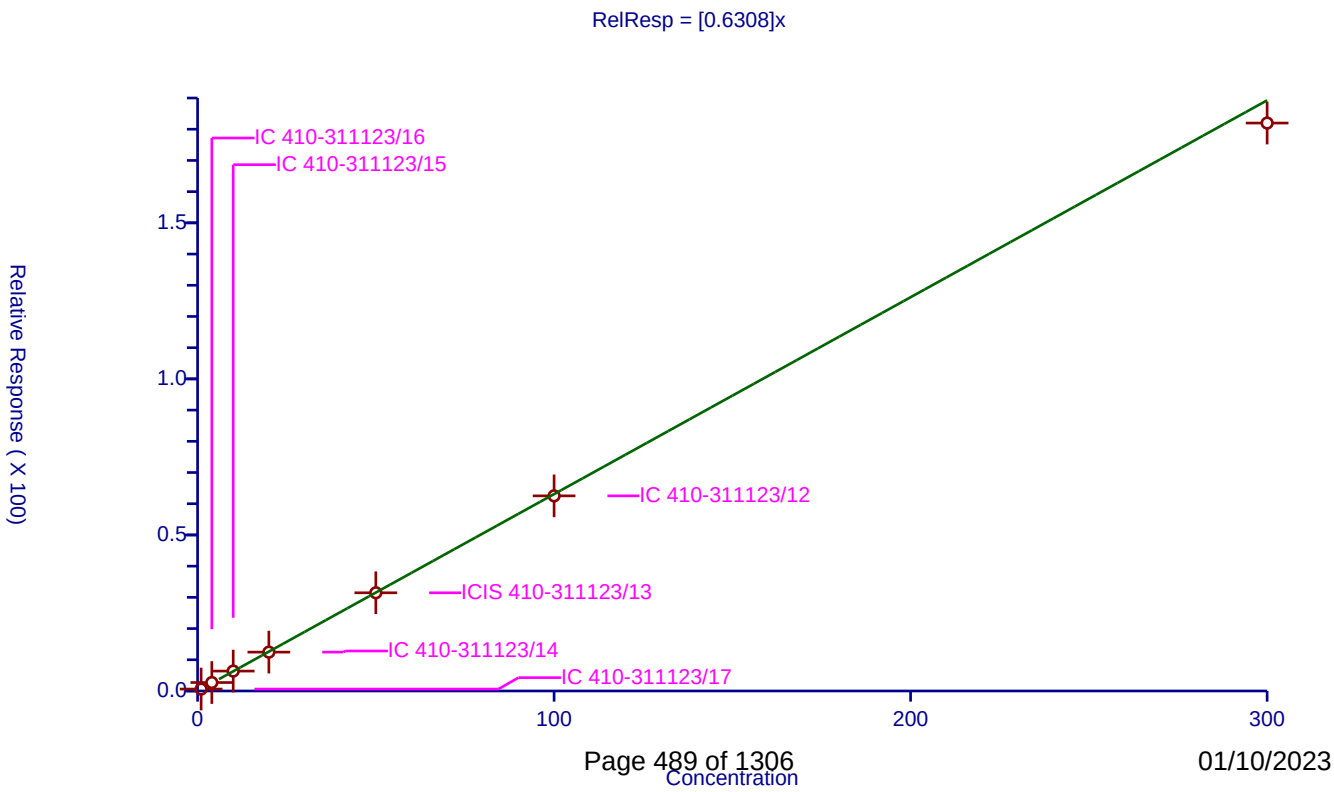

Calibration / Bromomethane

Curve Type:	Average
Weighting:	Conc_Sq
Origin:	Force
Dependency:	Response
Calib Mode:	ISTD
Response Base:	AREA
RF Rounding:	0

Curve Coefficients

Intercept:	0
Slope:	0.3626

Error Coefficients

Standard Error:	1280000
Relative Standard Error:	7.1
Correlation Coefficient:	1.000
Coefficient of Determination (Adjusted):	0.994

ID	Level	Concentration	Rel. Resp.	IS Amount	IS Response	RRF	Used
1	IC 410-311123/17	1.0	0.406991	50.0	1396224.0	0.406991	Y
2	IC 410-311123/16	4.0	1.557493	50.0	1351563.0	0.389373	Y
3	IC 410-311123/15	10.0	3.49156	50.0	1411017.0	0.349156	Y
4	IC 410-311123/14	20.0	7.062601	50.0	1391350.0	0.35313	Y
5	ICIS 410-311123/13	50.0	17.728111	50.0	1392317.0	0.354562	Y
6	IC 410-311123/12	100.0	35.112874	50.0	1410907.0	0.351129	Y
7	IC 410-311123/11	300.0	100.254529	50.0	1460539.0	0.334182	Y

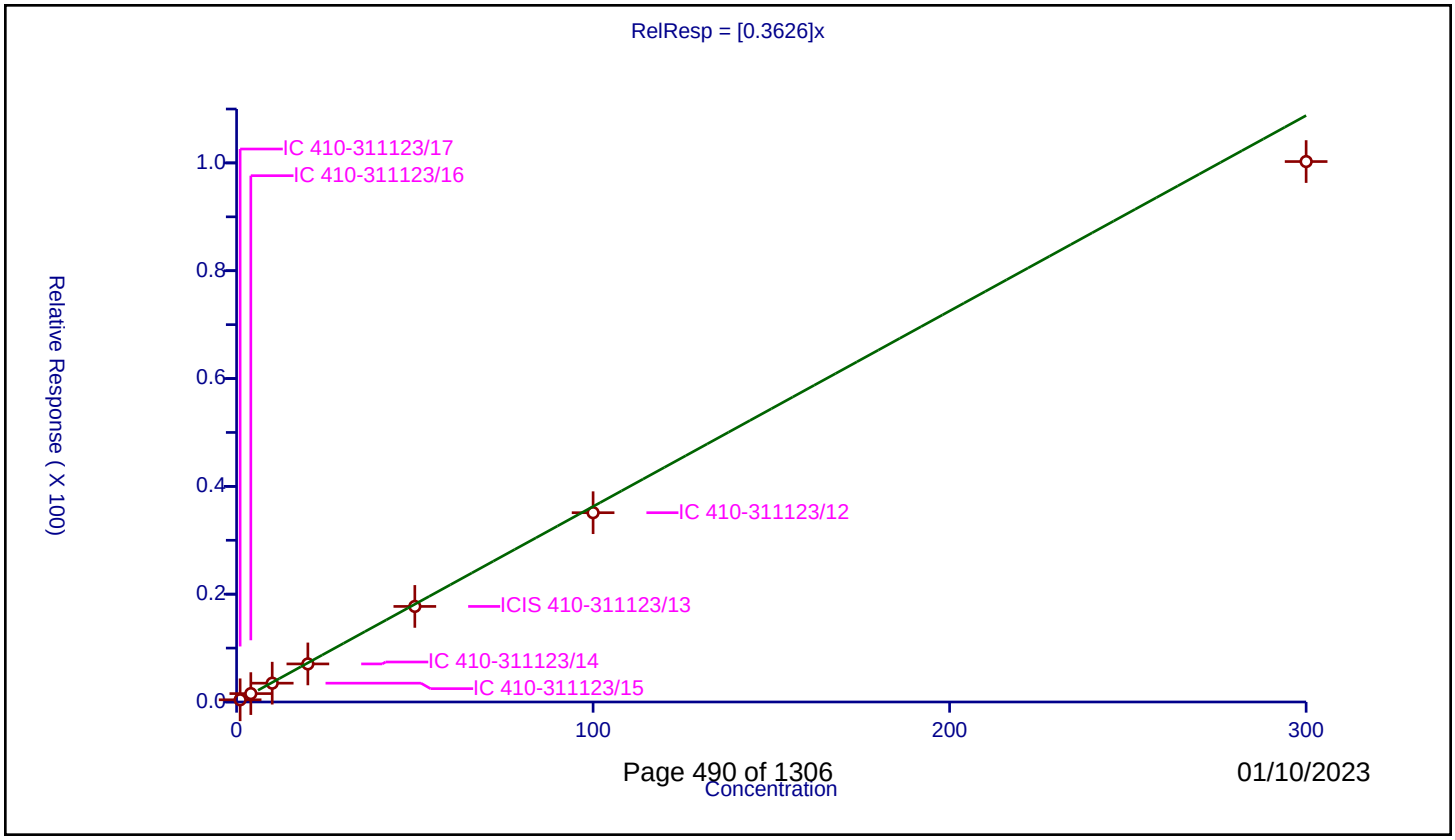

Calibration / Chloroethane

Curve Type:	Average
Weighting:	Conc_Sq
Origin:	Force
Dependency:	Response
Calib Mode:	ISTD
Response Base:	AREA
RF Rounding:	0

Curve Coefficients

Intercept:	0
Slope:	0.3145

Error Coefficients

Standard Error:	1180000
Relative Standard Error:	4.9
Correlation Coefficient:	1.000
Coefficient of Determination (Adjusted):	0.997

ID	Level	Concentration	Rel. Resp.	IS Amount	IS Response	RRF	Used
1	IC 410-311123/17	1.0	0.297159	50.0	1396224.0	0.297159	Y
2	IC 410-311123/16	4.0	1.38658	50.0	1351563.0	0.346645	Y
3	IC 410-311123/15	10.0	3.18639	50.0	1411017.0	0.318639	Y
4	IC 410-311123/14	20.0	6.147051	50.0	1391350.0	0.307353	Y
5	ICIS 410-311123/13	50.0	15.445728	50.0	1392317.0	0.308915	Y
6	IC 410-311123/12	100.0	31.248587	50.0	1410907.0	0.312486	Y
7	IC 410-311123/11	300.0	93.125107	50.0	1460539.0	0.310417	Y

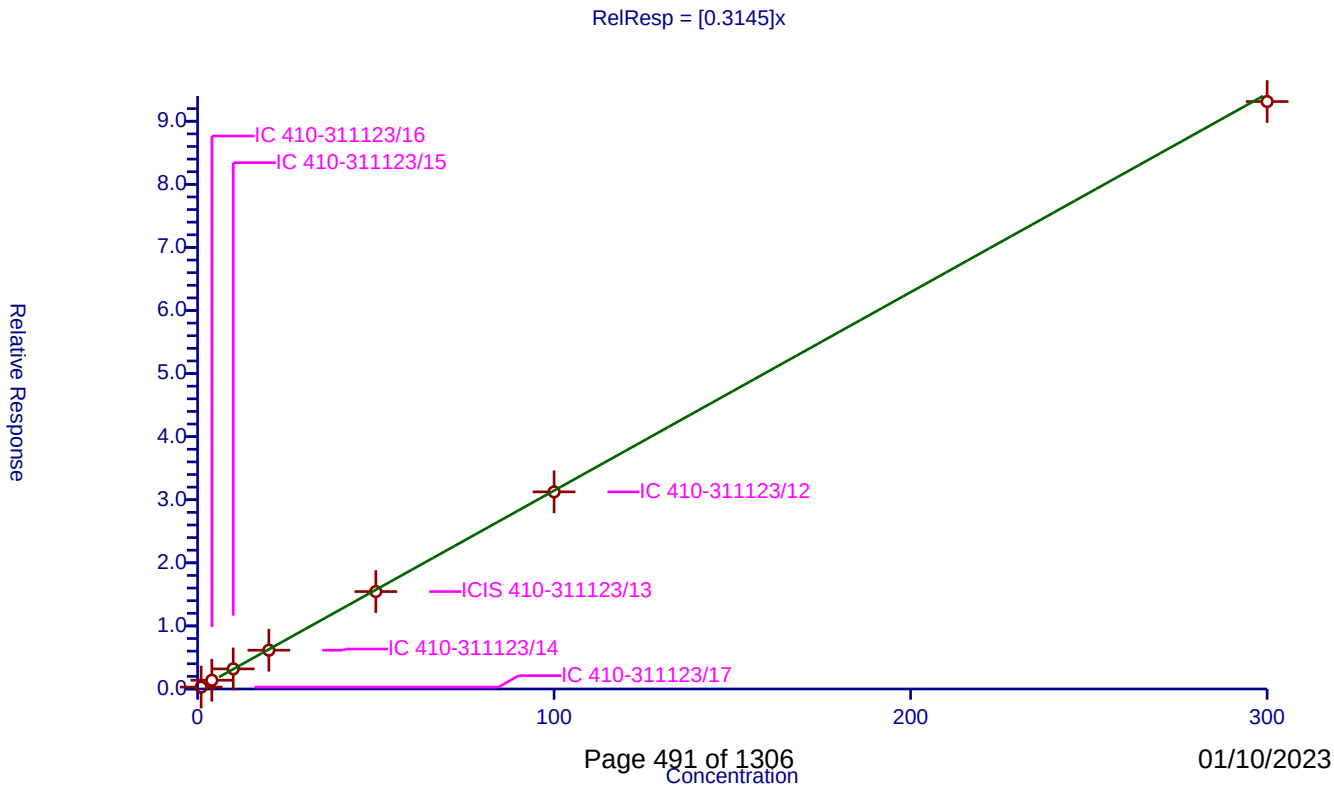

01/10/2023

Calibration / Dichlorofluoromethane

Curve Type:	Average
Weighting:	Conc_Sq
Origin:	Force
Dependency:	Response
Calib Mode:	ISTD
Response Base:	AREA
RF Rounding:	0

Curve Coefficients

Intercept:	0
Slope:	0.7258

Error Coefficients

Standard Error:	2650000
Relative Standard Error:	4.3
Correlation Coefficient:	1.000
Coefficient of Determination (Adjusted):	0.998

ID	Level	Concentration	Rel. Resp.	IS Amount	IS Response	RRF	Used
1	IC 410-311123/17	1.0	0.781859	50.0	1396224.0	0.781859	Y
2	IC 410-311123/16	4.0	2.995643	50.0	1351563.0	0.748911	Y
3	IC 410-311123/15	10.0	7.36079	50.0	1411017.0	0.736079	Y
4	IC 410-311123/14	20.0	14.076005	50.0	1391350.0	0.7038	Y
5	ICIS 410-311123/13	50.0	35.562268	50.0	1392317.0	0.711245	Y
6	IC 410-311123/12	100.0	70.552737	50.0	1410907.0	0.705527	Y
7	IC 410-311123/11	300.0	207.950147	50.0	1460539.0	0.693167	Y

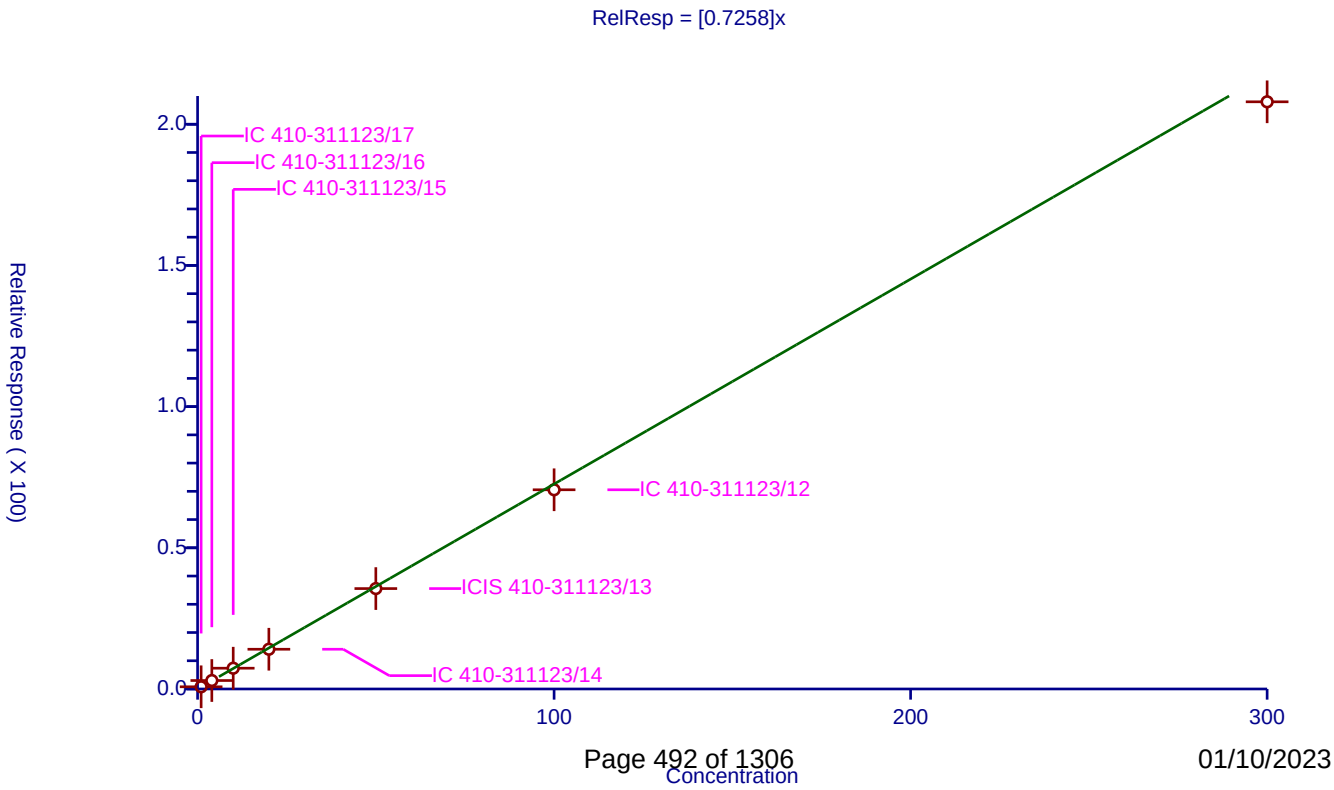

Calibration / Trichlorofluoromethane

Curve Type:	Average
Weighting:	Conc_Sq
Origin:	Force
Dependency:	Response
Calib Mode:	ISTD
Response Base:	AREA
RF Rounding:	0

Curve Coefficients

Intercept:	0
Slope:	0.6276

Error Coefficients

Standard Error:	2410000
Relative Standard Error:	6.4
Correlation Coefficient:	1.000
Coefficient of Determination (Adjusted):	0.995

ID	Level	Concentration	Rel. Resp.	IS Amount	IS Response	RRF	Used
1	IC 410-311123/17	1.0	0.55138	50.0	1396224.0	0.55138	Y
2	IC 410-311123/16	4.0	2.746191	50.0	1351563.0	0.686548	Y
3	IC 410-311123/15	10.0	6.428838	50.0	1411017.0	0.642884	Y
4	IC 410-311123/14	20.0	12.284723	50.0	1391350.0	0.614236	Y
5	ICIS 410-311123/13	50.0	31.524897	50.0	1392317.0	0.630498	Y
6	IC 410-311123/12	100.0	63.659547	50.0	1410907.0	0.636595	Y
7	IC 410-311123/11	300.0	189.402097	50.0	1460539.0	0.63134	Y

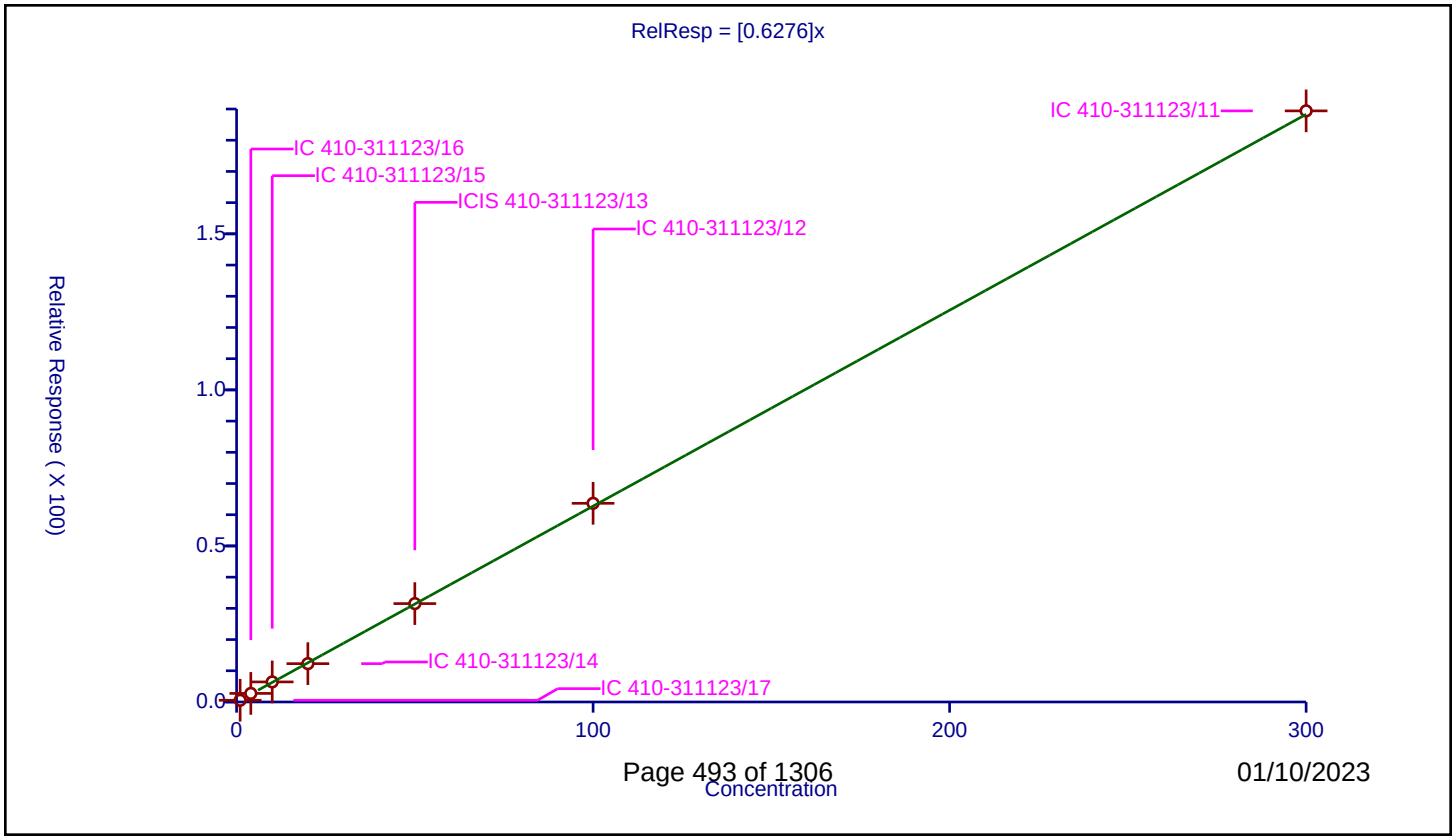

Calibration / Pentane

Curve Type:	Average
Weighting:	Conc_Sq
Origin:	Force
Dependency:	Response
Calib Mode:	ISTD
Response Base:	AREA
RF Rounding:	0

Curve Coefficients

Intercept:	0
Slope:	0.5327

Error Coefficients

Standard Error:	1870000
Relative Standard Error:	9.2
Correlation Coefficient:	0.999
Coefficient of Determination (Adjusted):	0.989

ID	Level	Concentration	Rel. Resp.	IS Amount	IS Response	RRF	Used
1	IC 410-311123/17	1.0	0.631954	50.0	1396224.0	0.631954	Y
2	IC 410-311123/16	4.0	2.084106	50.0	1351563.0	0.521026	Y
3	IC 410-311123/15	10.0	4.876447	50.0	1411017.0	0.487645	Y
4	IC 410-311123/14	20.0	10.873396	50.0	1391350.0	0.54367	Y
5	ICIS 410-311123/13	50.0	26.055489	50.0	1392317.0	0.52111	Y
6	IC 410-311123/12	100.0	53.856881	50.0	1410907.0	0.538569	Y
7	IC 410-311123/11	300.0	145.564172	50.0	1460539.0	0.485214	Y

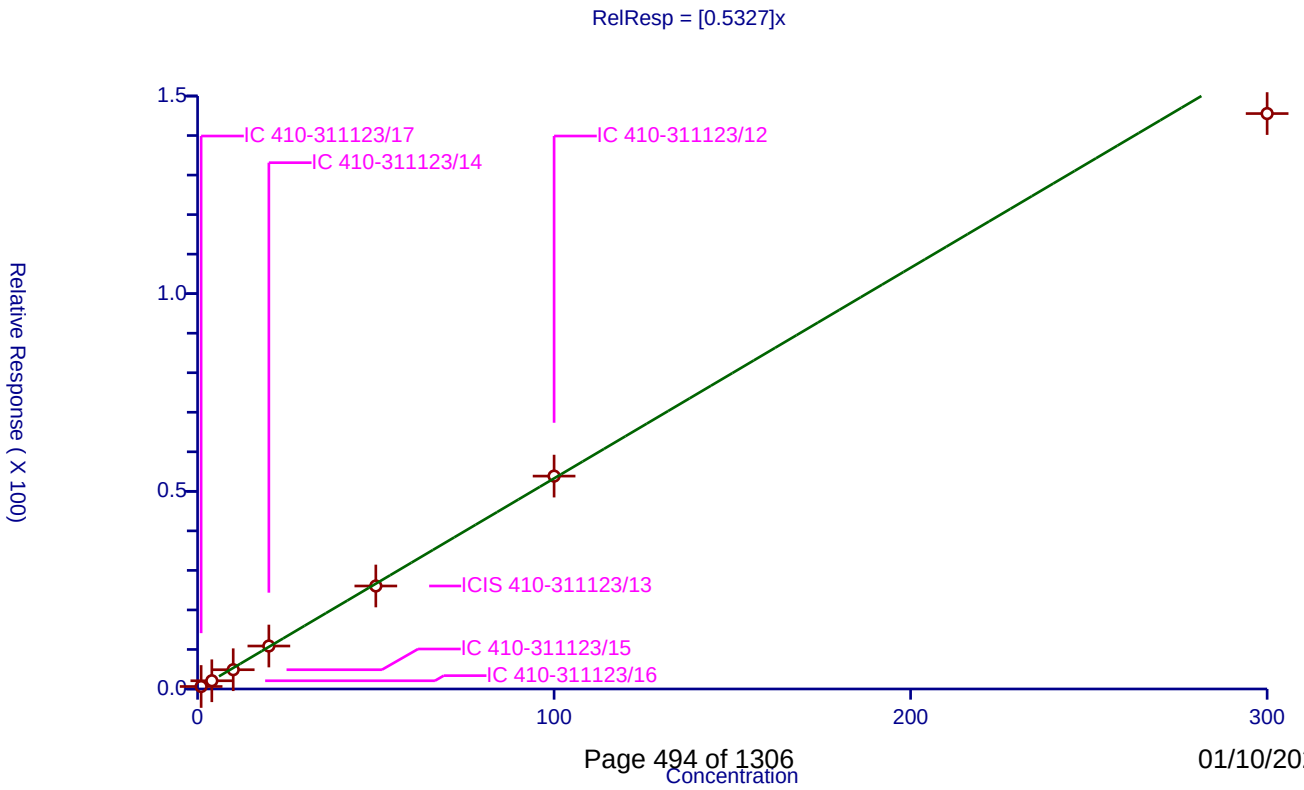

Calibration / 1,2-Dichloro-1,1,2-trifluoroethane

Curve Type:	Average
Weighting:	Conc_Sq
Origin:	Force
Dependency:	Response
Calib Mode:	ISTD
Response Base:	AREA
RF Rounding:	0

Curve Coefficients

Intercept:	0
Slope:	0.4281

Error Coefficients

Standard Error:	1540000
Relative Standard Error:	12.1
Correlation Coefficient:	1.000
Coefficient of Determination (Adjusted):	0.980

ID	Level	Concentration	Rel. Resp.	IS Amount	IS Response	RRF	Used
1	IC 410-311123/17	1.0	0.535408	50.0	1396224.0	0.535408	Y
2	IC 410-311123/16	4.0	1.814714	50.0	1351563.0	0.453678	Y
3	IC 410-311123/15	10.0	4.126846	50.0	1411017.0	0.412685	Y
4	IC 410-311123/14	20.0	8.043914	50.0	1391350.0	0.402196	Y
5	ICIS 410-311123/13	50.0	19.373893	50.0	1392317.0	0.387478	Y
6	IC 410-311123/12	100.0	40.193613	50.0	1410907.0	0.401936	Y
7	IC 410-311123/11	300.0	121.069003	50.0	1460539.0	0.403563	Y

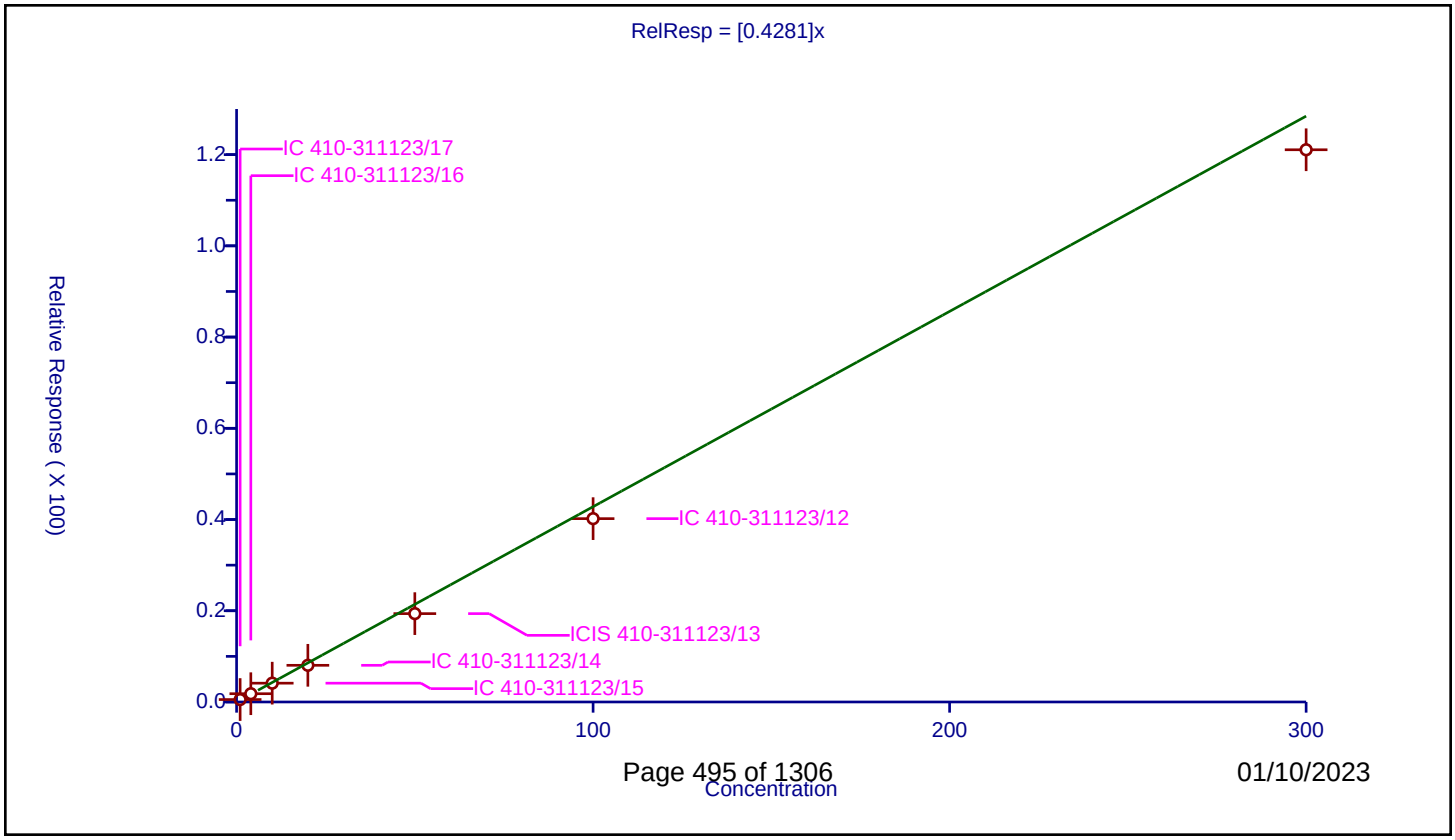

Calibration / Ethanol

Curve Type:	Average
Weighting:	Conc_Sq
Origin:	Force
Dependency:	Response
Calib Mode:	ISTD
Response Base:	AREA
RF Rounding:	0

Curve Coefficients

Intercept:	0
Slope:	0.09402

Error Coefficients

Standard Error:	787000
Relative Standard Error:	12.6
Correlation Coefficient:	0.996
Coefficient of Determination (Adjusted):	0.978

ID	Level	Concentration	Rel. Resp.	IS Amount	IS Response	RRF	Used
1	IC 410-311123/17	62.50159	7.21515	250.0	601720.0	0.115439	Y
2	IC 410-311123/16	250.00636	25.279354	250.0	723545.0	0.101115	Y
3	IC 410-311123/15	500.01272	44.100406	250.0	751450.0	0.088199	Y
4	IC 410-311123/14	1000.02544	88.470198	250.0	750620.0	0.088468	Y
5	ICIS 410-311123/13	1250.0318	120.745609	250.0	746464.0	0.096594	Y
6	IC 410-311123/12	2500.0636	224.492636	250.0	758183.0	0.089795	Y
7	IC 410-311123/11	7500.1908	589.198555	250.0	739202.0	0.078558	Y

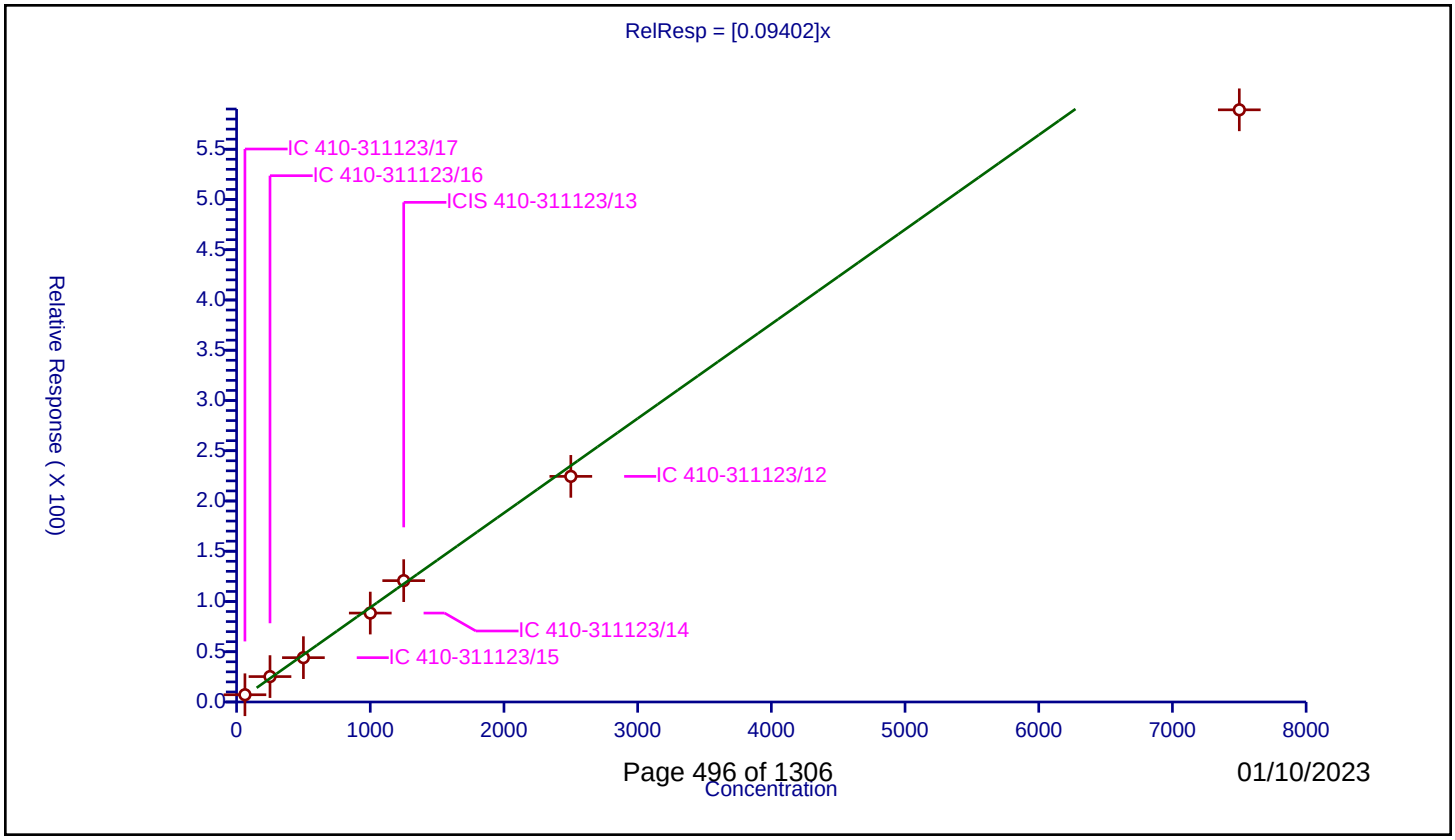

Calibration / Acrolein

Curve Type:	Average
Weighting:	Conc_Sq
Origin:	Force
Dependency:	Response
Calib Mode:	ISTD
Response Base:	AREA
RF Rounding:	0

Curve Coefficients

Intercept:	0
Slope:	1.151

Error Coefficients

Standard Error:	4990000
Relative Standard Error:	12.8
Correlation Coefficient:	0.992
Coefficient of Determination (Adjusted):	0.975

ID	Level	Concentration	Rel. Resp.	IS Amount	IS Response	RRF	Used
1	IC 410-311123/17	10.000173	17.50565	250.0	601720.0	1.750535	N
2	IC 410-311123/16	40.000693	52.454927	250.0	723545.0	1.31135	Y
3	IC 410-311123/15	100.001733	111.369685	250.0	751450.0	1.113678	Y
4	IC 410-311123/14	200.003466	239.750806	250.0	750620.0	1.198733	Y
5	ICIS 410-311123/13	500.008665	600.188355	250.0	746464.0	1.200356	Y
6	IC 410-311123/12	1000.01733	879.972909	250.0	758183.0	0.879958	Y
7	IC 410-311123/11	3000.051991	3606.43843	250.0	739202.0	1.202125	Y

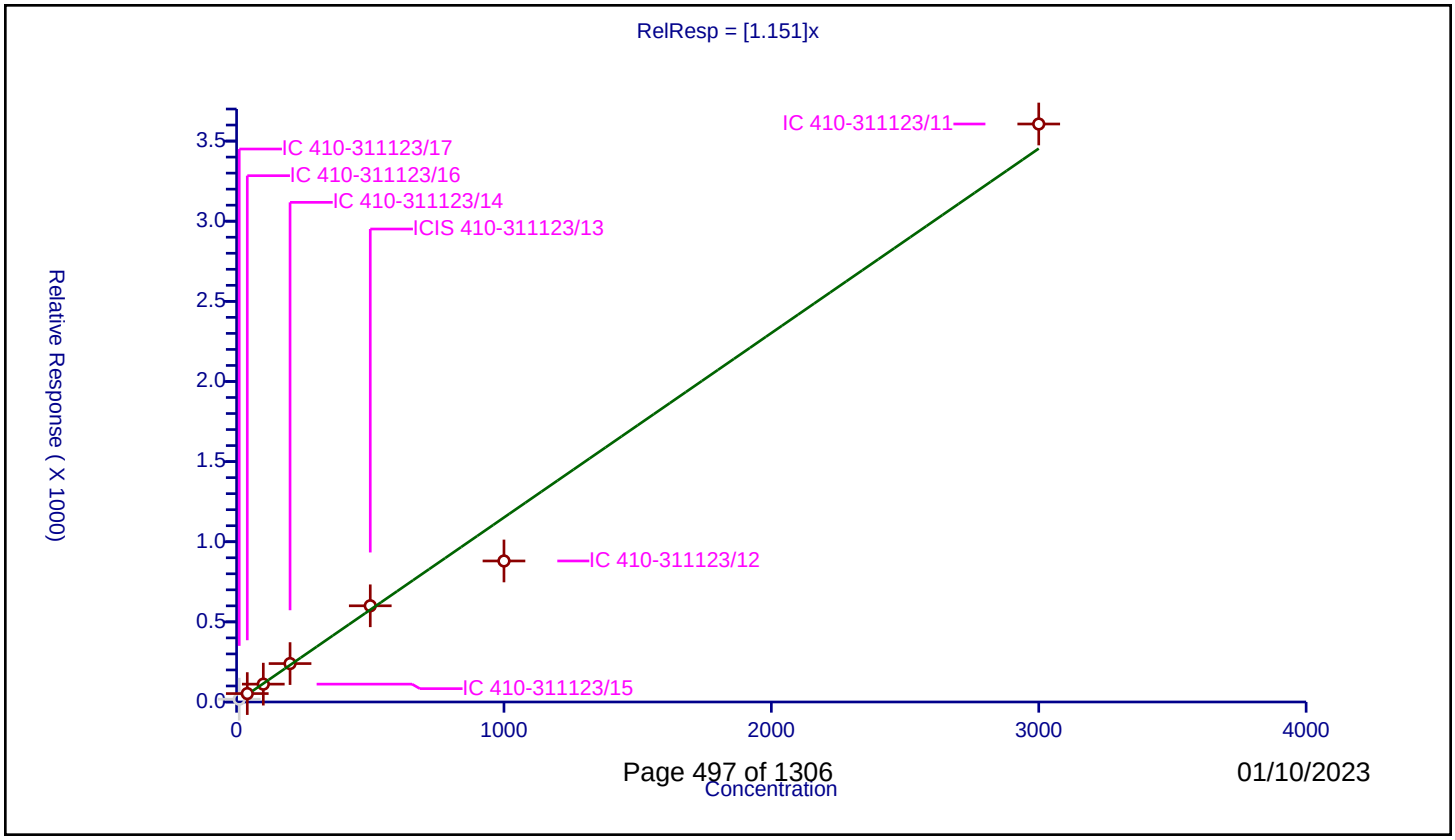

Calibration / 1,1-Dichloroethene

Curve Type:	Average
Weighting:	Conc_Sq
Origin:	Force
Dependency:	Response
Calib Mode:	ISTD
Response Base:	AREA
RF Rounding:	0

Curve Coefficients

Intercept:	0
Slope:	0.2856

Error Coefficients

Standard Error:	1060000
Relative Standard Error:	5.0
Correlation Coefficient:	1.000
Coefficient of Determination (Adjusted):	0.997

ID	Level	Concentration	Rel. Resp.	IS Amount	IS Response	RRF	Used
1	IC 410-311123/17	1.0	0.305288	50.0	1396224.0	0.305288	Y
2	IC 410-311123/16	4.0	1.223213	50.0	1351563.0	0.305803	Y
3	IC 410-311123/15	10.0	2.721158	50.0	1411017.0	0.272116	Y
4	IC 410-311123/14	20.0	5.440579	50.0	1391350.0	0.272029	Y
5	ICIS 410-311123/13	50.0	14.125196	50.0	1392317.0	0.282504	Y
6	IC 410-311123/12	100.0	28.395954	50.0	1410907.0	0.28396	Y
7	IC 410-311123/11	300.0	83.216059	50.0	1460539.0	0.277387	Y

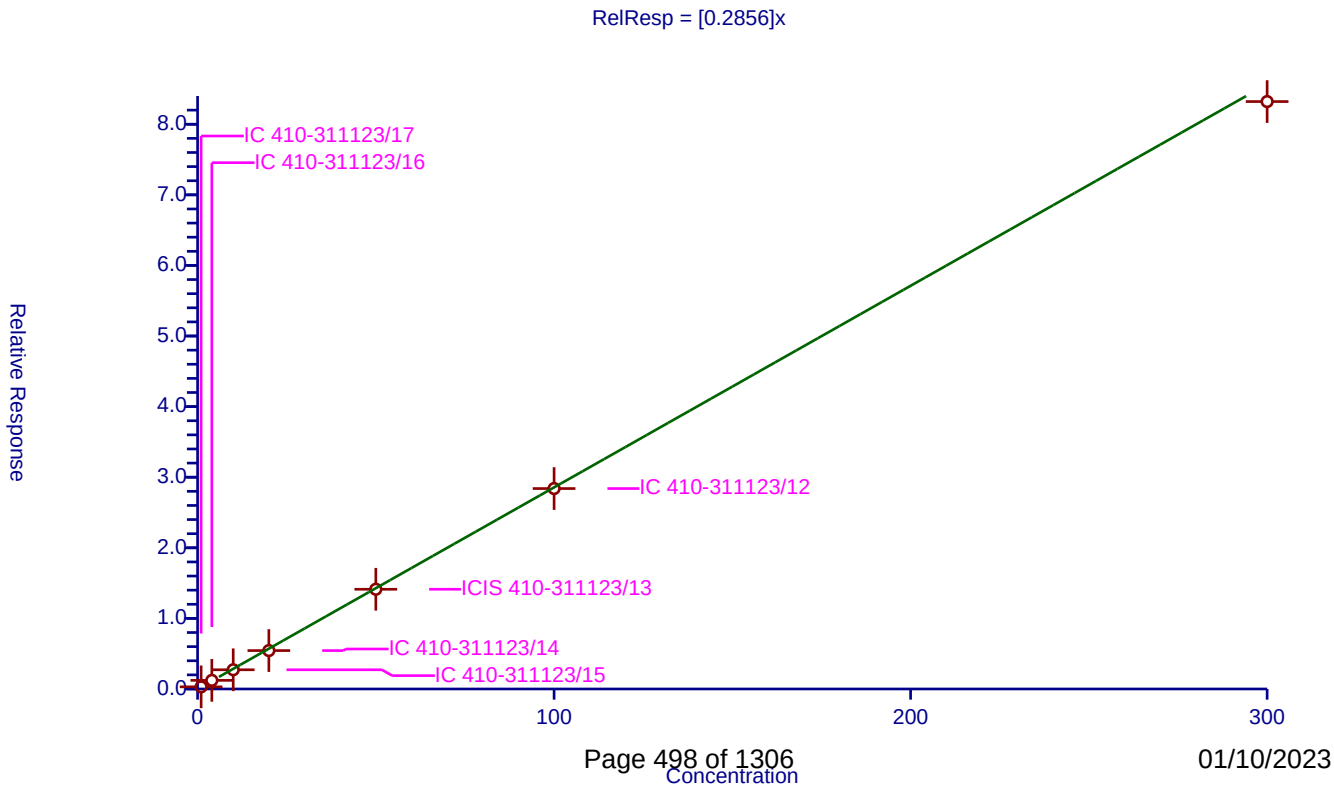

Calibration / Acetone

Curve Type:	Average
Weighting:	Conc_Sq
Origin:	Force
Dependency:	Response
Calib Mode:	ISTD
Response Base:	AREA
RF Rounding:	0

Curve Coefficients

Intercept:	0
Slope:	0.6427

Error Coefficients

Standard Error:	524000
Relative Standard Error:	15.7
Correlation Coefficient:	0.992
Coefficient of Determination (Adjusted):	0.959

ID	Level	Concentration	Rel. Resp.	IS Amount	IS Response	RRF	Used
1	IC 410-311123/17	2.0	2.27556	250.0	601720.0	1.13778	N
2	IC 410-311123/16	8.0	6.185172	250.0	723545.0	0.773146	Y
3	IC 410-311123/15	20.0	13.042451	250.0	751450.0	0.652123	Y
4	IC 410-311123/14	40.0	28.134409	250.0	750620.0	0.70336	Y
5	ICIS 410-311123/13	100.0	62.870748	250.0	746464.0	0.628707	Y
6	IC 410-311123/12	200.0	93.975333	250.0	758183.0	0.469877	Y
7	IC 410-311123/11	600.0	377.535843	250.0	739202.0	0.629226	Y

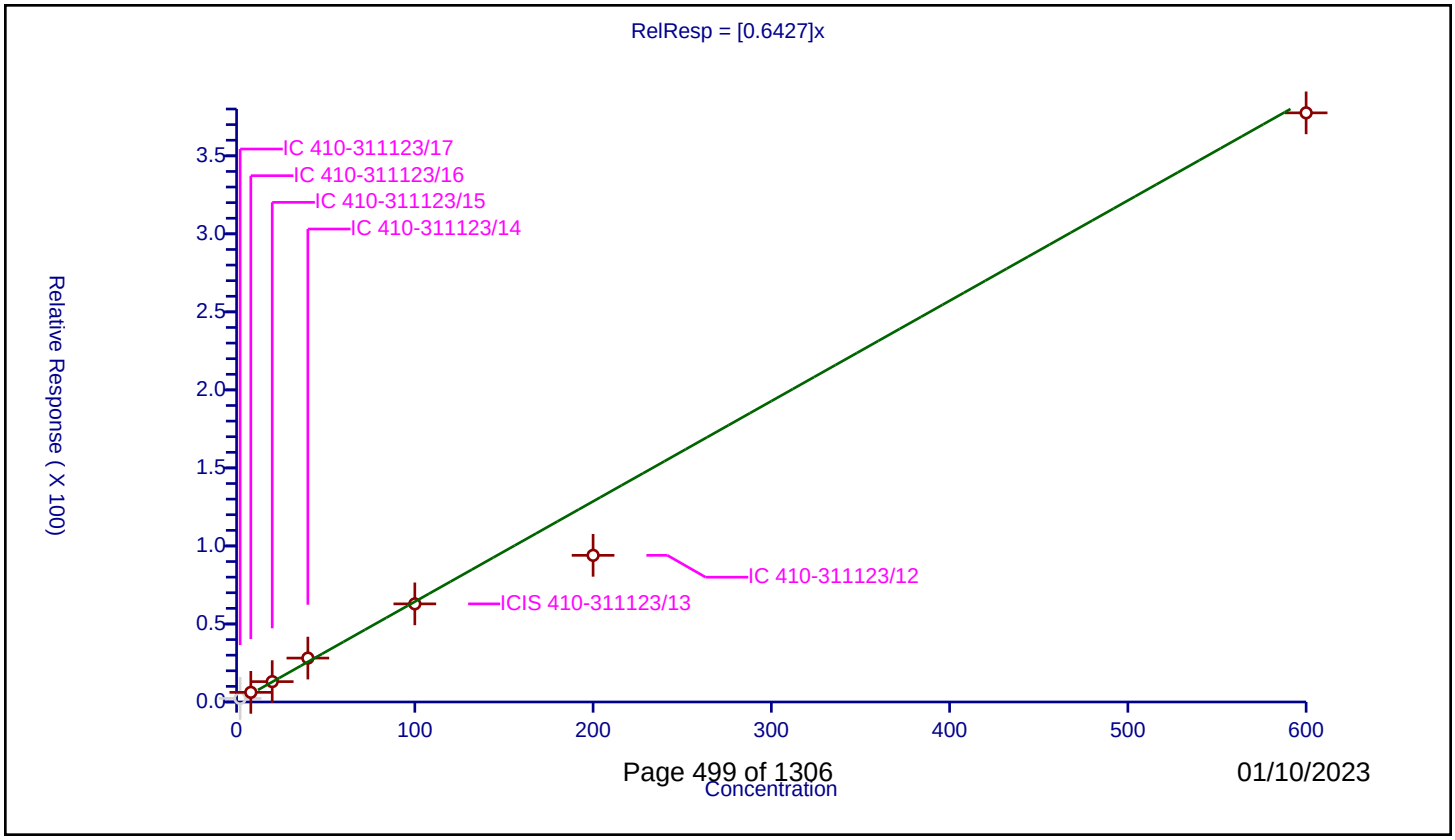

Calibration / 1,1,2-Trichloro-1,2,2-trifluoroethane

Curve Type:	Average
Weighting:	Conc_Sq
Origin:	Force
Dependency:	Response
Calib Mode:	ISTD
Response Base:	AREA
RF Rounding:	0

Curve Coefficients

Intercept:	0
Slope:	0.3044

Error Coefficients

Standard Error:	1120000
Relative Standard Error:	7.2
Correlation Coefficient:	0.999
Coefficient of Determination (Adjusted):	0.994

ID	Level	Concentration	Rel. Resp.	IS Amount	IS Response	RRF	Used
1	IC 410-311123/17	1.0	0.266254	50.0	1396224.0	0.266254	Y
2	IC 410-311123/16	4.0	1.255509	50.0	1351563.0	0.313877	Y
3	IC 410-311123/15	10.0	2.94557	50.0	1411017.0	0.294557	Y
4	IC 410-311123/14	20.0	6.287491	50.0	1391350.0	0.314375	Y
5	ICIS 410-311123/13	50.0	16.117558	50.0	1392317.0	0.322351	Y
6	IC 410-311123/12	100.0	32.897951	50.0	1410907.0	0.32898	Y
7	IC 410-311123/11	300.0	87.079633	50.0	1460539.0	0.290265	Y

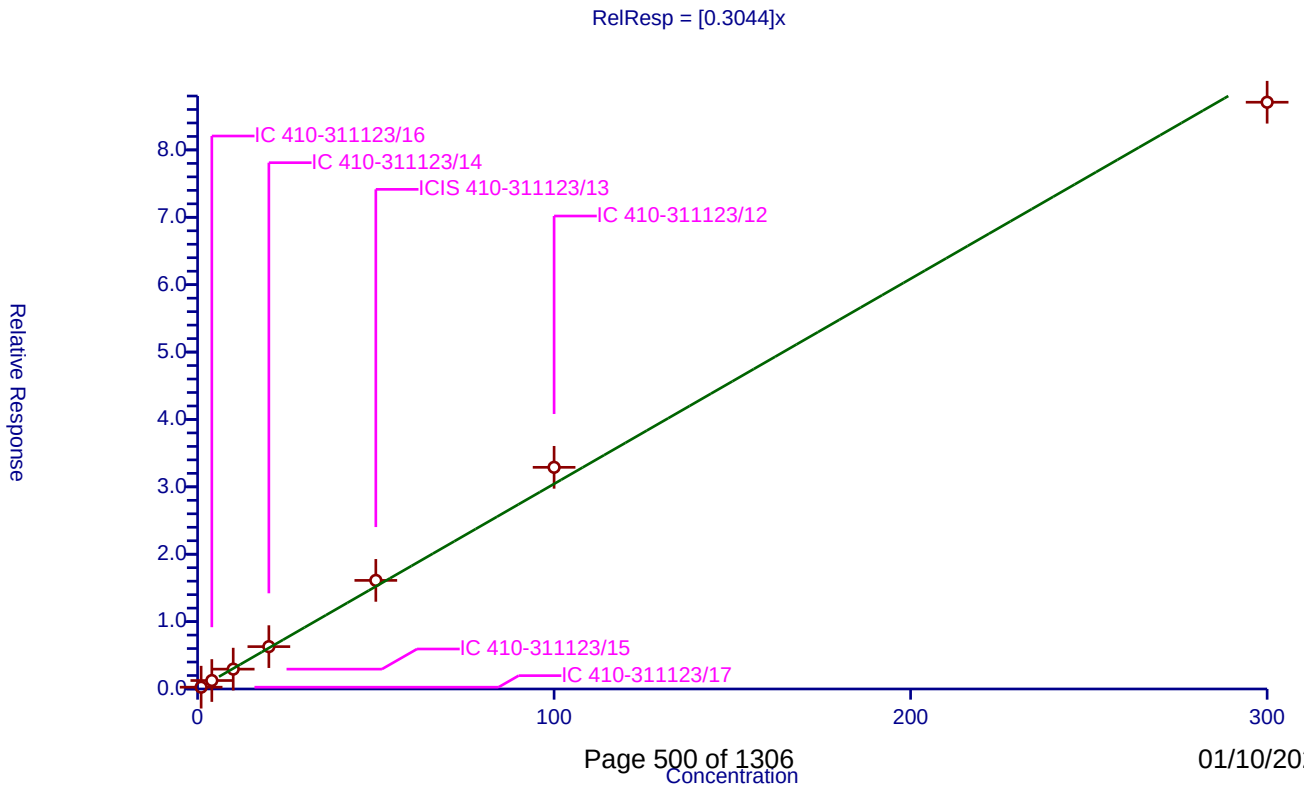

Calibration / Iodomethane

Curve Type:	Average
Weighting:	Conc_Sq
Origin:	Force
Dependency:	Response
Calib Mode:	ISTD
Response Base:	AREA
RF Rounding:	0

Curve Coefficients

Intercept:	0
Slope:	0.434

Error Coefficients

Standard Error:	1650000
Relative Standard Error:	4.7
Correlation Coefficient:	1.000
Coefficient of Determination (Adjusted):	0.997

ID	Level	Concentration	Rel. Resp.	IS Amount	IS Response	RRF	Used
1	IC 410-311123/17	1.0	0.391019	50.0	1396224.0	0.391019	Y
2	IC 410-311123/16	4.0	1.797585	50.0	1351563.0	0.449396	Y
3	IC 410-311123/15	10.0	4.290912	50.0	1411017.0	0.429091	Y
4	IC 410-311123/14	20.0	8.863945	50.0	1391350.0	0.443197	Y
5	ICIS 410-311123/13	50.0	22.259299	50.0	1392317.0	0.445186	Y
6	IC 410-311123/12	100.0	44.808446	50.0	1410907.0	0.448084	Y
7	IC 410-311123/11	300.0	129.661721	50.0	1460539.0	0.432206	Y

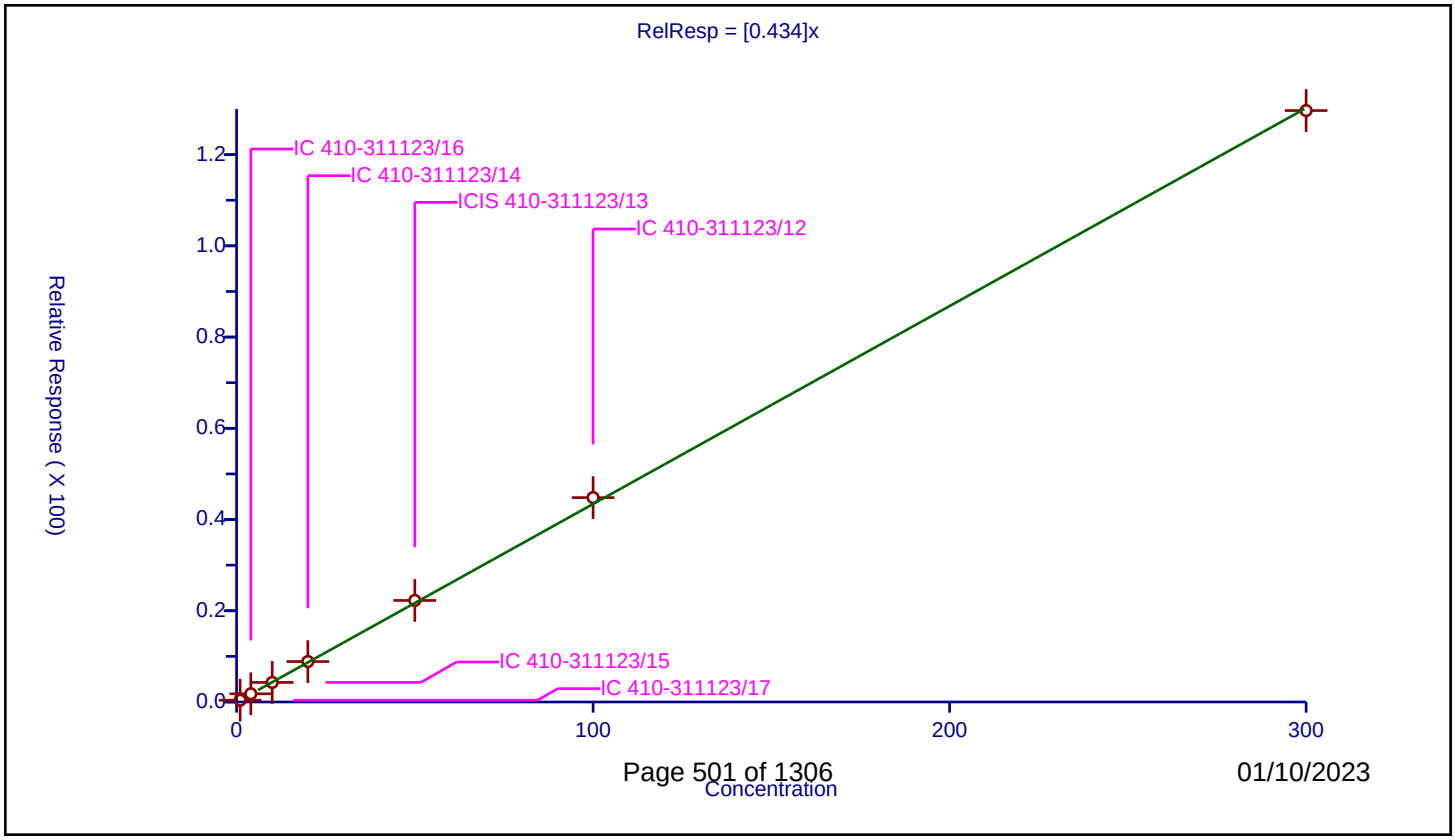

Calibration / Isopropyl alcohol

Curve Type:	Average
Weighting:	Conc_Sq
Origin:	Force
Dependency:	Response
Calib Mode:	ISTD
Response Base:	AREA
RF Rounding:	0

Curve Coefficients

Intercept:	0
Slope:	0.6972

Error Coefficients

Standard Error:	1380000
Relative Standard Error:	3.4
Correlation Coefficient:	0.999
Coefficient of Determination (Adjusted):	0.998

ID	Level	Concentration	Rel. Resp.	IS Amount	IS Response	RRF	Used
1	IC 410-311123/17	20.0	14.566991	250.0	601720.0	0.72835	Y
2	IC 410-311123/16	80.0	53.239259	250.0	723545.0	0.665491	Y
3	IC 410-311123/15	100.0	69.16395	250.0	751450.0	0.691639	Y
4	IC 410-311123/14	200.0	136.265021	250.0	750620.0	0.681325	Y
5	ICIS 410-311123/13	250.0	170.702807	250.0	746464.0	0.682811	Y
6	IC 410-311123/12	500.0	363.693858	250.0	758183.0	0.727388	Y
7	IC 410-311123/11	1500.0	1054.761757	250.0	739202.0	0.703175	Y

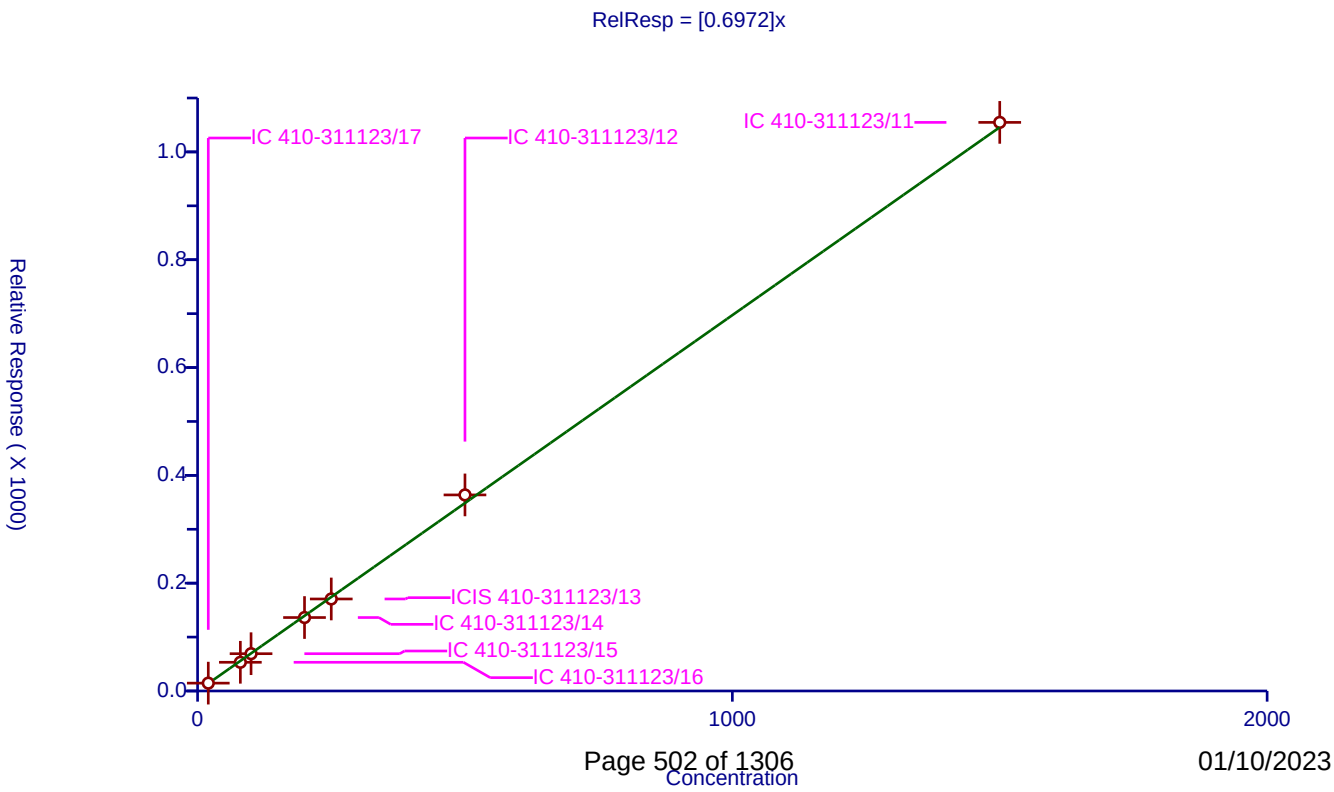

Calibration / Carbon disulfide

Curve Type:	Average
Weighting:	Conc_Sq
Origin:	Force
Dependency:	Response
Calib Mode:	ISTD
Response Base:	AREA
RF Rounding:	0

Curve Coefficients

Intercept:	0
Slope:	0.8622

Error Coefficients

Standard Error:	3230000
Relative Standard Error:	4.7
Correlation Coefficient:	1.000
Coefficient of Determination (Adjusted):	0.997

ID	Level	Concentration	Rel. Resp.	IS Amount	IS Response	RRF	Used
1	IC 410-311123/17	1.0	0.79382	50.0	1396224.0	0.79382	Y
2	IC 410-311123/16	4.0	3.625987	50.0	1351563.0	0.906497	Y
3	IC 410-311123/15	10.0	8.332217	50.0	1411017.0	0.833222	Y
4	IC 410-311123/14	20.0	17.629928	50.0	1391350.0	0.881496	Y
5	ICIS 410-311123/13	50.0	44.474786	50.0	1392317.0	0.889496	Y
6	IC 410-311123/12	100.0	89.017951	50.0	1410907.0	0.89018	Y
7	IC 410-311123/11	300.0	252.230889	50.0	1460539.0	0.84077	Y

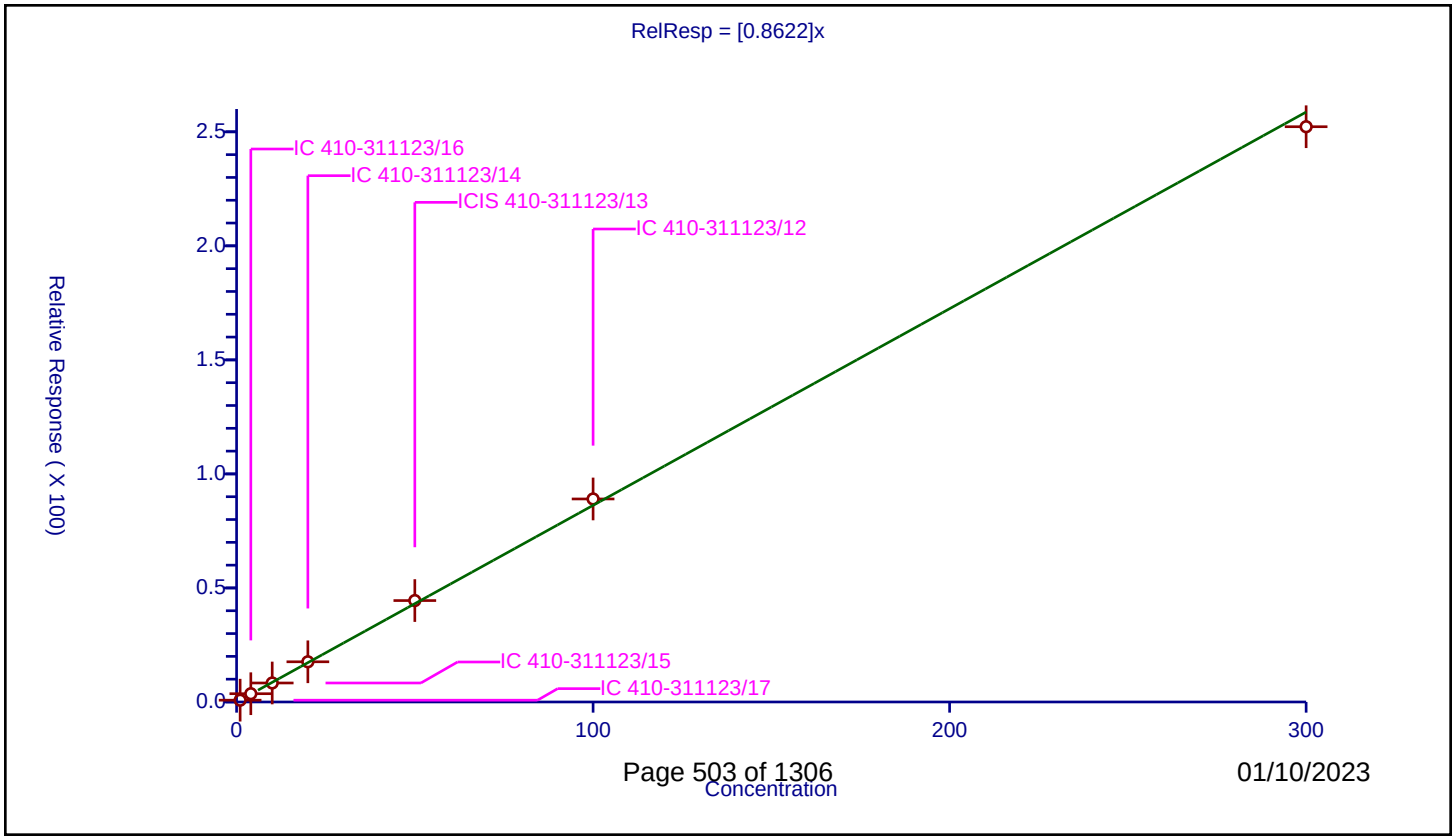

Calibration / 3-Chloro-1-propene

Curve Type:	Average
Weighting:	Conc_Sq
Origin:	Force
Dependency:	Response
Calib Mode:	ISTD
Response Base:	AREA
RF Rounding:	0

Curve Coefficients

Intercept:	0
Slope:	0.5076

Error Coefficients

Standard Error:	1900000
Relative Standard Error:	4.7
Correlation Coefficient:	1.000
Coefficient of Determination (Adjusted):	0.997

ID	Level	Concentration	Rel. Resp.	IS Amount	IS Response	RRF	Used
1	IC 410-311123/17	1.0	0.555248	50.0	1396224.0	0.555248	Y
2	IC 410-311123/16	4.0	1.990251	50.0	1351563.0	0.497563	Y
3	IC 410-311123/15	10.0	4.946857	50.0	1411017.0	0.494686	Y
4	IC 410-311123/14	20.0	9.653789	50.0	1391350.0	0.482689	Y
5	ICIS 410-311123/13	50.0	25.936586	50.0	1392317.0	0.518732	Y
6	IC 410-311123/12	100.0	50.659221	50.0	1410907.0	0.506592	Y
7	IC 410-311123/11	300.0	149.403953	50.0	1460539.0	0.498013	Y

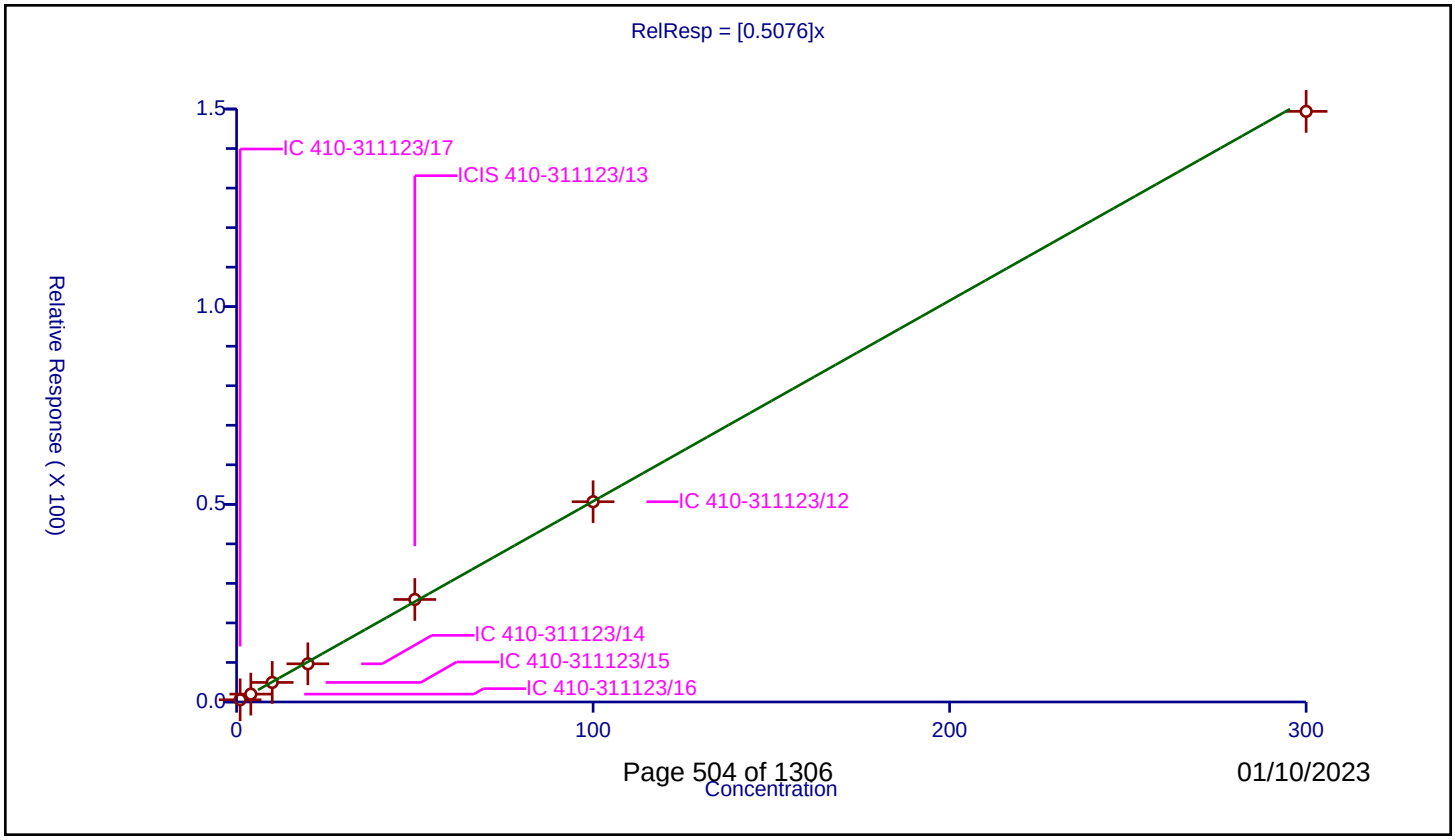

Calibration / Methyl acetate

Curve Type:	Average
Weighting:	Conc_Sq
Origin:	Force
Dependency:	Response
Calib Mode:	ISTD
Response Base:	AREA
RF Rounding:	0

Curve Coefficients

Intercept:	0
Slope:	0.4149

Error Coefficients

Standard Error:	1420000
Relative Standard Error:	8.6
Correlation Coefficient:	0.998
Coefficient of Determination (Adjusted):	0.991

ID	Level	Concentration	Rel. Resp.	IS Amount	IS Response	RRF	Used
1	IC 410-311123/17	1.0	0.461817	50.0	1396224.0	0.461817	Y
2	IC 410-311123/16	4.0	1.473072	50.0	1351563.0	0.368268	Y
3	IC 410-311123/15	10.0	4.197469	50.0	1411017.0	0.419747	Y
4	IC 410-311123/14	20.0	8.841916	50.0	1391350.0	0.442096	Y
5	ICIS 410-311123/13	50.0	20.943147	50.0	1392317.0	0.418863	Y
6	IC 410-311123/12	100.0	42.704799	50.0	1410907.0	0.427048	Y
7	IC 410-311123/11	300.0	109.896312	50.0	1460539.0	0.366321	Y

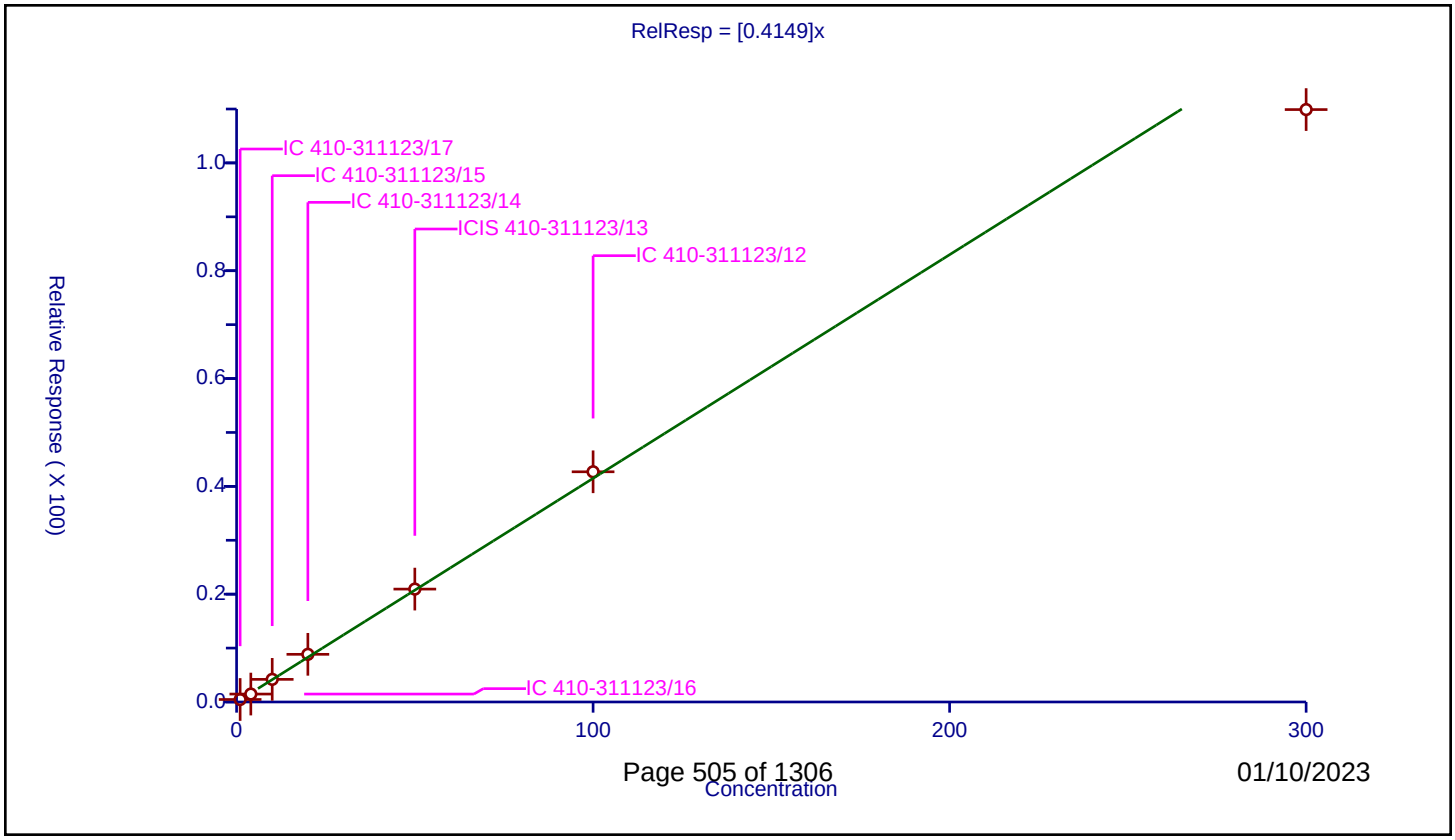

Calibration / Methylene Chloride

Curve Type:	Average
Weighting:	Conc_Sq
Origin:	Force
Dependency:	Response
Calib Mode:	ISTD
Response Base:	AREA
RF Rounding:	0

Curve Coefficients

Intercept:	0
Slope:	0.3195

Error Coefficients

Standard Error:	1150000
Relative Standard Error:	5.5
Correlation Coefficient:	1.000
Coefficient of Determination (Adjusted):	0.996

ID	Level	Concentration	Rel. Resp.	IS Amount	IS Response	RRF	Used
1	IC 410-311123/17	1.0	0.344071	50.0	1396224.0	0.344071	Y
2	IC 410-311123/16	4.0	1.378922	50.0	1351563.0	0.344731	Y
3	IC 410-311123/15	10.0	3.091316	50.0	1411017.0	0.309132	Y
4	IC 410-311123/14	20.0	6.301649	50.0	1391350.0	0.315082	Y
5	ICIS 410-311123/13	50.0	15.545382	50.0	1392317.0	0.310908	Y
6	IC 410-311123/12	100.0	31.077314	50.0	1410907.0	0.310773	Y
7	IC 410-311123/11	300.0	90.489573	50.0	1460539.0	0.301632	Y

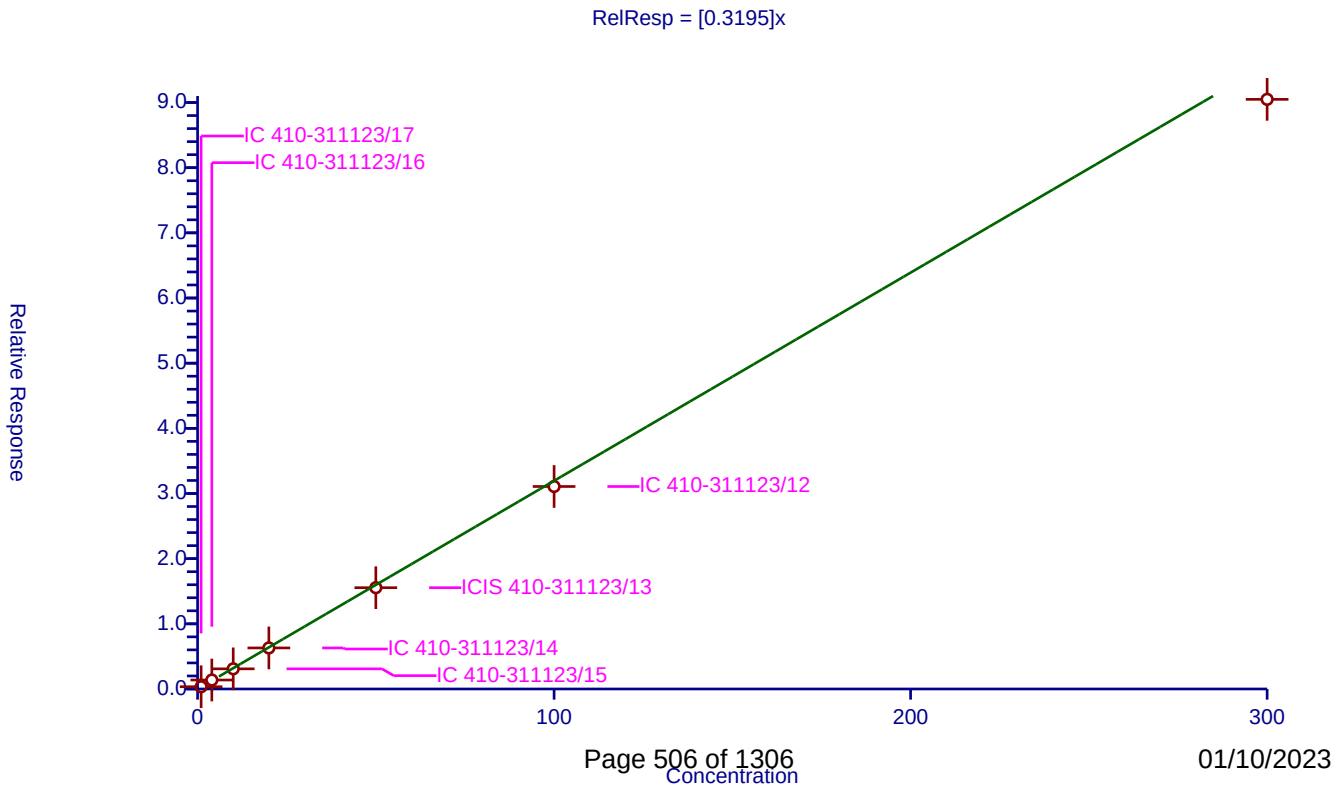

01/10/2023

Calibration / 2-Methyl-2-propanol

Curve Type:	Average
Weighting:	Conc_Sq
Origin:	Force
Dependency:	Response
Calib Mode:	ISTD
Response Base:	AREA
RF Rounding:	0

Curve Coefficients

Intercept:	0
Slope:	1.148

Error Coefficients

Standard Error:	2190000
Relative Standard Error:	2.3
Correlation Coefficient:	1.000
Coefficient of Determination (Adjusted):	0.999

ID	Level	Concentration	Rel. Resp.	IS Amount	IS Response	RRF	Used
1	IC 410-311123/17	20.0	23.785565	250.0	601720.0	1.189278	Y
2	IC 410-311123/16	80.0	91.571015	250.0	723545.0	1.144638	Y
3	IC 410-311123/15	100.0	112.267949	250.0	751450.0	1.122679	Y
4	IC 410-311123/14	200.0	230.652994	250.0	750620.0	1.153265	Y
5	ICIS 410-311123/13	250.0	292.550277	250.0	746464.0	1.170201	Y
6	IC 410-311123/12	500.0	570.835471	250.0	758183.0	1.141671	Y
7	IC 410-311123/11	1500.0	1672.273952	250.0	739202.0	1.114849	Y

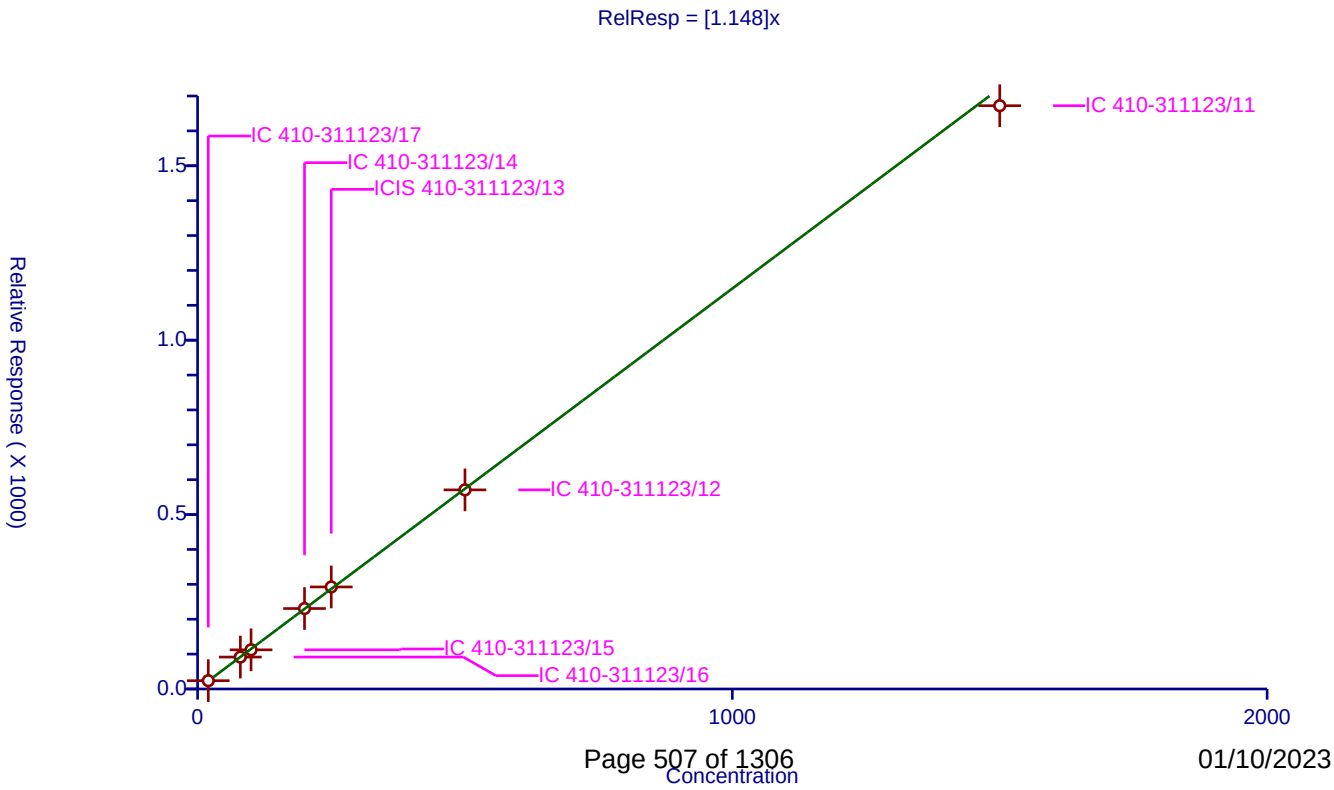

Calibration / Acrylonitrile

Curve Type:	Average
Weighting:	Conc_Sq
Origin:	Force
Dependency:	Response
Calib Mode:	ISTD
Response Base:	AREA
RF Rounding:	0

Curve Coefficients

Intercept:	0
Slope:	0.2207

Error Coefficients

Standard Error:	2030000
Relative Standard Error:	2.6
Correlation Coefficient:	1.000
Coefficient of Determination (Adjusted):	0.999

ID	Level	Concentration	Rel. Resp.	IS Amount	IS Response	RRF	Used
1	IC 410-311123/17	2.5	0.568319	50.0	1396224.0	0.227327	Y
2	IC 410-311123/16	10.0	2.271999	50.0	1351563.0	0.2272	Y
3	IC 410-311123/15	25.0	5.36457	50.0	1411017.0	0.214583	Y
4	IC 410-311123/14	50.0	11.087361	50.0	1391350.0	0.221747	Y
5	ICIS 410-311123/13	125.0	27.683638	50.0	1392317.0	0.221469	Y
6	IC 410-311123/12	250.0	55.178052	50.0	1410907.0	0.220712	Y
7	IC 410-311123/11	750.0	159.050905	50.0	1460539.0	0.212068	Y

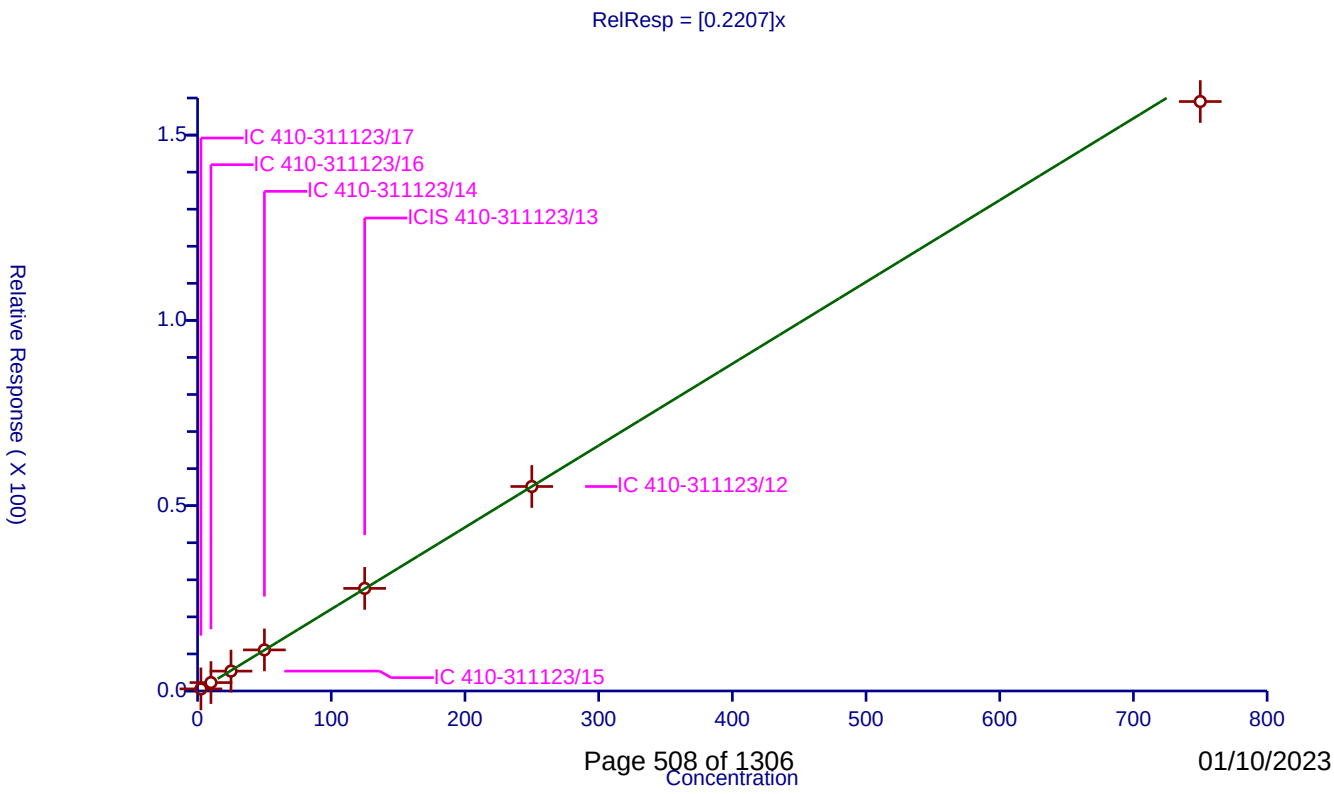

Calibration / Methyl tert-butyl ether

Curve Type:	Average
Weighting:	Conc_Sq
Origin:	Force
Dependency:	Response
Calib Mode:	ISTD
Response Base:	AREA
RF Rounding:	0

Curve Coefficients

Intercept:	0
Slope:	0.9849

Error Coefficients

Standard Error:	3580000
Relative Standard Error:	3.7
Correlation Coefficient:	1.000
Coefficient of Determination (Adjusted):	0.998

ID	Level	Concentration	Rel. Resp.	IS Amount	IS Response	RRF	Used
1	IC 410-311123/17	1.0	0.965031	50.0	1396224.0	0.965031	Y
2	IC 410-311123/16	4.0	4.182491	50.0	1351563.0	1.045623	Y
3	IC 410-311123/15	10.0	9.628233	50.0	1411017.0	0.962823	Y
4	IC 410-311123/14	20.0	19.680203	50.0	1391350.0	0.98401	Y
5	ICIS 410-311123/13	50.0	49.891081	50.0	1392317.0	0.997822	Y
6	IC 410-311123/12	100.0	100.766528	50.0	1410907.0	1.007665	Y
7	IC 410-311123/11	300.0	279.379496	50.0	1460539.0	0.931265	Y

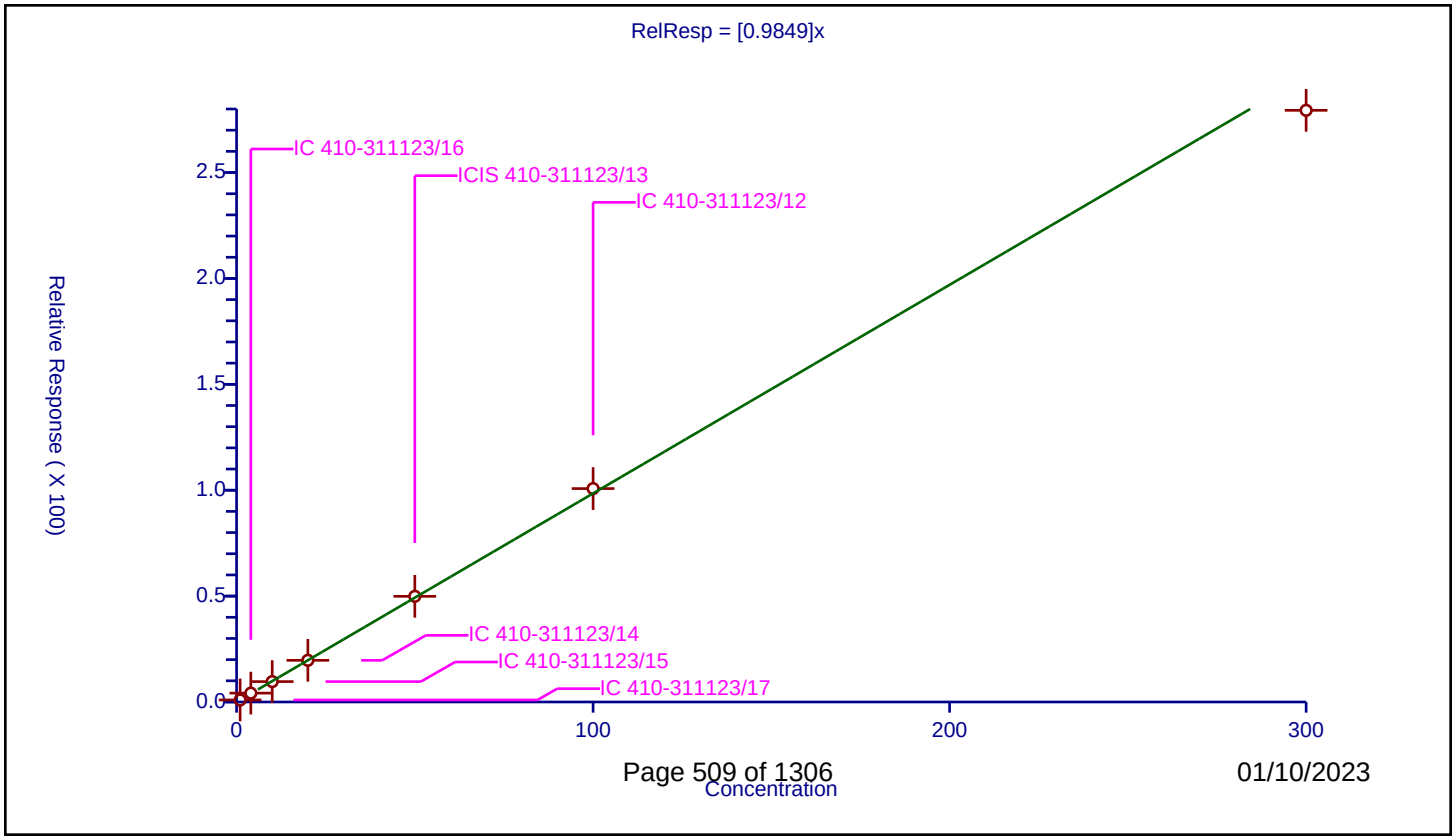

Calibration / trans-1,2-Dichloroethene

Curve Type:	Average
Weighting:	Conc_Sq
Origin:	Force
Dependency:	Response
Calib Mode:	ISTD
Response Base:	AREA
RF Rounding:	0

Curve Coefficients

Intercept:	0
Slope:	0.2849

Error Coefficients

Standard Error:	1080000
Relative Standard Error:	2.0
Correlation Coefficient:	1.000
Coefficient of Determination (Adjusted):	1.000

ID	Level	Concentration	Rel. Resp.	IS Amount	IS Response	RRF	Used
1	IC 410-311123/17	1.0	0.285663	50.0	1396224.0	0.285663	Y
2	IC 410-311123/16	4.0	1.142529	50.0	1351563.0	0.285632	Y
3	IC 410-311123/15	10.0	2.735793	50.0	1411017.0	0.273579	Y
4	IC 410-311123/14	20.0	5.717612	50.0	1391350.0	0.285881	Y
5	ICIS 410-311123/13	50.0	14.504025	50.0	1392317.0	0.29008	Y
6	IC 410-311123/12	100.0	29.128993	50.0	1410907.0	0.29129	Y
7	IC 410-311123/11	300.0	84.696266	50.0	1460539.0	0.282321	Y

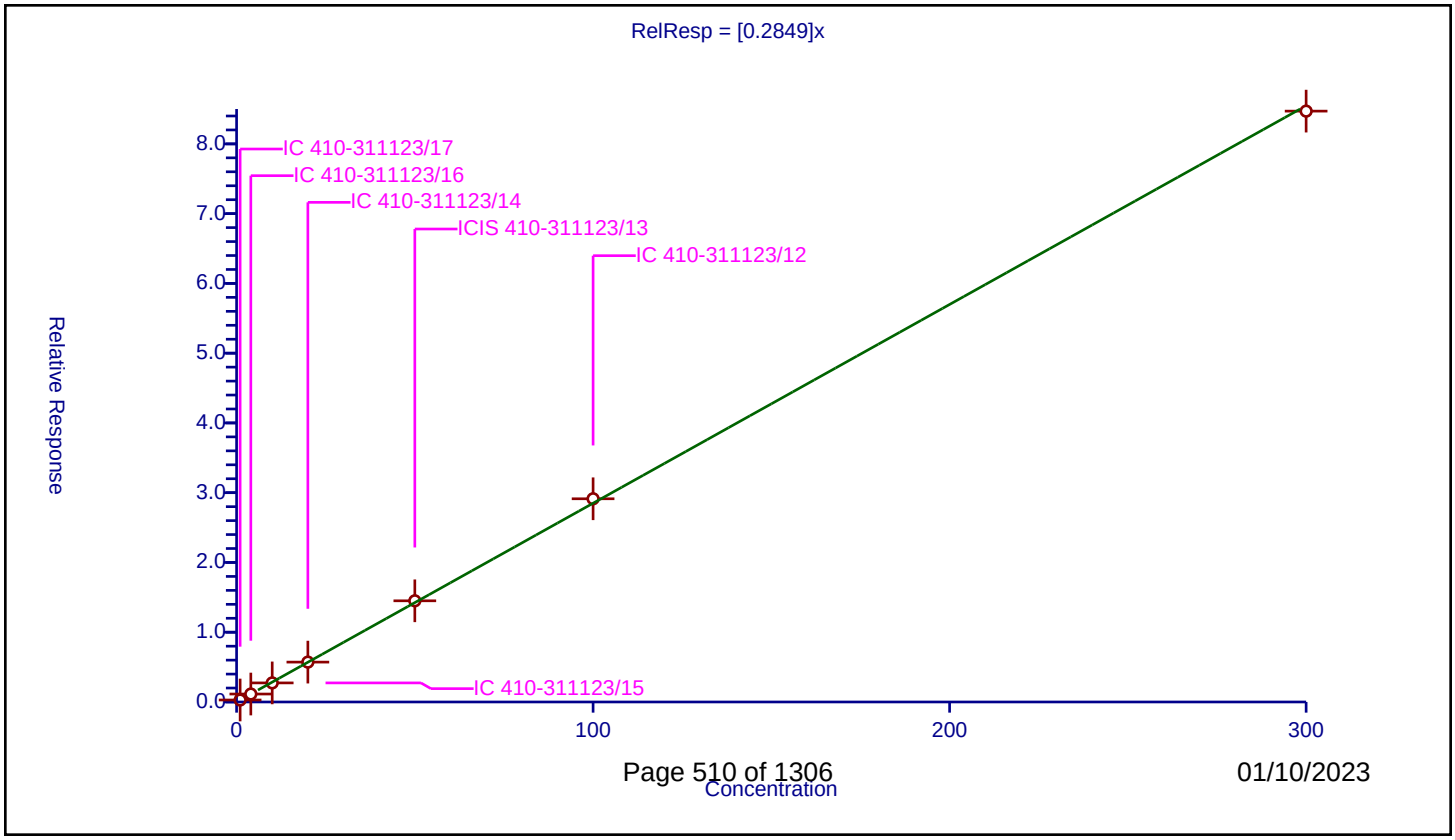

Calibration / Hexane

Curve Type:	Average
Weighting:	Conc_Sq
Origin:	Force
Dependency:	Response
Calib Mode:	ISTD
Response Base:	AREA
RF Rounding:	0

Curve Coefficients

Intercept:	0
Slope:	0.4162

Error Coefficients

Standard Error:	1310000
Relative Standard Error:	14.4
Correlation Coefficient:	0.994
Coefficient of Determination (Adjusted):	0.972

ID	Level	Concentration	Rel. Resp.	IS Amount	IS Response	RRF	Used
1	IC 410-311123/17	1.0	0.53394	50.0	1396224.0	0.53394	Y
2	IC 410-311123/16	4.0	1.604291	50.0	1351563.0	0.401073	Y
3	IC 410-311123/15	10.0	4.006401	50.0	1411017.0	0.40064	Y
4	IC 410-311123/14	20.0	8.302368	50.0	1391350.0	0.415118	Y
5	ICIS 410-311123/13	50.0	20.605688	50.0	1392317.0	0.412114	Y
6	IC 410-311123/12	100.0	41.928667	50.0	1410907.0	0.419287	Y
7	IC 410-311123/11	300.0	99.417441	50.0	1460539.0	0.331391	Y

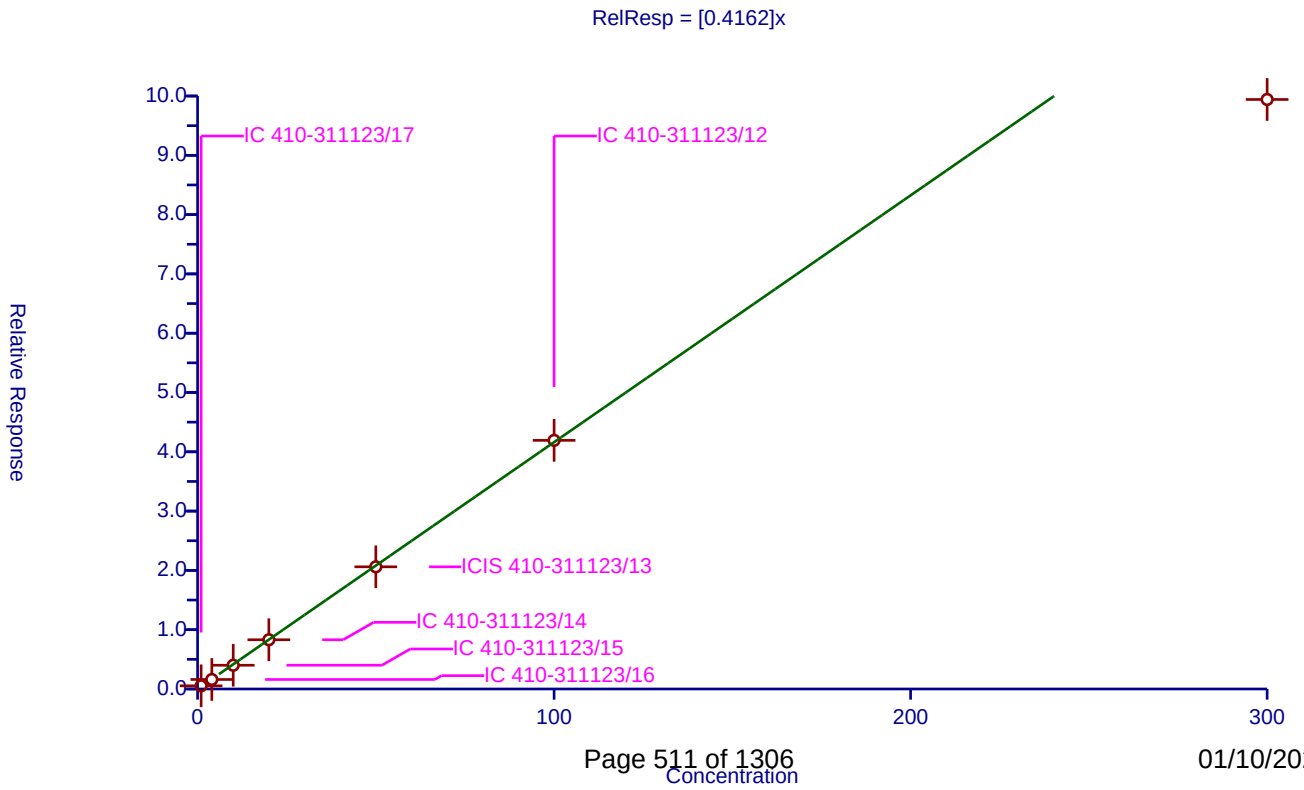

Calibration / 1,1-Dichloroethane

Curve Type:	Average
Weighting:	Conc_Sq
Origin:	Force
Dependency:	Response
Calib Mode:	ISTD
Response Base:	AREA
RF Rounding:	0

Curve Coefficients

Intercept:	0
Slope:	0.526

Error Coefficients

Standard Error:	2010000
Relative Standard Error:	5.7
Correlation Coefficient:	1.000
Coefficient of Determination (Adjusted):	0.996

ID	Level	Concentration	Rel. Resp.	IS Amount	IS Response	RRF	Used
1	IC 410-311123/17	1.0	0.46436	50.0	1396224.0	0.46436	Y
2	IC 410-311123/16	4.0	2.213437	50.0	1351563.0	0.553359	Y
3	IC 410-311123/15	10.0	5.151887	50.0	1411017.0	0.515189	Y
4	IC 410-311123/14	20.0	10.828045	50.0	1391350.0	0.541402	Y
5	ICIS 410-311123/13	50.0	26.855378	50.0	1392317.0	0.537108	Y
6	IC 410-311123/12	100.0	54.494308	50.0	1410907.0	0.544943	Y
7	IC 410-311123/11	300.0	157.654743	50.0	1460539.0	0.525516	Y

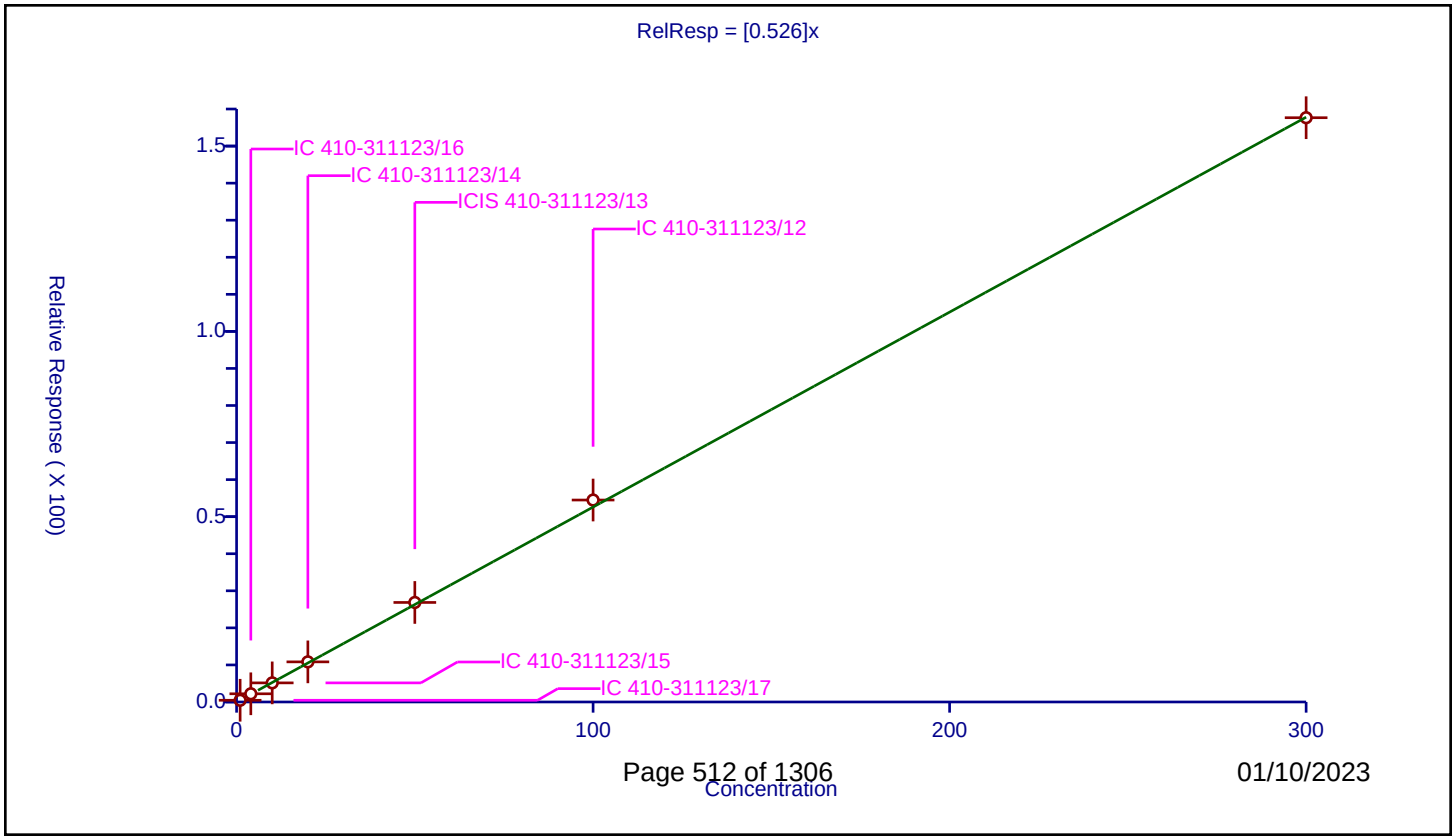

Calibration / Isopropyl ether

Curve Type:	Average
Weighting:	Conc_Sq
Origin:	Force
Dependency:	Response
Calib Mode:	ISTD
Response Base:	AREA
RF Rounding:	0

Curve Coefficients

Intercept:	0
Slope:	1.053

Error Coefficients

Standard Error:	3920000
Relative Standard Error:	2.4
Correlation Coefficient:	1.000
Coefficient of Determination (Adjusted):	0.999

ID	Level	Concentration	Rel. Resp.	IS Amount	IS Response	RRF	Used
1	IC 410-311123/17	1.0	1.014092	50.0	1396224.0	1.014092	Y
2	IC 410-311123/16	4.0	4.22041	50.0	1351563.0	1.055102	Y
3	IC 410-311123/15	10.0	10.559724	50.0	1411017.0	1.055972	Y
4	IC 410-311123/14	20.0	21.390304	50.0	1391350.0	1.069515	Y
5	ICIS 410-311123/13	50.0	53.632614	50.0	1392317.0	1.072652	Y
6	IC 410-311123/12	100.0	108.046313	50.0	1410907.0	1.080463	Y
7	IC 410-311123/11	300.0	306.424375	50.0	1460539.0	1.021415	Y

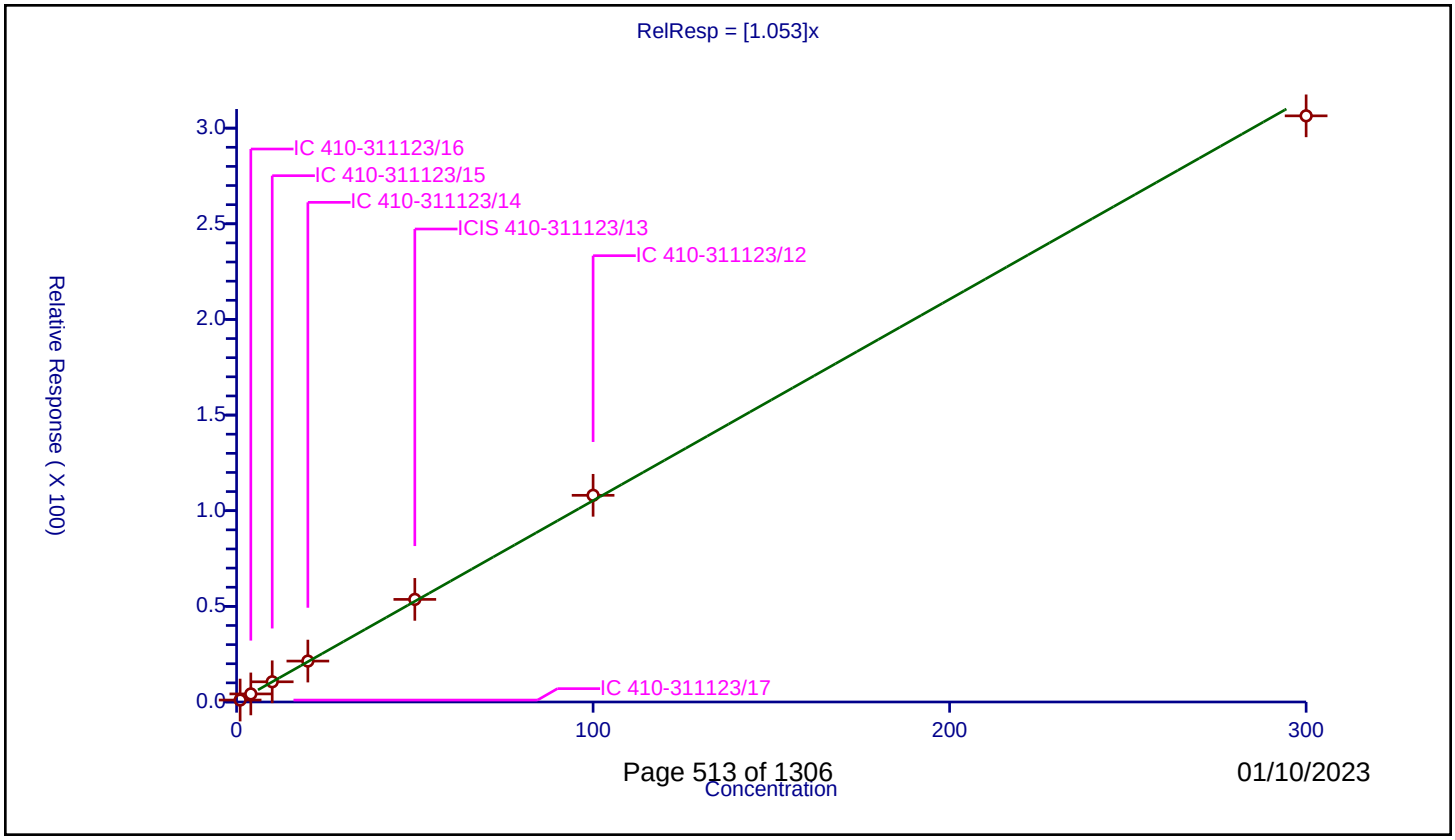

Calibration / 2-Chloro-1,3-butadiene

Curve Type:	Average
Weighting:	Conc_Sq
Origin:	Force
Dependency:	Response
Calib Mode:	ISTD
Response Base:	AREA
RF Rounding:	0

Curve Coefficients

Intercept:	0
Slope:	0.4859

Error Coefficients

Standard Error:	1820000
Relative Standard Error:	3.5
Correlation Coefficient:	1.000
Coefficient of Determination (Adjusted):	0.999

ID	Level	Concentration	Rel. Resp.	IS Amount	IS Response	RRF	Used
1	IC 410-311123/17	1.0	0.460886	50.0	1396224.0	0.460886	Y
2	IC 410-311123/16	4.0	2.048073	50.0	1351563.0	0.512018	Y
3	IC 410-311123/15	10.0	4.719256	50.0	1411017.0	0.471926	Y
4	IC 410-311123/14	20.0	9.918604	50.0	1391350.0	0.49593	Y
5	ICIS 410-311123/13	50.0	24.523905	50.0	1392317.0	0.490478	Y
6	IC 410-311123/12	100.0	49.359384	50.0	1410907.0	0.493594	Y
7	IC 410-311123/11	300.0	142.990978	50.0	1460539.0	0.476637	Y

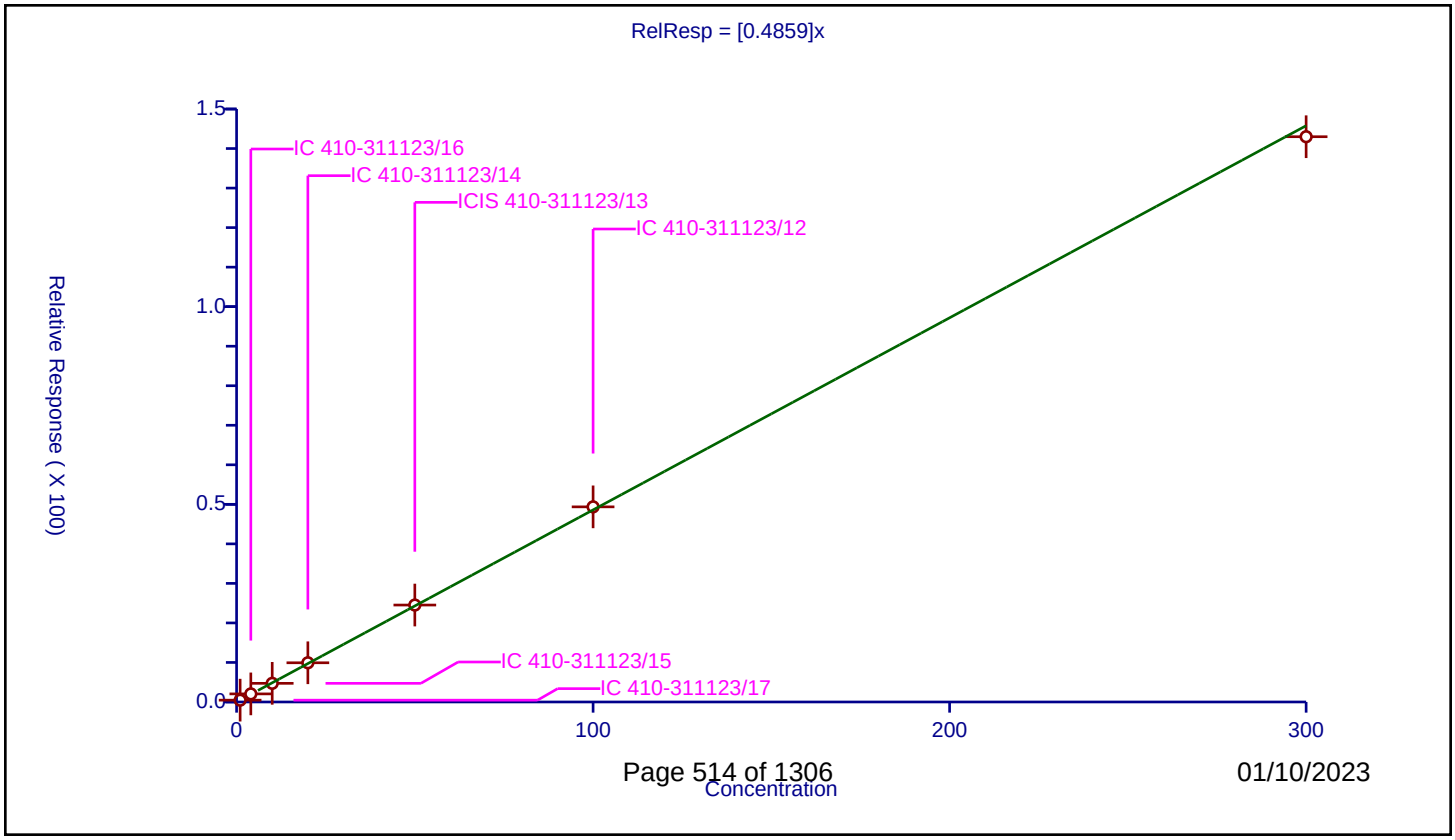

Calibration / Tert-butyl ethyl ether

Curve Type:	Average
Weighting:	Conc_Sq
Origin:	Force
Dependency:	Response
Calib Mode:	ISTD
Response Base:	AREA
RF Rounding:	0

Curve Coefficients

Intercept:	0
Slope:	0.9984

Error Coefficients

Standard Error:	3810000
Relative Standard Error:	2.9
Correlation Coefficient:	1.000
Coefficient of Determination (Adjusted):	0.999

ID	Level	Concentration	Rel. Resp.	IS Amount	IS Response	RRF	Used
1	IC 410-311123/17	1.0	0.937027	50.0	1396224.0	0.937027	Y
2	IC 410-311123/16	4.0	4.022269	50.0	1351563.0	1.005567	Y
3	IC 410-311123/15	10.0	9.977874	50.0	1411017.0	0.997787	Y
4	IC 410-311123/14	20.0	20.143853	50.0	1391350.0	1.007193	Y
5	ICIS 410-311123/13	50.0	50.950933	50.0	1392317.0	1.019019	Y
6	IC 410-311123/12	100.0	102.601695	50.0	1410907.0	1.026017	Y
7	IC 410-311123/11	300.0	298.764771	50.0	1460539.0	0.995883	Y

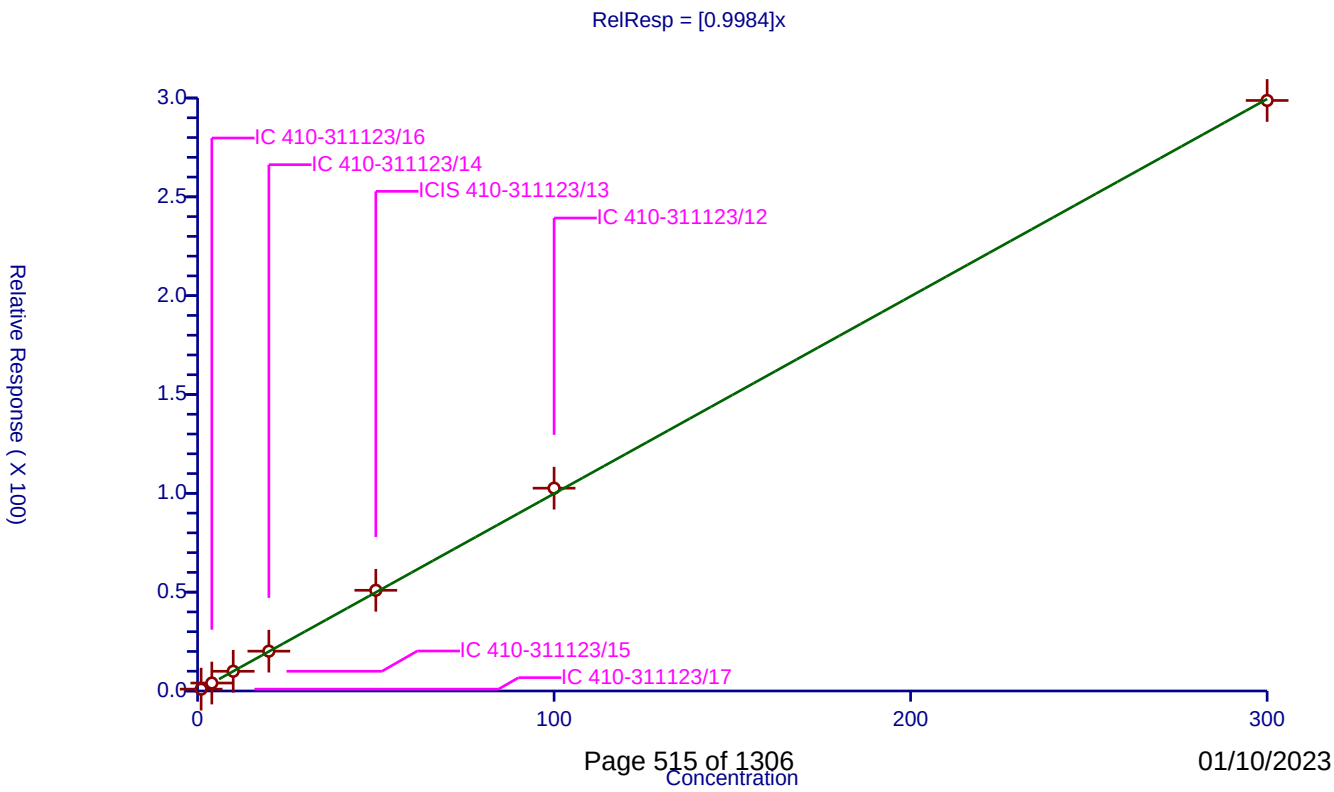

Calibration / cis-1,2-Dichloroethene

Curve Type:	Average
Weighting:	Conc_Sq
Origin:	Force
Dependency:	Response
Calib Mode:	ISTD
Response Base:	AREA
RF Rounding:	0

Curve Coefficients

Intercept:	0
Slope:	0.3101

Error Coefficients

Standard Error:	1150000
Relative Standard Error:	3.5
Correlation Coefficient:	1.000
Coefficient of Determination (Adjusted):	0.999

ID	Level	Concentration	Rel. Resp.	IS Amount	IS Response	RRF	Used
1	IC 410-311123/17	1.0	0.330892	50.0	1396224.0	0.330892	Y
2	IC 410-311123/16	4.0	1.211412	50.0	1351563.0	0.302853	Y
3	IC 410-311123/15	10.0	3.00776	50.0	1411017.0	0.300776	Y
4	IC 410-311123/14	20.0	6.240378	50.0	1391350.0	0.312019	Y
5	ICIS 410-311123/13	50.0	15.586142	50.0	1392317.0	0.311723	Y
6	IC 410-311123/12	100.0	31.257624	50.0	1410907.0	0.312576	Y
7	IC 410-311123/11	300.0	89.901468	50.0	1460539.0	0.299672	Y

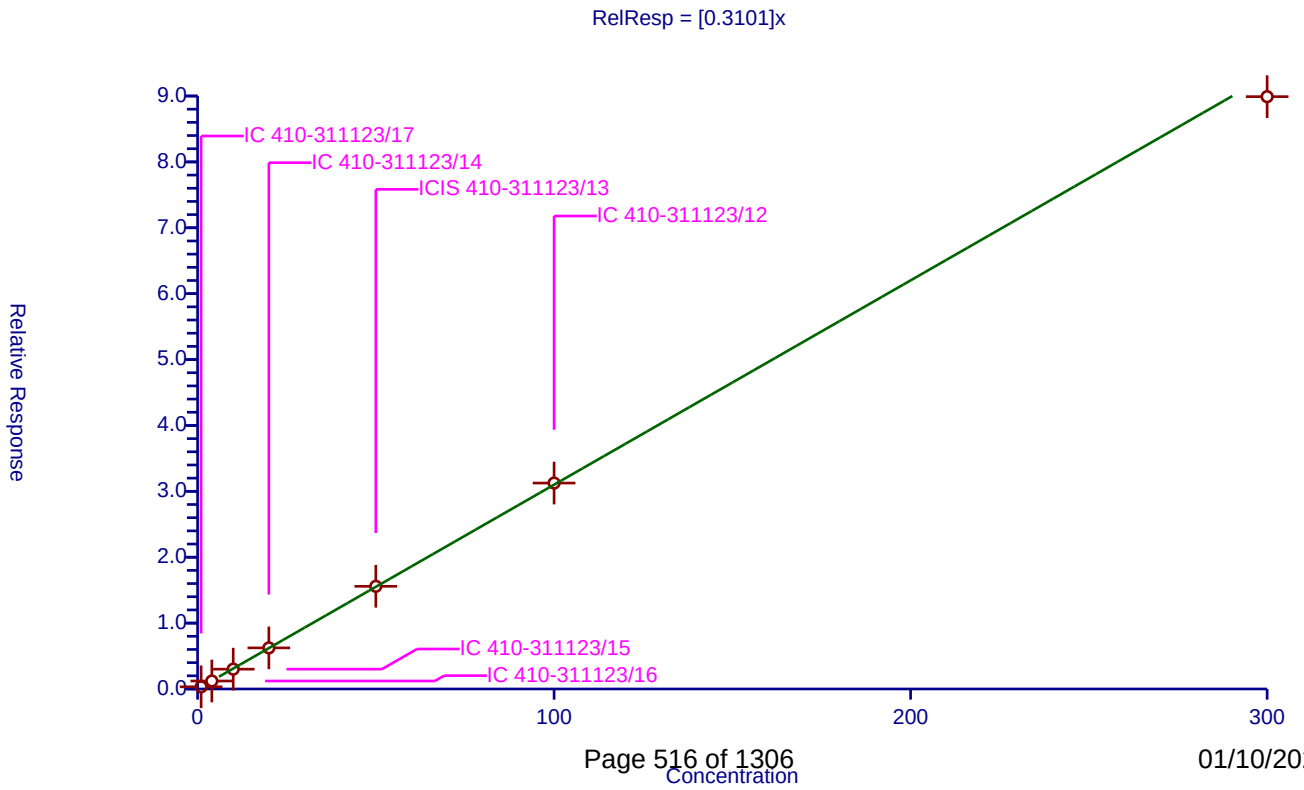

Calibration / 2,2-Dichloropropane

Curve Type:	Average
Weighting:	Conc_Sq
Origin:	Force
Dependency:	Response
Calib Mode:	ISTD
Response Base:	AREA
RF Rounding:	0

Curve Coefficients

Intercept:	0
Slope:	0.5222

Error Coefficients

Standard Error:	1930000
Relative Standard Error:	3.8
Correlation Coefficient:	1.000
Coefficient of Determination (Adjusted):	0.998

ID	Level	Concentration	Rel. Resp.	IS Amount	IS Response	RRF	Used
1	IC 410-311123/17	1.0	0.525274	50.0	1396224.0	0.525274	Y
2	IC 410-311123/16	4.0	2.23064	50.0	1351563.0	0.55766	Y
3	IC 410-311123/15	10.0	4.992357	50.0	1411017.0	0.499236	Y
4	IC 410-311123/14	20.0	10.348259	50.0	1391350.0	0.517413	Y
5	ICIS 410-311123/13	50.0	25.879056	50.0	1392317.0	0.517581	Y
6	IC 410-311123/12	100.0	53.526809	50.0	1410907.0	0.535268	Y
7	IC 410-311123/11	300.0	150.908569	50.0	1460539.0	0.503029	Y

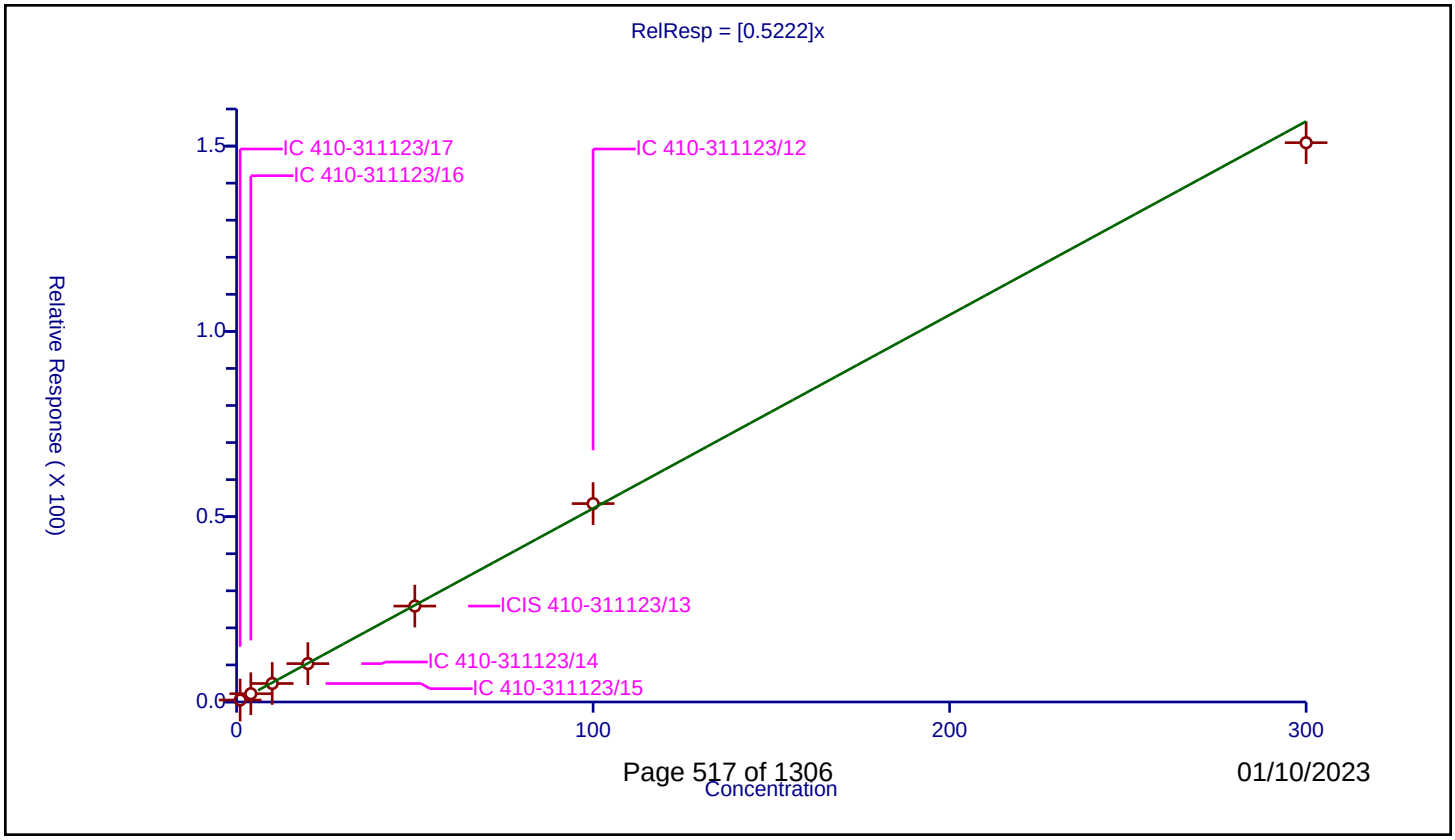

Calibration / 2-Butanone (MEK)

Curve Type:	Average
Weighting:	Conc_Sq
Origin:	Force
Dependency:	Response
Calib Mode:	ISTD
Response Base:	AREA
RF Rounding:	0

Curve Coefficients

Intercept:	0
Slope:	0.3155

Error Coefficients

Standard Error:	2220000
Relative Standard Error:	16.7
Correlation Coefficient:	0.992
Coefficient of Determination (Adjusted):	0.963

ID	Level	Concentration	Rel. Resp.	IS Amount	IS Response	RRF	Used
1	IC 410-311123/17	2.0	0.787302	50.0	1396224.0	0.393651	Y
2	IC 410-311123/16	8.0	2.860984	50.0	1351563.0	0.357623	Y
3	IC 410-311123/15	20.0	5.730618	50.0	1411017.0	0.286531	Y
4	IC 410-311123/14	40.0	13.004384	50.0	1391350.0	0.32511	Y
5	ICIS 410-311123/13	100.0	32.031858	50.0	1392317.0	0.320319	Y
6	IC 410-311123/12	200.0	45.836295	50.0	1410907.0	0.229181	Y
7	IC 410-311123/11	600.0	177.756876	50.0	1460539.0	0.296261	Y

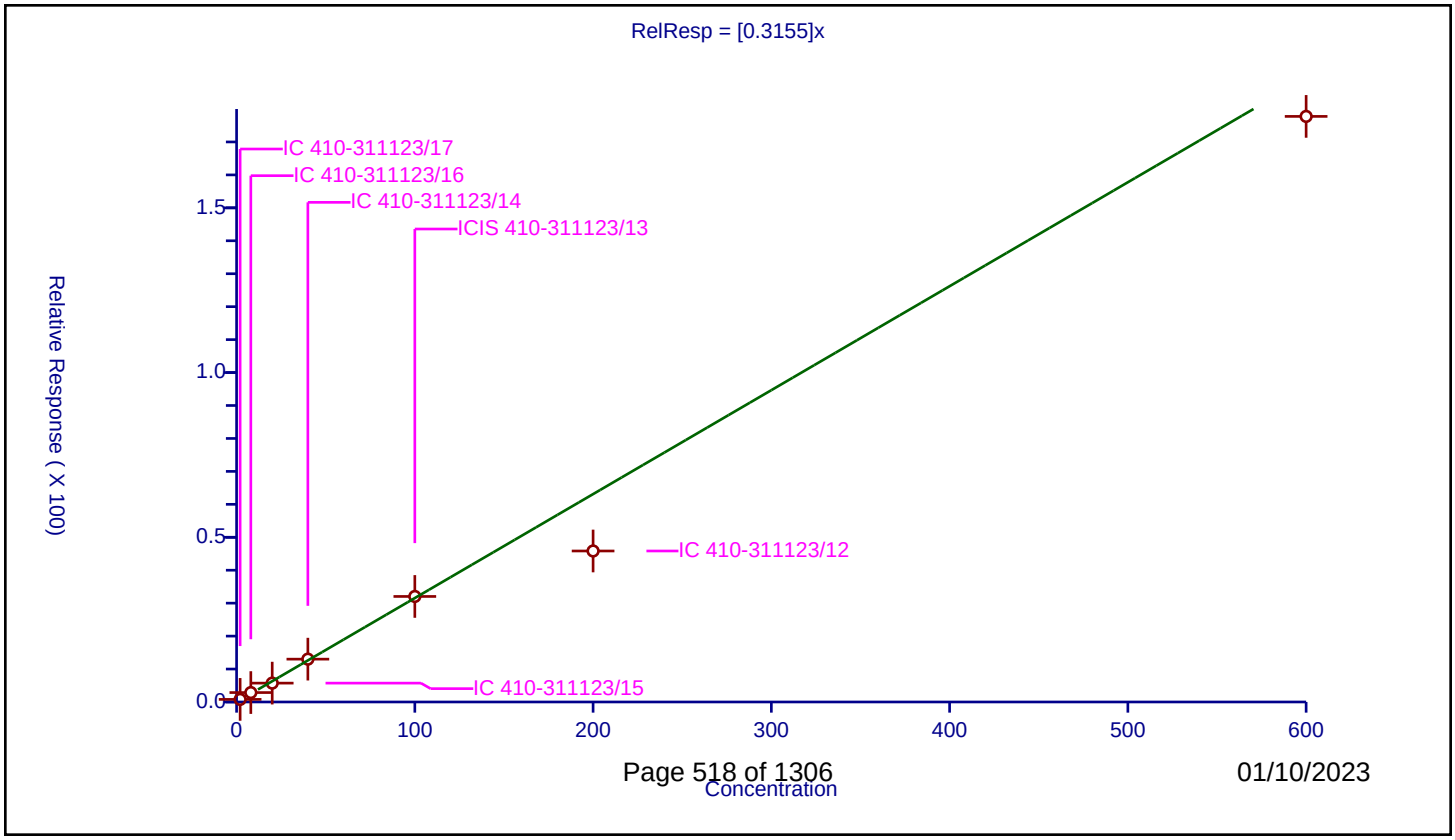

Calibration / Propionitrile

Curve Type:	Average
Weighting:	Conc_Sq
Origin:	Force
Dependency:	Response
Calib Mode:	ISTD
Response Base:	AREA
RF Rounding:	0

Curve Coefficients

Intercept:	0
Slope:	0.9772

Error Coefficients

Standard Error:	1890000
Relative Standard Error:	7.9
Correlation Coefficient:	1.000
Coefficient of Determination (Adjusted):	0.991

ID	Level	Concentration	Rel. Resp.	IS Amount	IS Response	RRF	Used
1	IC 410-311123/17	20.0	22.976218	250.0	601720.0	1.148811	Y
2	IC 410-311123/16	80.0	75.039908	250.0	723545.0	0.937999	Y
3	IC 410-311123/15	100.0	93.485595	250.0	751450.0	0.934856	Y
4	IC 410-311123/14	200.0	184.926128	250.0	750620.0	0.924631	Y
5	ICIS 410-311123/13	250.0	240.94665	250.0	746464.0	0.963787	Y
6	IC 410-311123/12	500.0	483.188425	250.0	758183.0	0.966377	Y
7	IC 410-311123/11	1500.0	1445.839229	250.0	739202.0	0.963893	Y

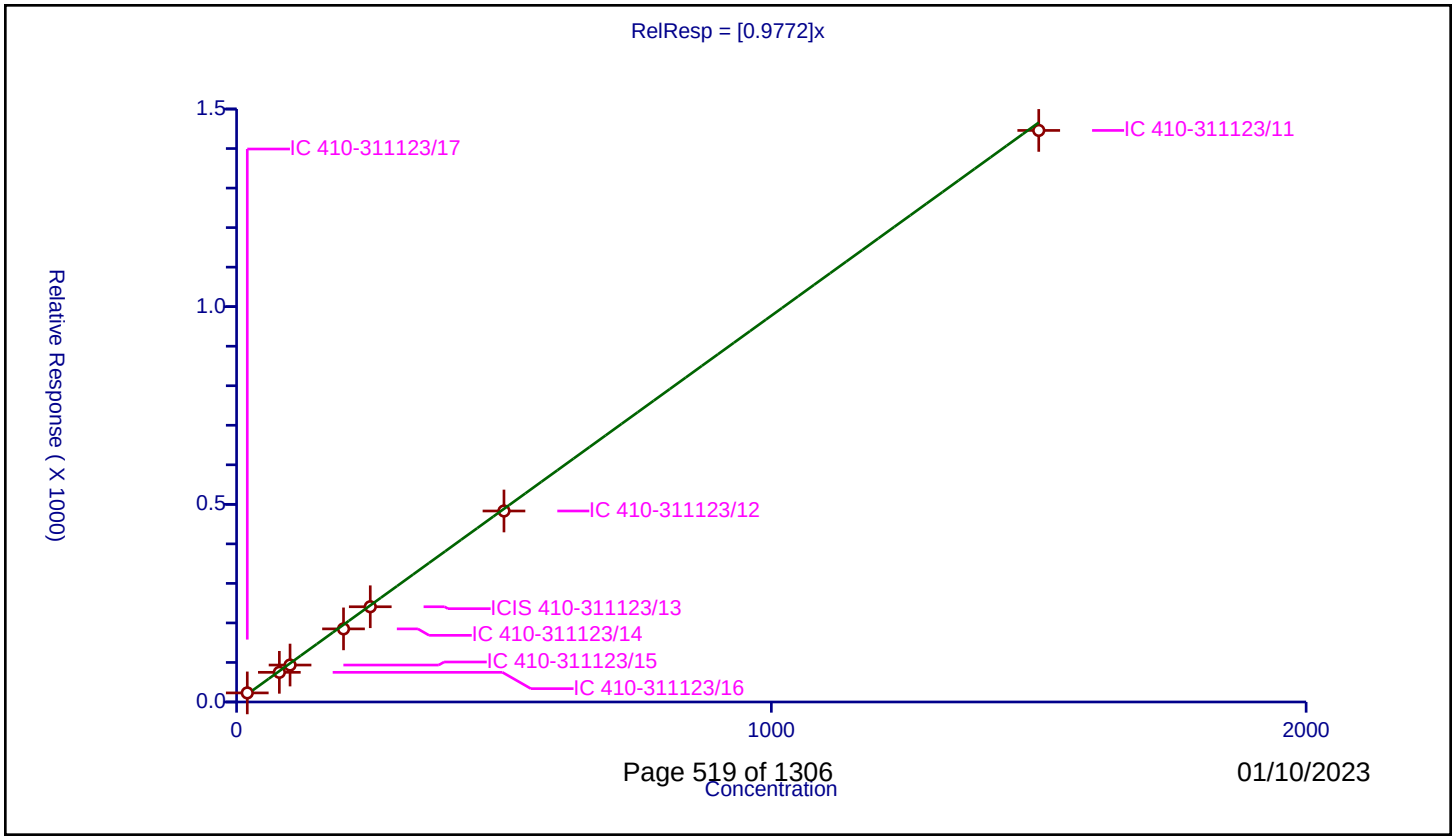

Calibration / Methacrylonitrile

Curve Type:	Average
Weighting:	Conc_Sq
Origin:	Force
Dependency:	Response
Calib Mode:	ISTD
Response Base:	AREA
RF Rounding:	0

Curve Coefficients

Intercept:	0
Slope:	0.2008

Error Coefficients

Standard Error:	1900000
Relative Standard Error:	1.6
Correlation Coefficient:	1.000
Coefficient of Determination (Adjusted):	1.000

ID	Level	Concentration	Rel. Resp.	IS Amount	IS Response	RRF	Used
1	IC 410-311123/17	10.0	2.006913	50.0	1396224.0	0.200691	Y
2	IC 410-311123/16	40.0	8.020344	50.0	1351563.0	0.200509	Y
3	IC 410-311123/15	50.0	9.85137	50.0	1411017.0	0.197027	Y
4	IC 410-311123/14	100.0	20.230747	50.0	1391350.0	0.202307	Y
5	ICIS 410-311123/13	125.0	25.447043	50.0	1392317.0	0.203576	Y
6	IC 410-311123/12	250.0	51.209718	50.0	1410907.0	0.204839	Y
7	IC 410-311123/11	750.0	147.311643	50.0	1460539.0	0.196416	Y

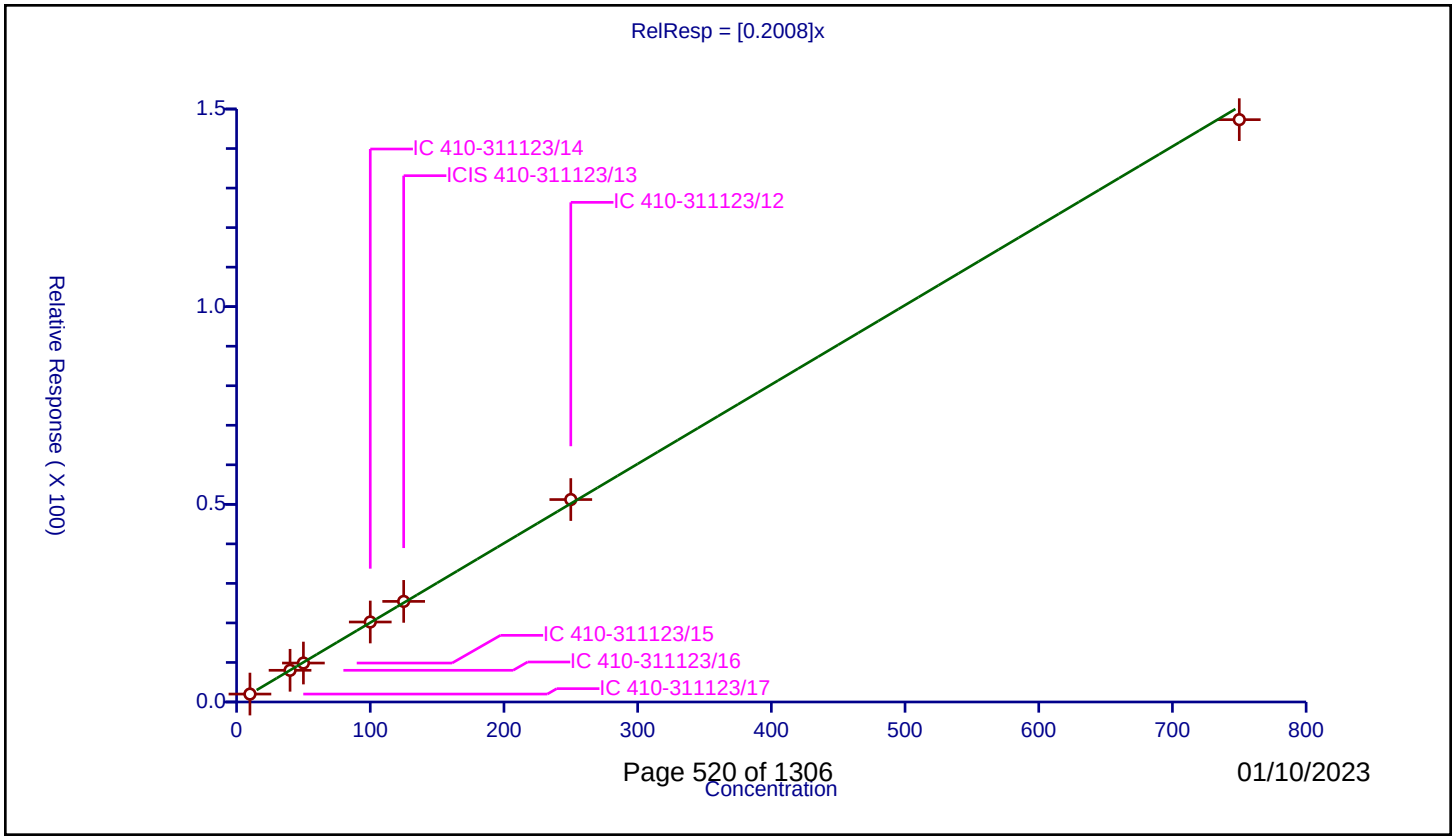

Calibration / Chlorobromomethane

Curve Type:	Average
Weighting:	Conc_Sq
Origin:	Force
Dependency:	Response
Calib Mode:	ISTD
Response Base:	AREA
RF Rounding:	0

Curve Coefficients

Intercept:	0
Slope:	0.1442

Error Coefficients

Standard Error:	535000
Relative Standard Error:	2.9
Correlation Coefficient:	1.000
Coefficient of Determination (Adjusted):	0.999

ID	Level	Concentration	Rel. Resp.	IS Amount	IS Response	RRF	Used
1	IC 410-311123/17	1.0	0.153163	50.0	1396224.0	0.153163	Y
2	IC 410-311123/16	4.0	0.570192	50.0	1351563.0	0.142548	Y
3	IC 410-311123/15	10.0	1.444313	50.0	1411017.0	0.144431	Y
4	IC 410-311123/14	20.0	2.842096	50.0	1391350.0	0.142105	Y
5	ICIS 410-311123/13	50.0	7.147474	50.0	1392317.0	0.142949	Y
6	IC 410-311123/12	100.0	14.391097	50.0	1410907.0	0.143911	Y
7	IC 410-311123/11	300.0	42.002096	50.0	1460539.0	0.140007	Y

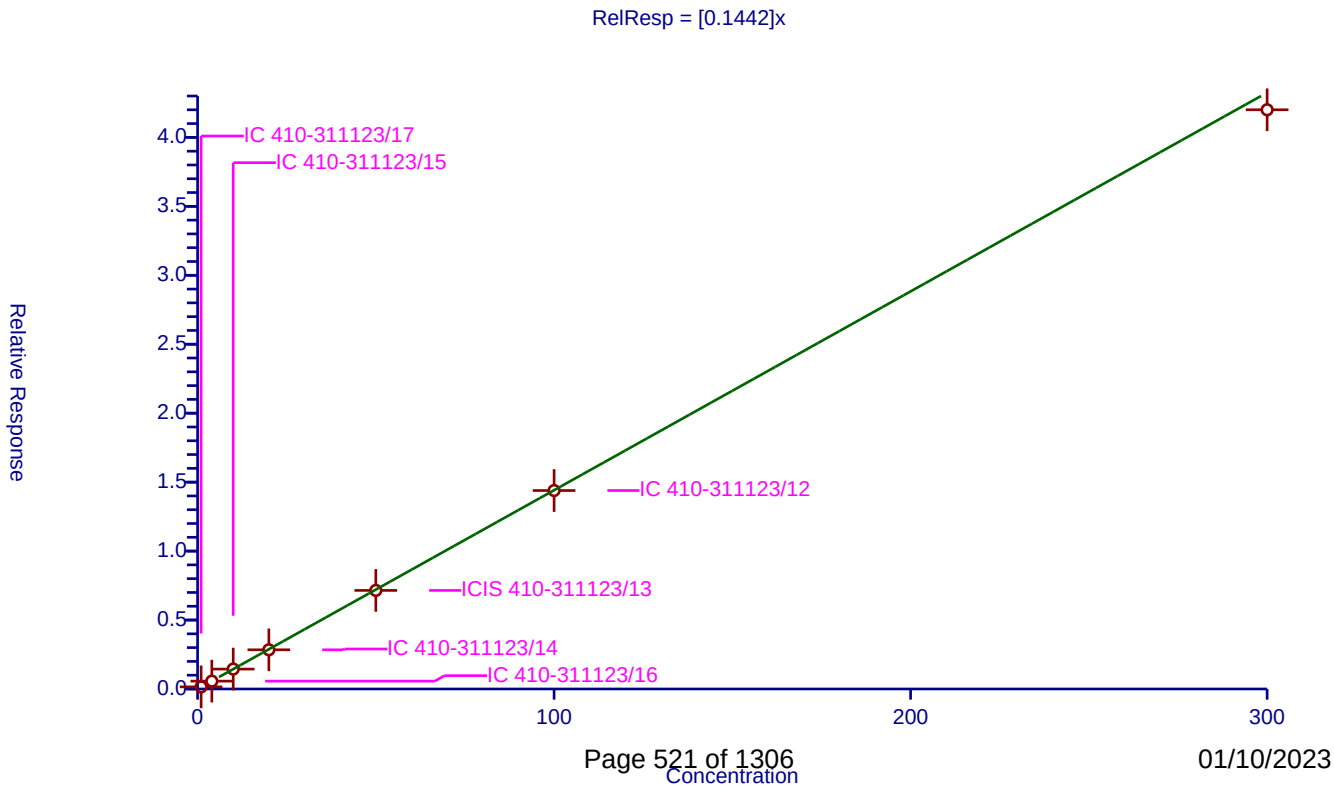

Calibration / Tetrahydrofuran

Curve Type:	Average
Weighting:	Conc_Sq
Origin:	Force
Dependency:	Response
Calib Mode:	ISTD
Response Base:	AREA
RF Rounding:	0

Curve Coefficients

Intercept:	0
Slope:	0.7578

Error Coefficients

Standard Error:	1460000
Relative Standard Error:	5.1
Correlation Coefficient:	1.000
Coefficient of Determination (Adjusted):	0.997

ID	Level	Concentration	Rel. Resp.	IS Amount	IS Response	RRF	Used
1	IC 410-311123/17	5.0	4.215831	250.0	601720.0	0.843166	Y
2	IC 410-311123/16	20.0	14.870879	250.0	723545.0	0.743544	Y
3	IC 410-311123/15	50.0	36.725331	250.0	751450.0	0.734507	Y
4	IC 410-311123/14	100.0	75.466947	250.0	750620.0	0.754669	Y
5	ICIS 410-311123/13	250.0	183.074803	250.0	746464.0	0.732299	Y
6	IC 410-311123/12	500.0	373.036589	250.0	758183.0	0.746073	Y
7	IC 410-311123/11	1500.0	1125.932763	250.0	739202.0	0.750622	Y

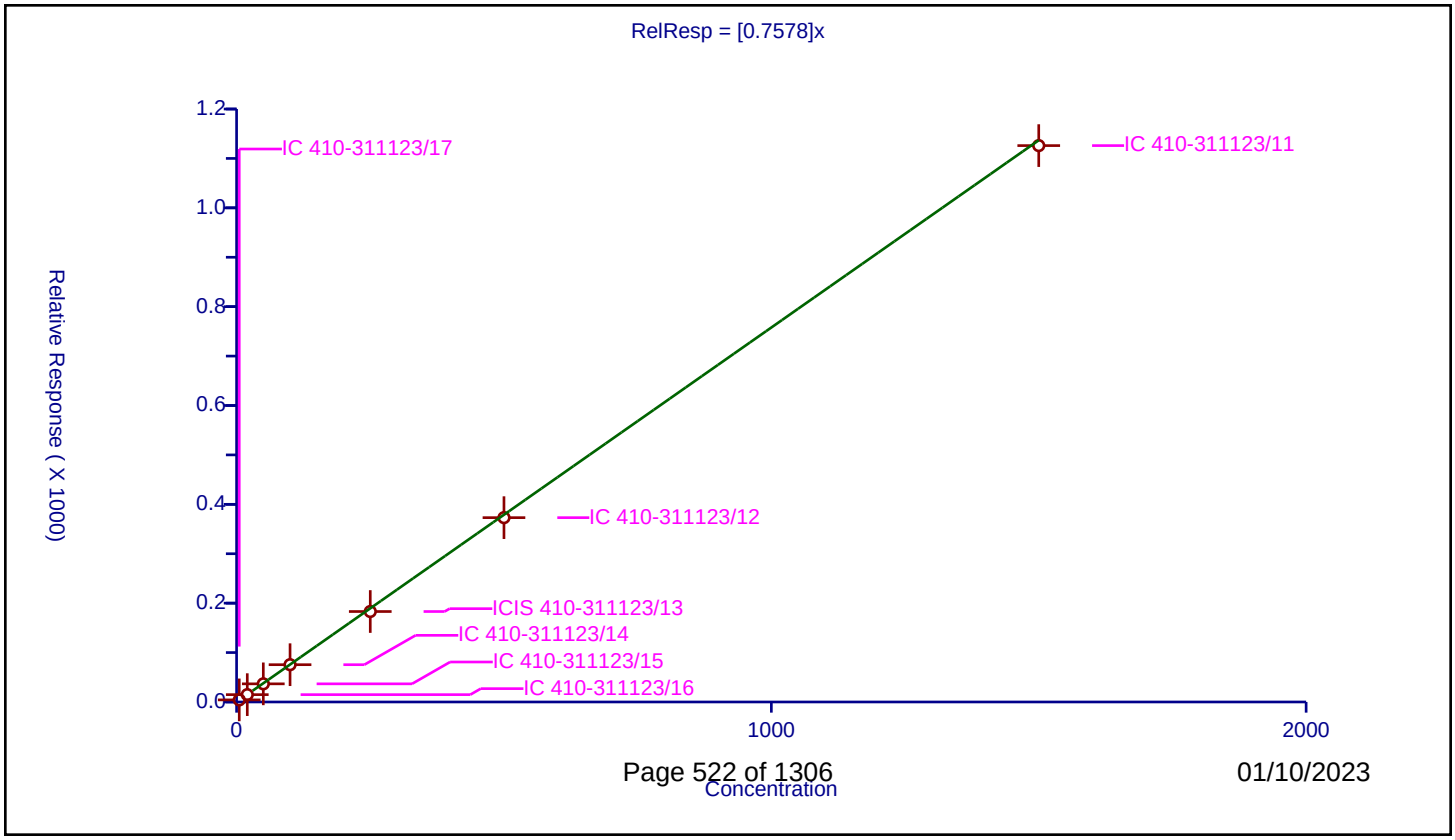

Calibration / Chloroform

Curve Type:	Average
Weighting:	Conc_Sq
Origin:	Force
Dependency:	Response
Calib Mode:	ISTD
Response Base:	AREA
RF Rounding:	0

Curve Coefficients

Intercept:	0
Slope:	0.4911

Error Coefficients

Standard Error:	1790000
Relative Standard Error:	4.2
Correlation Coefficient:	1.000
Coefficient of Determination (Adjusted):	0.998

ID	Level	Concentration	Rel. Resp.	IS Amount	IS Response	RRF	Used
1	IC 410-311123/17	1.0	0.509625	50.0	1396224.0	0.509625	Y
2	IC 410-311123/16	4.0	2.101715	50.0	1351563.0	0.525429	Y
3	IC 410-311123/15	10.0	4.719787	50.0	1411017.0	0.471979	Y
4	IC 410-311123/14	20.0	9.788515	50.0	1391350.0	0.489426	Y
5	ICIS 410-311123/13	50.0	24.343379	50.0	1392317.0	0.486868	Y
6	IC 410-311123/12	100.0	48.781954	50.0	1410907.0	0.48782	Y
7	IC 410-311123/11	300.0	140.050522	50.0	1460539.0	0.466835	Y

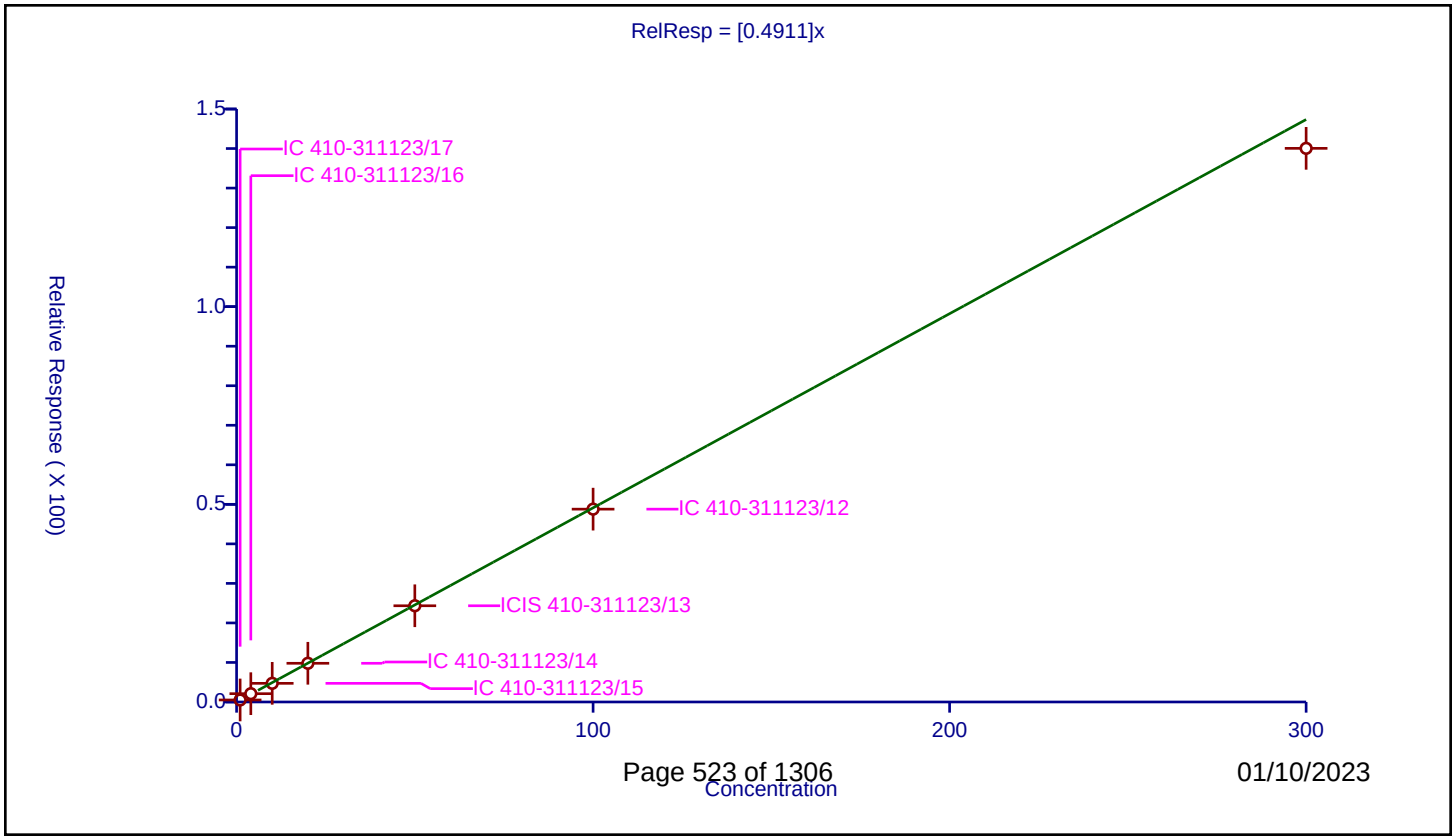

Calibration / Dibromofluoromethane (Surr)

Curve Type:	Average
Weighting:	Conc_Sq
Origin:	Force
Dependency:	Response
Calib Mode:	ISTD
Response Base:	AREA
RF Rounding:	0

Curve Coefficients

Intercept:	0
Slope:	0.2315

Error Coefficients

Standard Error:	351000
Relative Standard Error:	0.9
Correlation Coefficient:	0.00000000000000000000
Coefficient of Determination (Adjusted):	0.000000000000000111

ID	Level	Concentration	Rel. Resp.	IS Amount	IS Response	RRF	Used
1	IC 410-311123/11	50.0	11.605852	50.0	1460539.0	0.232117	Y
2	IC 410-311123/12	50.0	11.483181	50.0	1410907.0	0.229664	Y
3	ICIS 410-311123/13	50.0	11.58084	50.0	1392317.0	0.231617	Y
4	IC 410-311123/14	50.0	11.737916	50.0	1391350.0	0.234758	Y
5	IC 410-311123/15	50.0	11.420486	50.0	1411017.0	0.22841	Y
6	IC 410-311123/16	50.0	11.634086	50.0	1351563.0	0.232682	Y
7	IC 410-311123/17	50.0	11.570815	50.0	1396224.0	0.231416	Y

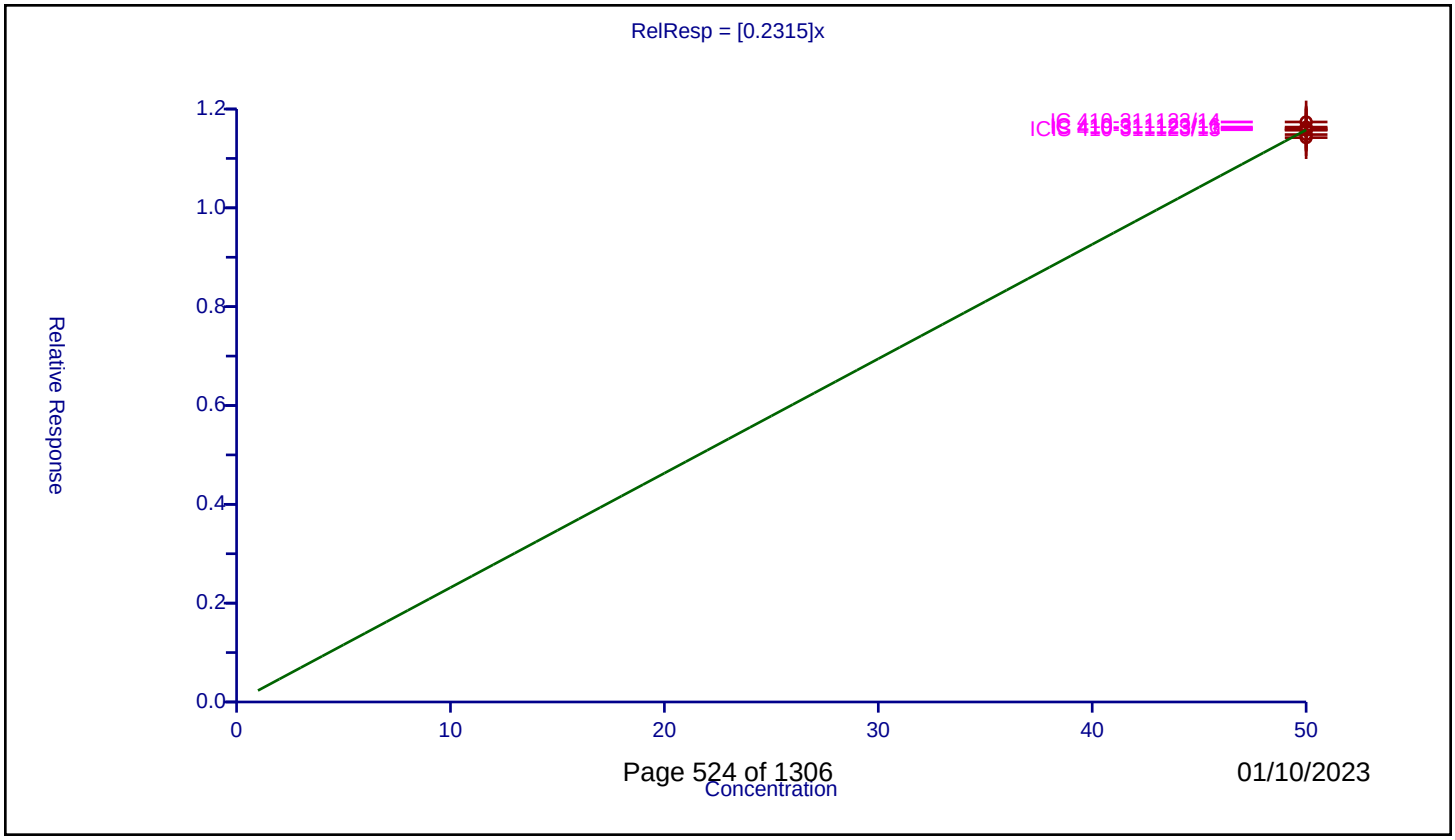

Calibration / 1,1,1-Trichloroethane

Curve Type:	Average
Weighting:	Conc_Sq
Origin:	Force
Dependency:	Response
Calib Mode:	ISTD
Response Base:	AREA
RF Rounding:	0

Curve Coefficients

Intercept:	0
Slope:	0.4854

Error Coefficients

Standard Error:	1810000
Relative Standard Error:	2.3
Correlation Coefficient:	1.000
Coefficient of Determination (Adjusted):	0.999

ID	Level	Concentration	Rel. Resp.	IS Amount	IS Response	RRF	Used
1	IC 410-311123/17	1.0	0.496697	50.0	1396224.0	0.496697	Y
2	IC 410-311123/16	4.0	1.903648	50.0	1351563.0	0.475912	Y
3	IC 410-311123/15	10.0	4.7245	50.0	1411017.0	0.47245	Y
4	IC 410-311123/14	20.0	9.85108	50.0	1391350.0	0.492554	Y
5	ICIS 410-311123/13	50.0	24.468386	50.0	1392317.0	0.489368	Y
6	IC 410-311123/12	100.0	49.736552	50.0	1410907.0	0.497366	Y
7	IC 410-311123/11	300.0	142.058377	50.0	1460539.0	0.473528	Y

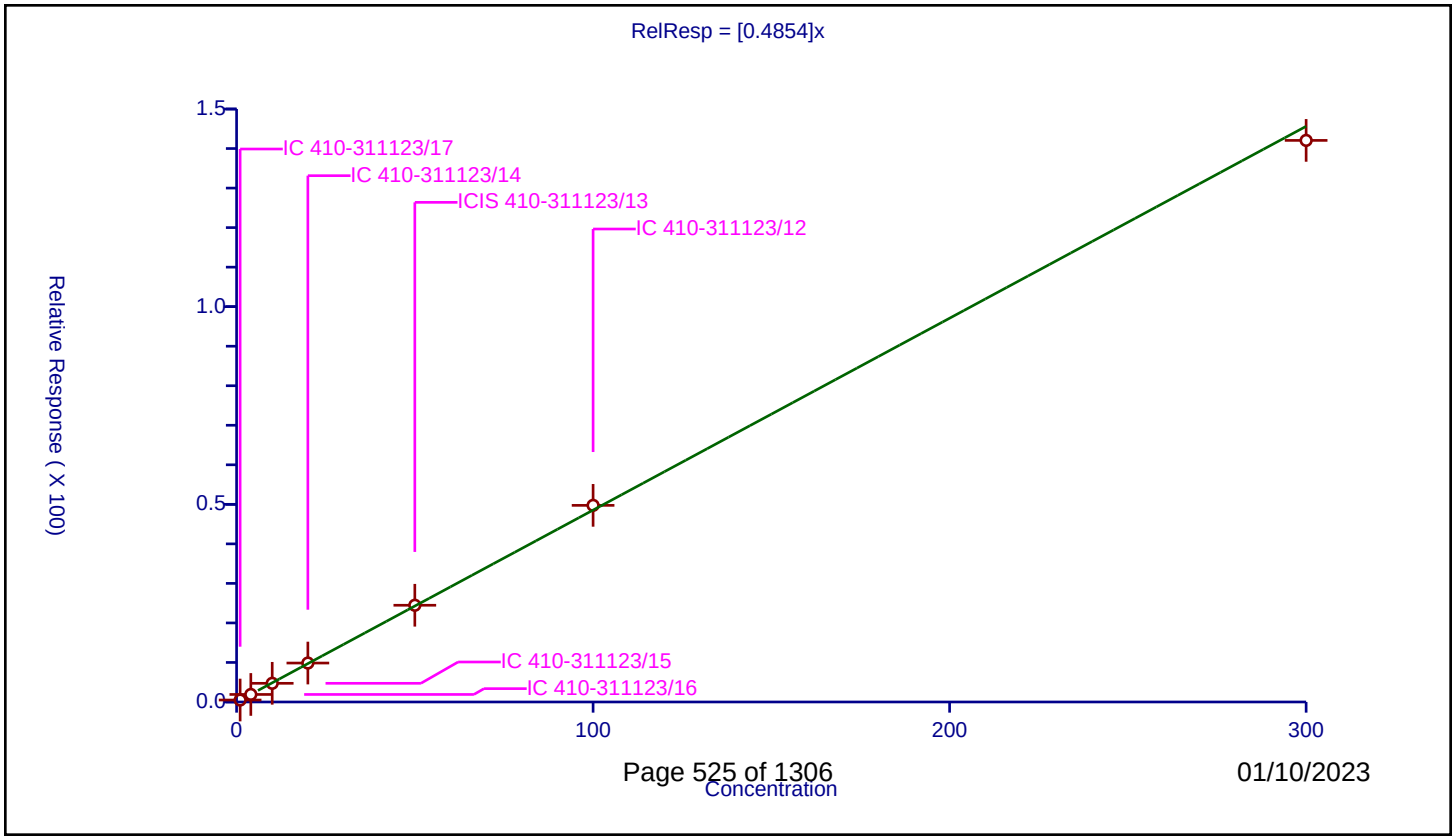

Calibration / Cyclohexane

Curve Type:	Average
Weighting:	Conc_Sq
Origin:	Force
Dependency:	Response
Calib Mode:	ISTD
Response Base:	AREA
RF Rounding:	0

Curve Coefficients

Intercept:	0
Slope:	0.6366

Error Coefficients

Standard Error:	2270000
Relative Standard Error:	4.9
Correlation Coefficient:	0.998
Coefficient of Determination (Adjusted):	0.997

ID	Level	Concentration	Rel. Resp.	IS Amount	IS Response	RRF	Used
1	IC 410-311123/17	1.0	0.641265	50.0	1396224.0	0.641265	Y
2	IC 410-311123/16	4.0	2.501437	50.0	1351563.0	0.625359	Y
3	IC 410-311123/15	10.0	6.132456	50.0	1411017.0	0.613246	Y
4	IC 410-311123/14	20.0	13.171596	50.0	1391350.0	0.65858	Y
5	ICIS 410-311123/13	50.0	32.788366	50.0	1392317.0	0.655767	Y
6	IC 410-311123/12	100.0	67.749788	50.0	1410907.0	0.677498	Y
7	IC 410-311123/11	300.0	175.374057	50.0	1460539.0	0.58458	Y

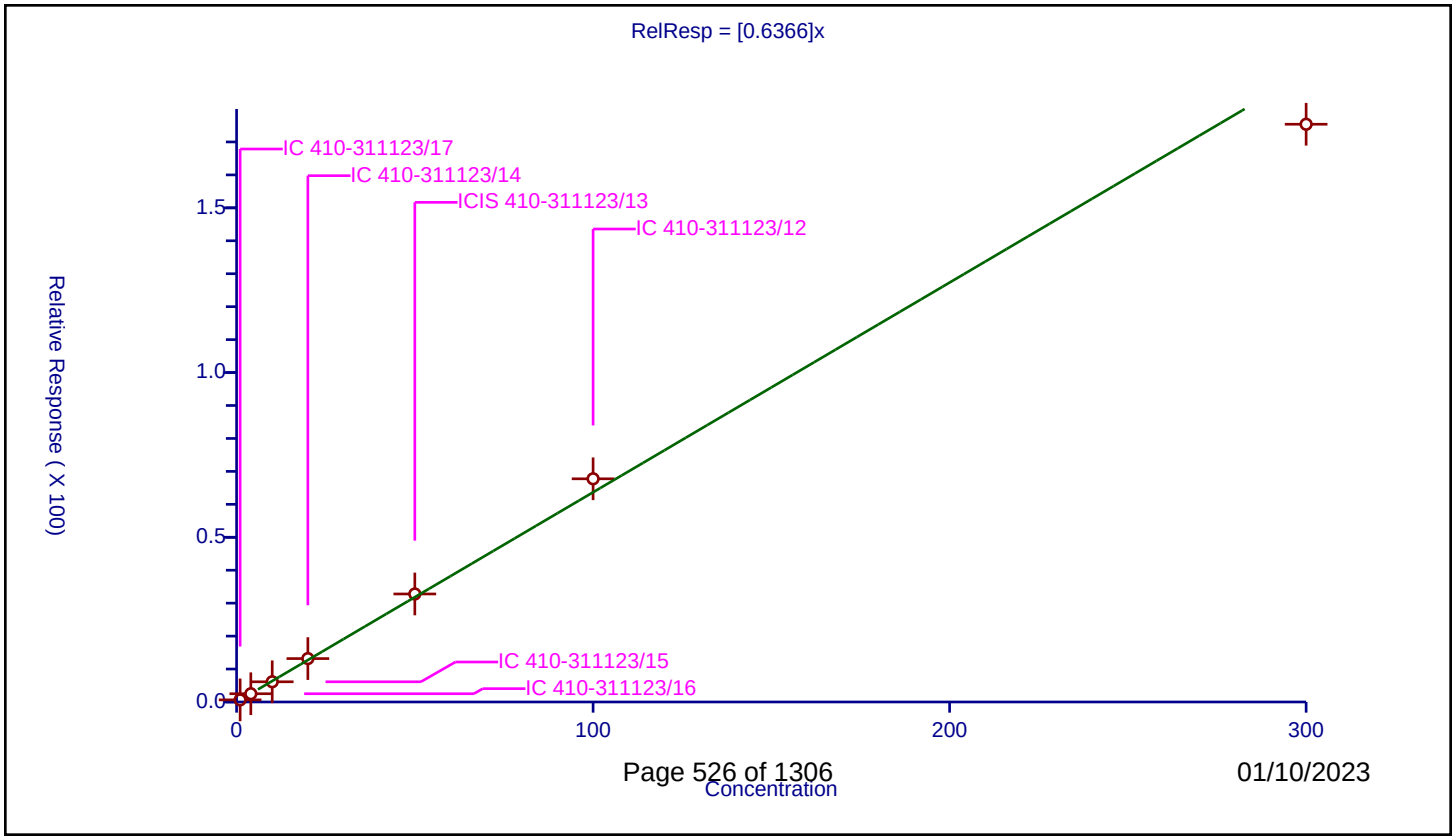

Calibration / Carbon tetrachloride

Curve Type:	Average
Weighting:	Conc_Sq
Origin:	Force
Dependency:	Response
Calib Mode:	ISTD
Response Base:	AREA
RF Rounding:	0

Curve Coefficients

Intercept:	0
Slope:	0.377

Error Coefficients

Standard Error:	1450000
Relative Standard Error:	6.0
Correlation Coefficient:	1.000
Coefficient of Determination (Adjusted):	0.996

ID	Level	Concentration	Rel. Resp.	IS Amount	IS Response	RRF	Used
1	IC 410-311123/17	1.0	0.333005	50.0	1396224.0	0.333005	Y
2	IC 410-311123/16	4.0	1.499153	50.0	1351563.0	0.374788	Y
3	IC 410-311123/15	10.0	3.701054	50.0	1411017.0	0.370105	Y
4	IC 410-311123/14	20.0	7.683545	50.0	1391350.0	0.384177	Y
5	ICIS 410-311123/13	50.0	19.623943	50.0	1392317.0	0.392479	Y
6	IC 410-311123/12	100.0	40.544061	50.0	1410907.0	0.405441	Y
7	IC 410-311123/11	300.0	113.717984	50.0	1460539.0	0.37906	Y

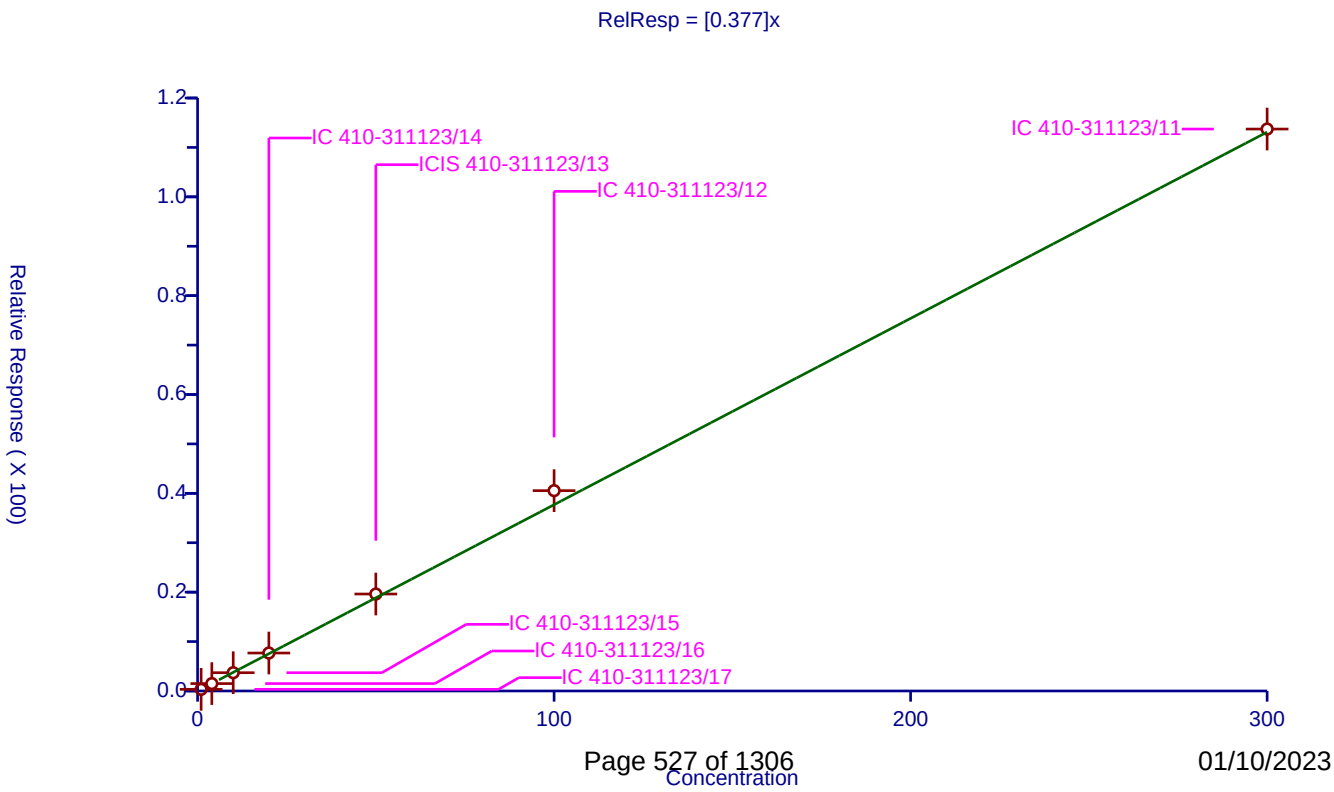

Calibration / 1,1-Dichloropropene

Curve Type:	Average
Weighting:	Conc_Sq
Origin:	Force
Dependency:	Response
Calib Mode:	ISTD
Response Base:	AREA
RF Rounding:	0

Curve Coefficients

Intercept:	0
Slope:	0.4197

Error Coefficients

Standard Error:	1560000
Relative Standard Error:	4.8
Correlation Coefficient:	1.000
Coefficient of Determination (Adjusted):	0.997

ID	Level	Concentration	Rel. Resp.	IS Amount	IS Response	RRF	Used
1	IC 410-311123/17	1.0	0.395567	50.0	1396224.0	0.395567	Y
2	IC 410-311123/16	4.0	1.80528	50.0	1351563.0	0.45132	Y
3	IC 410-311123/15	10.0	3.991802	50.0	1411017.0	0.39918	Y
4	IC 410-311123/14	20.0	8.484709	50.0	1391350.0	0.424235	Y
5	ICIS 410-311123/13	50.0	21.283623	50.0	1392317.0	0.425672	Y
6	IC 410-311123/12	100.0	43.546704	50.0	1410907.0	0.435467	Y
7	IC 410-311123/11	300.0	121.976921	50.0	1460539.0	0.40659	Y

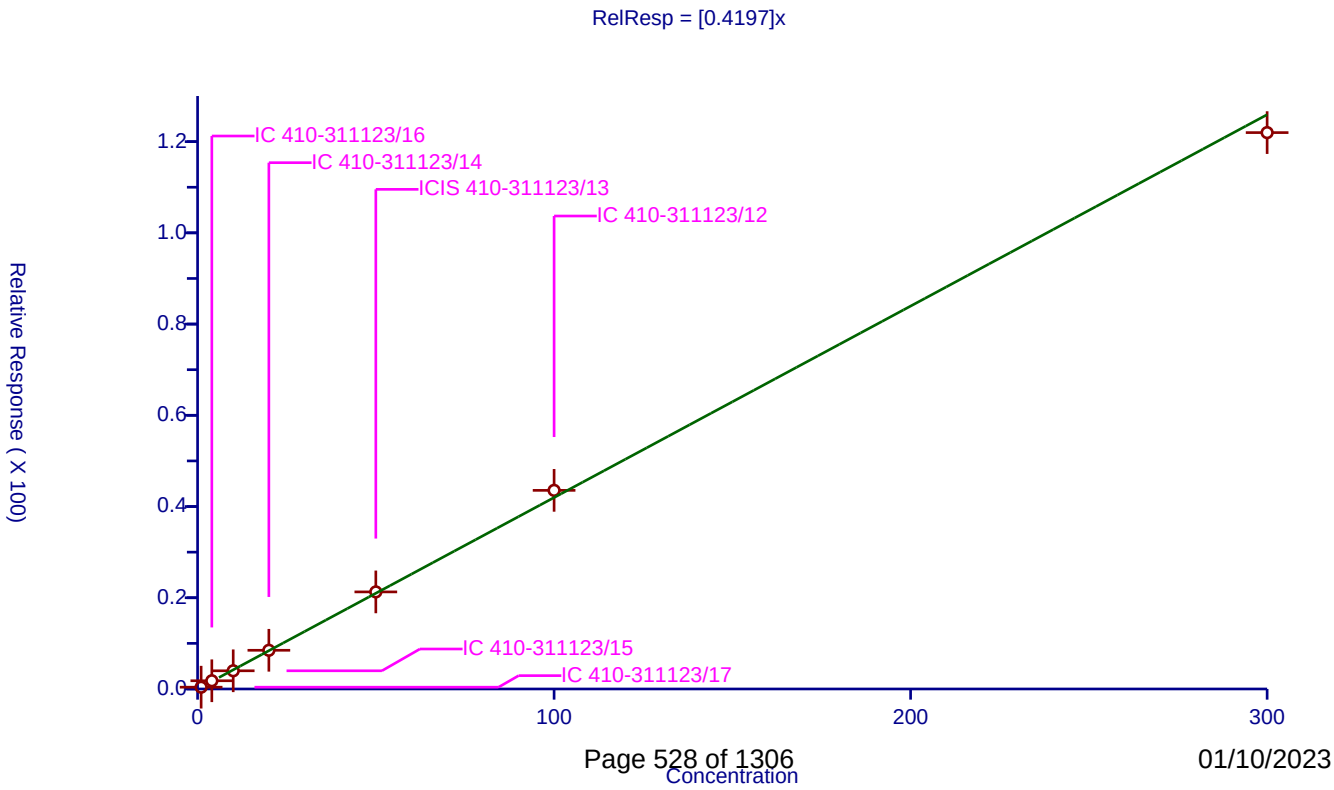

Calibration / Isobutyl alcohol

Curve Type:	Average
Weighting:	Conc_Sq
Origin:	Force
Dependency:	Response
Calib Mode:	ISTD
Response Base:	AREA
RF Rounding:	0

Curve Coefficients

Intercept:	0
Slope:	0.3325

Error Coefficients

Standard Error:	1600000
Relative Standard Error:	2.5
Correlation Coefficient:	1.000
Coefficient of Determination (Adjusted):	0.999

ID	Level	Concentration	Rel. Resp.	IS Amount	IS Response	RRF	Used
1	IC 410-311123/17	50.0	17.364389	250.0	601720.0	0.347288	Y
2	IC 410-311123/16	200.0	66.806142	250.0	723545.0	0.334031	Y
3	IC 410-311123/15	250.0	80.505024	250.0	751450.0	0.32202	Y
4	IC 410-311123/14	500.0	168.443087	250.0	750620.0	0.336886	Y
5	ICIS 410-311123/13	625.0	204.964004	250.0	746464.0	0.327942	Y
6	IC 410-311123/12	1250.0	415.186043	250.0	758183.0	0.332149	Y
7	IC 410-311123/11	3750.0	1226.302486	250.0	739202.0	0.327014	Y

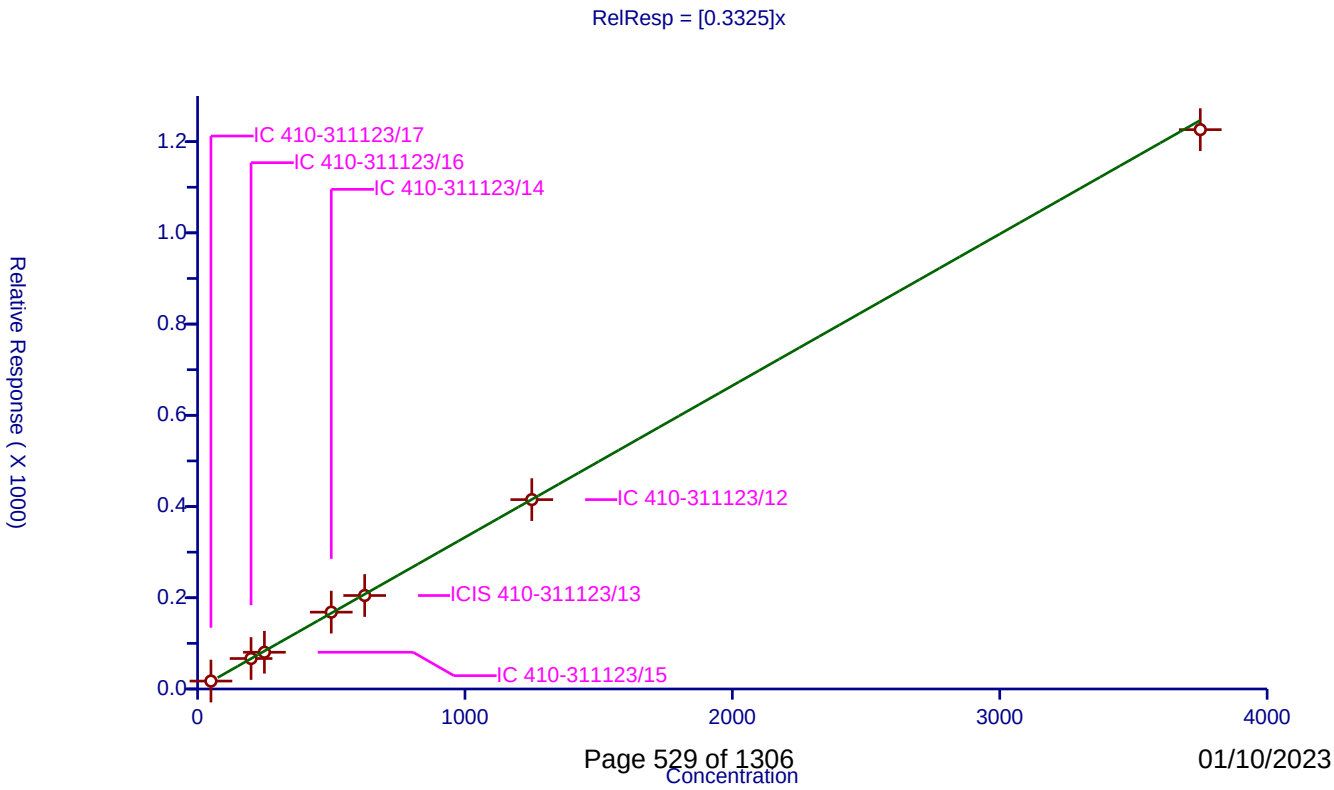

Calibration / 1,2-Dichloroethane-d4 (Surr)

Curve Type:	Average
Weighting:	Conc_Sq
Origin:	Force
Dependency:	Response
Calib Mode:	ISTD
Response Base:	AREA
RF Rounding:	0

Curve Coefficients

Intercept:	0
Slope:	0.06201

Error Coefficients

Standard Error:	94000
Relative Standard Error:	1.7
Correlation Coefficient:	0.00000000000000000000
Coefficient of Determination (Adjusted):	0.000000000000000111

ID	Level	Concentration	Rel. Resp.	IS Amount	IS Response	RRF	Used
1	IC 410-311123/11	50.0	3.13042	50.0	1460539.0	0.062608	Y
2	IC 410-311123/12	50.0	3.077701	50.0	1410907.0	0.061554	Y
3	ICIS 410-311123/13	50.0	3.138545	50.0	1392317.0	0.062771	Y
4	IC 410-311123/14	50.0	3.049808	50.0	1391350.0	0.060996	Y
5	IC 410-311123/15	50.0	3.181677	50.0	1411017.0	0.063634	Y
6	IC 410-311123/16	50.0	3.026274	50.0	1351563.0	0.060525	Y
7	IC 410-311123/17	50.0	3.100362	50.0	1396224.0	0.062007	Y

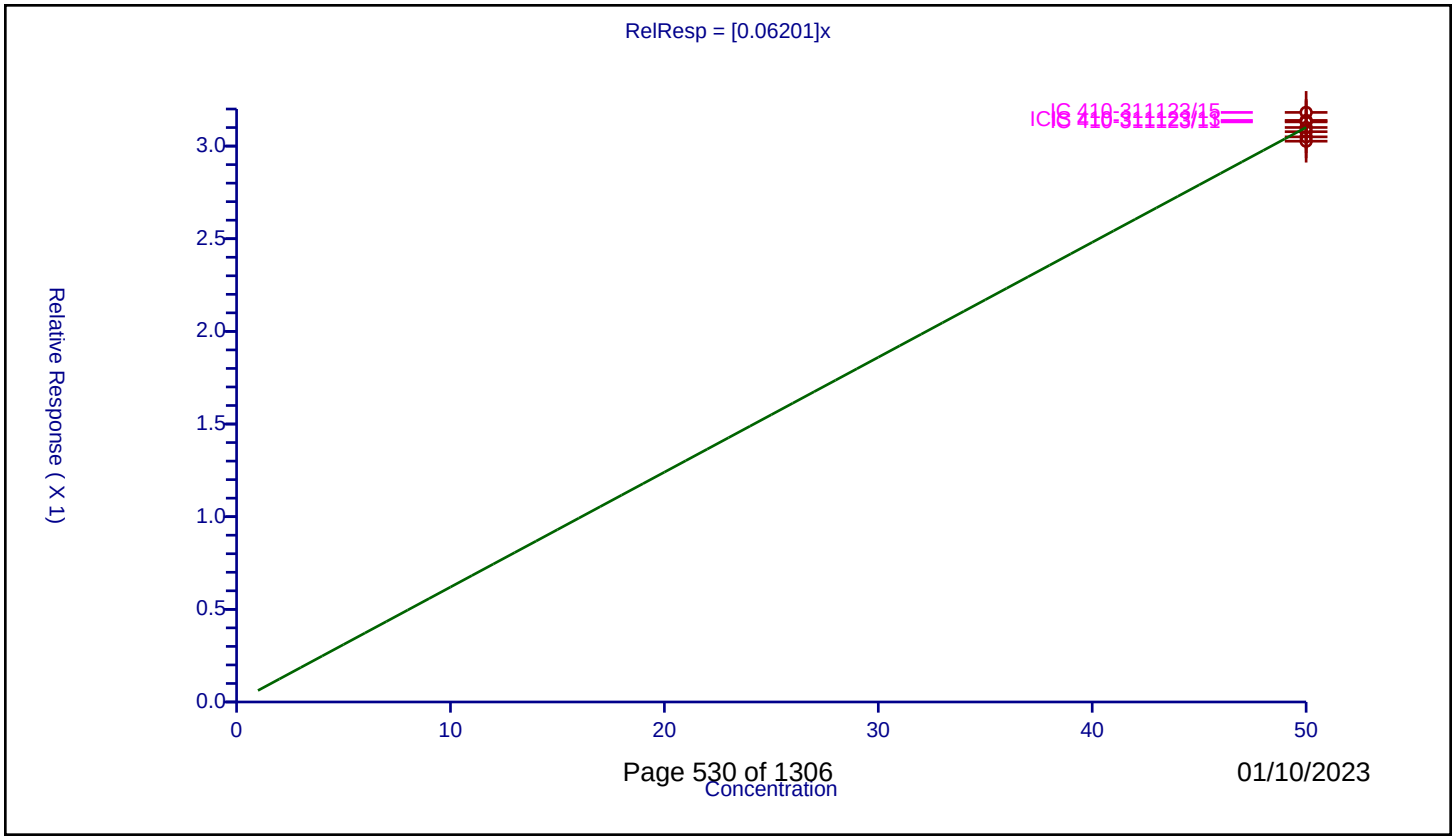

Calibration / Benzene

Curve Type:	Average
Weighting:	Conc_Sq
Origin:	Force
Dependency:	Response
Calib Mode:	ISTD
Response Base:	AREA
RF Rounding:	0

Curve Coefficients

Intercept:	0
Slope:	1.225

Error Coefficients

Standard Error:	4570000
Relative Standard Error:	2.6
Correlation Coefficient:	1.000
Coefficient of Determination (Adjusted):	0.999

ID	Level	Concentration	Rel. Resp.	IS Amount	IS Response	RRF	Used
1	IC 410-311123/17	1.0	1.205501	50.0	1396224.0	1.205501	Y
2	IC 410-311123/16	4.0	4.814056	50.0	1351563.0	1.203514	Y
3	IC 410-311123/15	10.0	12.001167	50.0	1411017.0	1.200117	Y
4	IC 410-311123/14	20.0	25.090308	50.0	1391350.0	1.254515	Y
5	ICIS 410-311123/13	50.0	62.711078	50.0	1392317.0	1.254222	Y
6	IC 410-311123/12	100.0	126.453551	50.0	1410907.0	1.264536	Y
7	IC 410-311123/11	300.0	357.517601	50.0	1460539.0	1.191725	Y

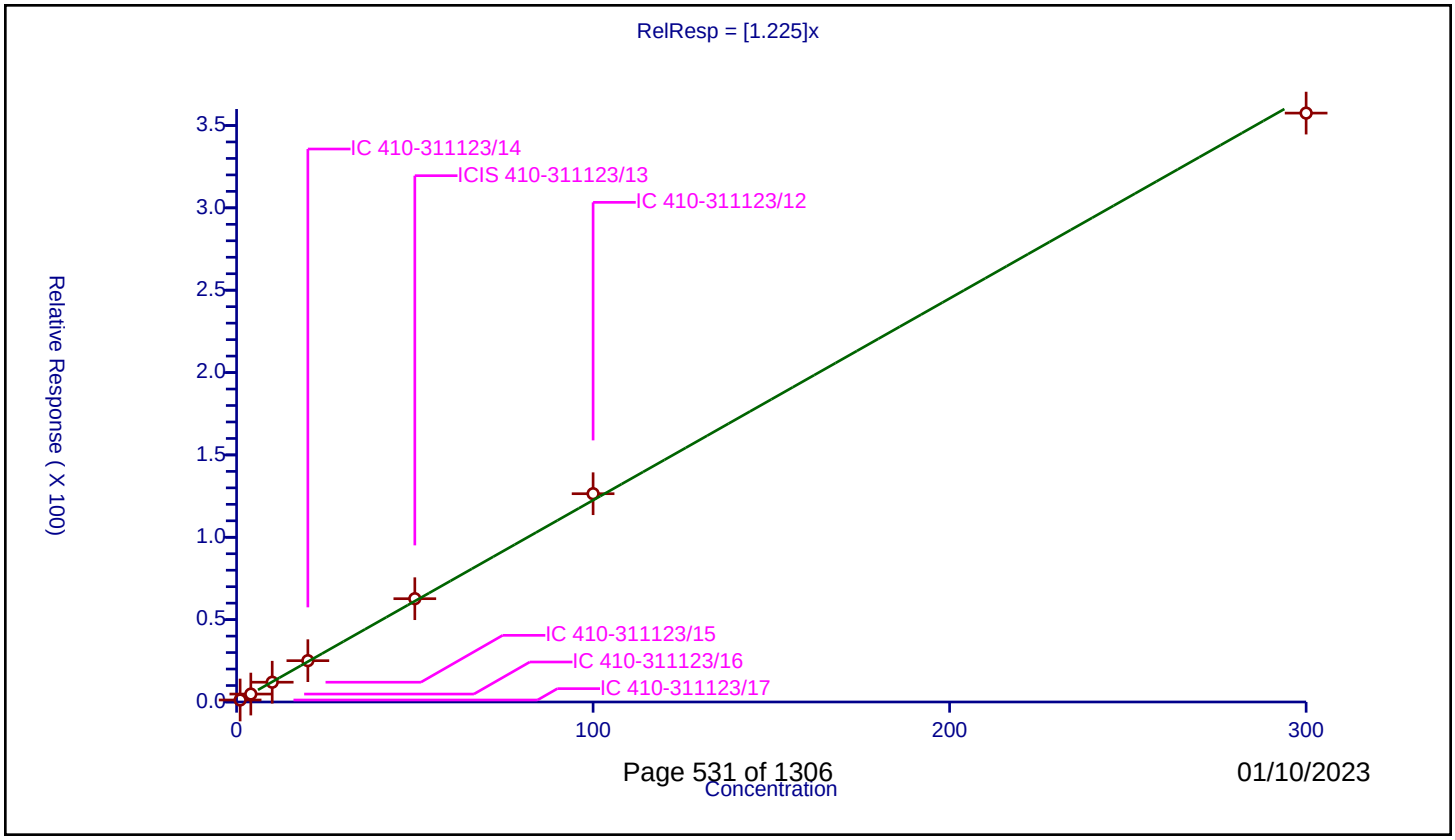

Calibration / 1,2-Dichloroethane

Curve Type:	Average
Weighting:	Conc_Sq
Origin:	Force
Dependency:	Response
Calib Mode:	ISTD
Response Base:	AREA
RF Rounding:	0

Curve Coefficients

Intercept:	0
Slope:	0.3772

Error Coefficients

Standard Error:	1420000
Relative Standard Error:	1.9
Correlation Coefficient:	1.000
Coefficient of Determination (Adjusted):	1.000

ID	Level	Concentration	Rel. Resp.	IS Amount	IS Response	RRF	Used
1	IC 410-311123/17	1.0	0.372648	50.0	1396224.0	0.372648	Y
2	IC 410-311123/16	4.0	1.474256	50.0	1351563.0	0.368564	Y
3	IC 410-311123/15	10.0	3.836984	50.0	1411017.0	0.383698	Y
4	IC 410-311123/14	20.0	7.478205	50.0	1391350.0	0.37391	Y
5	ICIS 410-311123/13	50.0	19.209239	50.0	1392317.0	0.384185	Y
6	IC 410-311123/12	100.0	38.600631	50.0	1410907.0	0.386006	Y
7	IC 410-311123/11	300.0	111.459776	50.0	1460539.0	0.371533	Y

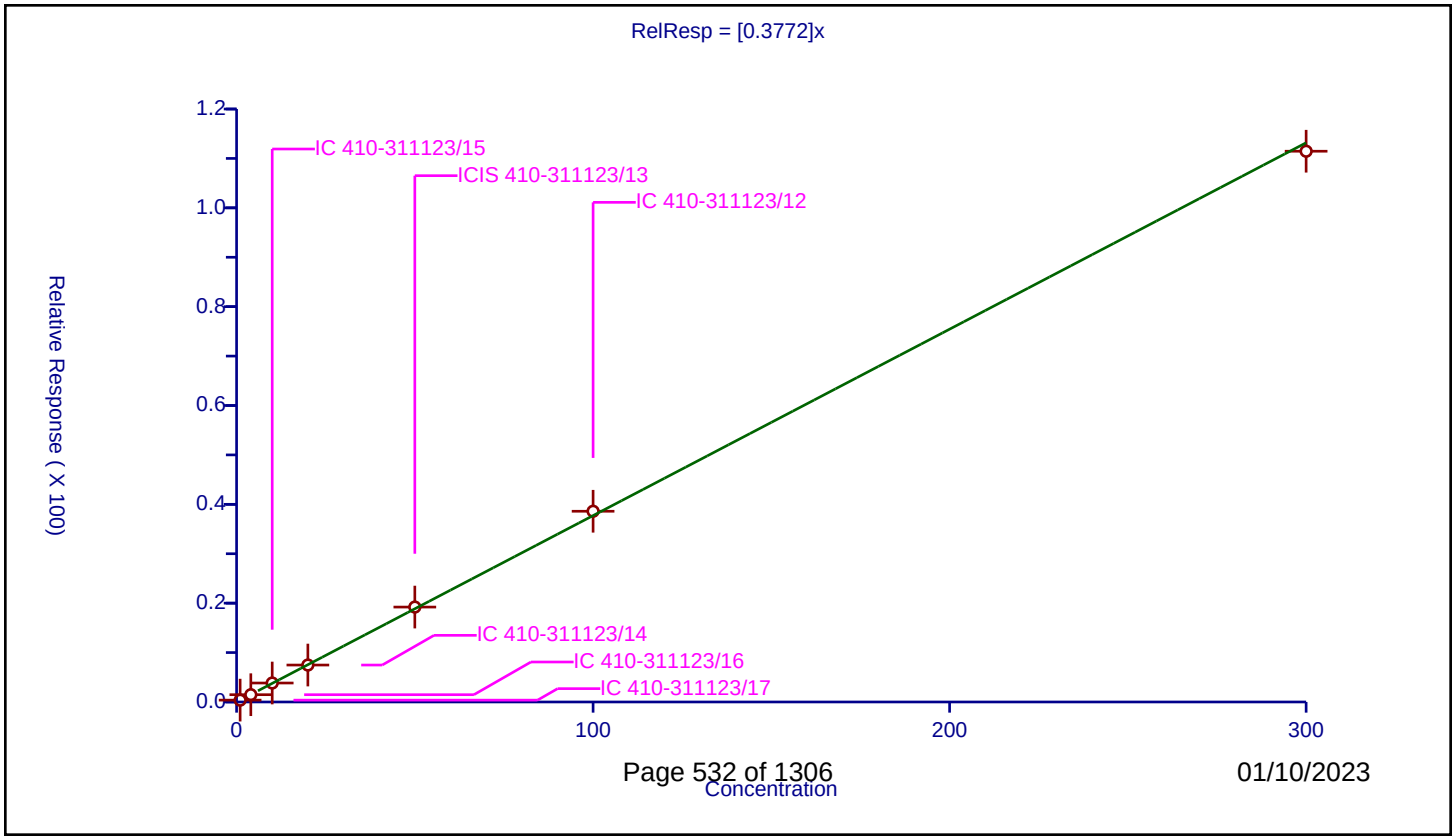

Calibration / Tert-amyl methyl ether

Curve Type:	Average
Weighting:	Conc_Sq
Origin:	Force
Dependency:	Response
Calib Mode:	ISTD
Response Base:	AREA
RF Rounding:	0

Curve Coefficients

Intercept:	0
Slope:	0.9597

Error Coefficients

Standard Error:	3730000
Relative Standard Error:	3.4
Correlation Coefficient:	1.000
Coefficient of Determination (Adjusted):	0.999

ID	Level	Concentration	Rel. Resp.	IS Amount	IS Response	RRF	Used
1	IC 410-311123/17	1.0	0.90204	50.0	1396224.0	0.90204	Y
2	IC 410-311123/16	4.0	3.791573	50.0	1351563.0	0.947893	Y
3	IC 410-311123/15	10.0	9.391666	50.0	1411017.0	0.939167	Y
4	IC 410-311123/14	20.0	19.418658	50.0	1391350.0	0.970933	Y
5	ICIS 410-311123/13	50.0	49.141216	50.0	1392317.0	0.982824	Y
6	IC 410-311123/12	100.0	99.717841	50.0	1410907.0	0.997178	Y
7	IC 410-311123/11	300.0	293.347456	50.0	1460539.0	0.977825	Y

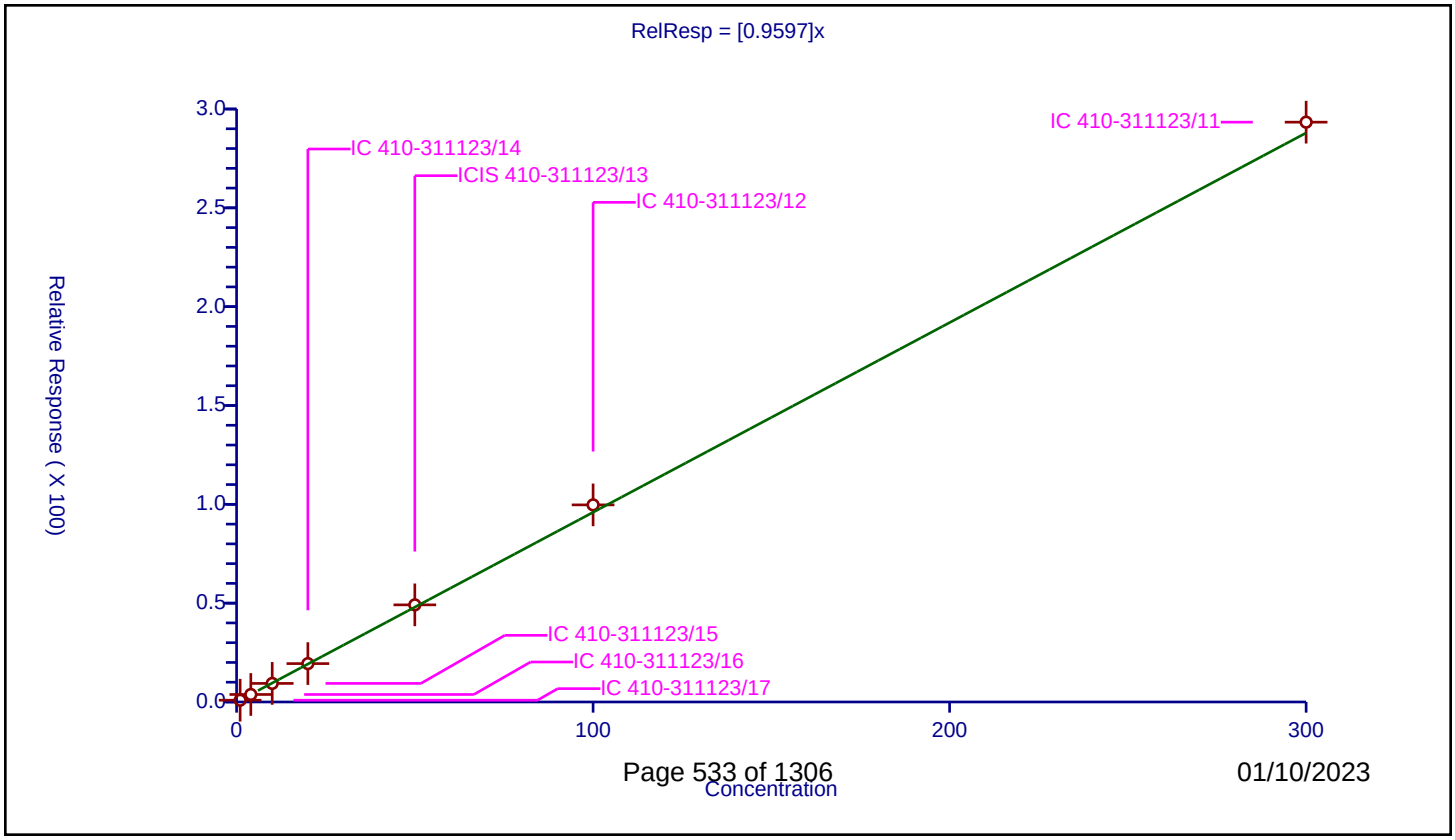

Calibration / n-Heptane

Curve Type:	Average
Weighting:	Conc_Sq
Origin:	Force
Dependency:	Response
Calib Mode:	ISTD
Response Base:	AREA
RF Rounding:	0

Curve Coefficients

Intercept:	0
Slope:	0.3818

Error Coefficients

Standard Error:	1160000
Relative Standard Error:	13.2
Correlation Coefficient:	0.988
Coefficient of Determination (Adjusted):	0.977

ID	Level	Concentration	Rel. Resp.	IS Amount	IS Response	RRF	Used
1	IC 410-311123/17	1.0	0.457591	50.0	1396224.0	0.457591	Y
2	IC 410-311123/16	4.0	1.501373	50.0	1351563.0	0.375343	Y
3	IC 410-311123/15	10.0	3.587306	50.0	1411017.0	0.358731	Y
4	IC 410-311123/14	20.0	8.007798	50.0	1391350.0	0.40039	Y
5	ICIS 410-311123/13	50.0	19.650733	50.0	1392317.0	0.393015	Y
6	IC 410-311123/12	100.0	39.672459	50.0	1410907.0	0.396725	Y
7	IC 410-311123/11	300.0	87.203765	50.0	1460539.0	0.290679	Y

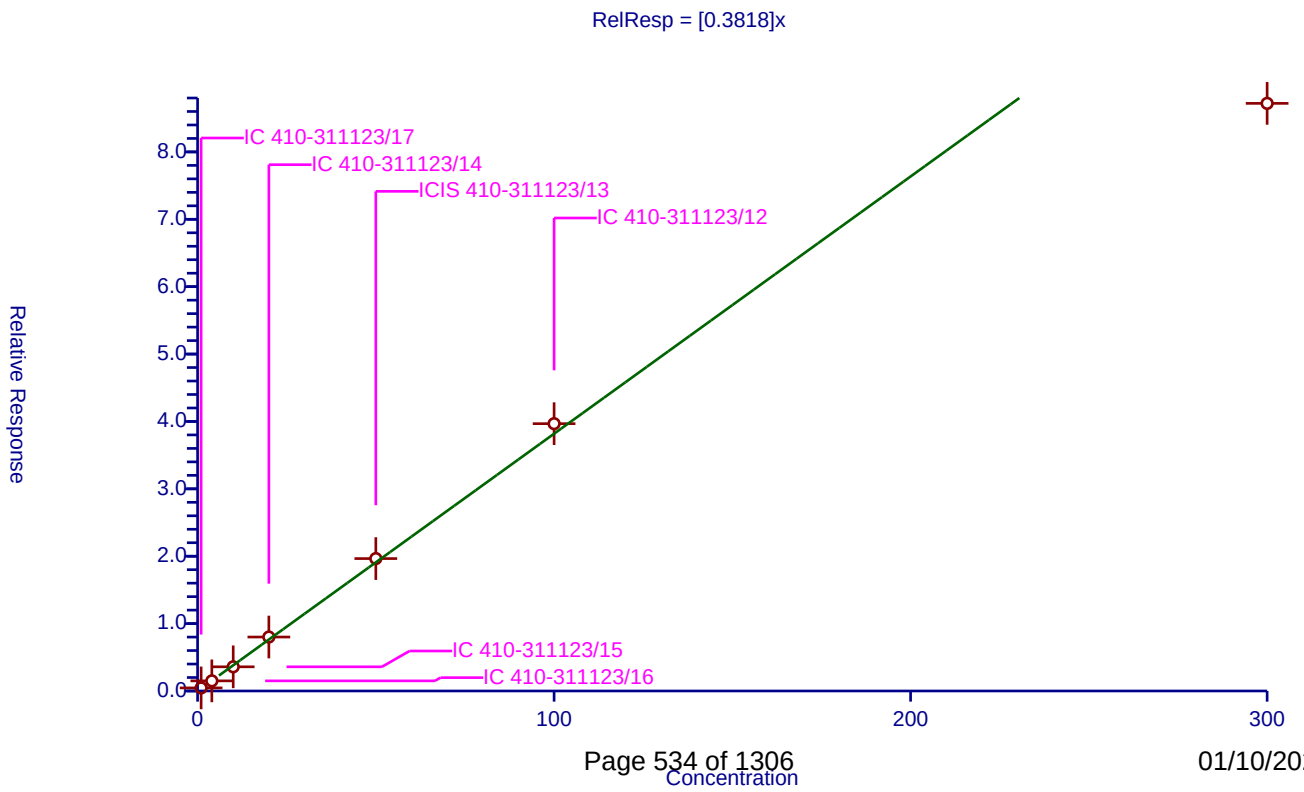

Calibration / n-Butanol

Curve Type:	Average
Weighting:	Conc_Sq
Origin:	Force
Dependency:	Response
Calib Mode:	ISTD
Response Base:	AREA
RF Rounding:	0

Curve Coefficients

Intercept:	0
Slope:	0.2873

Error Coefficients

Standard Error:	1420000
Relative Standard Error:	2.6
Correlation Coefficient:	0.999
Coefficient of Determination (Adjusted):	0.999

ID	Level	Concentration	Rel. Resp.	IS Amount	IS Response	RRF	Used
1	IC 410-311123/17	87.5	24.242588	250.0	601720.0	0.277058	Y
2	IC 410-311123/16	350.0	100.489949	250.0	723545.0	0.287114	Y
3	IC 410-311123/15	375.0	104.762459	250.0	751450.0	0.279367	Y
4	ICIS 410-311123/13	625.0	184.883665	250.0	746464.0	0.295814	Y
5	IC 410-311123/14	750.0	221.925875	250.0	750620.0	0.295901	Y
6	IC 410-311123/12	1250.0	363.592299	250.0	758183.0	0.290874	Y
7	IC 410-311123/11	3750.0	1068.15221	250.0	739202.0	0.284841	Y

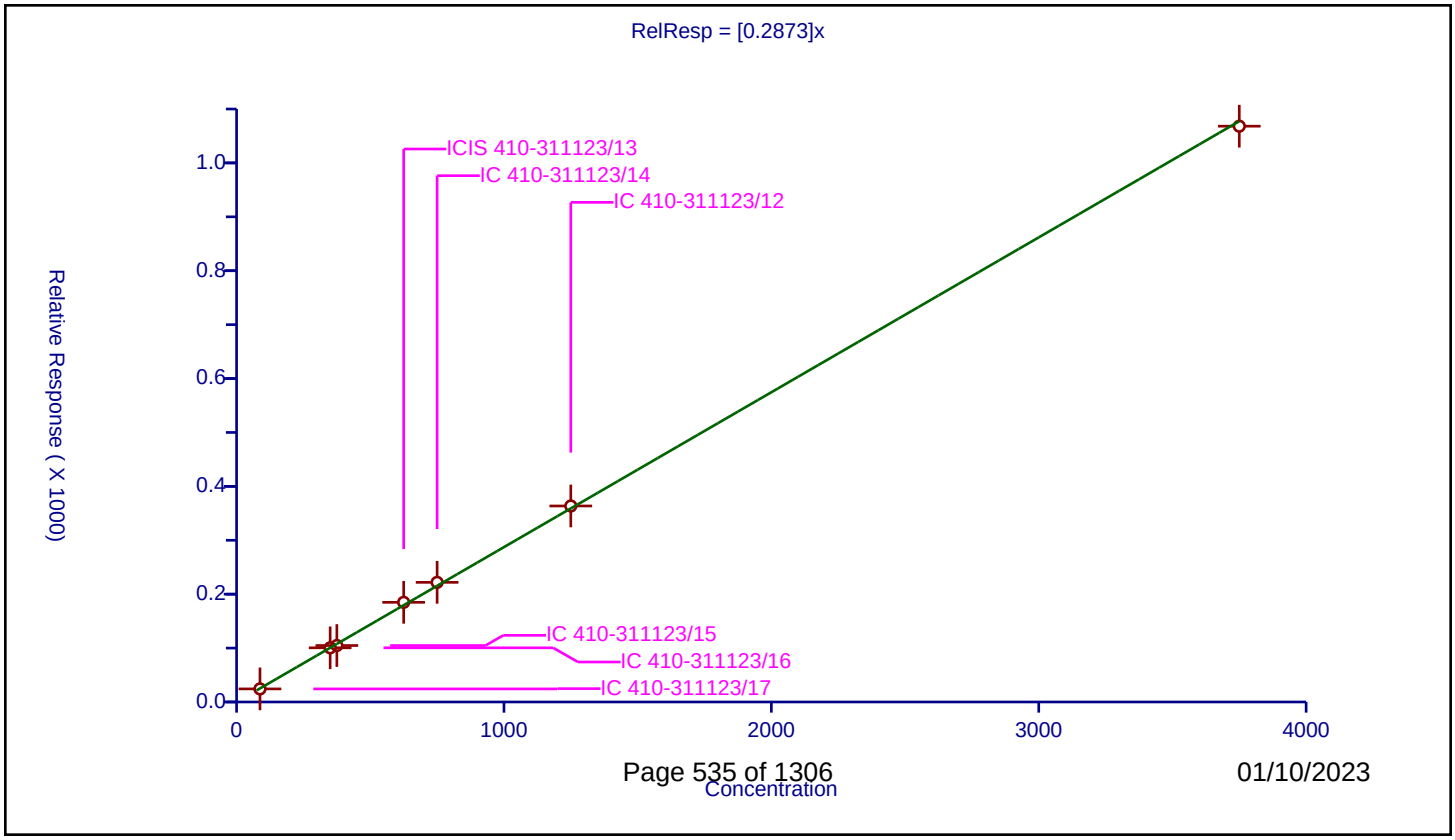

Calibration / Trichloroethene

Curve Type:	Average
Weighting:	Conc_Sq
Origin:	Force
Dependency:	Response
Calib Mode:	ISTD
Response Base:	AREA
RF Rounding:	0

Curve Coefficients

Intercept:	0
Slope:	0.2973

Error Coefficients

Standard Error:	1130000
Relative Standard Error:	3.6
Correlation Coefficient:	1.000
Coefficient of Determination (Adjusted):	0.999

ID	Level	Concentration	Rel. Resp.	IS Amount	IS Response	RRF	Used
1	IC 410-311123/17	1.0	0.279253	50.0	1396224.0	0.279253	Y
2	IC 410-311123/16	4.0	1.219255	50.0	1351563.0	0.304814	Y
3	IC 410-311123/15	10.0	2.900993	50.0	1411017.0	0.290099	Y
4	IC 410-311123/14	20.0	5.911165	50.0	1391350.0	0.295558	Y
5	ICIS 410-311123/13	50.0	15.26197	50.0	1392317.0	0.305239	Y
6	IC 410-311123/12	100.0	31.060977	50.0	1410907.0	0.31061	Y
7	IC 410-311123/11	300.0	88.7281	50.0	1460539.0	0.29576	Y

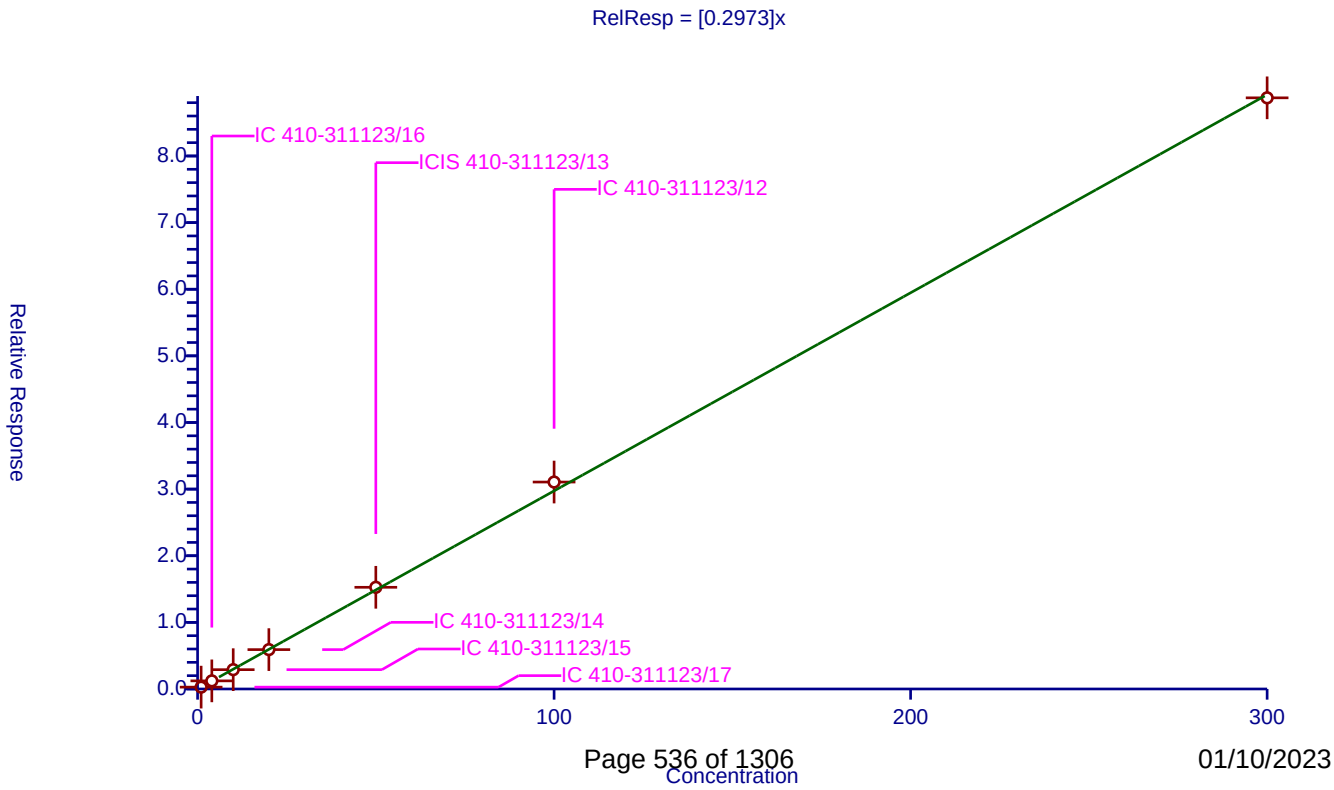

Calibration / Methylcyclohexane

Curve Type:	Average
Weighting:	Conc_Sq
Origin:	Force
Dependency:	Response
Calib Mode:	ISTD
Response Base:	AREA
RF Rounding:	0

Curve Coefficients

Intercept:	0
Slope:	0.5063

Error Coefficients

Standard Error:	1740000
Relative Standard Error:	8.0
Correlation Coefficient:	0.996
Coefficient of Determination (Adjusted):	0.993

ID	Level	Concentration	Rel. Resp.	IS Amount	IS Response	RRF	Used
1	IC 410-311123/17	1.0	0.456445	50.0	1396224.0	0.456445	Y
2	IC 410-311123/16	4.0	2.096018	50.0	1351563.0	0.524004	Y
3	IC 410-311123/15	10.0	5.059365	50.0	1411017.0	0.505936	Y
4	IC 410-311123/14	20.0	10.673914	50.0	1391350.0	0.533696	Y
5	ICIS 410-311123/13	50.0	26.493643	50.0	1392317.0	0.529873	Y
6	IC 410-311123/12	100.0	54.955748	50.0	1410907.0	0.549557	Y
7	IC 410-311123/11	300.0	133.448473	50.0	1460539.0	0.444828	Y

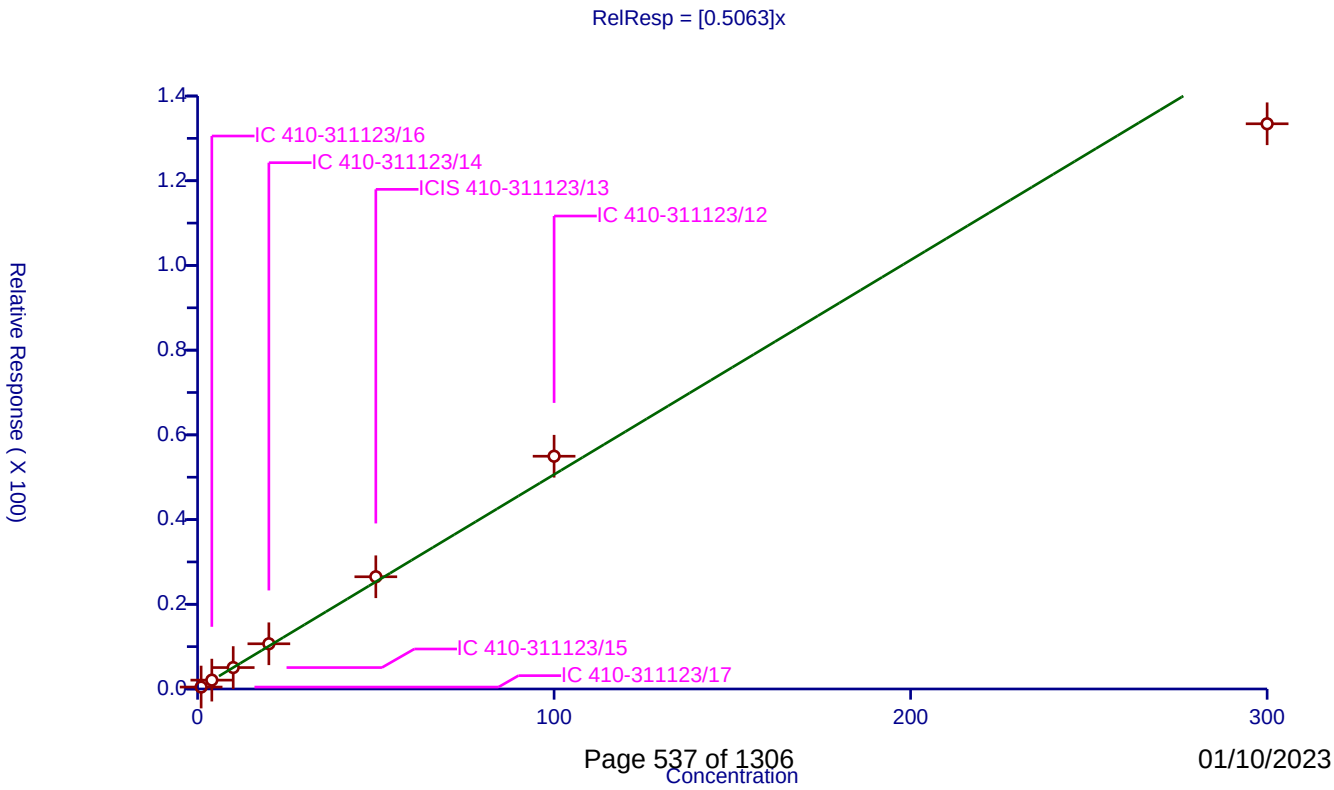

Calibration / 1,2-Dichloropropane

Curve Type:	Average
Weighting:	Conc_Sq
Origin:	Force
Dependency:	Response
Calib Mode:	ISTD
Response Base:	AREA
RF Rounding:	0

Curve Coefficients

Intercept:	0
Slope:	0.323

Error Coefficients

Standard Error:	1230000
Relative Standard Error:	2.8
Correlation Coefficient:	1.000
Coefficient of Determination (Adjusted):	0.999

ID	Level	Concentration	Rel. Resp.	IS Amount	IS Response	RRF	Used
1	IC 410-311123/17	1.0	0.31424	50.0	1396224.0	0.31424	Y
2	IC 410-311123/16	4.0	1.289137	50.0	1351563.0	0.322284	Y
3	IC 410-311123/15	10.0	3.097092	50.0	1411017.0	0.309709	Y
4	IC 410-311123/14	20.0	6.534984	50.0	1391350.0	0.326749	Y
5	ICIS 410-311123/13	50.0	16.491467	50.0	1392317.0	0.329829	Y
6	IC 410-311123/12	100.0	33.573793	50.0	1410907.0	0.335738	Y
7	IC 410-311123/11	300.0	96.705976	50.0	1460539.0	0.322353	Y

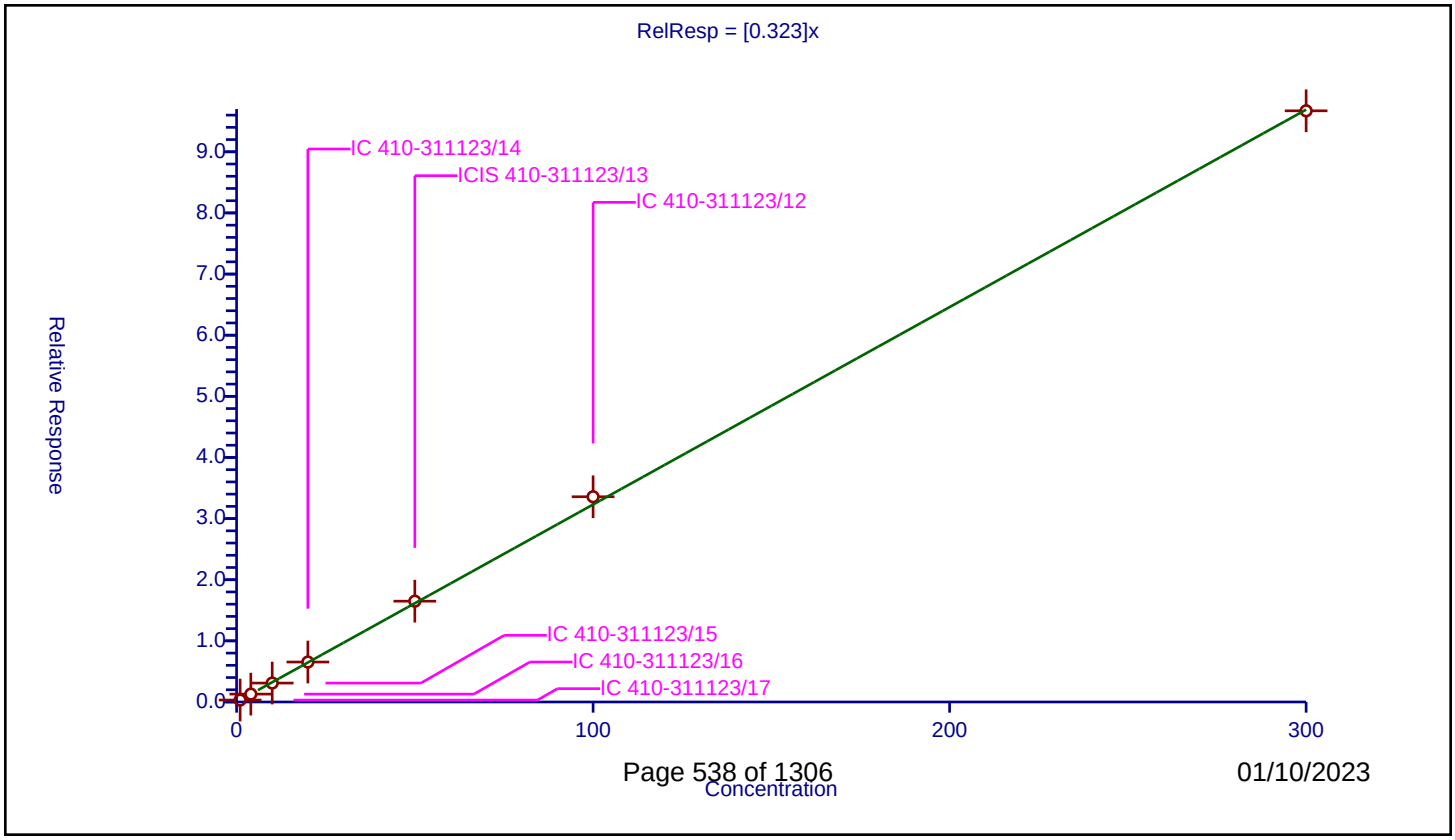

Calibration / 2-ethoxy-2-methyl butane

Curve Type:	Average
Weighting:	Conc_Sq
Origin:	Force
Dependency:	Response
Calib Mode:	ISTD
Response Base:	AREA
RF Rounding:	0

Curve Coefficients

Intercept:	0
Slope:	0.438

Error Coefficients

Standard Error:	1740000
Relative Standard Error:	4.2
Correlation Coefficient:	1.000
Coefficient of Determination (Adjusted):	0.998

ID	Level	Concentration	Rel. Resp.	IS Amount	IS Response	RRF	Used
1	IC 410-311123/17	1.0	0.408566	50.0	1396224.0	0.408566	Y
2	IC 410-311123/16	4.0	1.726631	50.0	1351563.0	0.431658	Y
3	IC 410-311123/15	10.0	4.244917	50.0	1411017.0	0.424492	Y
4	IC 410-311123/14	20.0	8.763539	50.0	1391350.0	0.438177	Y
5	ICIS 410-311123/13	50.0	22.224967	50.0	1392317.0	0.444499	Y
6	IC 410-311123/12	100.0	46.085036	50.0	1410907.0	0.46085	Y
7	IC 410-311123/11	300.0	137.299278	50.0	1460539.0	0.457664	Y

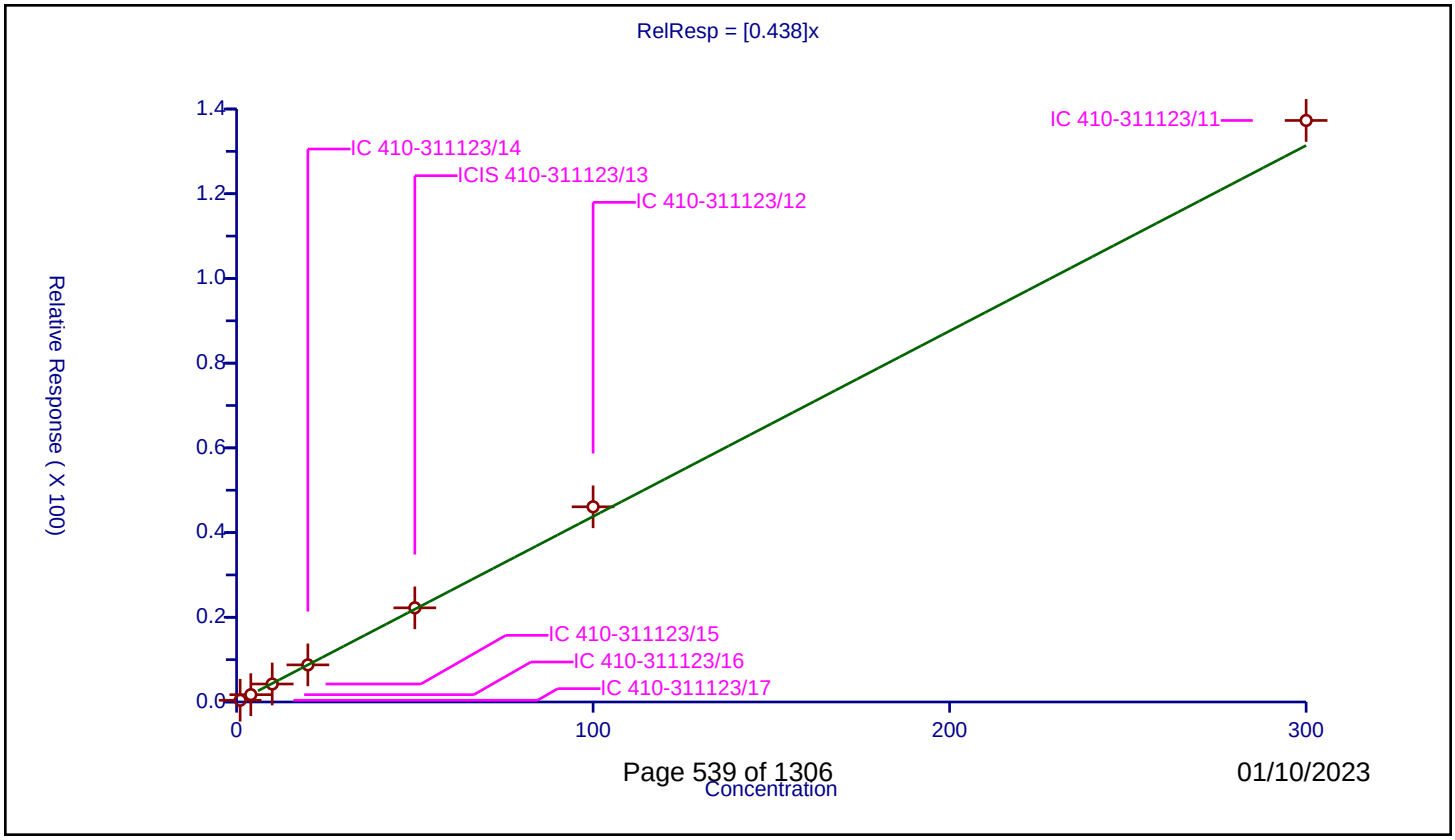

Calibration / Dibromomethane

Curve Type:	Average
Weighting:	Conc_Sq
Origin:	Force
Dependency:	Response
Calib Mode:	ISTD
Response Base:	AREA
RF Rounding:	0

Curve Coefficients

Intercept:	0
Slope:	0.1901

Error Coefficients

Standard Error:	709000
Relative Standard Error:	5.2
Correlation Coefficient:	1.000
Coefficient of Determination (Adjusted):	0.997

ID	Level	Concentration	Rel. Resp.	IS Amount	IS Response	RRF	Used
1	IC 410-311123/17	1.0	0.210783	50.0	1396224.0	0.210783	Y
2	IC 410-311123/16	4.0	0.734039	50.0	1351563.0	0.18351	Y
3	IC 410-311123/15	10.0	1.834174	50.0	1411017.0	0.183417	Y
4	IC 410-311123/14	20.0	3.678693	50.0	1391350.0	0.183935	Y
5	ICIS 410-311123/13	50.0	9.625143	50.0	1392317.0	0.192503	Y
6	IC 410-311123/12	100.0	19.091372	50.0	1410907.0	0.190914	Y
7	IC 410-311123/11	300.0	55.612072	50.0	1460539.0	0.185374	Y

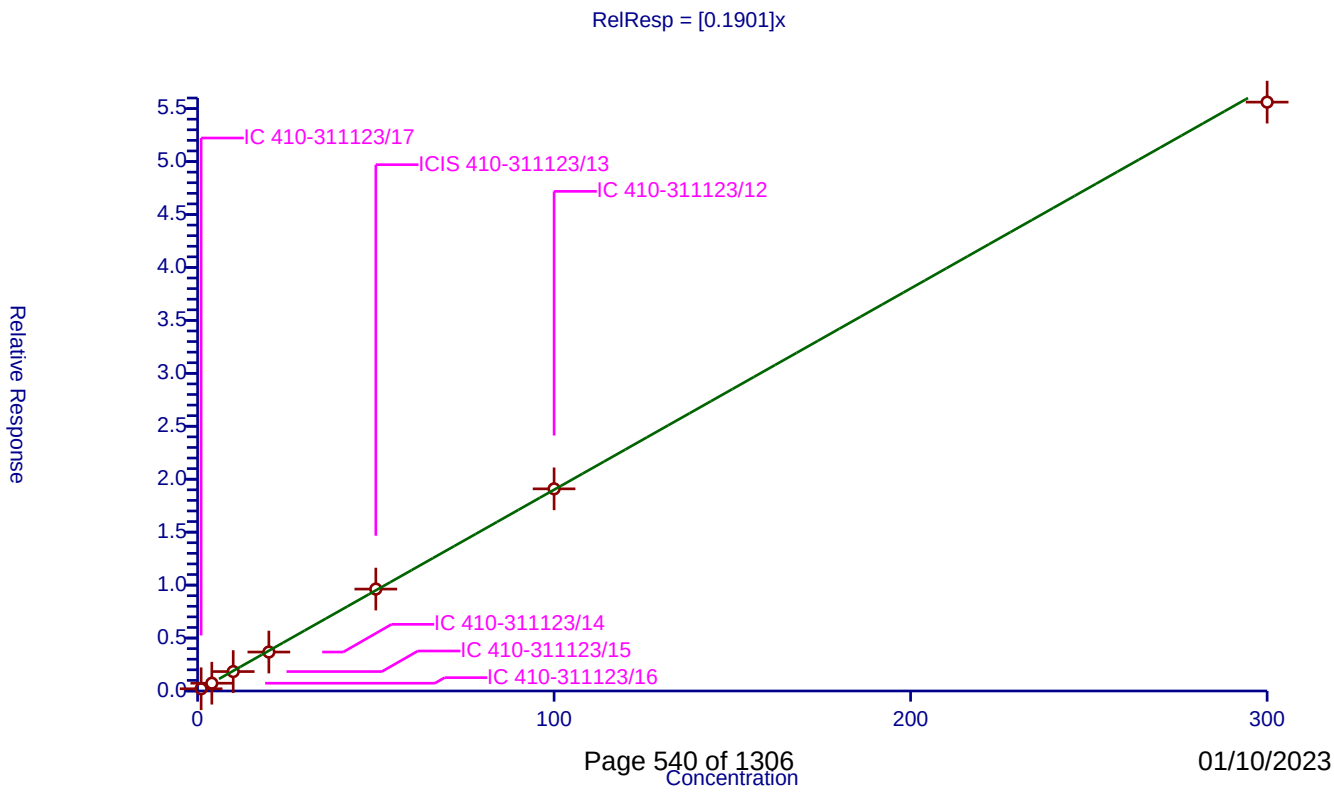

Calibration / Methyl methacrylate

Curve Type:	Average
Weighting:	Conc_Sq
Origin:	Force
Dependency:	Response
Calib Mode:	ISTD
Response Base:	AREA
RF Rounding:	0

Curve Coefficients

Intercept:	0
Slope:	0.3123

Error Coefficients

Standard Error:	1160000
Relative Standard Error:	2.7
Correlation Coefficient:	1.000
Coefficient of Determination (Adjusted):	0.999

ID	Level	Concentration	Rel. Resp.	IS Amount	IS Response	RRF	Used
1	IC 410-311123/17	1.0	0.324053	50.0	1396224.0	0.324053	Y
2	IC 410-311123/16	4.0	1.256841	50.0	1351563.0	0.31421	Y
3	IC 410-311123/15	10.0	3.012969	50.0	1411017.0	0.301297	Y
4	IC 410-311123/14	20.0	6.140583	50.0	1391350.0	0.307029	Y
5	ICIS 410-311123/13	50.0	15.912504	50.0	1392317.0	0.31825	Y
6	IC 410-311123/12	100.0	31.758046	50.0	1410907.0	0.31758	Y
7	IC 410-311123/11	300.0	91.001507	50.0	1460539.0	0.303338	Y

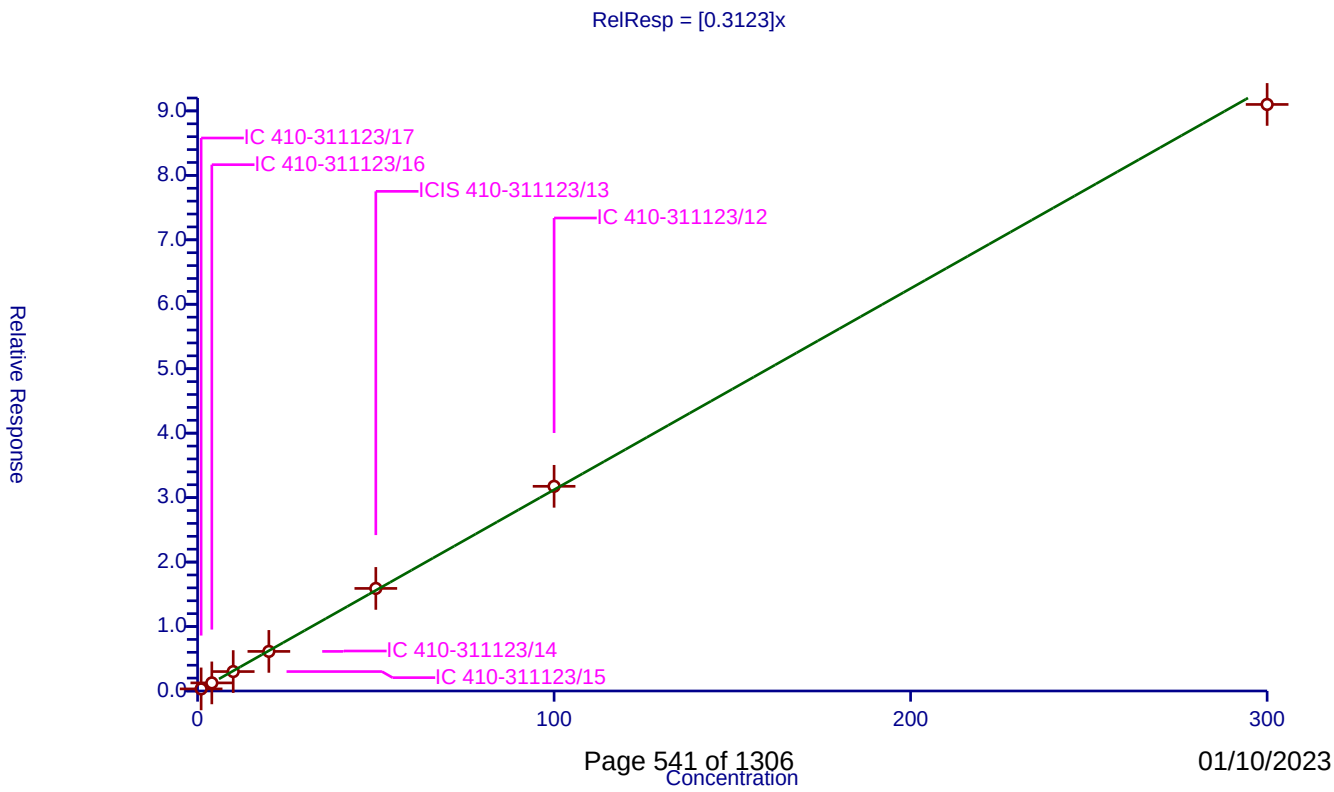

Calibration / 1,4-Dioxane

Curve Type:	Average
Weighting:	Conc_Sq
Origin:	Force
Dependency:	Response
Calib Mode:	ISTD
Response Base:	AREA
RF Rounding:	0

Curve Coefficients

Intercept:	0
Slope:	0.06755

Error Coefficients

Standard Error:	324000
Relative Standard Error:	8.3
Correlation Coefficient:	0.999
Coefficient of Determination (Adjusted):	0.992

ID	Level	Concentration	Rel. Resp.	IS Amount	IS Response	RRF	Used
1	IC 410-311123/17	50.0	2.79532	250.0	601720.0	0.055906	Y
2	IC 410-311123/16	200.0	13.893745	250.0	723545.0	0.069469	Y
3	IC 410-311123/15	250.0	17.238339	250.0	751450.0	0.068953	Y
4	IC 410-311123/14	500.0	36.043204	250.0	750620.0	0.072086	Y
5	ICIS 410-311123/13	625.0	45.106328	250.0	746464.0	0.07217	Y
6	IC 410-311123/12	1250.0	86.016173	250.0	758183.0	0.068813	Y
7	IC 410-311123/11	3750.0	245.52558	250.0	739202.0	0.065473	Y

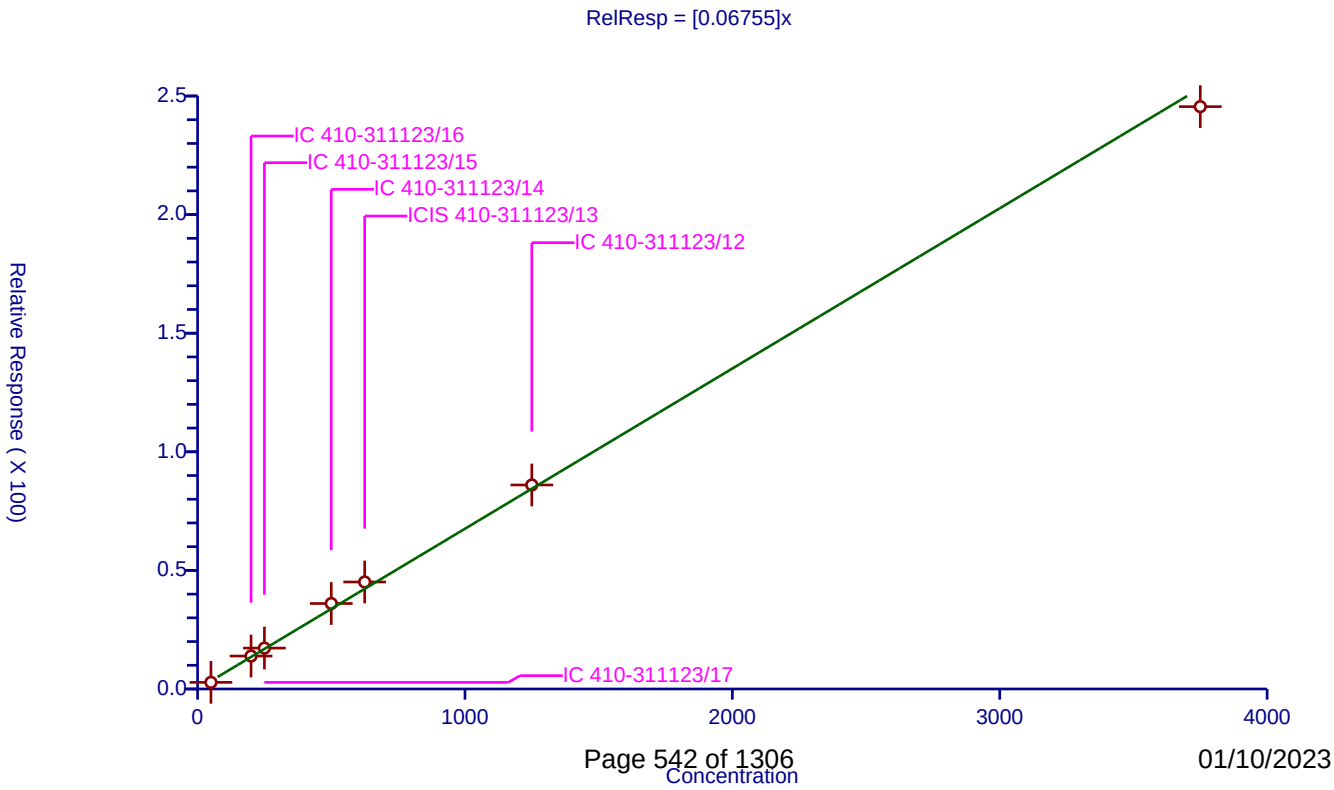

Calibration / Dichlorobromomethane

Curve Type:	Average
Weighting:	Conc_Sq
Origin:	Force
Dependency:	Response
Calib Mode:	ISTD
Response Base:	AREA
RF Rounding:	0

Curve Coefficients

Intercept:	0
Slope:	0.3558

Error Coefficients

Standard Error:	1370000
Relative Standard Error:	3.0
Correlation Coefficient:	1.000
Coefficient of Determination (Adjusted):	0.999

ID	Level	Concentration	Rel. Resp.	IS Amount	IS Response	RRF	Used
1	IC 410-311123/17	1.0	0.355853	50.0	1396224.0	0.355853	Y
2	IC 410-311123/16	4.0	1.439962	50.0	1351563.0	0.359991	Y
3	IC 410-311123/15	10.0	3.331356	50.0	1411017.0	0.333136	Y
4	IC 410-311123/14	20.0	7.106372	50.0	1391350.0	0.355319	Y
5	ICIS 410-311123/13	50.0	17.955537	50.0	1392317.0	0.359111	Y
6	IC 410-311123/12	100.0	36.714893	50.0	1410907.0	0.367149	Y
7	IC 410-311123/11	300.0	108.038573	50.0	1460539.0	0.360129	Y

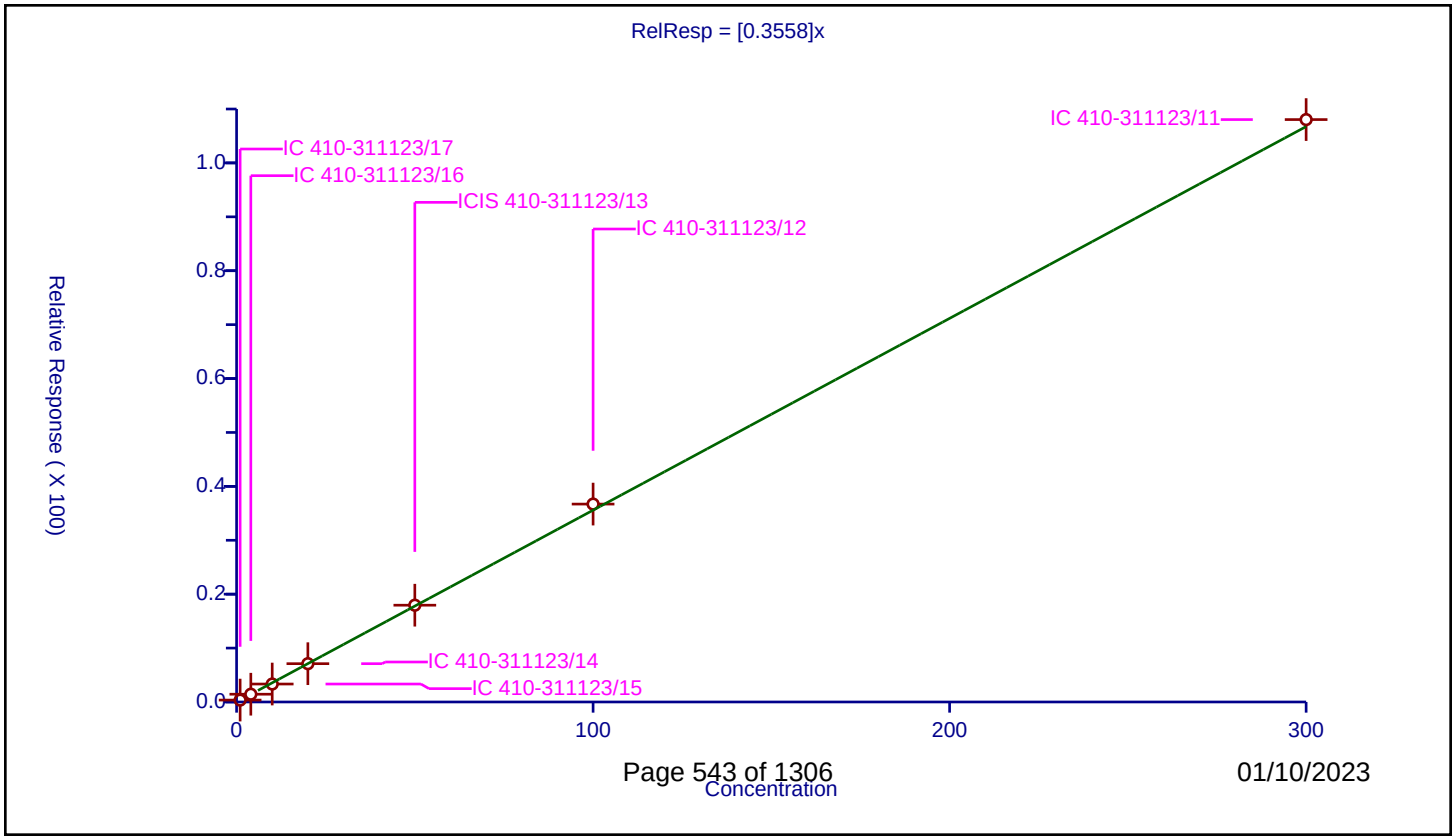

Calibration / 2-Nitropropane

Curve Type:	Average
Weighting:	Conc_Sq
Origin:	Force
Dependency:	Response
Calib Mode:	ISTD
Response Base:	AREA
RF Rounding:	0

Curve Coefficients

Intercept:	0
Slope:	1.393

Error Coefficients

Standard Error:	2750000
Relative Standard Error:	7.1
Correlation Coefficient:	1.000
Coefficient of Determination (Adjusted):	0.994

ID	Level	Concentration	Rel. Resp.	IS Amount	IS Response	RRF	Used
1	IC 410-311123/17	5.0	7.909825	250.0	601720.0	1.581965	Y
2	IC 410-311123/16	20.0	27.497944	250.0	723545.0	1.374897	Y
3	IC 410-311123/15	50.0	63.042451	250.0	751450.0	1.260849	Y
4	IC 410-311123/14	100.0	133.3874	250.0	750620.0	1.333874	Y
5	ICIS 410-311123/13	250.0	341.845688	250.0	746464.0	1.367383	Y
6	IC 410-311123/12	500.0	704.629357	250.0	758183.0	1.409259	Y
7	IC 410-311123/11	1500.0	2129.57588	250.0	739202.0	1.419717	Y

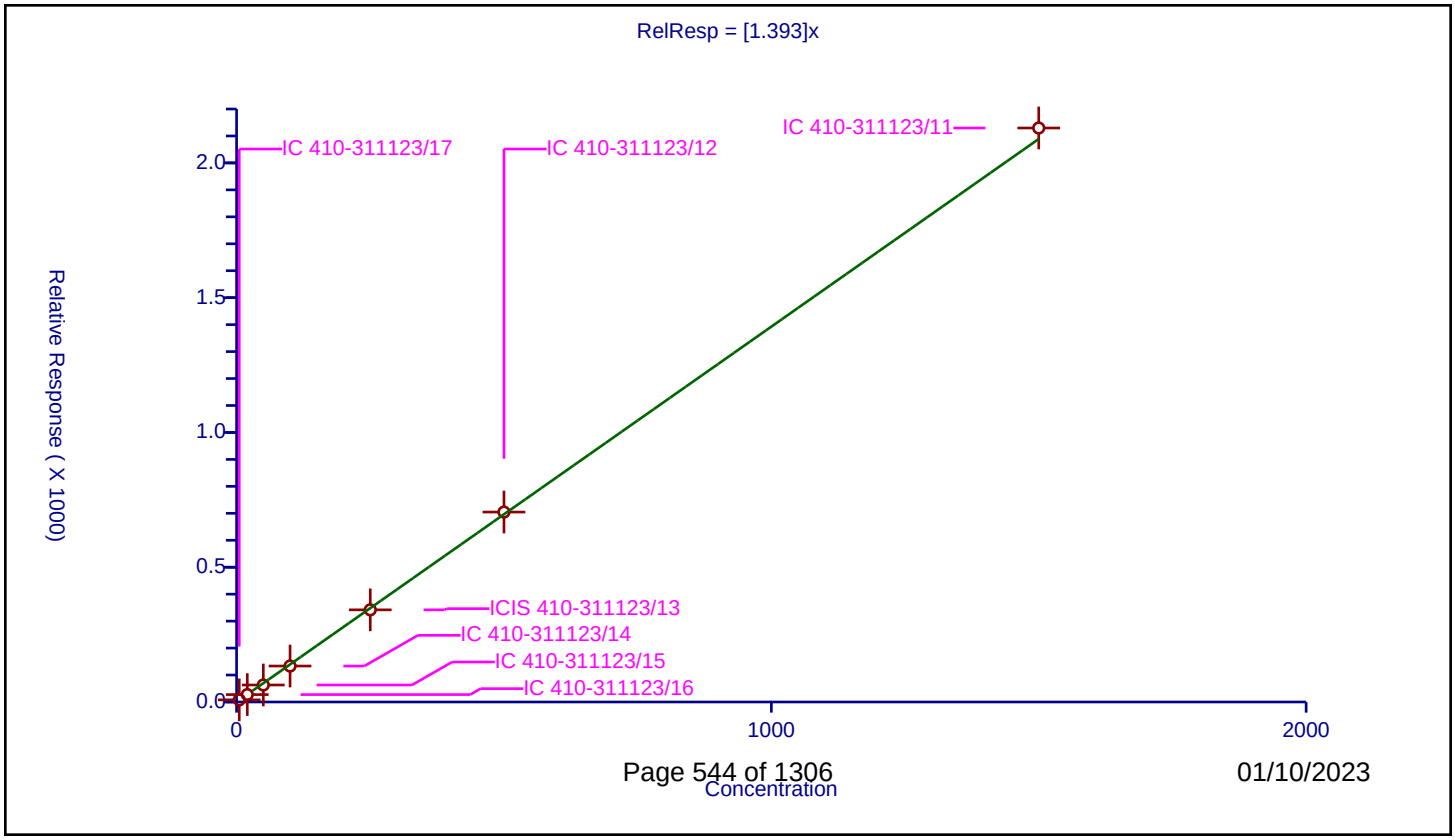

Calibration / 2-Chloroethyl vinyl ether

Curve Type:	Average
Weighting:	Conc_Sq
Origin:	Force
Dependency:	Response
Calib Mode:	ISTD
Response Base:	AREA
RF Rounding:	0

Curve Coefficients

Intercept:	0
Slope:	0.2366

Error Coefficients

Standard Error:	929000
Relative Standard Error:	6.3
Correlation Coefficient:	1.000
Coefficient of Determination (Adjusted):	0.996

ID	Level	Concentration	Rel. Resp.	IS Amount	IS Response	RRF	Used
1	IC 410-311123/17	1.0	0.228366	50.0	1396224.0	0.228366	Y
2	IC 410-311123/16	4.0	0.851422	50.0	1351563.0	0.212855	Y
3	IC 410-311123/15	10.0	2.266663	50.0	1411017.0	0.226666	Y
4	IC 410-311123/14	20.0	4.784921	50.0	1391350.0	0.239246	Y
5	ICIS 410-311123/13	50.0	12.747241	50.0	1392317.0	0.254945	Y
6	IC 410-311123/12	100.0	25.09074	50.0	1410907.0	0.250907	Y
7	IC 410-311123/11	300.0	72.873953	50.0	1460539.0	0.242913	Y

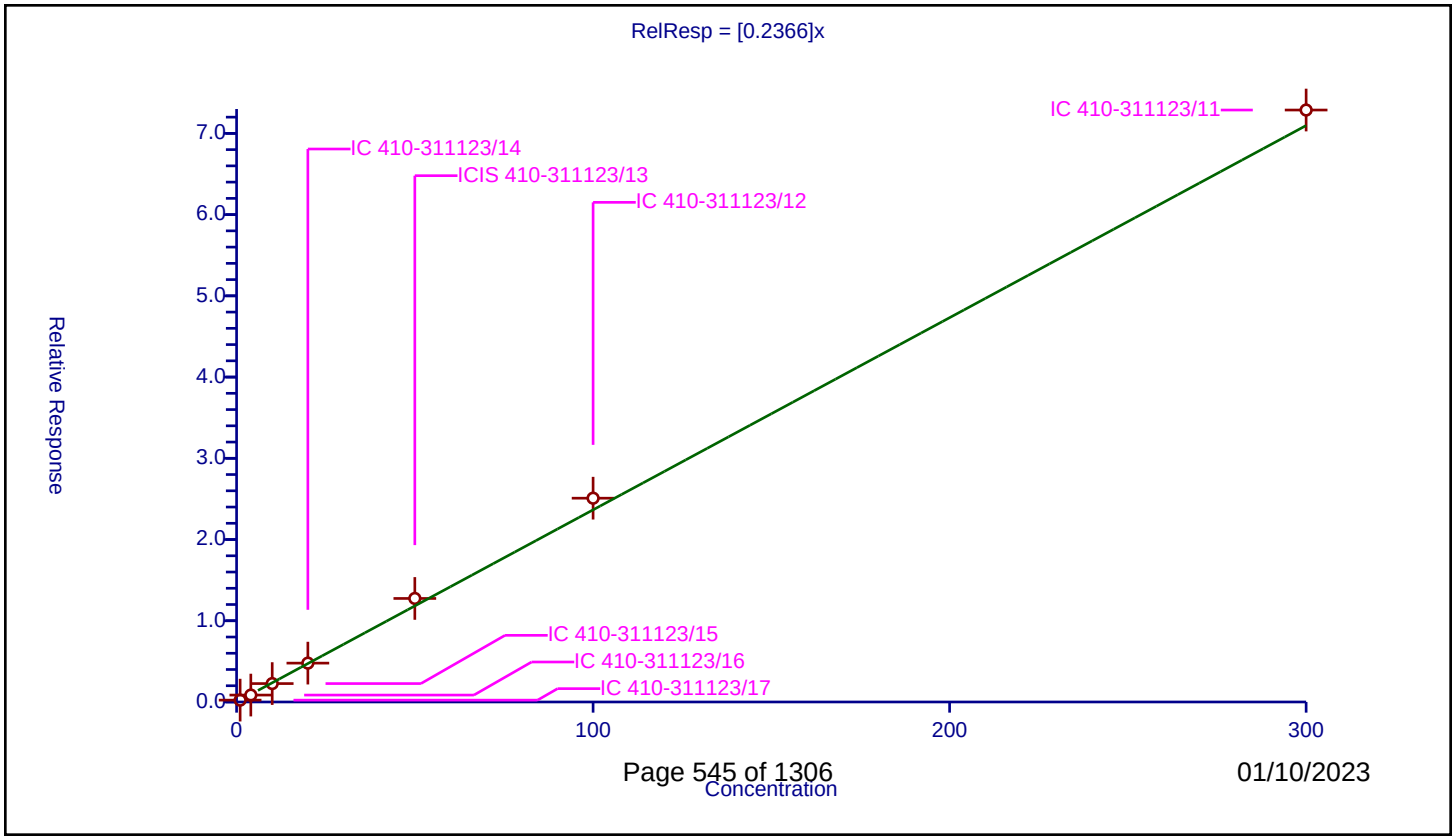

Calibration / cis-1,3-Dichloropropene

Curve Type:	Average
Weighting:	Conc_Sq
Origin:	Force
Dependency:	Response
Calib Mode:	ISTD
Response Base:	AREA
RF Rounding:	0

Curve Coefficients

Intercept:	0
Slope:	0.4669

Error Coefficients

Standard Error:	1850000
Relative Standard Error:	6.0
Correlation Coefficient:	1.000
Coefficient of Determination (Adjusted):	0.996

ID	Level	Concentration	Rel. Resp.	IS Amount	IS Response	RRF	Used
1	IC 410-311123/17	1.0	0.420993	50.0	1396224.0	0.420993	Y
2	IC 410-311123/16	4.0	1.816785	50.0	1351563.0	0.454196	Y
3	IC 410-311123/15	10.0	4.480669	50.0	1411017.0	0.448067	Y
4	IC 410-311123/14	20.0	9.390628	50.0	1391350.0	0.469531	Y
5	ICIS 410-311123/13	50.0	24.482571	50.0	1392317.0	0.489651	Y
6	IC 410-311123/12	100.0	50.217201	50.0	1410907.0	0.502172	Y
7	IC 410-311123/11	300.0	145.122246	50.0	1460539.0	0.483741	Y

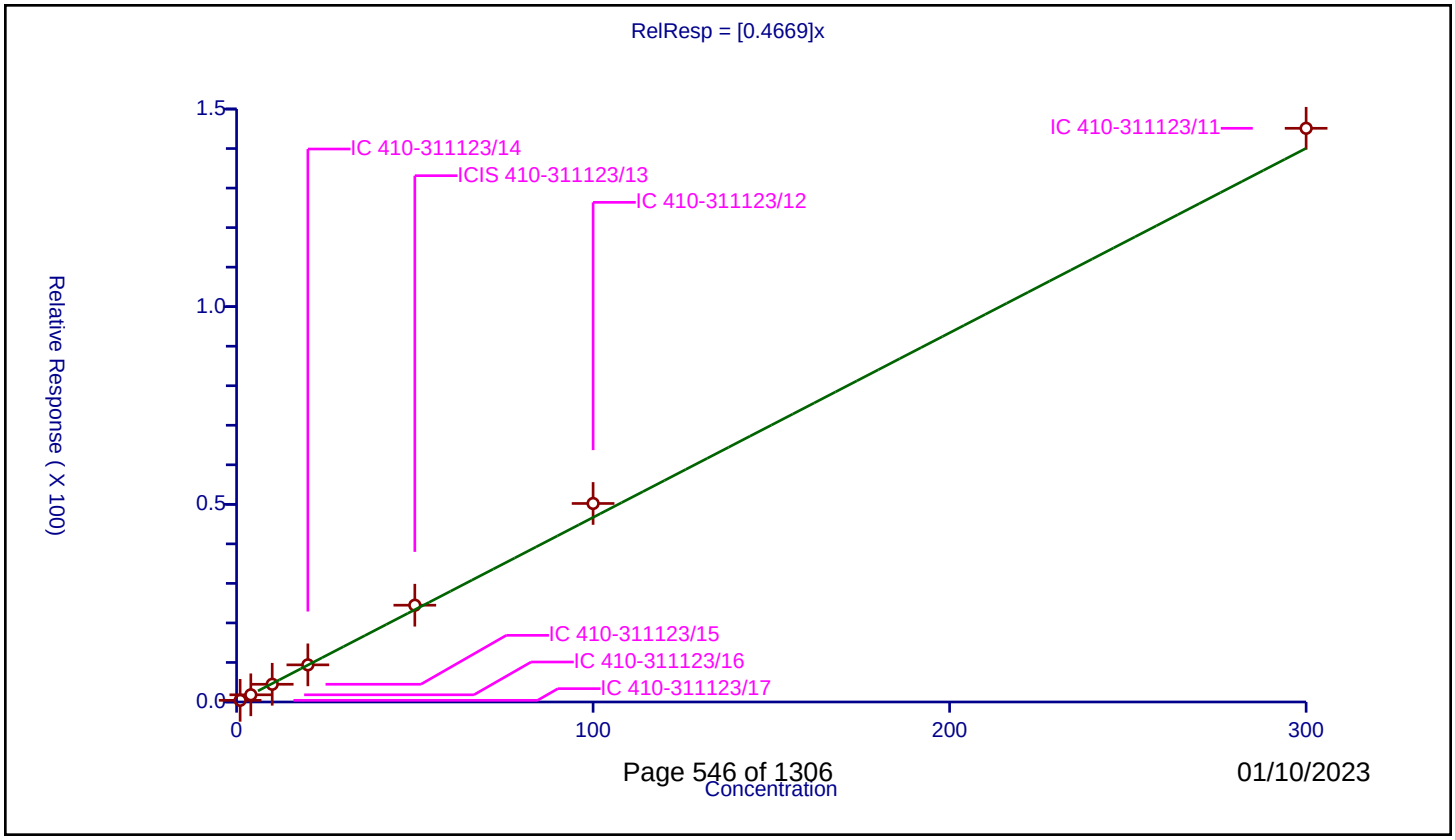

Calibration / 4-Methyl-2-pentanone (MIBK)

Curve Type:	Average
Weighting:	Conc_Sq
Origin:	Force
Dependency:	Response
Calib Mode:	ISTD
Response Base:	AREA
RF Rounding:	0

Curve Coefficients

Intercept:	0
Slope:	0.6075

Error Coefficients

Standard Error:	4490000
Relative Standard Error:	10.3
Correlation Coefficient:	0.993
Coefficient of Determination (Adjusted):	0.987

ID	Level	Concentration	Rel. Resp.	IS Amount	IS Response	RRF	Used
1	IC 410-311123/17	2.0	1.272217	50.0	1396224.0	0.636109	Y
2	IC 410-311123/16	8.0	5.0513	50.0	1351563.0	0.631412	Y
3	IC 410-311123/15	20.0	11.799929	50.0	1411017.0	0.589996	Y
4	IC 410-311123/14	40.0	26.421317	50.0	1391350.0	0.660533	Y
5	ICIS 410-311123/13	100.0	65.761245	50.0	1392317.0	0.657612	Y
6	IC 410-311123/12	200.0	95.847636	50.0	1410907.0	0.479238	Y
7	IC 410-311123/11	600.0	358.646397	50.0	1460539.0	0.597744	Y

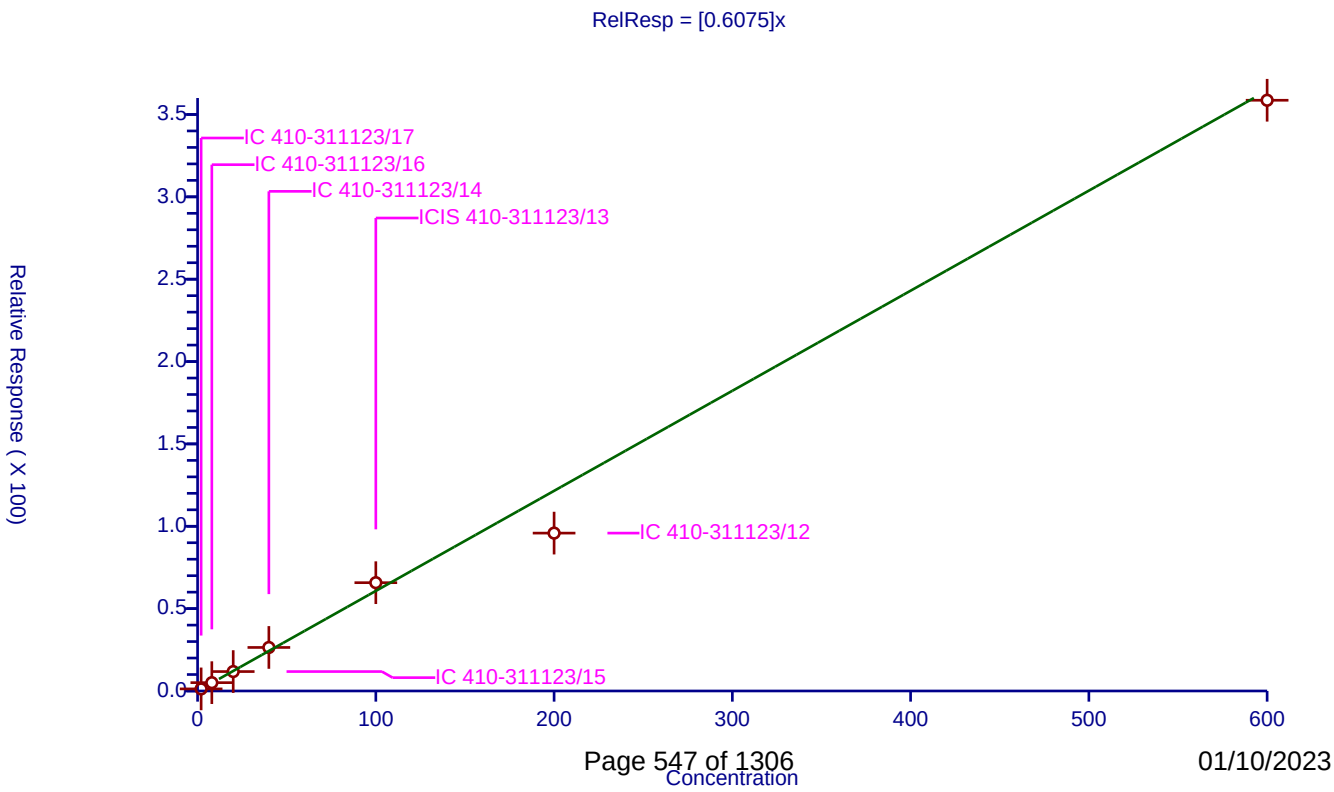

Calibration / Toluene-d8 (Surr)

Curve Type:	Average
Weighting:	Conc_Sq
Origin:	Force
Dependency:	Response
Calib Mode:	ISTD
Response Base:	AREA
RF Rounding:	0

Curve Coefficients

Intercept:	0
Slope:	1.324

Error Coefficients

Standard Error:	1520000
Relative Standard Error:	1.4
Correlation Coefficient:	NA
Coefficient of Determination (Adjusted):	0

ID	Level	Concentration	Rel. Resp.	IS Amount	IS Response	RRF	Used
1	IC 410-311123/11	50.0	64.531719	50.0	1164900.0	1.290634	Y
2	IC 410-311123/12	50.0	65.697571	50.0	1109987.0	1.313951	Y
3	ICIS 410-311123/13	50.0	65.871094	50.0	1069167.0	1.317422	Y
4	IC 410-311123/14	50.0	66.577081	50.0	1041836.0	1.331542	Y
5	IC 410-311123/15	50.0	67.216365	50.0	1047605.0	1.344327	Y
6	IC 410-311123/16	50.0	66.794855	50.0	997359.0	1.335897	Y
7	IC 410-311123/17	50.0	66.678416	50.0	1014254.0	1.333568	Y

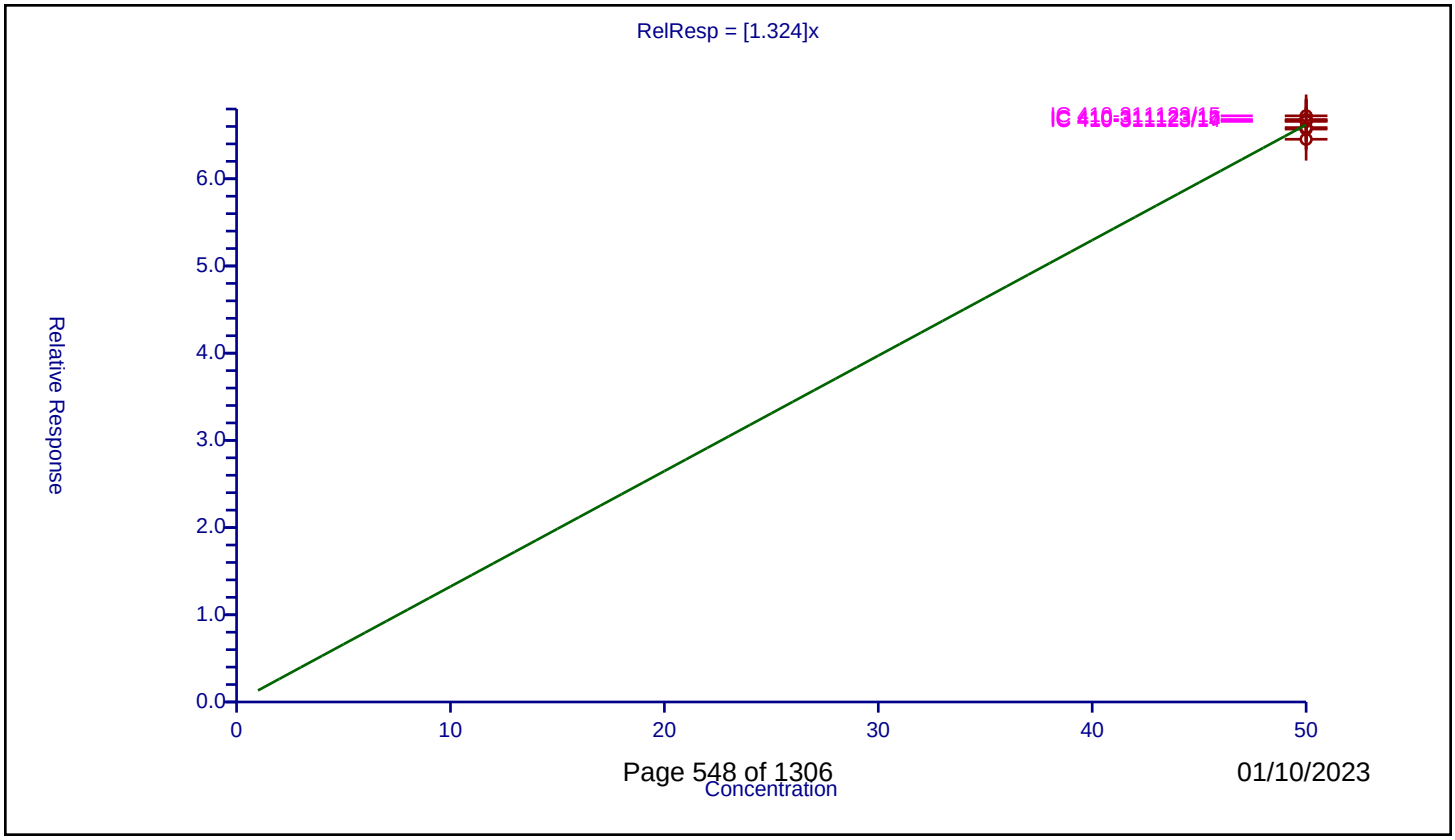

01/10/2023

Calibration / Toluene

Curve Type:	Average
Weighting:	Conc_Sq
Origin:	Force
Dependency:	Response
Calib Mode:	ISTD
Response Base:	AREA
RF Rounding:	0

Curve Coefficients

Intercept:	0
Slope:	0.9611

Error Coefficients

Standard Error:	2840000
Relative Standard Error:	5.7
Correlation Coefficient:	1.000
Coefficient of Determination (Adjusted):	0.996

ID	Level	Concentration	Rel. Resp.	IS Amount	IS Response	RRF	Used
1	IC 410-311123/17	1.0	0.850182	50.0	1014254.0	0.850182	Y
2	IC 410-311123/16	4.0	3.967428	50.0	997359.0	0.991857	Y
3	IC 410-311123/15	10.0	9.759738	50.0	1047605.0	0.975974	Y
4	IC 410-311123/14	20.0	20.021241	50.0	1041836.0	1.001062	Y
5	ICIS 410-311123/13	50.0	49.27364	50.0	1069167.0	0.985473	Y
6	IC 410-311123/12	100.0	99.368821	50.0	1109987.0	0.993688	Y
7	IC 410-311123/11	300.0	278.791184	50.0	1164900.0	0.929304	Y

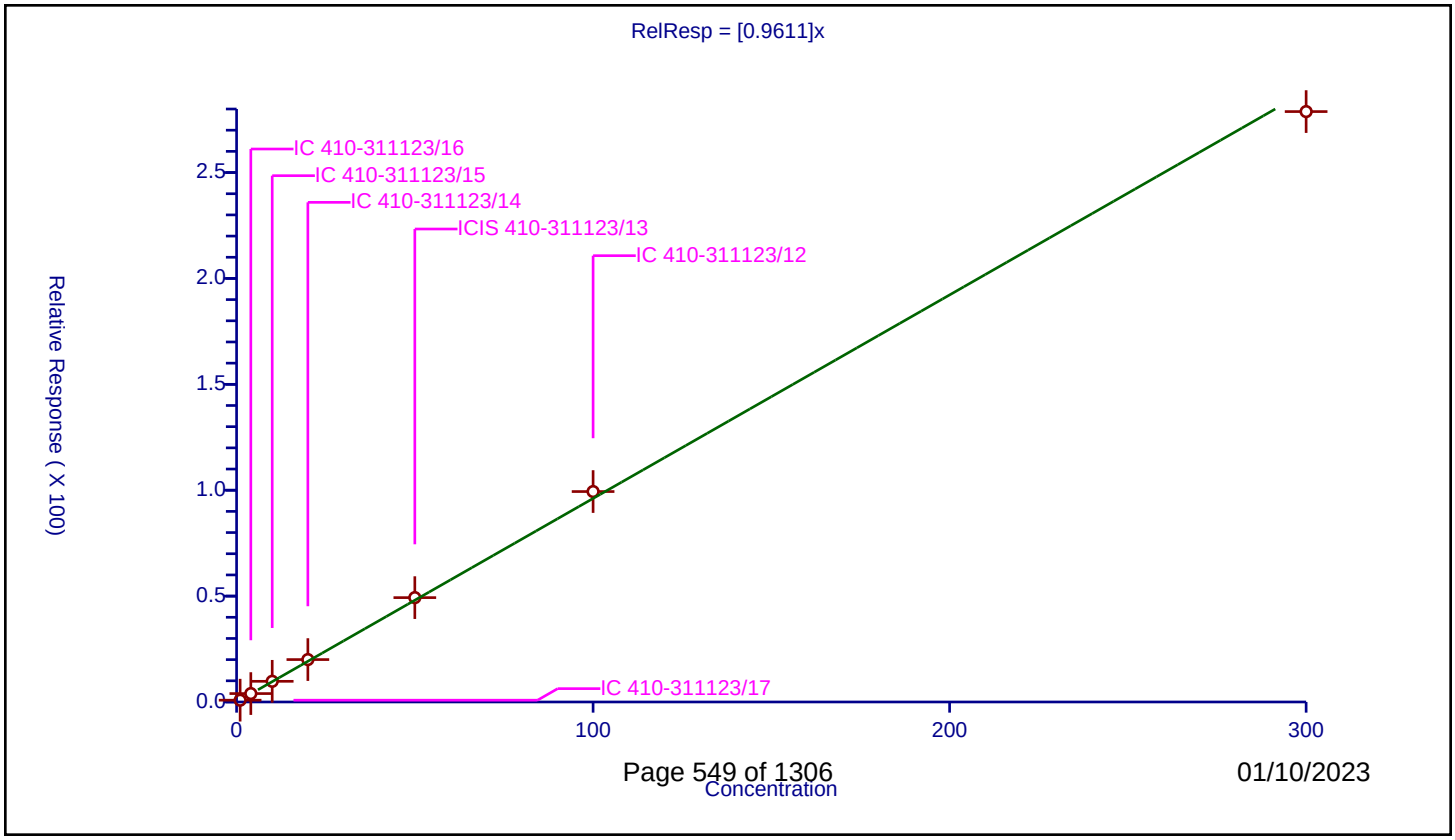

01/10/2023

Calibration / trans-1,3-Dichloropropene

Curve Type:	Average
Weighting:	Conc_Sq
Origin:	Force
Dependency:	Response
Calib Mode:	ISTD
Response Base:	AREA
RF Rounding:	0

Curve Coefficients

Intercept:	0
Slope:	0.5602

Error Coefficients

Standard Error:	1670000
Relative Standard Error:	3.0
Correlation Coefficient:	1.000
Coefficient of Determination (Adjusted):	0.999

ID	Level	Concentration	Rel. Resp.	IS Amount	IS Response	RRF	Used
1	IC 410-311123/17	1.0	0.568645	50.0	1014254.0	0.568645	Y
2	IC 410-311123/16	4.0	2.182013	50.0	997359.0	0.545503	Y
3	IC 410-311123/15	10.0	5.367958	50.0	1047605.0	0.536796	Y
4	IC 410-311123/14	20.0	11.431598	50.0	1041836.0	0.57158	Y
5	ICIS 410-311123/13	50.0	28.651885	50.0	1069167.0	0.573038	Y
6	IC 410-311123/12	100.0	57.943066	50.0	1109987.0	0.579431	Y
7	IC 410-311123/11	300.0	163.911409	50.0	1164900.0	0.546371	Y

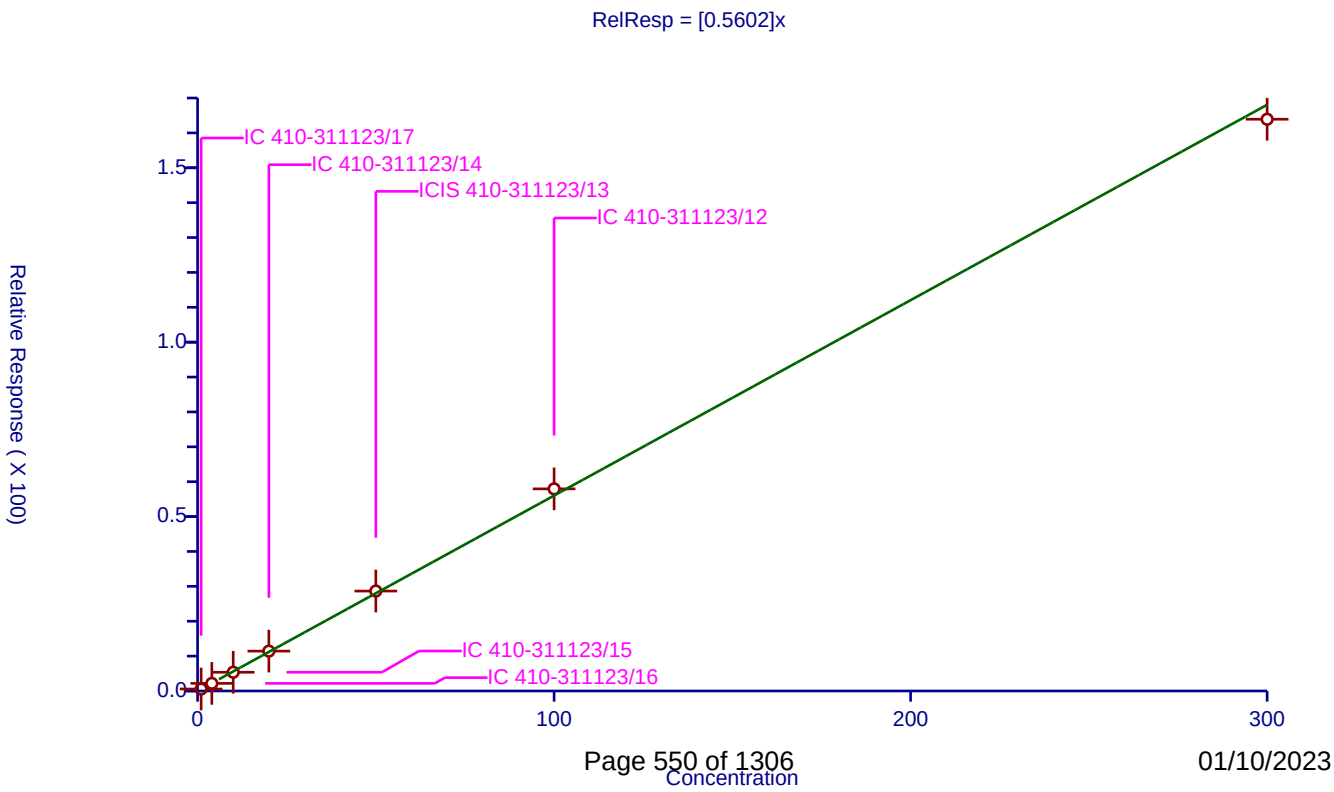

Calibration / Ethyl methacrylate

Curve Type:	Average
Weighting:	Conc_Sq
Origin:	Force
Dependency:	Response
Calib Mode:	ISTD
Response Base:	AREA
RF Rounding:	0

Curve Coefficients

Intercept:	0
Slope:	0.6441

Error Coefficients

Standard Error:	1920000
Relative Standard Error:	5.6
Correlation Coefficient:	1.000
Coefficient of Determination (Adjusted):	0.996

ID	Level	Concentration	Rel. Resp.	IS Amount	IS Response	RRF	Used
1	IC 410-311123/17	1.0	0.578356	50.0	1014254.0	0.578356	Y
2	IC 410-311123/16	4.0	2.598813	50.0	997359.0	0.649703	Y
3	IC 410-311123/15	10.0	6.293975	50.0	1047605.0	0.629398	Y
4	IC 410-311123/14	20.0	13.212732	50.0	1041836.0	0.660637	Y
5	ICIS 410-311123/13	50.0	34.363013	50.0	1069167.0	0.68726	Y
6	IC 410-311123/12	100.0	67.397276	50.0	1109987.0	0.673973	Y
7	IC 410-311123/11	300.0	188.855095	50.0	1164900.0	0.629517	Y

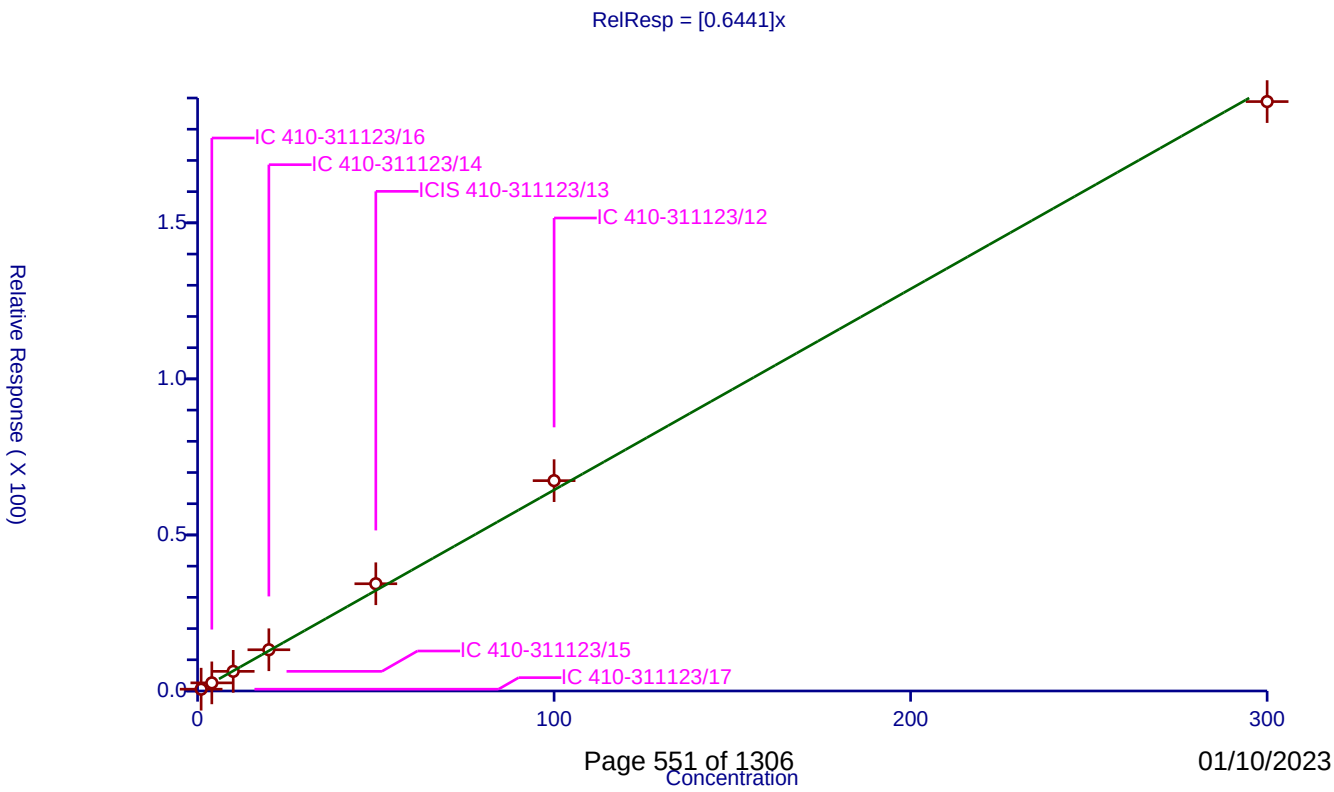

Calibration / 1,1,2-Trichloroethane

Curve Type:	Average
Weighting:	Conc_Sq
Origin:	Force
Dependency:	Response
Calib Mode:	ISTD
Response Base:	AREA
RF Rounding:	0

Curve Coefficients

Intercept:	0
Slope:	0.3567

Error Coefficients

Standard Error:	1010000
Relative Standard Error:	7.6
Correlation Coefficient:	1.000
Coefficient of Determination (Adjusted):	0.993

ID	Level	Concentration	Rel. Resp.	IS Amount	IS Response	RRF	Used
1	IC 410-311123/17	1.0	0.405175	50.0	1014254.0	0.405175	Y
2	IC 410-311123/16	4.0	1.536157	50.0	997359.0	0.384039	Y
3	IC 410-311123/15	10.0	3.408823	50.0	1047605.0	0.340882	Y
4	IC 410-311123/14	20.0	6.943847	50.0	1041836.0	0.347192	Y
5	ICIS 410-311123/13	50.0	17.338638	50.0	1069167.0	0.346773	Y
6	IC 410-311123/12	100.0	34.213058	50.0	1109987.0	0.342131	Y
7	IC 410-311123/11	300.0	99.224654	50.0	1164900.0	0.330749	Y

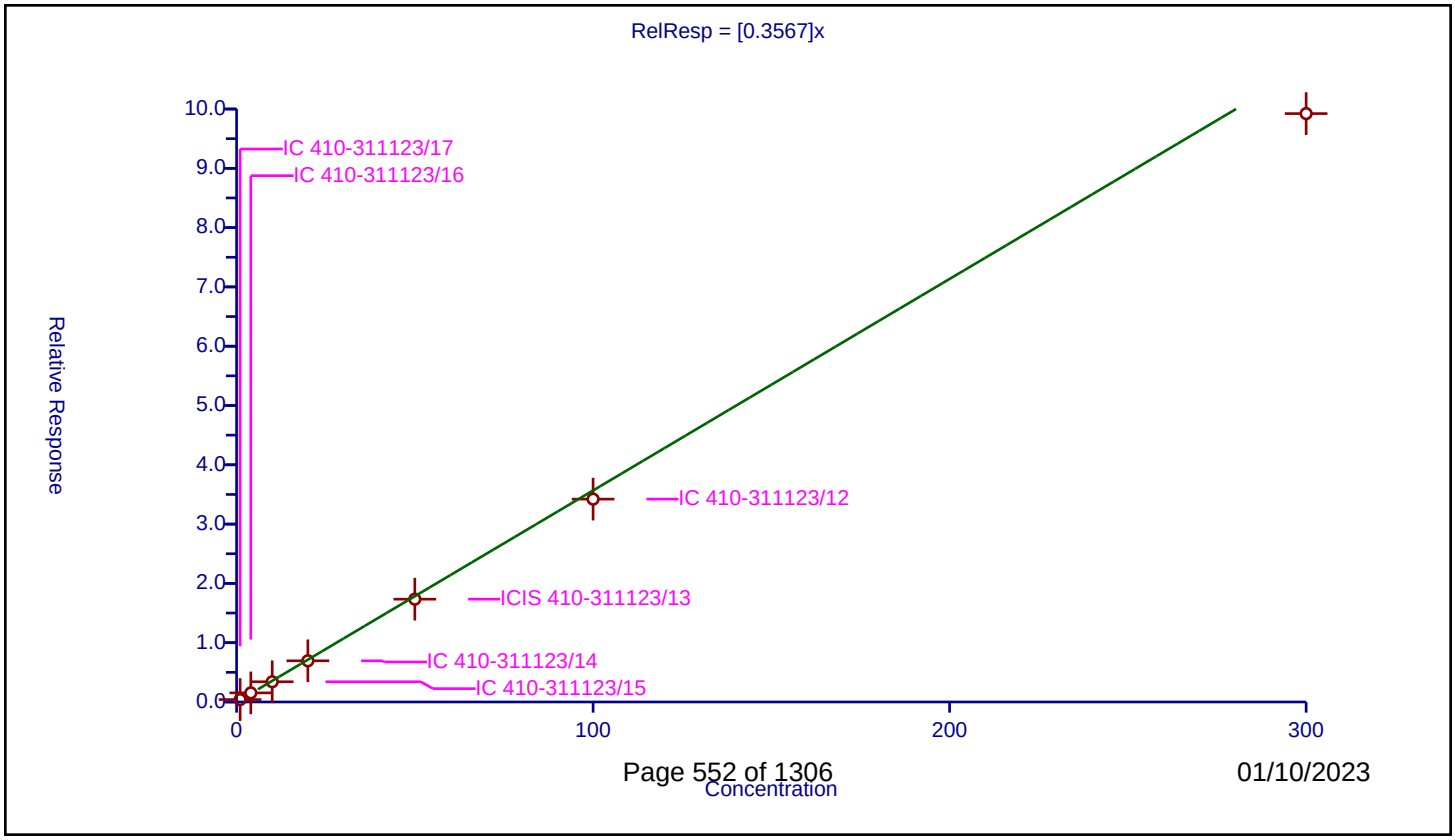

Calibration / Tetrachloroethene

Curve Type:	Average
Weighting:	Conc_Sq
Origin:	Force
Dependency:	Response
Calib Mode:	ISTD
Response Base:	AREA
RF Rounding:	0

Curve Coefficients

Intercept:	0
Slope:	0.3677

Error Coefficients

Standard Error:	1070000
Relative Standard Error:	6.4
Correlation Coefficient:	1.000
Coefficient of Determination (Adjusted):	0.995

ID	Level	Concentration	Rel. Resp.	IS Amount	IS Response	RRF	Used
1	IC 410-311123/17	1.0	0.323193	50.0	1014254.0	0.323193	Y
2	IC 410-311123/16	4.0	1.526481	50.0	997359.0	0.38162	Y
3	IC 410-311123/15	10.0	3.673236	50.0	1047605.0	0.367324	Y
4	IC 410-311123/14	20.0	7.662962	50.0	1041836.0	0.383148	Y
5	ICIS 410-311123/13	50.0	19.149534	50.0	1069167.0	0.382991	Y
6	IC 410-311123/12	100.0	38.678381	50.0	1109987.0	0.386784	Y
7	IC 410-311123/11	300.0	104.629625	50.0	1164900.0	0.348765	Y

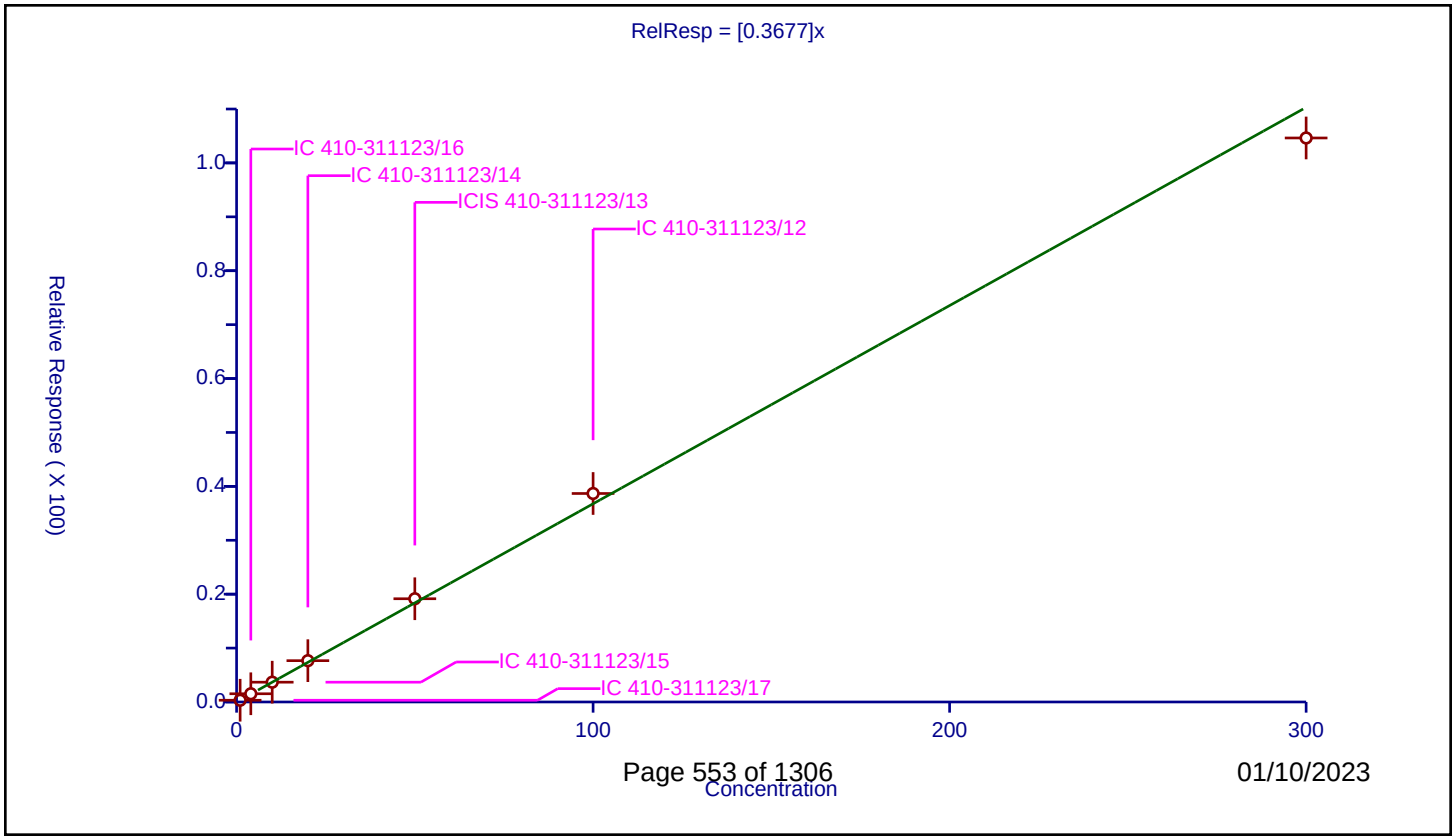

Calibration / 1,3-Dichloropropane

Curve Type:	Average
Weighting:	Conc_Sq
Origin:	Force
Dependency:	Response
Calib Mode:	ISTD
Response Base:	AREA
RF Rounding:	0

Curve Coefficients

Intercept:	0
Slope:	0.597

Error Coefficients

Standard Error:	1760000
Relative Standard Error:	2.1
Correlation Coefficient:	1.000
Coefficient of Determination (Adjusted):	0.999

ID	Level	Concentration	Rel. Resp.	IS Amount	IS Response	RRF	Used
1	IC 410-311123/17	1.0	0.604779	50.0	1014254.0	0.604779	Y
2	IC 410-311123/16	4.0	2.384347	50.0	997359.0	0.596087	Y
3	IC 410-311123/15	10.0	5.848626	50.0	1047605.0	0.584863	Y
4	IC 410-311123/14	20.0	12.02267	50.0	1041836.0	0.601133	Y
5	ICIS 410-311123/13	50.0	30.477418	50.0	1069167.0	0.609548	Y
6	IC 410-311123/12	100.0	60.746387	50.0	1109987.0	0.607464	Y
7	IC 410-311123/11	300.0	172.64057	50.0	1164900.0	0.575469	Y

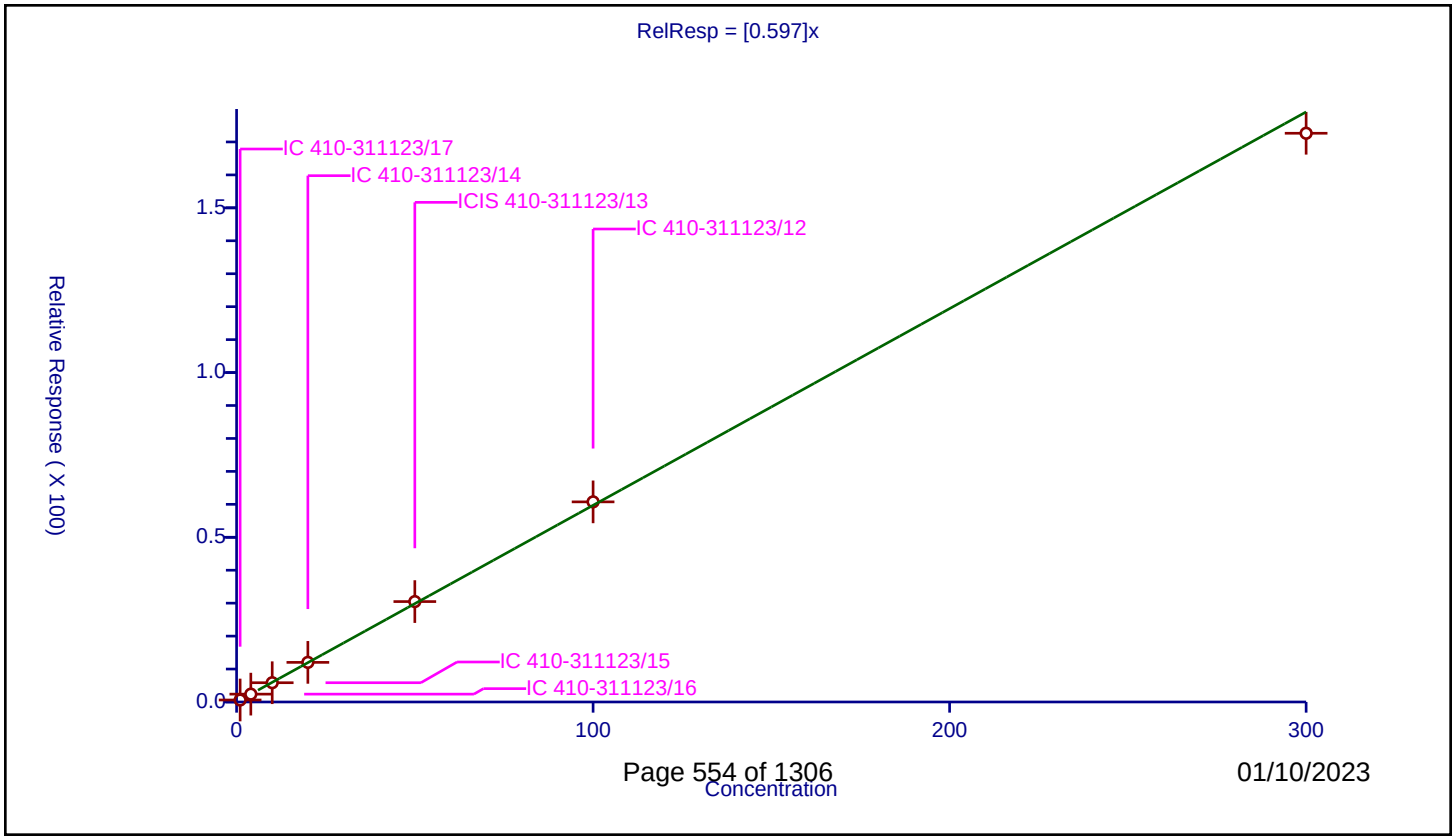

Calibration / 2-Hexanone

Curve Type:	Average
Weighting:	Conc_Sq
Origin:	Force
Dependency:	Response
Calib Mode:	ISTD
Response Base:	AREA
RF Rounding:	0

Curve Coefficients

Intercept:	0
Slope:	0.5439

Error Coefficients

Standard Error:	3110000
Relative Standard Error:	12.3
Correlation Coefficient:	0.994
Coefficient of Determination (Adjusted):	0.983

ID	Level	Concentration	Rel. Resp.	IS Amount	IS Response	RRF	Used
1	IC 410-311123/17	2.0	0.995214	50.0	1014254.0	0.497607	Y
2	IC 410-311123/16	8.0	4.843642	50.0	997359.0	0.605455	Y
3	IC 410-311123/15	20.0	11.045384	50.0	1047605.0	0.552269	Y
4	IC 410-311123/14	40.0	24.474293	50.0	1041836.0	0.611857	Y
5	ICIS 410-311123/13	100.0	59.284658	50.0	1069167.0	0.592847	Y
6	IC 410-311123/12	200.0	85.78087	50.0	1109987.0	0.428904	Y
7	IC 410-311123/11	600.0	311.178341	50.0	1164900.0	0.518631	Y

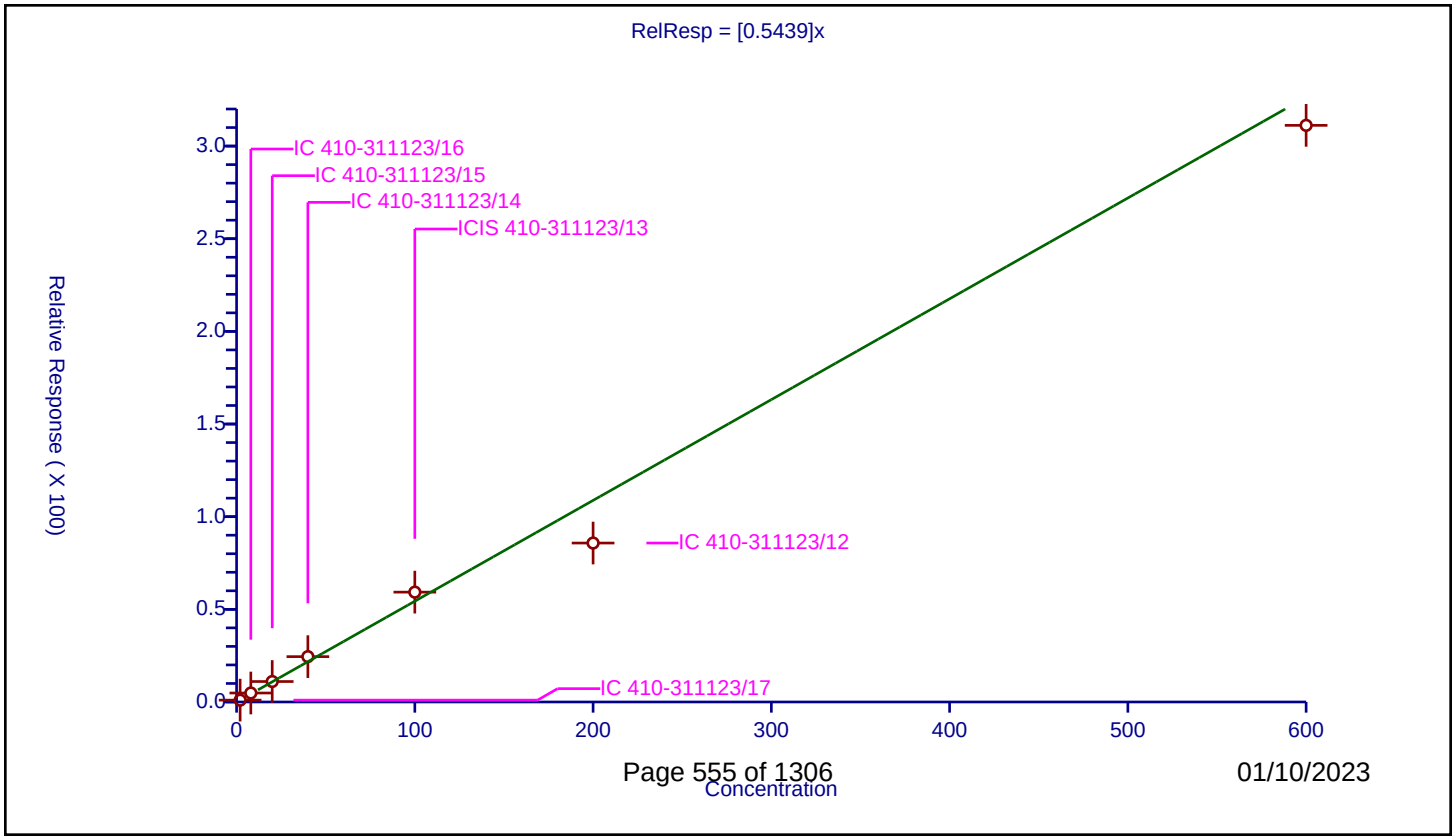

Calibration / Chlorodibromomethane

Curve Type:	Average
Weighting:	Conc_Sq
Origin:	Force
Dependency:	Response
Calib Mode:	ISTD
Response Base:	AREA
RF Rounding:	0

Curve Coefficients

Intercept:	0
Slope:	0.3381

Error Coefficients

Standard Error:	1060000
Relative Standard Error:	3.7
Correlation Coefficient:	1.000
Coefficient of Determination (Adjusted):	0.998

ID	Level	Concentration	Rel. Resp.	IS Amount	IS Response	RRF	Used
1	IC 410-311123/17	1.0	0.325806	50.0	1014254.0	0.325806	Y
2	IC 410-311123/16	4.0	1.31402	50.0	997359.0	0.328505	Y
3	IC 410-311123/15	10.0	3.276808	50.0	1047605.0	0.327681	Y
4	IC 410-311123/14	20.0	6.649751	50.0	1041836.0	0.332488	Y
5	ICIS 410-311123/13	50.0	17.315583	50.0	1069167.0	0.346312	Y
6	IC 410-311123/12	100.0	35.666544	50.0	1109987.0	0.356665	Y
7	IC 410-311123/11	300.0	104.756245	50.0	1164900.0	0.349187	Y

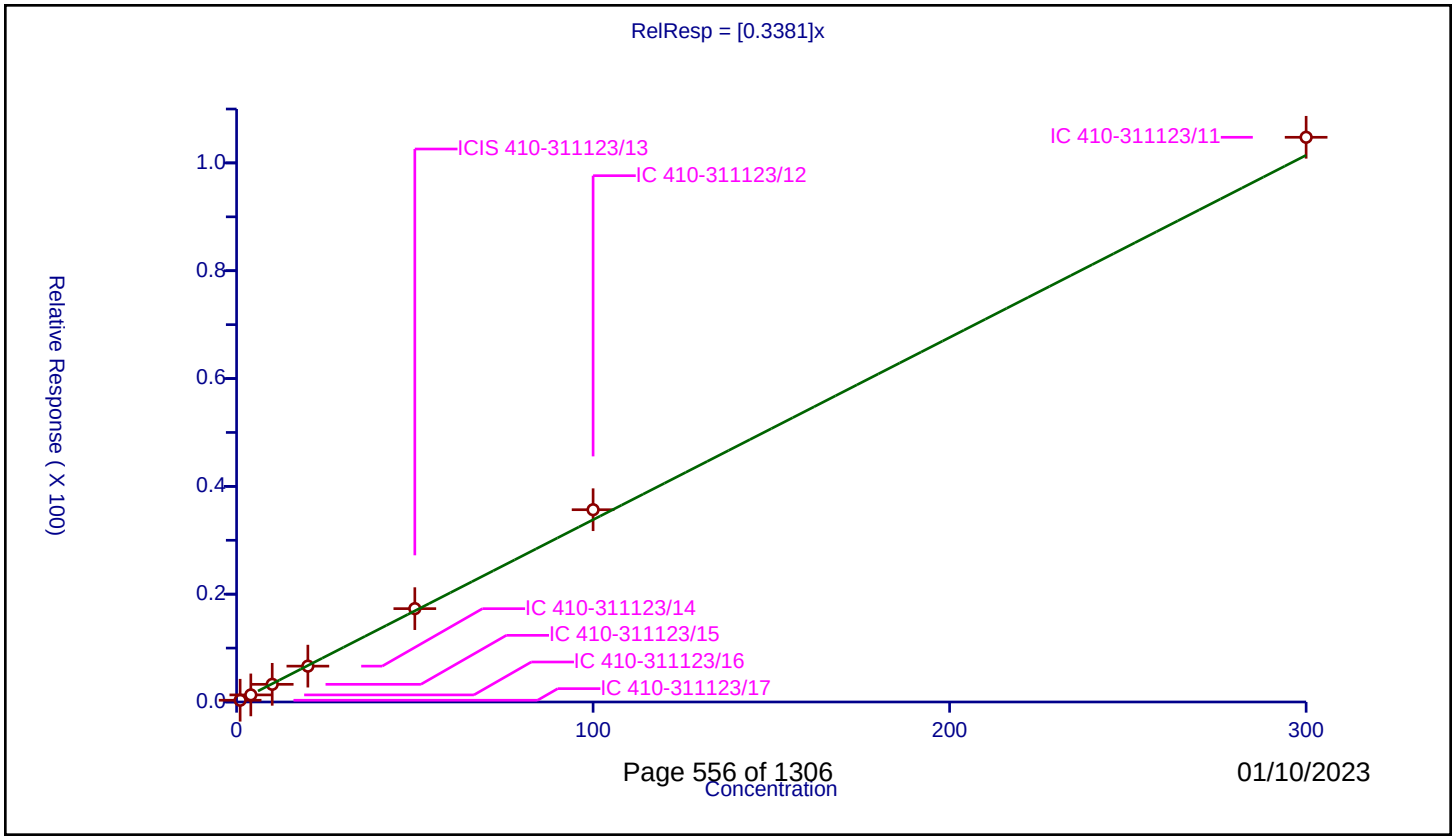

Calibration / Ethylene Dibromide

Curve Type:	Average
Weighting:	Conc_Sq
Origin:	Force
Dependency:	Response
Calib Mode:	ISTD
Response Base:	AREA
RF Rounding:	0

Curve Coefficients

Intercept:	0
Slope:	0.3557

Error Coefficients

Standard Error:	1070000
Relative Standard Error:	4.0
Correlation Coefficient:	1.000
Coefficient of Determination (Adjusted):	0.998

ID	Level	Concentration	Rel. Resp.	IS Amount	IS Response	RRF	Used
1	IC 410-311123/17	1.0	0.331475	50.0	1014254.0	0.331475	Y
2	IC 410-311123/16	4.0	1.39724	50.0	997359.0	0.34931	Y
3	IC 410-311123/15	10.0	3.533106	50.0	1047605.0	0.353311	Y
4	IC 410-311123/14	20.0	7.180785	50.0	1041836.0	0.359039	Y
5	ICIS 410-311123/13	50.0	18.600649	50.0	1069167.0	0.372013	Y
6	IC 410-311123/12	100.0	37.28868	50.0	1109987.0	0.372887	Y
7	IC 410-311123/11	300.0	105.512619	50.0	1164900.0	0.351709	Y

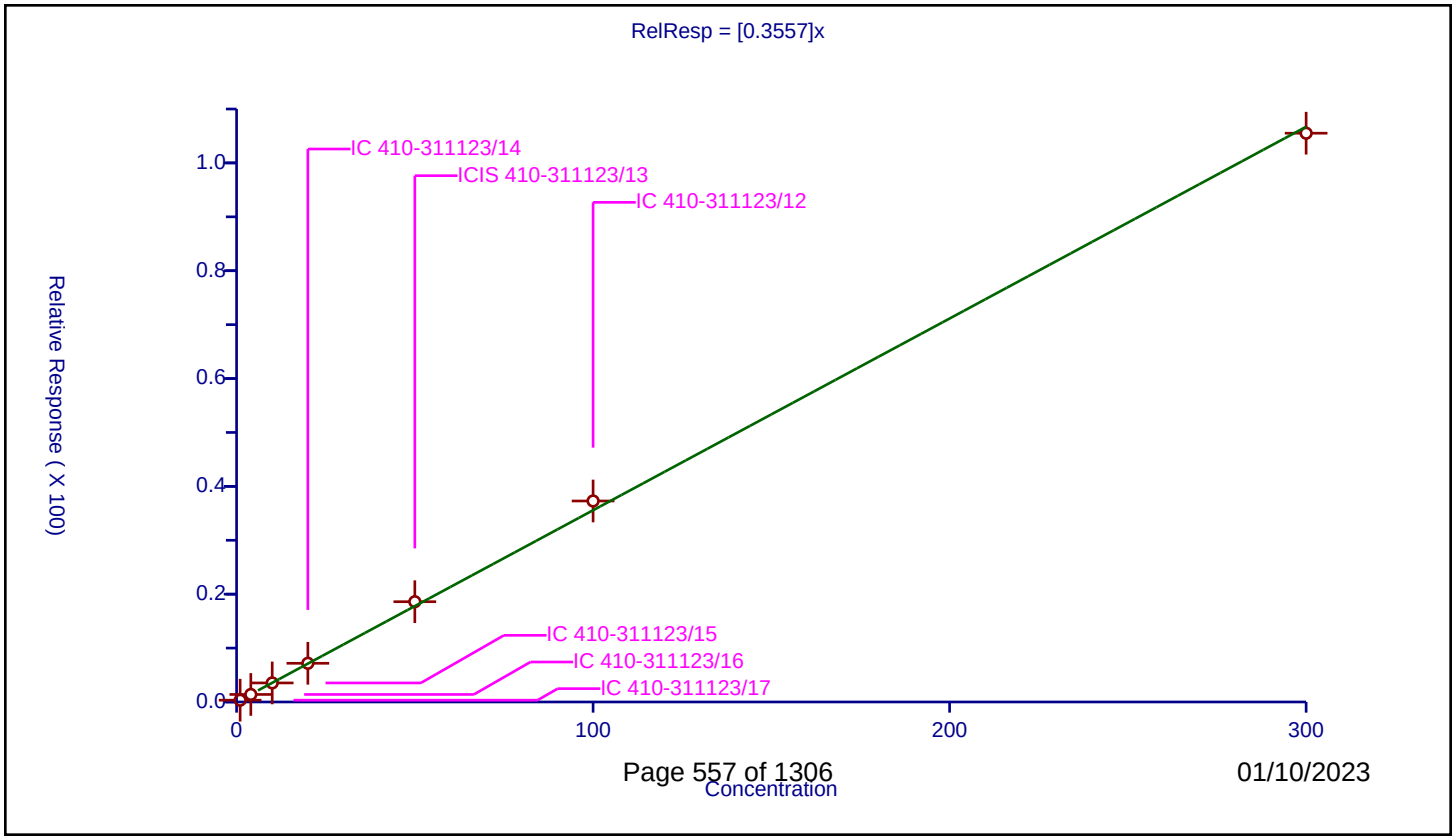

Calibration / 1-Chlorohexane

Curve Type:	Average
Weighting:	Conc_Sq
Origin:	Force
Dependency:	Response
Calib Mode:	ISTD
Response Base:	AREA
RF Rounding:	0

Curve Coefficients

Intercept:	0
Slope:	0.5181

Error Coefficients

Standard Error:	1340000
Relative Standard Error:	9.7
Correlation Coefficient:	0.998
Coefficient of Determination (Adjusted):	0.988

ID	Level	Concentration	Rel. Resp.	IS Amount	IS Response	RRF	Used
1	IC 410-311123/17	1.0	0.59561	50.0	1014254.0	0.59561	Y
2	IC 410-311123/16	4.0	2.211892	50.0	997359.0	0.552973	Y
3	IC 410-311123/15	10.0	4.977019	50.0	1047605.0	0.497702	Y
4	IC 410-311123/14	20.0	10.433504	50.0	1041836.0	0.521675	Y
5	ICIS 410-311123/13	50.0	25.455051	50.0	1069167.0	0.509101	Y
6	IC 410-311123/12	100.0	51.675425	50.0	1109987.0	0.516754	Y
7	IC 410-311123/11	300.0	129.805391	50.0	1164900.0	0.432685	Y

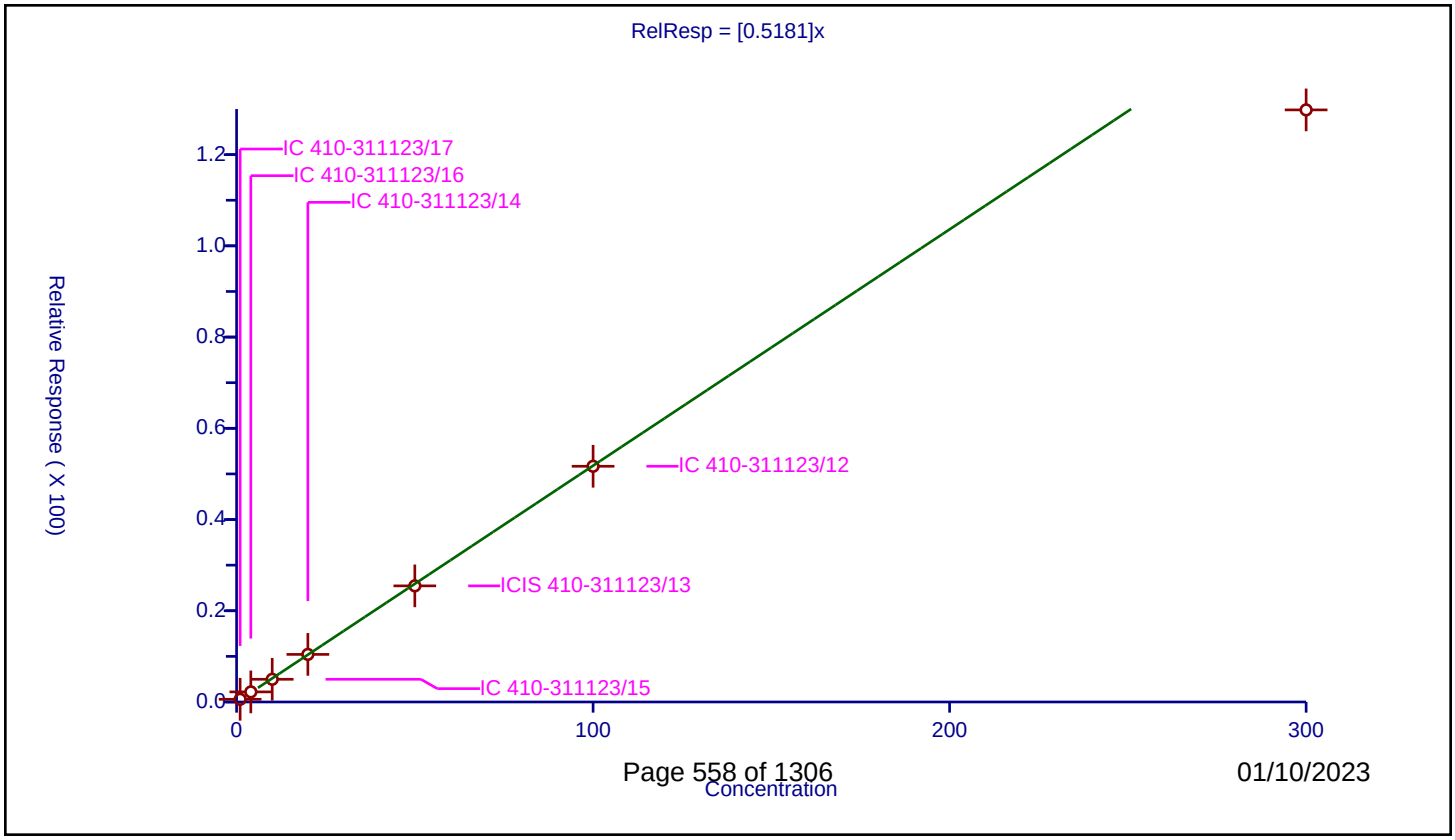

Calibration / Chlorobenzene

Curve Type:	Average
Weighting:	Conc_Sq
Origin:	Force
Dependency:	Response
Calib Mode:	ISTD
Response Base:	AREA
RF Rounding:	0

Curve Coefficients

Intercept:	0
Slope:	0.9772

Error Coefficients

Standard Error:	2850000
Relative Standard Error:	2.6
Correlation Coefficient:	1.000
Coefficient of Determination (Adjusted):	0.999

ID	Level	Concentration	Rel. Resp.	IS Amount	IS Response	RRF	Used
1	IC 410-311123/17	1.0	1.008574	50.0	1014254.0	1.008574	Y
2	IC 410-311123/16	4.0	3.840392	50.0	997359.0	0.960098	Y
3	IC 410-311123/15	10.0	9.651682	50.0	1047605.0	0.965168	Y
4	IC 410-311123/14	20.0	19.757092	50.0	1041836.0	0.987855	Y
5	ICIS 410-311123/13	50.0	49.446485	50.0	1069167.0	0.98893	Y
6	IC 410-311123/12	100.0	99.491976	50.0	1109987.0	0.99492	Y
7	IC 410-311123/11	300.0	280.367285	50.0	1164900.0	0.934558	Y

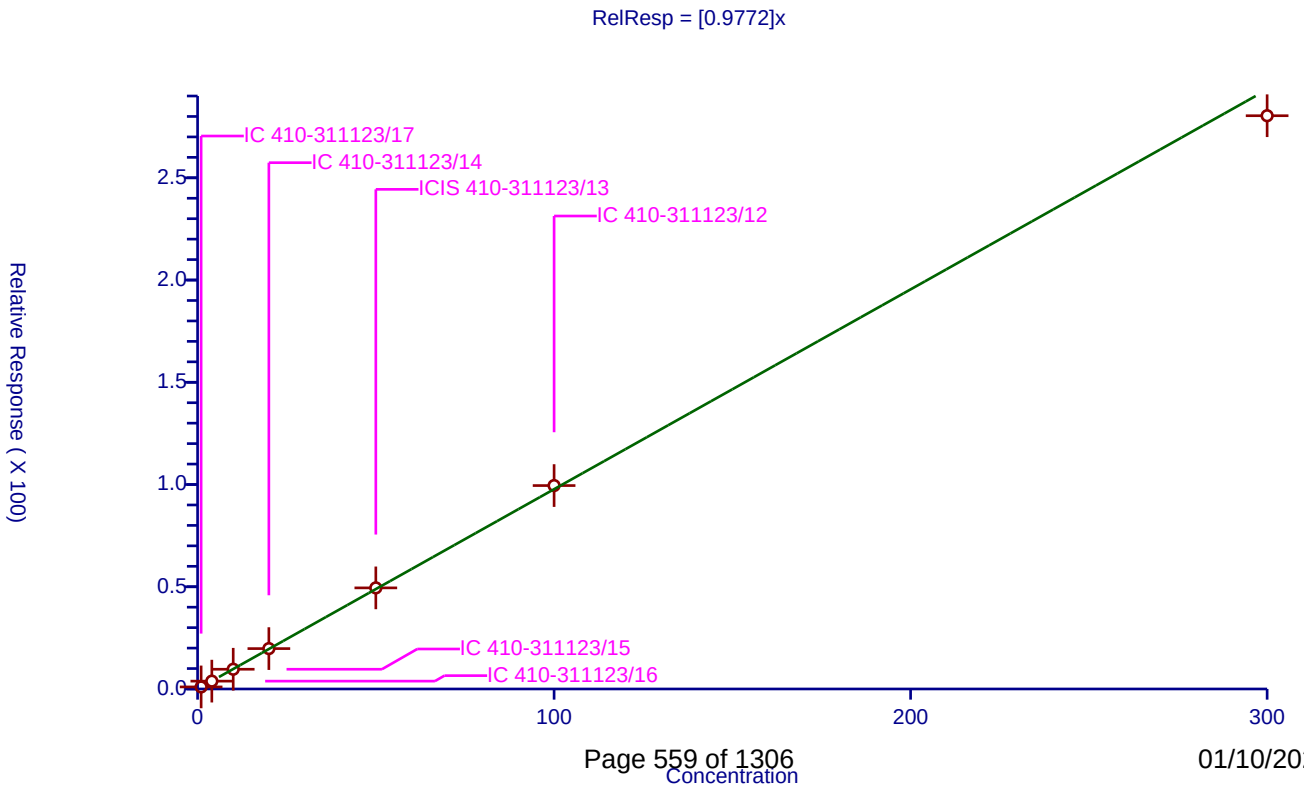

Calibration / 1,1,1,2-Tetrachloroethane

Curve Type:	Average
Weighting:	Conc_Sq
Origin:	Force
Dependency:	Response
Calib Mode:	ISTD
Response Base:	AREA
RF Rounding:	0

Curve Coefficients

Intercept:	0
Slope:	0.3673

Error Coefficients

Standard Error:	1110000
Relative Standard Error:	2.7
Correlation Coefficient:	1.000
Coefficient of Determination (Adjusted):	0.999

ID	Level	Concentration	Rel. Resp.	IS Amount	IS Response	RRF	Used
1	IC 410-311123/17	1.0	0.365687	50.0	1014254.0	0.365687	Y
2	IC 410-311123/16	4.0	1.420802	50.0	997359.0	0.355201	Y
3	IC 410-311123/15	10.0	3.616439	50.0	1047605.0	0.361644	Y
4	IC 410-311123/14	20.0	7.292942	50.0	1041836.0	0.364647	Y
5	ICIS 410-311123/13	50.0	18.901444	50.0	1069167.0	0.378029	Y
6	IC 410-311123/12	100.0	38.383332	50.0	1109987.0	0.383833	Y
7	IC 410-311123/11	300.0	108.667954	50.0	1164900.0	0.362227	Y

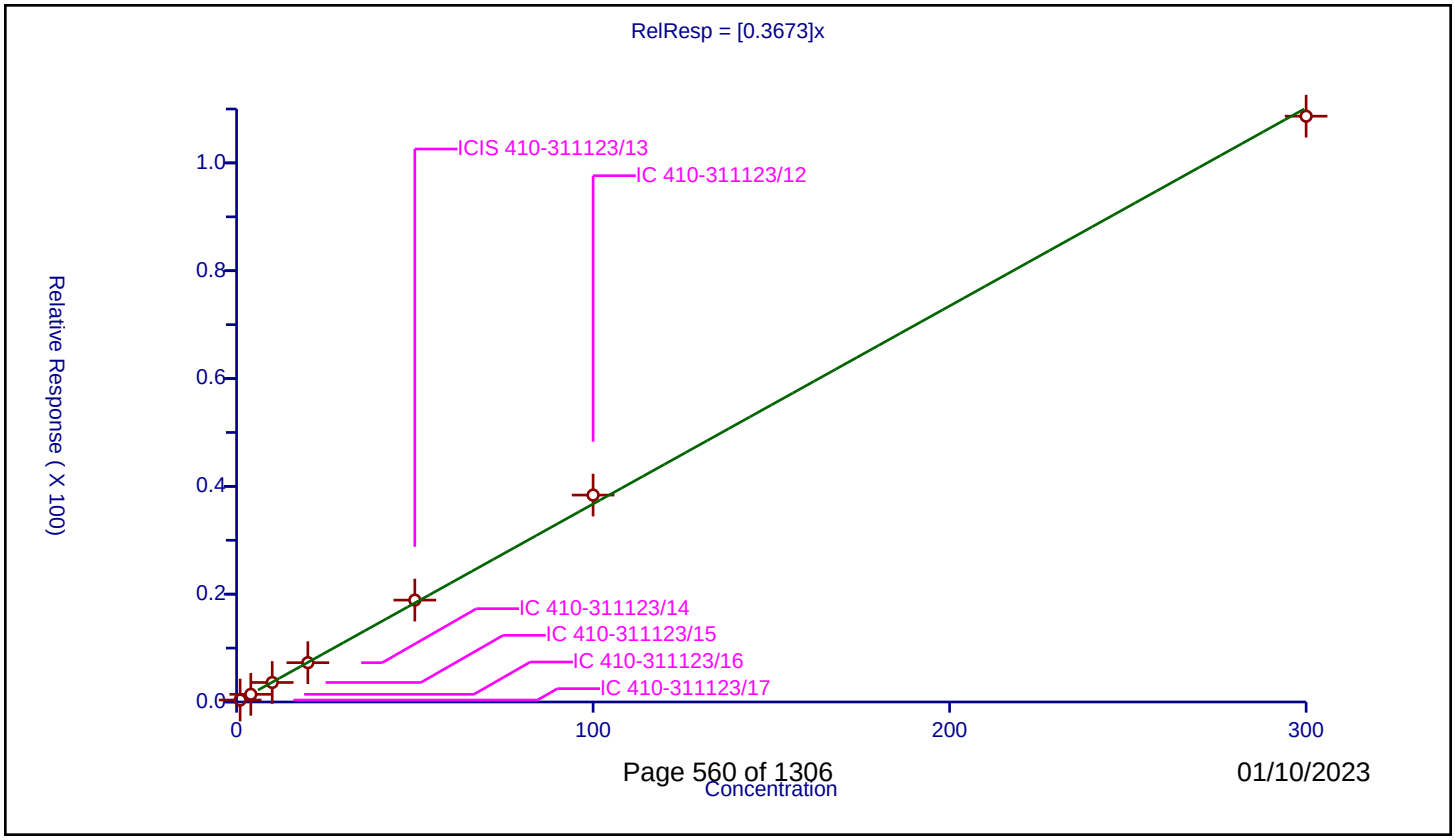

Calibration / Ethylbenzene

Curve Type:	Average
Weighting:	Conc_Sq
Origin:	Force
Dependency:	Response
Calib Mode:	ISTD
Response Base:	AREA
RF Rounding:	0

Curve Coefficients

Intercept:	0
Slope:	1.812

Error Coefficients

Standard Error:	5030000
Relative Standard Error:	5.9
Correlation Coefficient:	0.999
Coefficient of Determination (Adjusted):	0.996

ID	Level	Concentration	Rel. Resp.	IS Amount	IS Response	RRF	Used
1	IC 410-311123/17	1.0	1.701152	50.0	1014254.0	1.701152	Y
2	IC 410-311123/16	4.0	7.457545	50.0	997359.0	1.864386	Y
3	IC 410-311123/15	10.0	18.213115	50.0	1047605.0	1.821311	Y
4	IC 410-311123/14	20.0	38.084785	50.0	1041836.0	1.904239	Y
5	ICIS 410-311123/13	50.0	94.640921	50.0	1069167.0	1.892818	Y
6	IC 410-311123/12	100.0	187.497511	50.0	1109987.0	1.874975	Y
7	IC 410-311123/11	300.0	488.490729	50.0	1164900.0	1.628302	Y

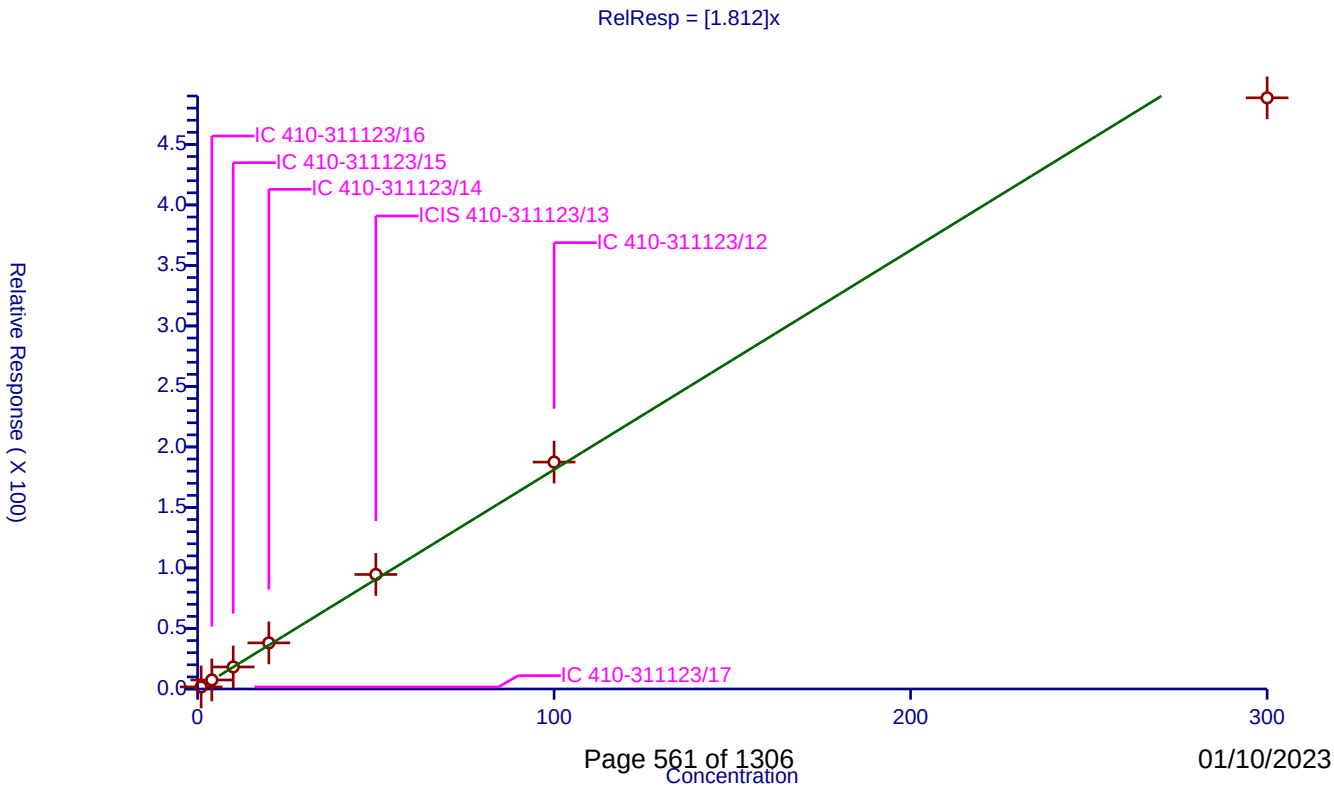

Calibration / m-Xylene & p-Xylene

Curve Type:	Average
Weighting:	Conc_Sq
Origin:	Force
Dependency:	Response
Calib Mode:	ISTD
Response Base:	AREA
RF Rounding:	0

Curve Coefficients

Intercept:	0
Slope:	0.681

Error Coefficients

Standard Error:	3860000
Relative Standard Error:	6.2
Correlation Coefficient:	0.999
Coefficient of Determination (Adjusted):	0.996

ID	Level	Concentration	Rel. Resp.	IS Amount	IS Response	RRF	Used
1	IC 410-311123/17	2.0	1.226517	50.0	1014254.0	0.613259	Y
2	IC 410-311123/16	8.0	5.606908	50.0	997359.0	0.700863	Y
3	IC 410-311123/15	20.0	13.823483	50.0	1047605.0	0.691174	Y
4	IC 410-311123/14	40.0	28.666796	50.0	1041836.0	0.71667	Y
5	ICIS 410-311123/13	100.0	70.964826	50.0	1069167.0	0.709648	Y
6	IC 410-311123/12	200.0	141.631614	50.0	1109987.0	0.708158	Y
7	IC 410-311123/11	600.0	376.437505	50.0	1164900.0	0.627396	Y

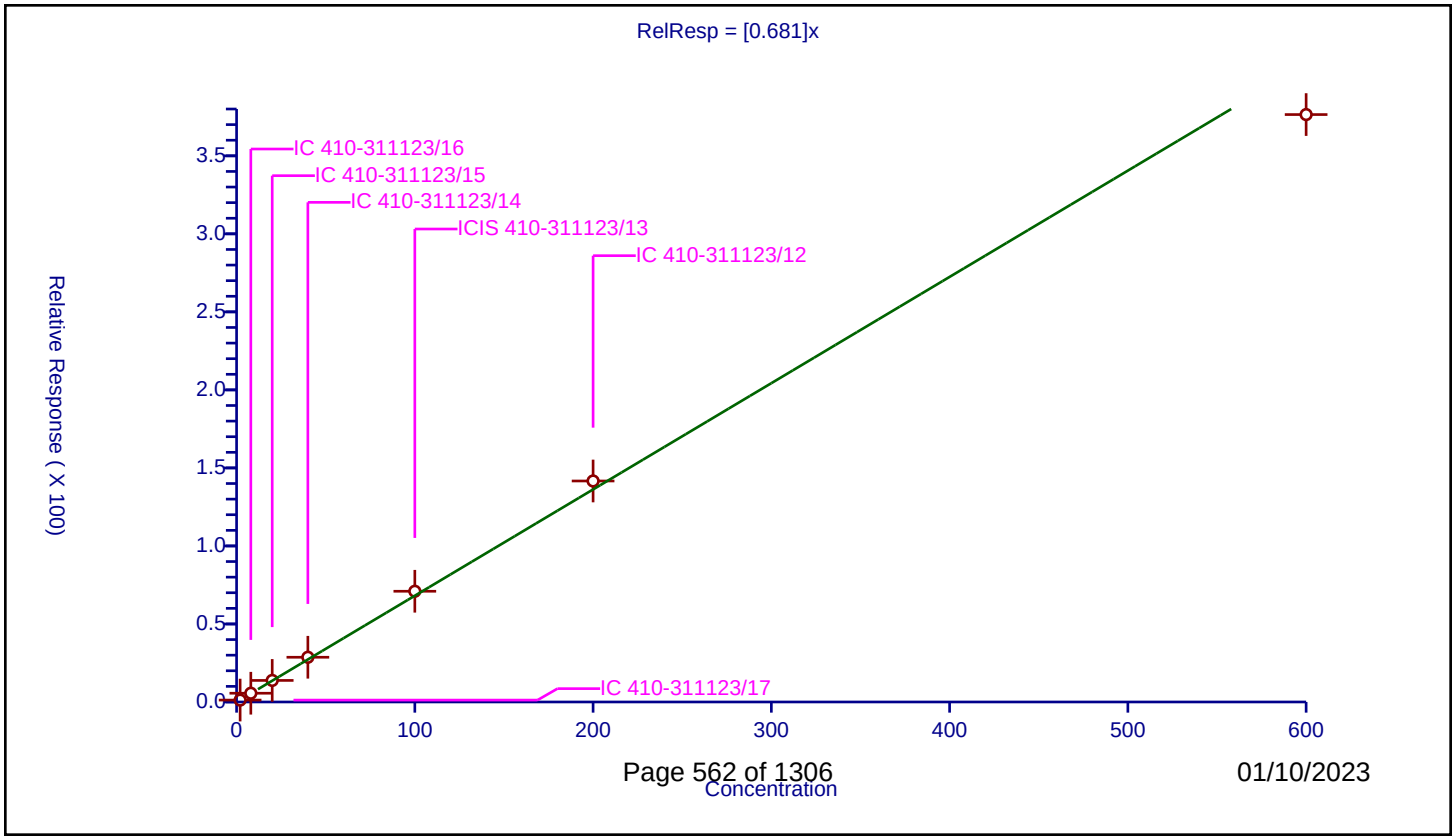

01/10/2023

Calibration / o-Xylene

Curve Type:	Average
Weighting:	Conc_Sq
Origin:	Force
Dependency:	Response
Calib Mode:	ISTD
Response Base:	AREA
RF Rounding:	0

Curve Coefficients

Intercept:	0
Slope:	0.7175

Error Coefficients

Standard Error:	2070000
Relative Standard Error:	4.6
Correlation Coefficient:	1.000
Coefficient of Determination (Adjusted):	0.998

ID	Level	Concentration	Rel. Resp.	IS Amount	IS Response	RRF	Used
1	IC 410-311123/17	1.0	0.668767	50.0	1014254.0	0.668767	Y
2	IC 410-311123/16	4.0	2.912793	50.0	997359.0	0.728198	Y
3	IC 410-311123/15	10.0	7.251111	50.0	1047605.0	0.725111	Y
4	IC 410-311123/14	20.0	15.055393	50.0	1041836.0	0.75277	Y
5	ICIS 410-311123/13	50.0	36.531477	50.0	1069167.0	0.73063	Y
6	IC 410-311123/12	100.0	74.284834	50.0	1109987.0	0.742848	Y
7	IC 410-311123/11	300.0	202.344536	50.0	1164900.0	0.674482	Y

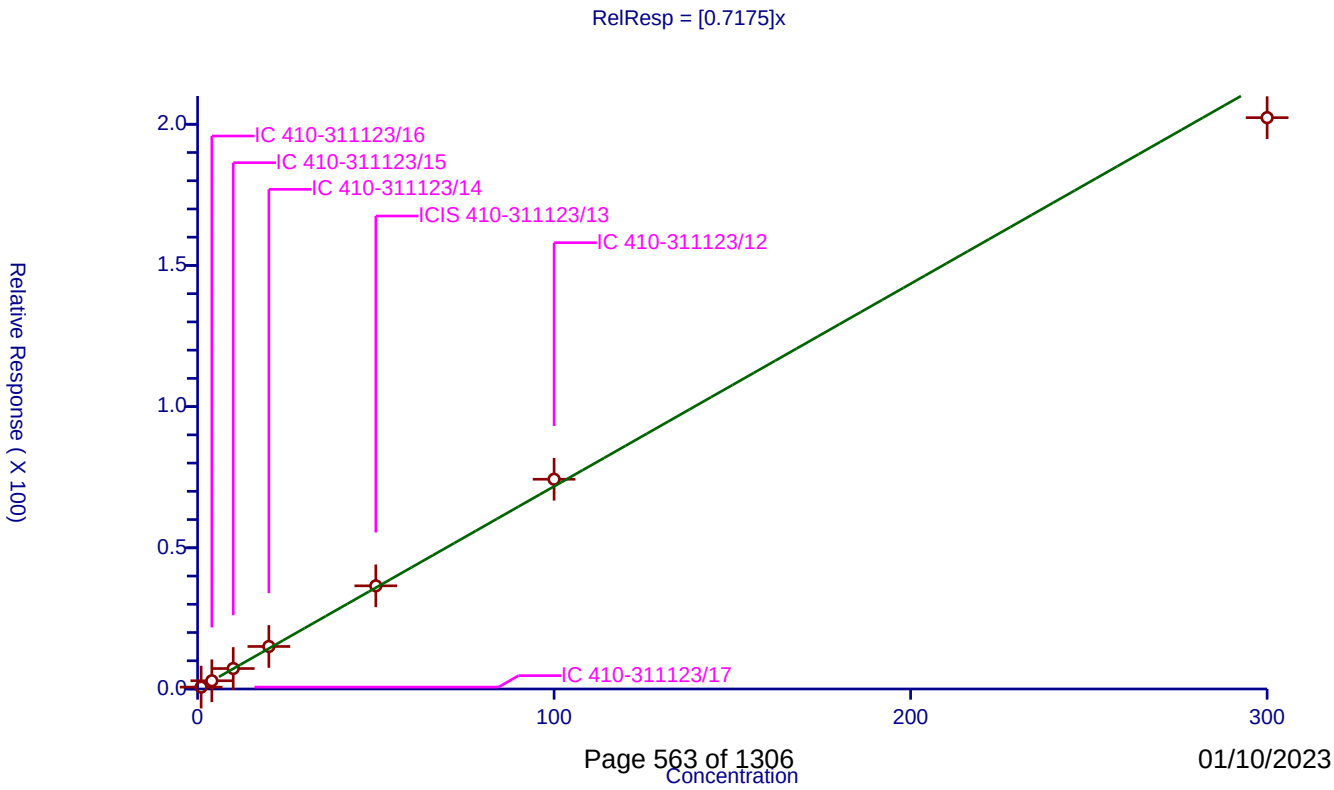

Calibration / Styrene

Curve Type:	Average
Weighting:	Conc_Sq
Origin:	Force
Dependency:	Response
Calib Mode:	ISTD
Response Base:	AREA
RF Rounding:	0

Curve Coefficients

Intercept:	0
Slope:	1.117

Error Coefficients

Standard Error:	3310000
Relative Standard Error:	6.3
Correlation Coefficient:	1.000
Coefficient of Determination (Adjusted):	0.996

ID	Level	Concentration	Rel. Resp.	IS Amount	IS Response	RRF	Used
1	IC 410-311123/17	1.0	0.981756	50.0	1014254.0	0.981756	Y
2	IC 410-311123/16	4.0	4.450604	50.0	997359.0	1.112651	Y
3	IC 410-311123/15	10.0	11.248944	50.0	1047605.0	1.124894	Y
4	IC 410-311123/14	20.0	23.191798	50.0	1041836.0	1.15959	Y
5	ICIS 410-311123/13	50.0	58.974323	50.0	1069167.0	1.179486	Y
6	IC 410-311123/12	100.0	118.123951	50.0	1109987.0	1.18124	Y
7	IC 410-311123/11	300.0	323.49369	50.0	1164900.0	1.078312	Y

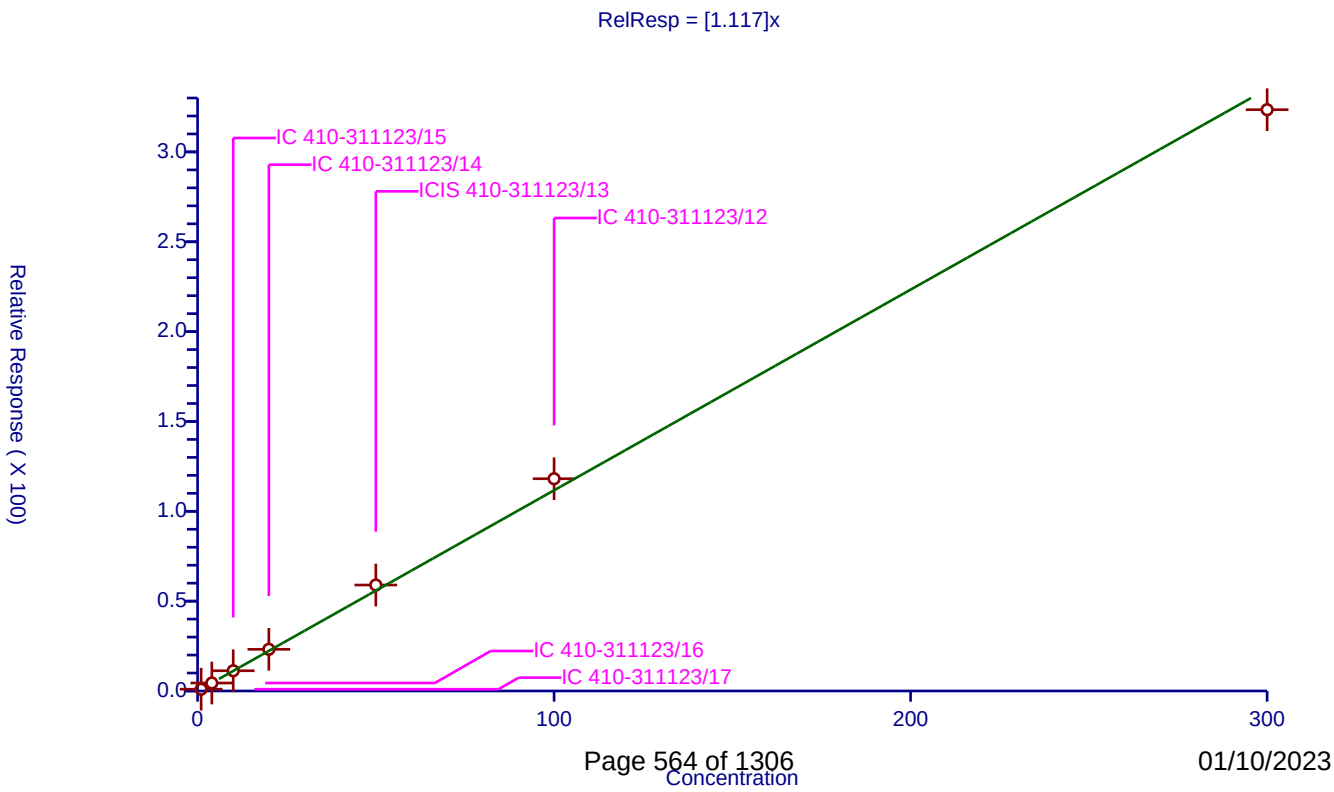

01/10/2023

Calibration / Bromoform

Curve Type:	Average
Weighting:	Conc_Sq
Origin:	Force
Dependency:	Response
Calib Mode:	ISTD
Response Base:	AREA
RF Rounding:	0

Curve Coefficients

Intercept:	0
Slope:	0.2529

Error Coefficients

Standard Error:	822000
Relative Standard Error:	9.6
Correlation Coefficient:	1.000
Coefficient of Determination (Adjusted):	0.990

ID	Level	Concentration	Rel. Resp.	IS Amount	IS Response	RRF	Used
1	IC 410-311123/17	1.0	0.207443	50.0	1014254.0	0.207443	Y
2	IC 410-311123/16	4.0	0.979136	50.0	997359.0	0.244784	Y
3	IC 410-311123/15	10.0	2.403912	50.0	1047605.0	0.240391	Y
4	IC 410-311123/14	20.0	5.198467	50.0	1041836.0	0.259923	Y
5	ICIS 410-311123/13	50.0	13.604657	50.0	1069167.0	0.272093	Y
6	IC 410-311123/12	100.0	27.476358	50.0	1109987.0	0.274764	Y
7	IC 410-311123/11	300.0	81.202936	50.0	1164900.0	0.270676	Y

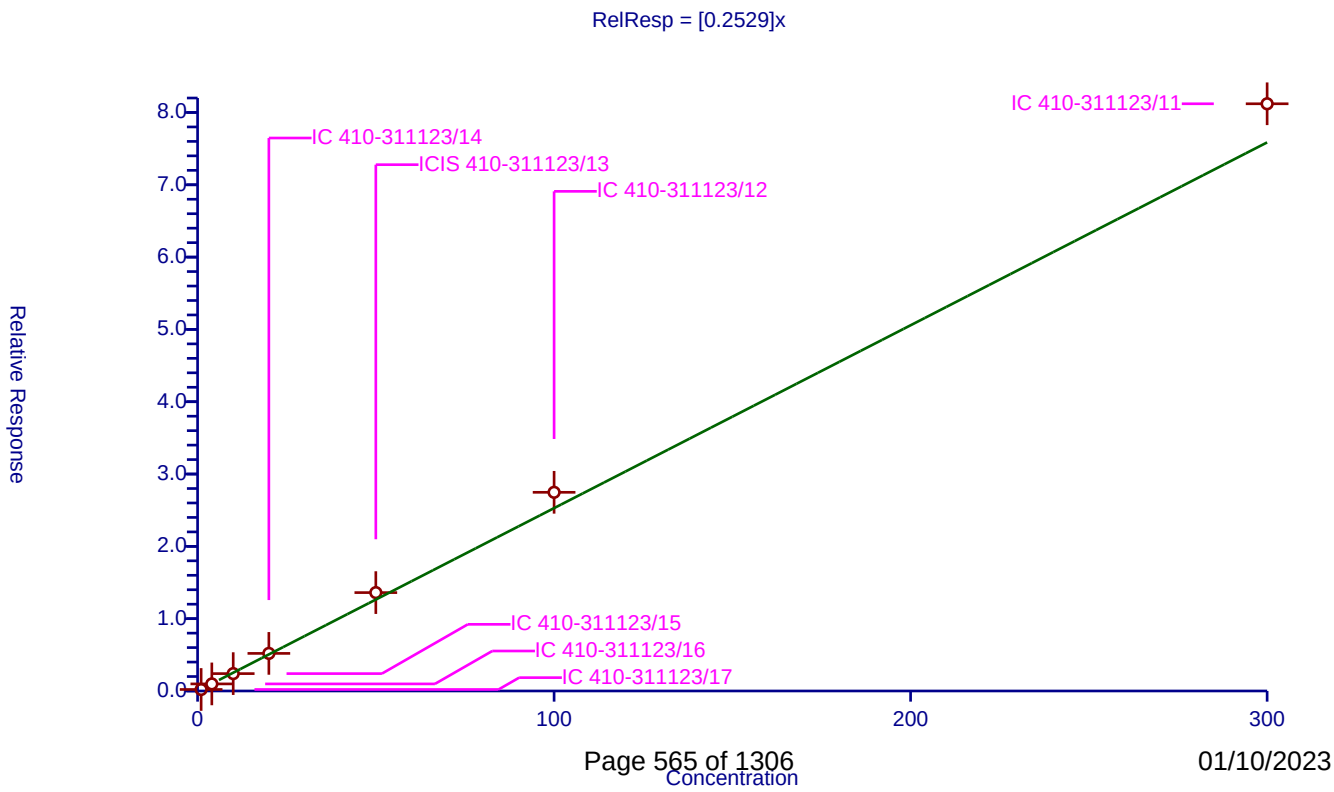

01/10/2023

Calibration / Isopropylbenzene

Curve Type:	Average
Weighting:	Conc_Sq
Origin:	Force
Dependency:	Response
Calib Mode:	ISTD
Response Base:	AREA
RF Rounding:	0

Curve Coefficients

Intercept:	0
Slope:	1.798

Error Coefficients

Standard Error:	4810000
Relative Standard Error:	9.1
Correlation Coefficient:	0.997
Coefficient of Determination (Adjusted):	0.991

ID	Level	Concentration	Rel. Resp.	IS Amount	IS Response	RRF	Used
1	IC 410-311123/17	1.0	1.57988	50.0	1014254.0	1.57988	Y
2	IC 410-311123/16	4.0	7.468274	50.0	997359.0	1.867068	Y
3	IC 410-311123/15	10.0	18.836584	50.0	1047605.0	1.883658	Y
4	IC 410-311123/14	20.0	38.698317	50.0	1041836.0	1.934916	Y
5	ICIS 410-311123/13	50.0	95.086408	50.0	1069167.0	1.901728	Y
6	IC 410-311123/12	100.0	187.803506	50.0	1109987.0	1.878035	Y
7	IC 410-311123/11	300.0	462.687527	50.0	1164900.0	1.542292	Y

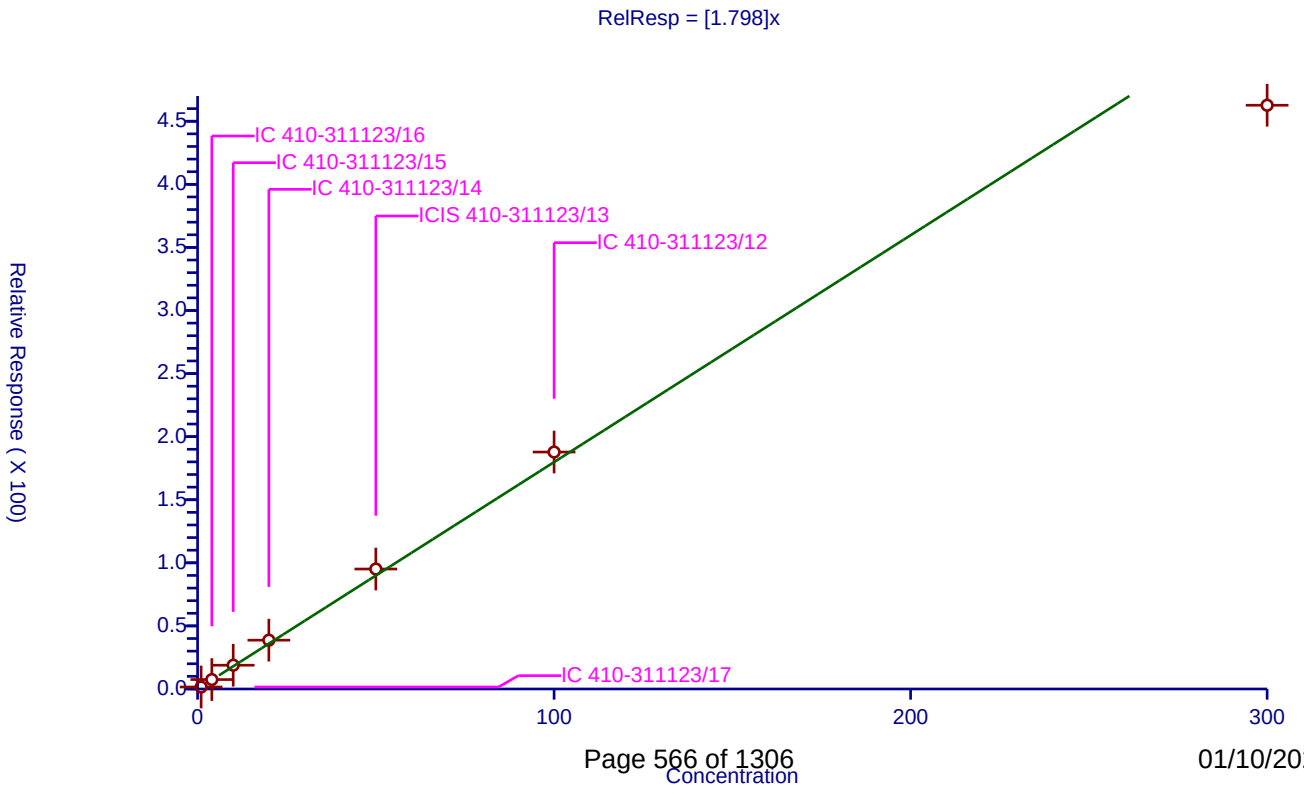

01/10/2023

Calibration / Cyclohexanone

Curve Type:	Average
Weighting:	Conc_Sq
Origin:	Force
Dependency:	Response
Calib Mode:	ISTD
Response Base:	AREA
RF Rounding:	0

Curve Coefficients

Intercept:	0
Slope:	0.3019

Error Coefficients

Standard Error:	1380000
Relative Standard Error:	7.7
Correlation Coefficient:	0.998
Coefficient of Determination (Adjusted):	0.992

ID	Level	Concentration	Rel. Resp.	IS Amount	IS Response	RRF	Used
1	IC 410-311123/17	50.003239	13.555308	250.0	601720.0	0.271089	Y
2	IC 410-311123/16	200.012957	60.54461	250.0	723545.0	0.302703	Y
3	IC 410-311123/15	250.016196	74.707898	250.0	751450.0	0.298812	Y
4	IC 410-311123/14	500.032392	163.872199	250.0	750620.0	0.327723	Y
5	ICIS 410-311123/13	625.04049	209.095147	250.0	746464.0	0.334531	Y
6	IC 410-311123/12	1250.08098	375.626663	250.0	758183.0	0.300482	Y
7	IC 410-311123/11	3750.24294	1041.227229	250.0	739202.0	0.277643	Y

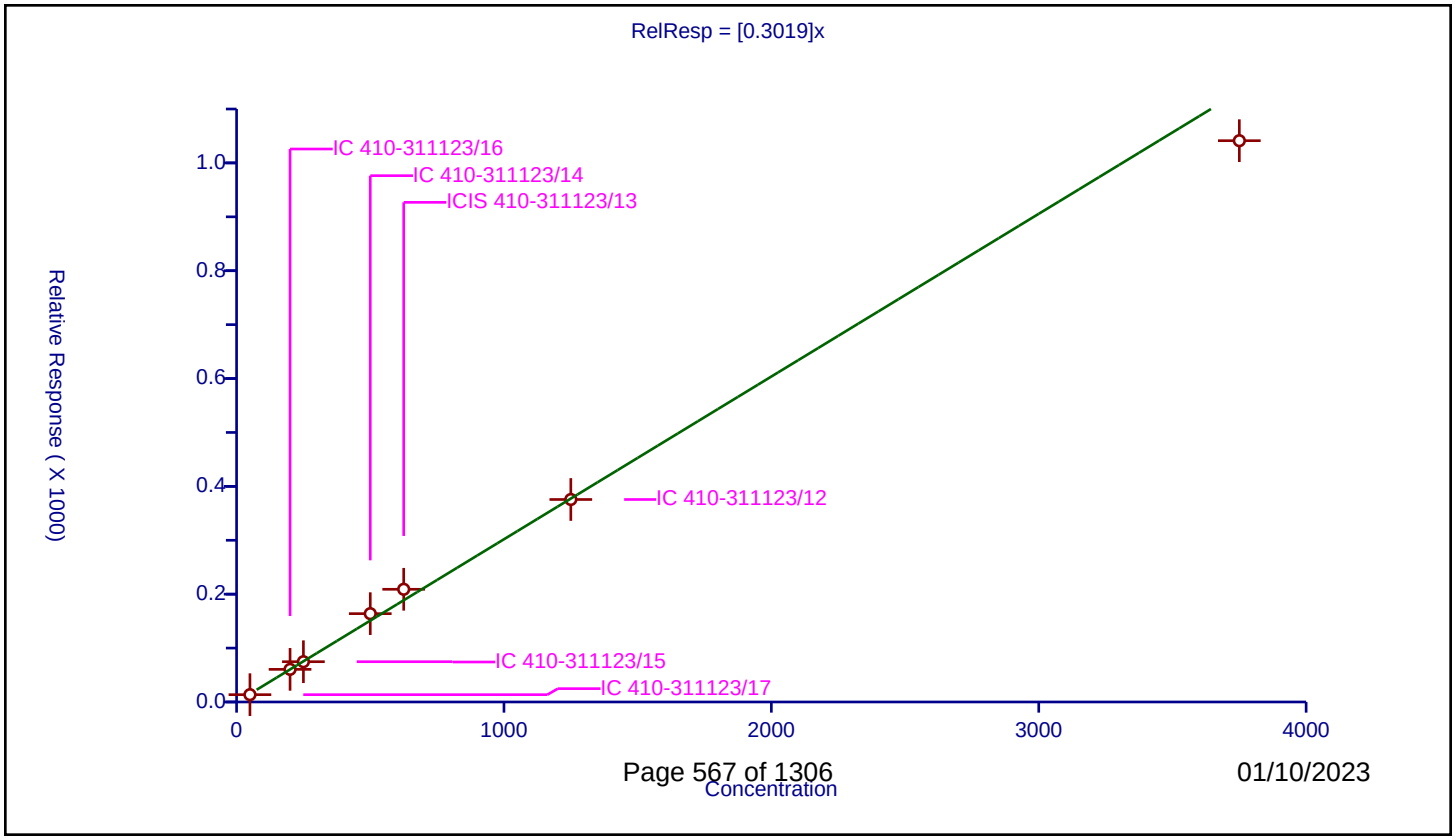

Calibration / 4-Bromofluorobenzene (Surr)

Curve Type:	Average
Weighting:	Conc_Sq
Origin:	Force
Dependency:	Response
Calib Mode:	ISTD
Response Base:	AREA
RF Rounding:	0

Curve Coefficients

Intercept:	0
Slope:	0.5156

Error Coefficients

Standard Error:	593000
Relative Standard Error:	0.8
Correlation Coefficient:	0.00000000000000000000
Coefficient of Determination (Adjusted):	0

ID	Level	Concentration	Rel. Resp.	IS Amount	IS Response	RRF	Used
1	IC 410-311123/11	50.0	25.663319	50.0	1164900.0	0.513266	Y
2	IC 410-311123/12	50.0	26.058188	50.0	1109987.0	0.521164	Y
3	ICIS 410-311123/13	50.0	25.450327	50.0	1069167.0	0.509007	Y
4	IC 410-311123/14	50.0	25.8617	50.0	1041836.0	0.517234	Y
5	IC 410-311123/15	50.0	26.025315	50.0	1047605.0	0.520506	Y
6	IC 410-311123/16	50.0	25.723987	50.0	997359.0	0.51448	Y
7	IC 410-311123/17	50.0	25.692578	50.0	1014254.0	0.513852	Y

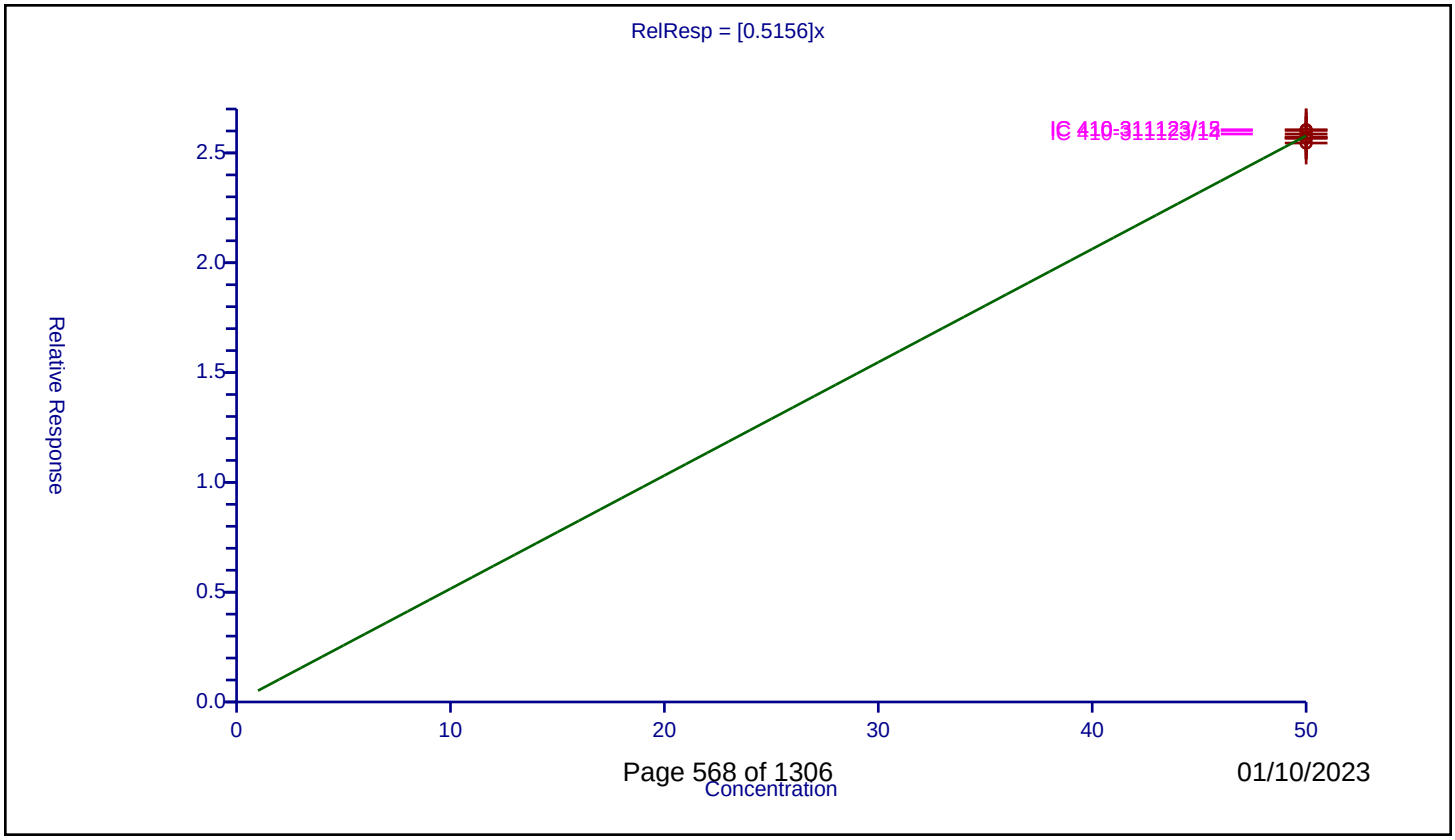

Calibration / 1,1,2,2-Tetrachloroethane

Curve Type:	Average
Weighting:	Conc_Sq
Origin:	Force
Dependency:	Response
Calib Mode:	ISTD
Response Base:	AREA
RF Rounding:	0

Curve Coefficients

Intercept:	0
Slope:	1.216

Error Coefficients

Standard Error:	1890000
Relative Standard Error:	2.7
Correlation Coefficient:	1.000
Coefficient of Determination (Adjusted):	0.999

ID	Level	Concentration	Rel. Resp.	IS Amount	IS Response	RRF	Used
1	IC 410-311123/17	1.0	1.214597	50.0	549112.0	1.214597	Y
2	IC 410-311123/16	4.0	4.926329	50.0	545599.0	1.231582	Y
3	IC 410-311123/15	10.0	12.115398	50.0	580113.0	1.21154	Y
4	IC 410-311123/14	20.0	24.848716	50.0	569458.0	1.242436	Y
5	ICIS 410-311123/13	50.0	62.331686	50.0	576823.0	1.246634	Y
6	IC 410-311123/12	100.0	121.415132	50.0	605880.0	1.214151	Y
7	IC 410-311123/11	300.0	344.485102	50.0	628153.0	1.148284	Y

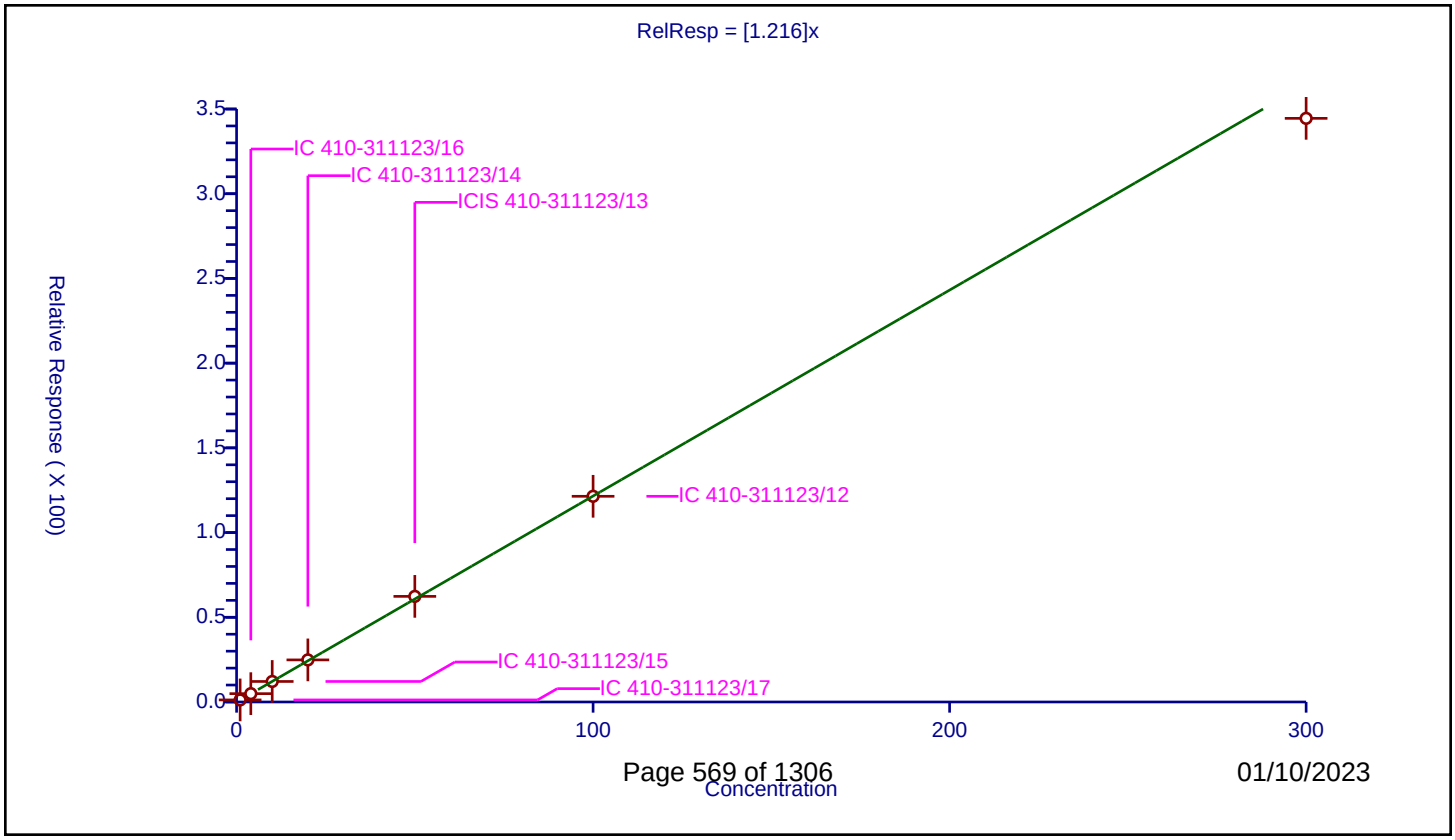

Calibration / Bromobenzene

Curve Type:	Average
Weighting:	Conc_Sq
Origin:	Force
Dependency:	Response
Calib Mode:	ISTD
Response Base:	AREA
RF Rounding:	0

Curve Coefficients

Intercept:	0
Slope:	0.7266

Error Coefficients

Standard Error:	1170000
Relative Standard Error:	3.5
Correlation Coefficient:	1.000
Coefficient of Determination (Adjusted):	0.999

ID	Level	Concentration	Rel. Resp.	IS Amount	IS Response	RRF	Used
1	IC 410-311123/17	1.0	0.681464	50.0	549112.0	0.681464	Y
2	IC 410-311123/16	4.0	2.866941	50.0	545599.0	0.716735	Y
3	IC 410-311123/15	10.0	7.335381	50.0	580113.0	0.733538	Y
4	IC 410-311123/14	20.0	14.757541	50.0	569458.0	0.737877	Y
5	ICIS 410-311123/13	50.0	37.508993	50.0	576823.0	0.75018	Y
6	IC 410-311123/12	100.0	75.344953	50.0	605880.0	0.75345	Y
7	IC 410-311123/11	300.0	213.845194	50.0	628153.0	0.712817	Y

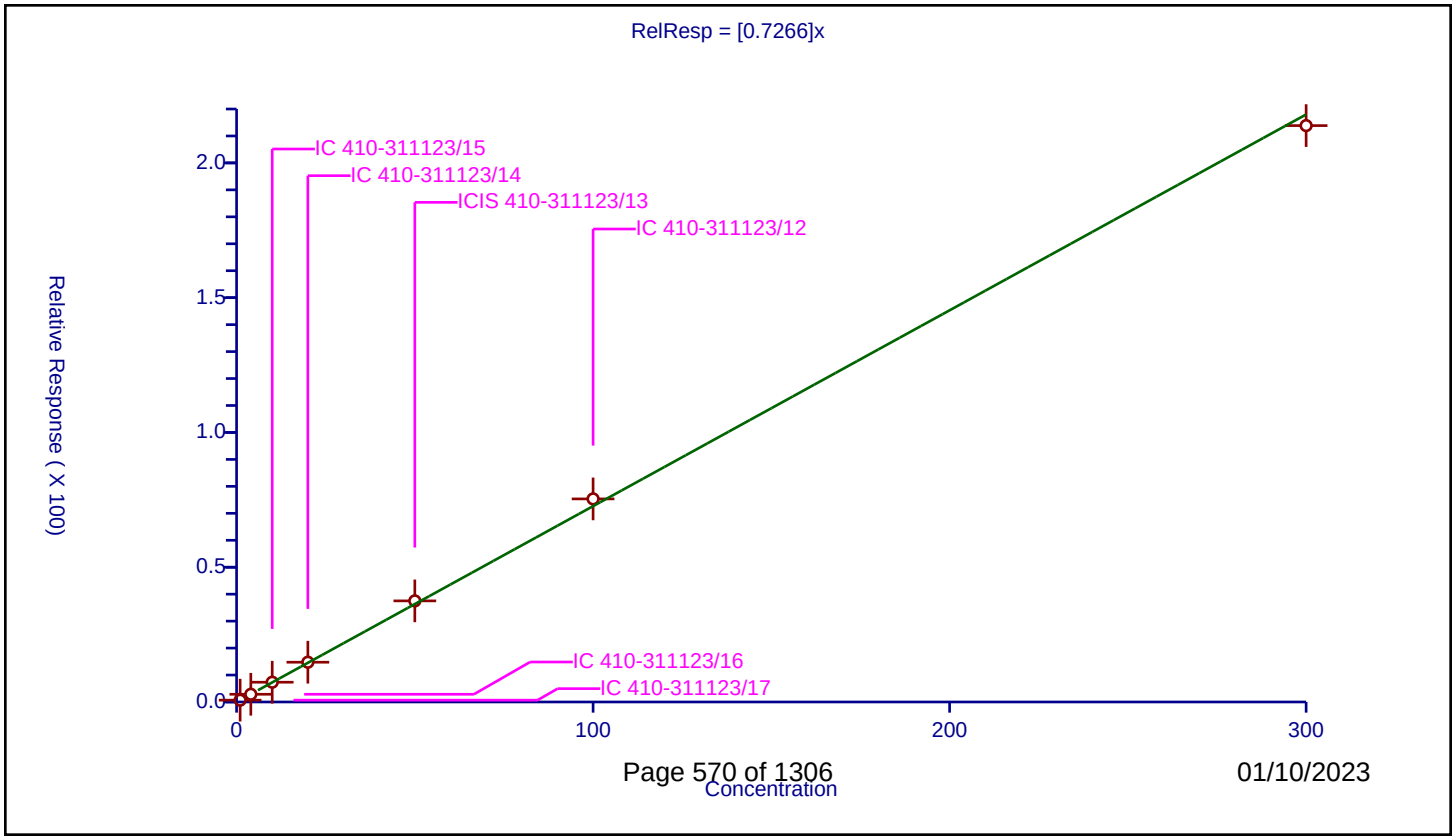

Calibration / 1,2,3-Trichloropropane

Curve Type:	Average
Weighting:	Conc_Sq
Origin:	Force
Dependency:	Response
Calib Mode:	ISTD
Response Base:	AREA
RF Rounding:	0

Curve Coefficients

Intercept:	0
Slope:	0.3488

Error Coefficients

Standard Error:	529000
Relative Standard Error:	7.4
Correlation Coefficient:	1.000
Coefficient of Determination (Adjusted):	0.993

ID	Level	Concentration	Rel. Resp.	IS Amount	IS Response	RRF	Used
1	IC 410-311123/17	1.0	0.401648	50.0	549112.0	0.401648	Y
2	IC 410-311123/16	4.0	1.39663	50.0	545599.0	0.349158	Y
3	IC 410-311123/15	10.0	3.327024	50.0	580113.0	0.332702	Y
4	IC 410-311123/14	20.0	7.019043	50.0	569458.0	0.350952	Y
5	ICIS 410-311123/13	50.0	17.469224	50.0	576823.0	0.349384	Y
6	IC 410-311123/12	100.0	33.643296	50.0	605880.0	0.336433	Y
7	IC 410-311123/11	300.0	96.395464	50.0	628153.0	0.321318	Y

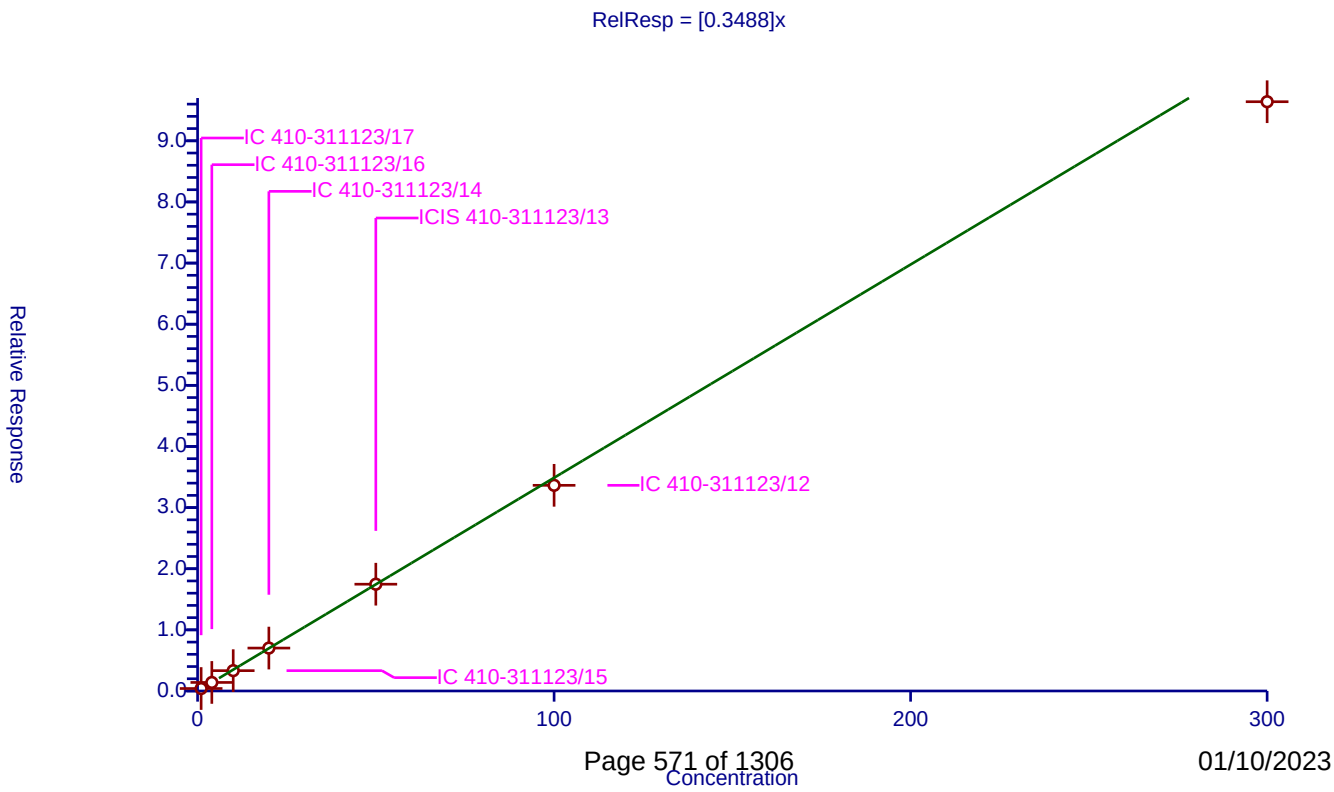

Calibration / trans-1,4-Dichloro-2-butene

Curve Type:	Average
Weighting:	Conc_Sq
Origin:	Force
Dependency:	Response
Calib Mode:	ISTD
Response Base:	AREA
RF Rounding:	0

Curve Coefficients

Intercept:	0
Slope:	0.3729

Error Coefficients

Standard Error:	1470000
Relative Standard Error:	4.4
Correlation Coefficient:	1.000
Coefficient of Determination (Adjusted):	0.997

ID	Level	Concentration	Rel. Resp.	IS Amount	IS Response	RRF	Used
1	IC 410-311123/17	10.0	3.539533	50.0	549112.0	0.353953	Y
2	IC 410-311123/16	40.0	15.666451	50.0	545599.0	0.391661	Y
3	IC 410-311123/15	50.0	18.13276	50.0	580113.0	0.362655	Y
4	IC 410-311123/14	100.0	38.939571	50.0	569458.0	0.389396	Y
5	ICIS 410-311123/13	125.0	47.768466	50.0	576823.0	0.382148	Y
6	IC 410-311123/12	250.0	94.576649	50.0	605880.0	0.378307	Y
7	IC 410-311123/11	750.0	264.128564	50.0	628153.0	0.352171	Y

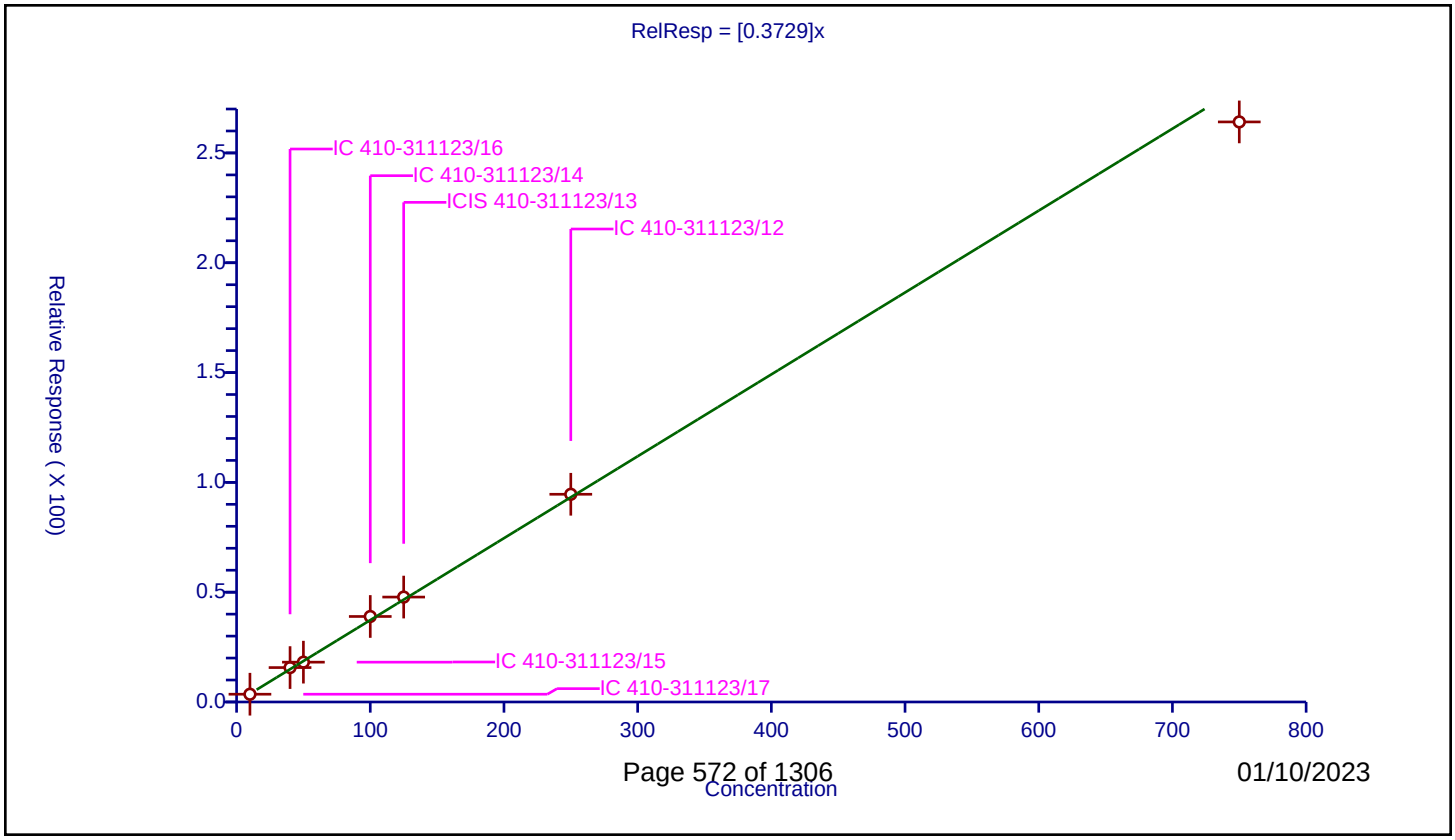

Calibration / N-Propylbenzene

Curve Type:	Average
Weighting:	Conc_Sq
Origin:	Force
Dependency:	Response
Calib Mode:	ISTD
Response Base:	AREA
RF Rounding:	0

Curve Coefficients

Intercept:	0
Slope:	3.678

Error Coefficients

Standard Error:	5100000
Relative Standard Error:	9.6
Correlation Coefficient:	0.994
Coefficient of Determination (Adjusted):	0.990

ID	Level	Concentration	Rel. Resp.	IS Amount	IS Response	RRF	Used
1	IC 410-311123/17	1.0	3.398123	50.0	549112.0	3.398123	Y
2	IC 410-311123/16	4.0	15.675982	50.0	545599.0	3.918995	Y
3	IC 410-311123/15	10.0	37.160863	50.0	580113.0	3.716086	Y
4	IC 410-311123/14	20.0	78.686049	50.0	569458.0	3.934302	Y
5	ICIS 410-311123/13	50.0	196.655473	50.0	576823.0	3.933109	Y
6	IC 410-311123/12	100.0	383.75132	50.0	605880.0	3.837513	Y
7	IC 410-311123/11	300.0	901.578915	50.0	628153.0	3.005263	Y

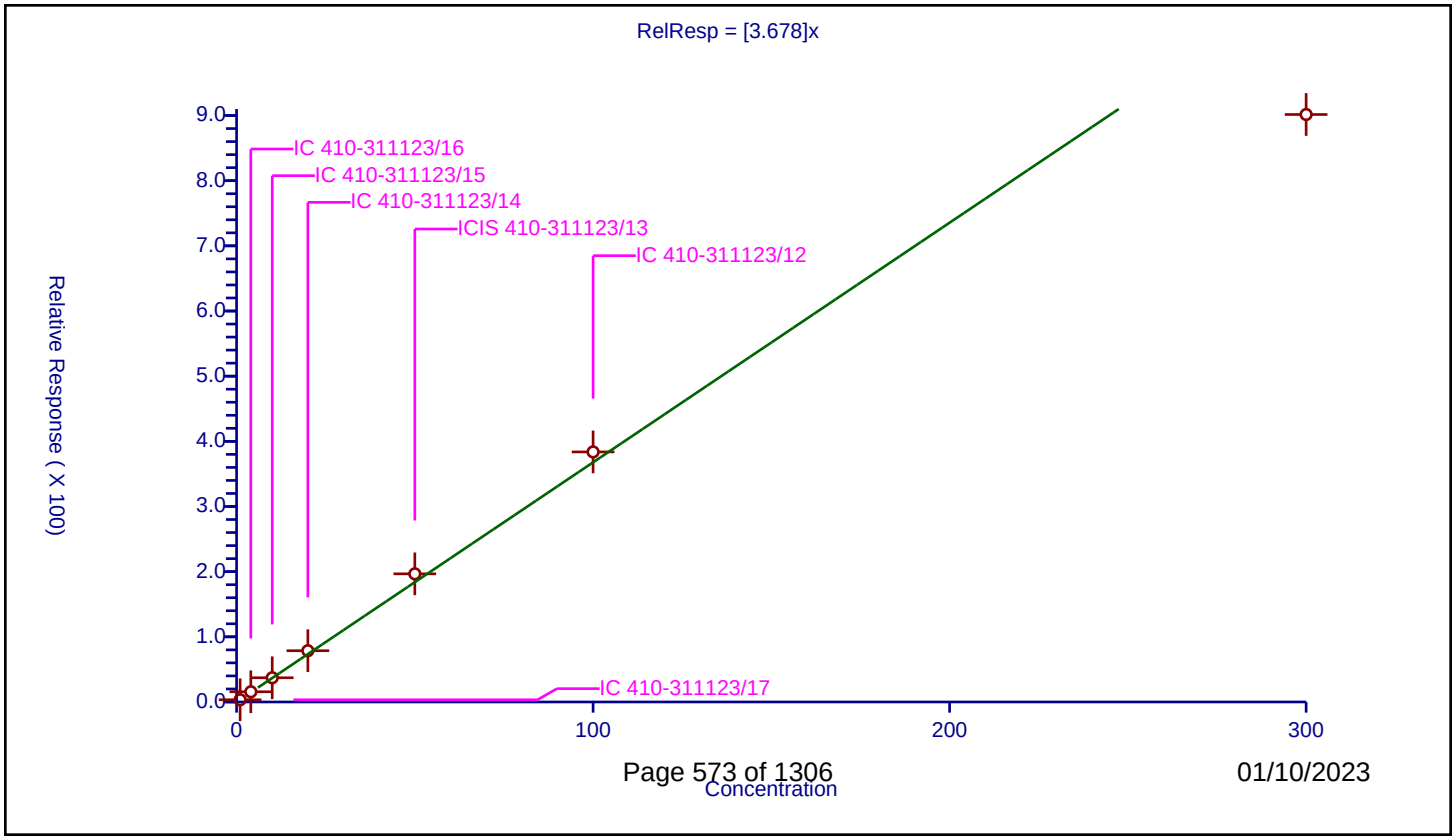

01/10/2023

Calibration / 2-Chlorotoluene

Curve Type:	Average
Weighting:	Conc_Sq
Origin:	Force
Dependency:	Response
Calib Mode:	ISTD
Response Base:	AREA
RF Rounding:	0

Curve Coefficients

Intercept:	0
Slope:	0.7469

Error Coefficients

Standard Error:	1170000
Relative Standard Error:	4.3
Correlation Coefficient:	1.000
Coefficient of Determination (Adjusted):	0.998

ID	Level	Concentration	Rel. Resp.	IS Amount	IS Response	RRF	Used
1	IC 410-311123/17	1.0	0.697217	50.0	549112.0	0.697217	Y
2	IC 410-311123/16	4.0	3.047568	50.0	545599.0	0.761892	Y
3	IC 410-311123/15	10.0	7.467166	50.0	580113.0	0.746717	Y
4	IC 410-311123/14	20.0	15.449954	50.0	569458.0	0.772498	Y
5	ICIS 410-311123/13	50.0	38.37217	50.0	576823.0	0.767443	Y
6	IC 410-311123/12	100.0	77.649452	50.0	605880.0	0.776495	Y
7	IC 410-311123/11	300.0	211.881819	50.0	628153.0	0.706273	Y

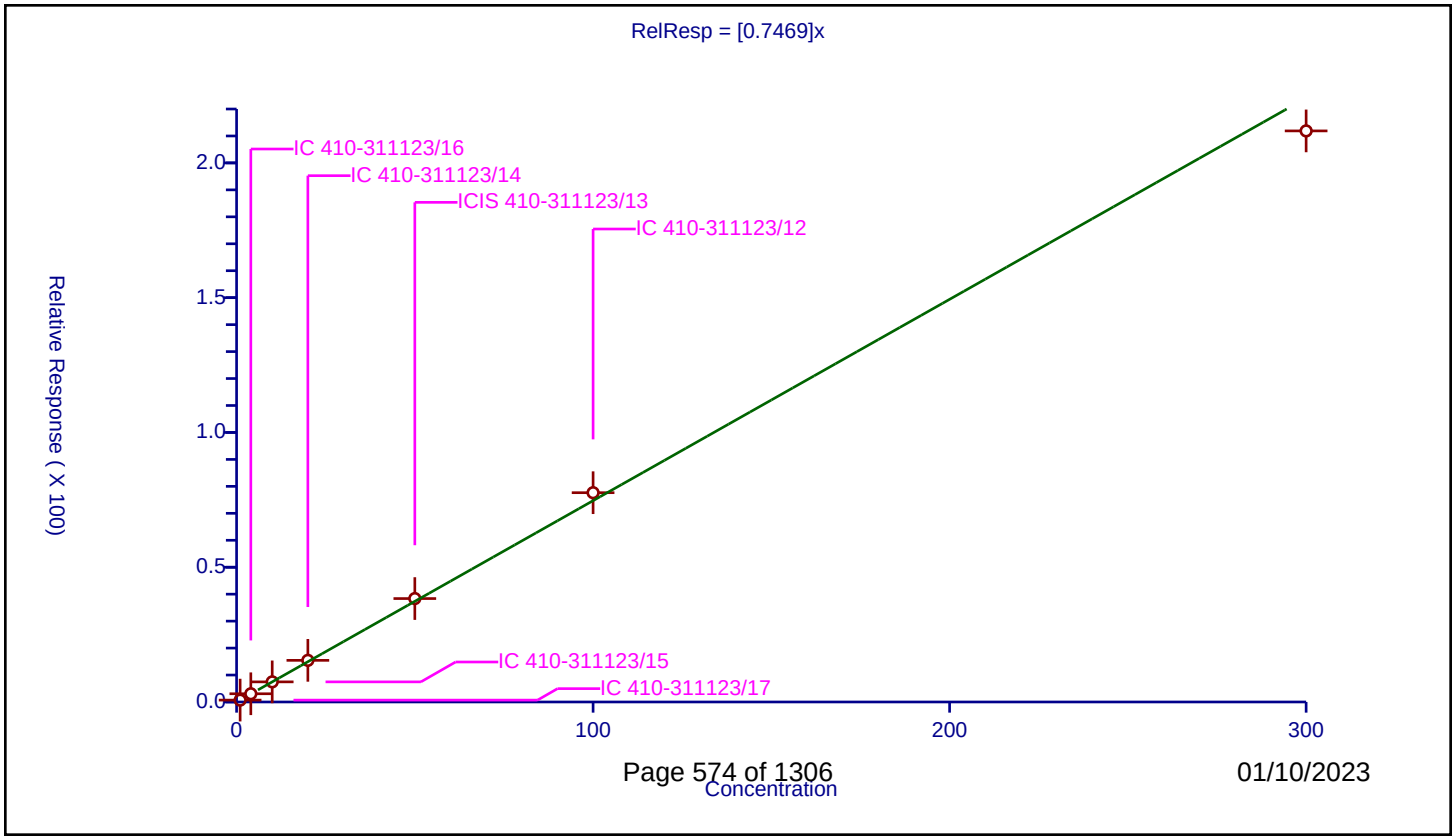

Calibration / 1,3,5-Trimethylbenzene

Curve Type:	Average
Weighting:	Conc_Sq
Origin:	Force
Dependency:	Response
Calib Mode:	ISTD
Response Base:	AREA
RF Rounding:	0

Curve Coefficients

Intercept:	0
Slope:	2.691

Error Coefficients

Standard Error:	3960000
Relative Standard Error:	7.8
Correlation Coefficient:	0.997
Coefficient of Determination (Adjusted):	0.993

ID	Level	Concentration	Rel. Resp.	IS Amount	IS Response	RRF	Used
1	IC 410-311123/17	1.0	2.431562	50.0	549112.0	2.431562	Y
2	IC 410-311123/16	4.0	11.149397	50.0	545599.0	2.787349	Y
3	IC 410-311123/15	10.0	27.056711	50.0	580113.0	2.705671	Y
4	IC 410-311123/14	20.0	57.44392	50.0	569458.0	2.872196	Y
5	ICIS 410-311123/13	50.0	142.894441	50.0	576823.0	2.857889	Y
6	IC 410-311123/12	100.0	282.318116	50.0	605880.0	2.823181	Y
7	IC 410-311123/11	300.0	708.77334	50.0	628153.0	2.362578	Y

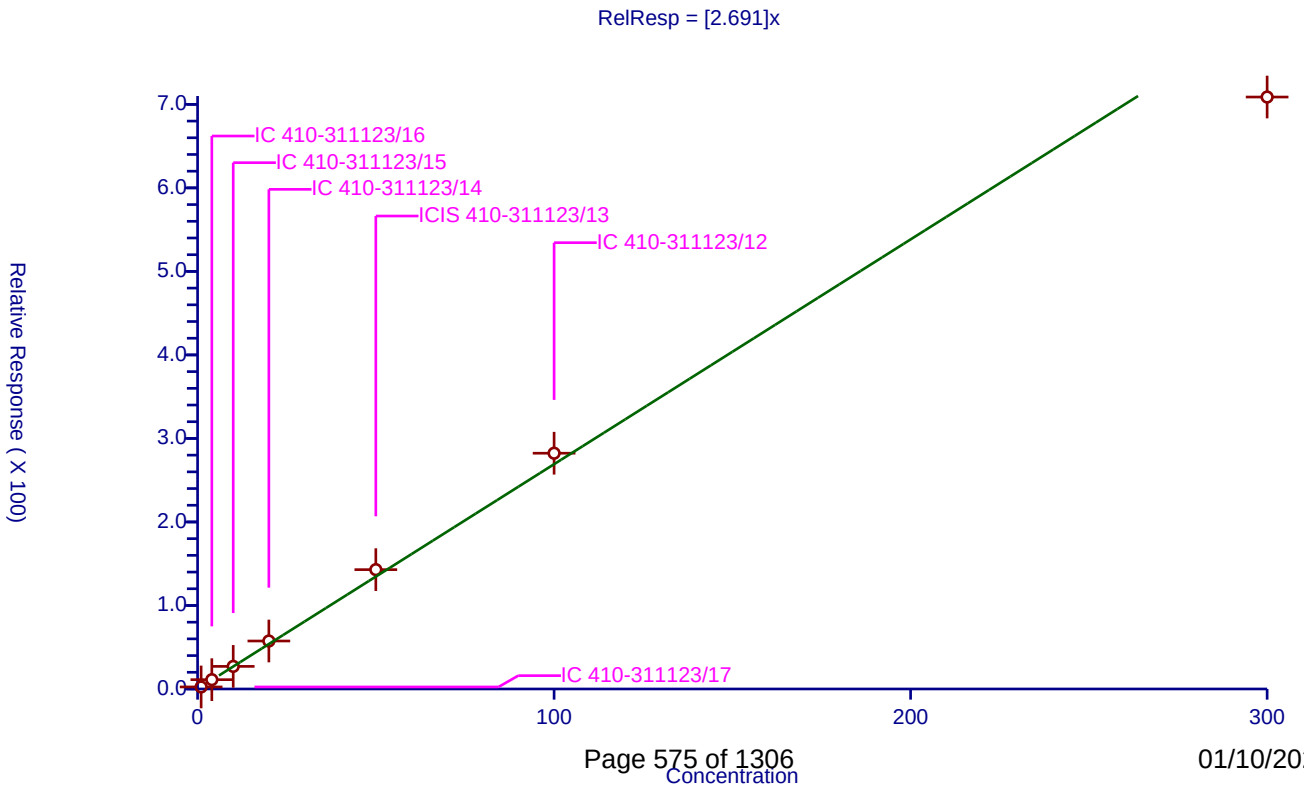

Calibration / 4-Chlorotoluene

Curve Type:	Average
Weighting:	Conc_Sq
Origin:	Force
Dependency:	Response
Calib Mode:	ISTD
Response Base:	AREA
RF Rounding:	0

Curve Coefficients

Intercept:	0
Slope:	0.7325

Error Coefficients

Standard Error:	1150000
Relative Standard Error:	2.7
Correlation Coefficient:	1.000
Coefficient of Determination (Adjusted):	0.999

ID	Level	Concentration	Rel. Resp.	IS Amount	IS Response	RRF	Used
1	IC 410-311123/17	1.0	0.756494	50.0	549112.0	0.756494	Y
2	IC 410-311123/16	4.0	2.932557	50.0	545599.0	0.733139	Y
3	IC 410-311123/15	10.0	7.170413	50.0	580113.0	0.717041	Y
4	IC 410-311123/14	20.0	14.801618	50.0	569458.0	0.740081	Y
5	ICIS 410-311123/13	50.0	37.266631	50.0	576823.0	0.745333	Y
6	IC 410-311123/12	100.0	73.947069	50.0	605880.0	0.739471	Y
7	IC 410-311123/11	300.0	208.737999	50.0	628153.0	0.695793	Y

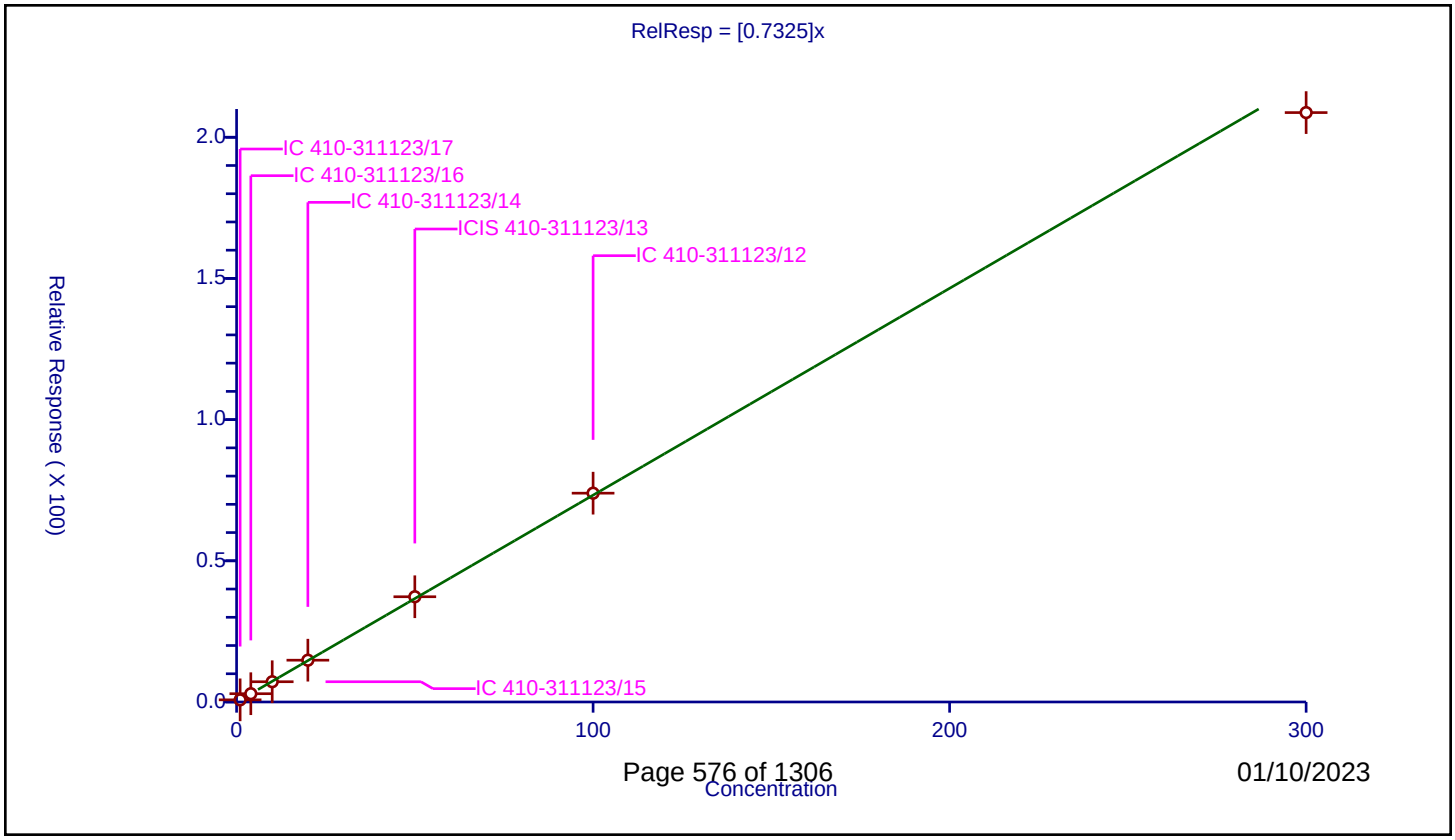

Calibration / tert-Butylbenzene

Curve Type:	Average
Weighting:	Conc_Sq
Origin:	Force
Dependency:	Response
Calib Mode:	ISTD
Response Base:	AREA
RF Rounding:	0

Curve Coefficients

Intercept:	0
Slope:	0.4947

Error Coefficients

Standard Error:	765000
Relative Standard Error:	7.3
Correlation Coefficient:	0.998
Coefficient of Determination (Adjusted):	0.994

ID	Level	Concentration	Rel. Resp.	IS Amount	IS Response	RRF	Used
1	IC 410-311123/17	1.0	0.445902	50.0	549112.0	0.445902	Y
2	IC 410-311123/16	4.0	1.96518	50.0	545599.0	0.491295	Y
3	IC 410-311123/15	10.0	4.814752	50.0	580113.0	0.481475	Y
4	IC 410-311123/14	20.0	10.243688	50.0	569458.0	0.512184	Y
5	ICIS 410-311123/13	50.0	26.90106	50.0	576823.0	0.538021	Y
6	IC 410-311123/12	100.0	53.613917	50.0	605880.0	0.536139	Y
7	IC 410-311123/11	300.0	137.345917	50.0	628153.0	0.45782	Y

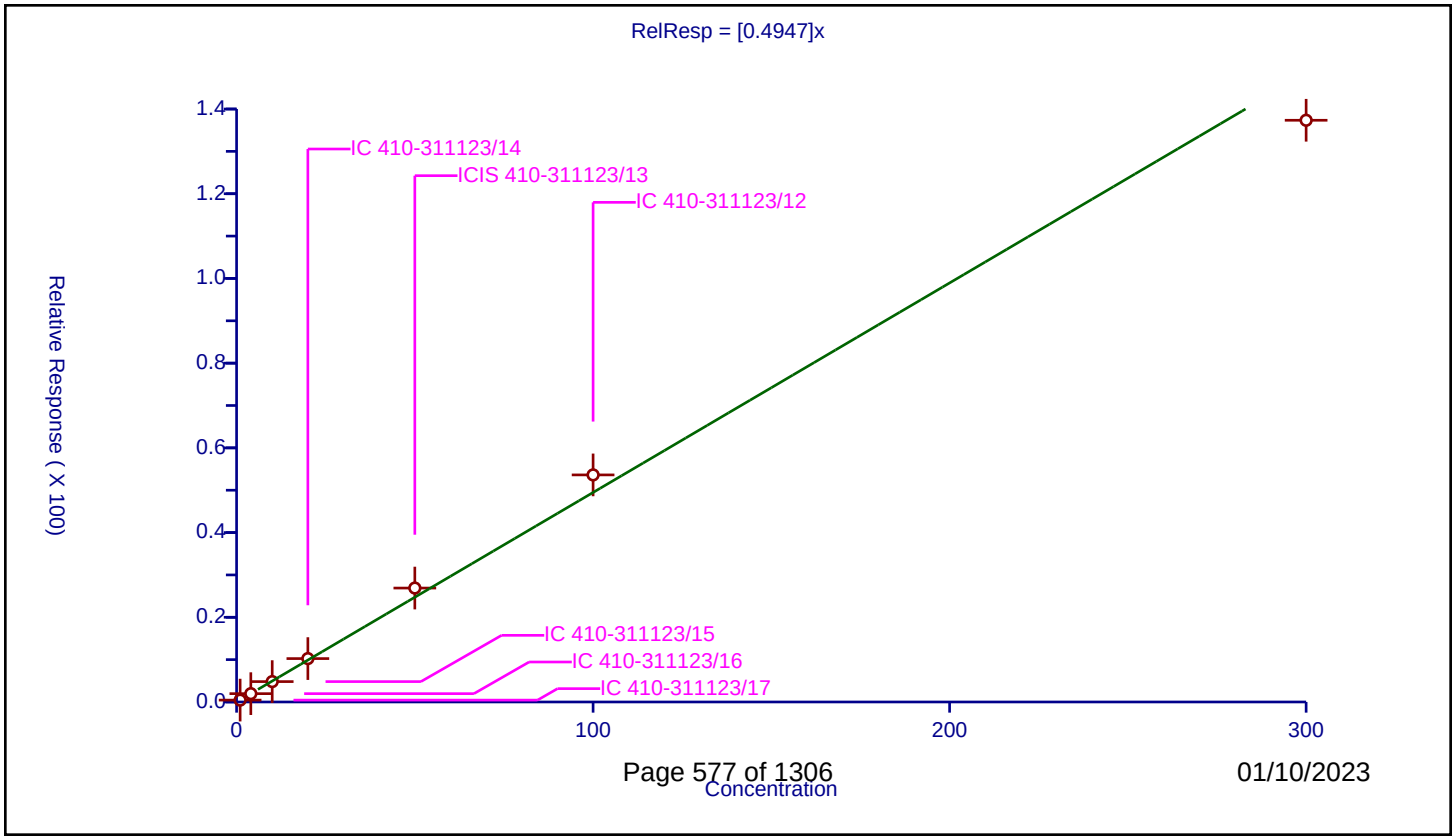

Calibration / 1,2,4-Trimethylbenzene

Curve Type:	Average
Weighting:	Conc_Sq
Origin:	Force
Dependency:	Response
Calib Mode:	ISTD
Response Base:	AREA
RF Rounding:	0

Curve Coefficients

Intercept:	0
Slope:	2.76

Error Coefficients

Standard Error:	4040000
Relative Standard Error:	6.9
Correlation Coefficient:	0.998
Coefficient of Determination (Adjusted):	0.995

ID	Level	Concentration	Rel. Resp.	IS Amount	IS Response	RRF	Used
1	IC 410-311123/17	1.0	2.594097	50.0	549112.0	2.594097	Y
2	IC 410-311123/16	4.0	11.242598	50.0	545599.0	2.810649	Y
3	IC 410-311123/15	10.0	27.878965	50.0	580113.0	2.787896	Y
4	IC 410-311123/14	20.0	58.740504	50.0	569458.0	2.937025	Y
5	ICIS 410-311123/13	50.0	145.848206	50.0	576823.0	2.916964	Y
6	IC 410-311123/12	100.0	286.368918	50.0	605880.0	2.863689	Y
7	IC 410-311123/11	300.0	723.066912	50.0	628153.0	2.410223	Y

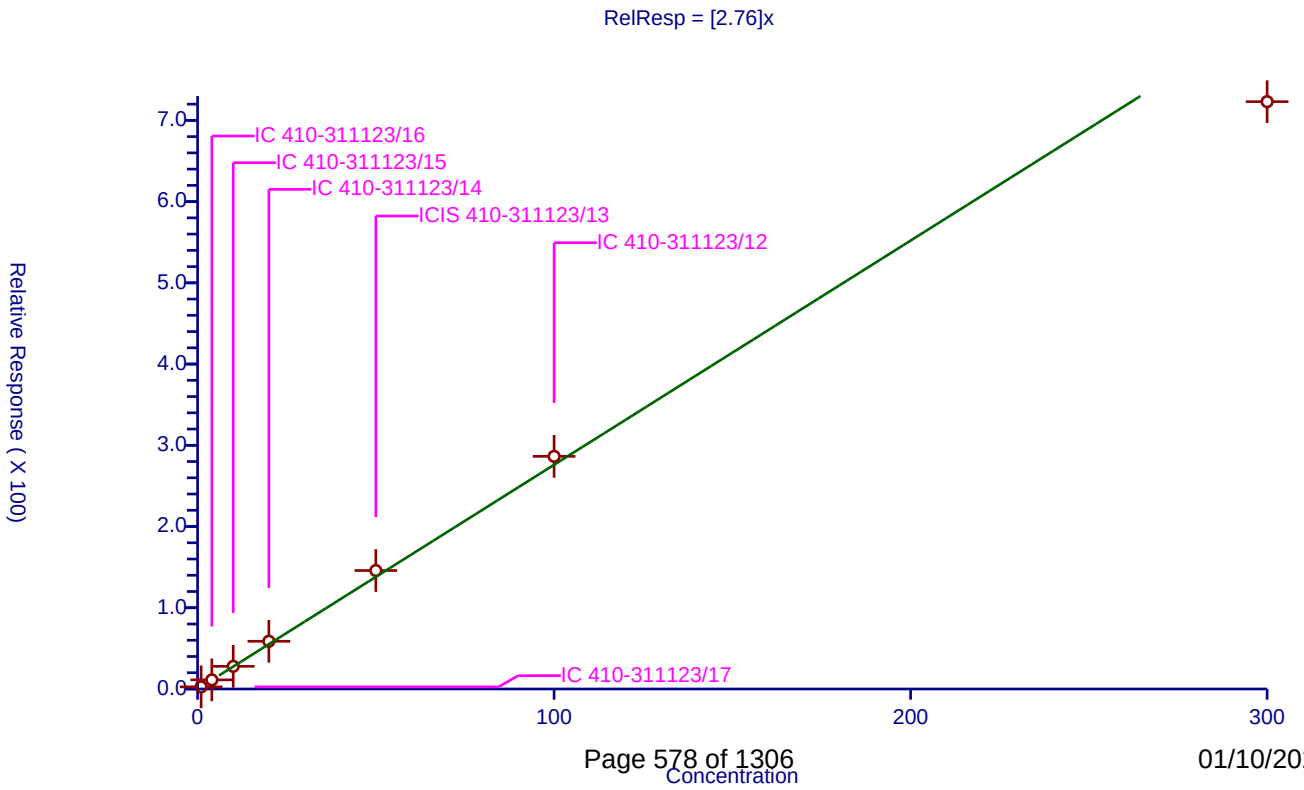

Calibration / sec-Butylbenzene

Curve Type:	Average
Weighting:	Conc_Sq
Origin:	Force
Dependency:	Response
Calib Mode:	ISTD
Response Base:	AREA
RF Rounding:	0

Curve Coefficients

Intercept:	0
Slope:	3.094

Error Coefficients

Standard Error:	4280000
Relative Standard Error:	9.9
Correlation Coefficient:	0.993
Coefficient of Determination (Adjusted):	0.989

ID	Level	Concentration	Rel. Resp.	IS Amount	IS Response	RRF	Used
1	IC 410-311123/17	1.0	2.835487	50.0	549112.0	2.835487	Y
2	IC 410-311123/16	4.0	12.808033	50.0	545599.0	3.202008	Y
3	IC 410-311123/15	10.0	31.617461	50.0	580113.0	3.161746	Y
4	IC 410-311123/14	20.0	67.025926	50.0	569458.0	3.351296	Y
5	ICIS 410-311123/13	50.0	166.107021	50.0	576823.0	3.32214	Y
6	IC 410-311123/12	100.0	327.132931	50.0	605880.0	3.271329	Y
7	IC 410-311123/11	300.0	754.645683	50.0	628153.0	2.515486	Y

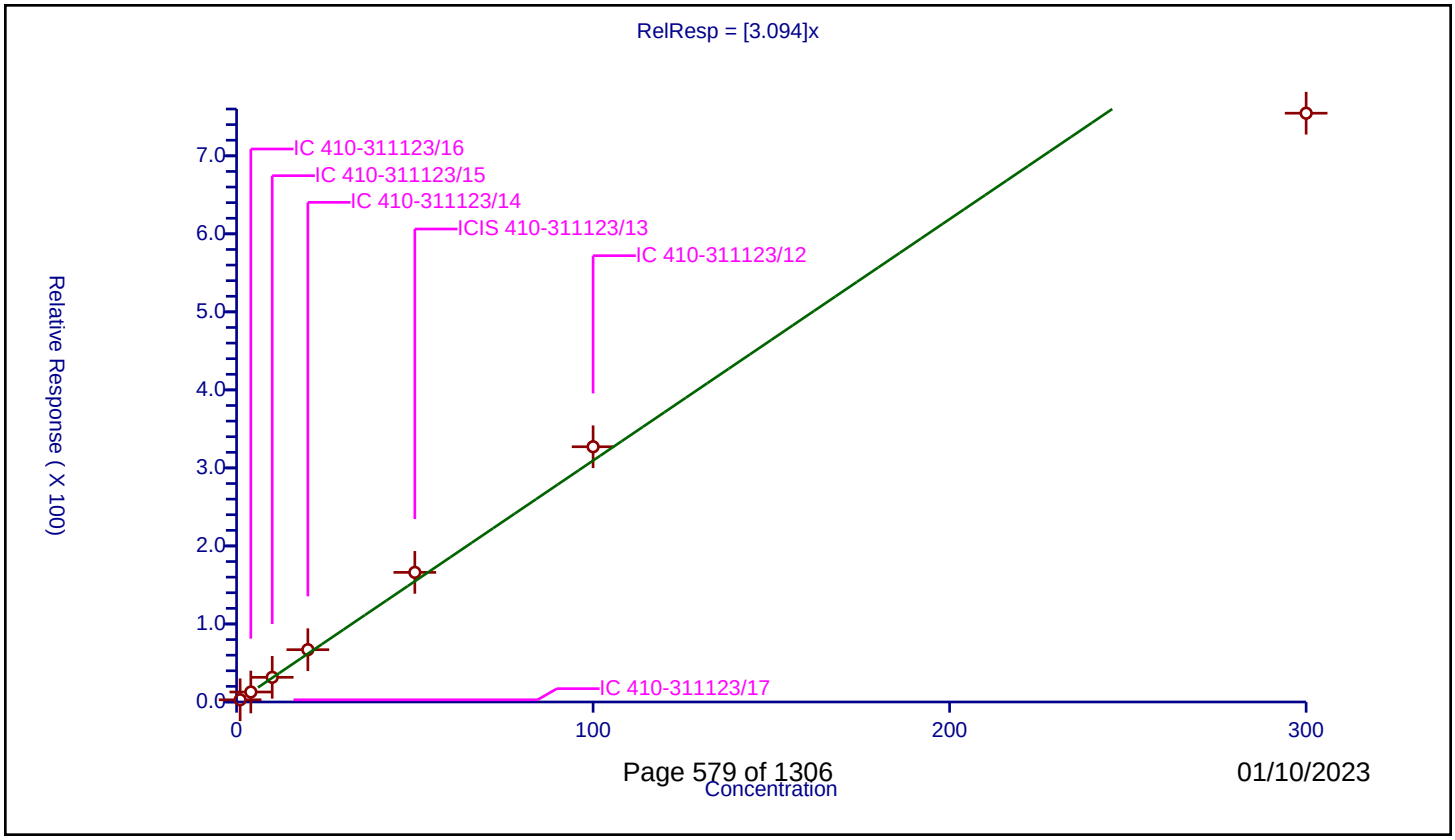

Calibration / 1,3-Dichlorobenzene

Curve Type:	Average
Weighting:	Conc_Sq
Origin:	Force
Dependency:	Response
Calib Mode:	ISTD
Response Base:	AREA
RF Rounding:	0

Curve Coefficients

Intercept:	0
Slope:	1.364

Error Coefficients

Standard Error:	2070000
Relative Standard Error:	4.1
Correlation Coefficient:	1.000
Coefficient of Determination (Adjusted):	0.998

ID	Level	Concentration	Rel. Resp.	IS Amount	IS Response	RRF	Used
1	IC 410-311123/17	1.0	1.348723	50.0	549112.0	1.348723	Y
2	IC 410-311123/16	4.0	5.635916	50.0	545599.0	1.408979	Y
3	IC 410-311123/15	10.0	13.517022	50.0	580113.0	1.351702	Y
4	IC 410-311123/14	20.0	28.244576	50.0	569458.0	1.412229	Y
5	ICIS 410-311123/13	50.0	69.807289	50.0	576823.0	1.396146	Y
6	IC 410-311123/12	100.0	137.793375	50.0	605880.0	1.377934	Y
7	IC 410-311123/11	300.0	375.115856	50.0	628153.0	1.250386	Y

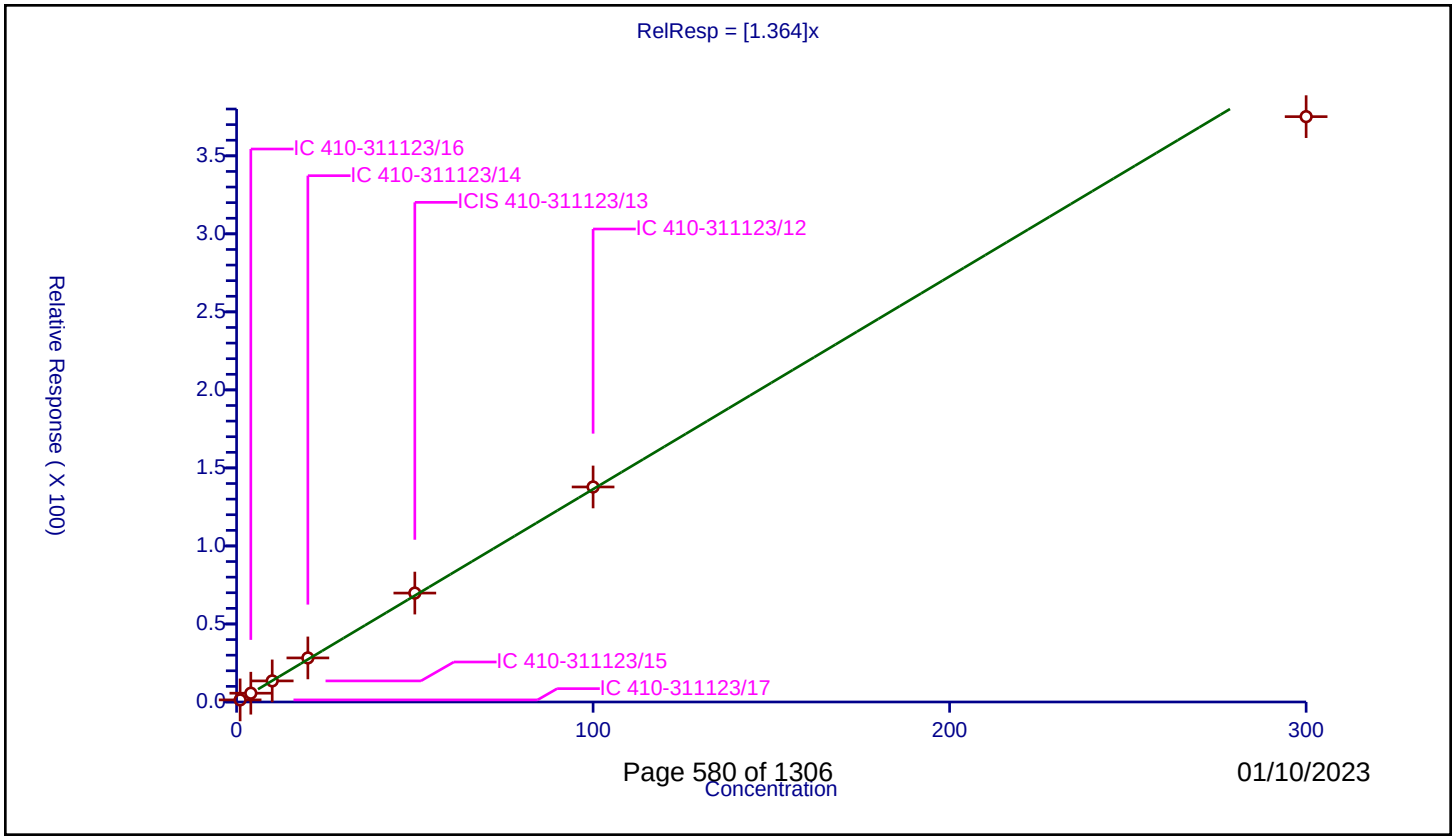

Calibration / 4-Isopropyltoluene

Curve Type:	Average
Weighting:	Conc_Sq
Origin:	Force
Dependency:	Response
Calib Mode:	ISTD
Response Base:	AREA
RF Rounding:	0

Curve Coefficients

Intercept:	0
Slope:	2.631

Error Coefficients

Standard Error:	3710000
Relative Standard Error:	9.6
Correlation Coefficient:	0.994
Coefficient of Determination (Adjusted):	0.990

ID	Level	Concentration	Rel. Resp.	IS Amount	IS Response	RRF	Used
1	IC 410-311123/17	1.0	2.368187	50.0	549112.0	2.368187	Y
2	IC 410-311123/16	4.0	10.893073	50.0	545599.0	2.723268	Y
3	IC 410-311123/15	10.0	26.71626	50.0	580113.0	2.671626	Y
4	IC 410-311123/14	20.0	56.863895	50.0	569458.0	2.843195	Y
5	ICIS 410-311123/13	50.0	141.486123	50.0	576823.0	2.829722	Y
6	IC 410-311123/12	100.0	278.911005	50.0	605880.0	2.78911	Y
7	IC 410-311123/11	300.0	656.621715	50.0	628153.0	2.188739	Y

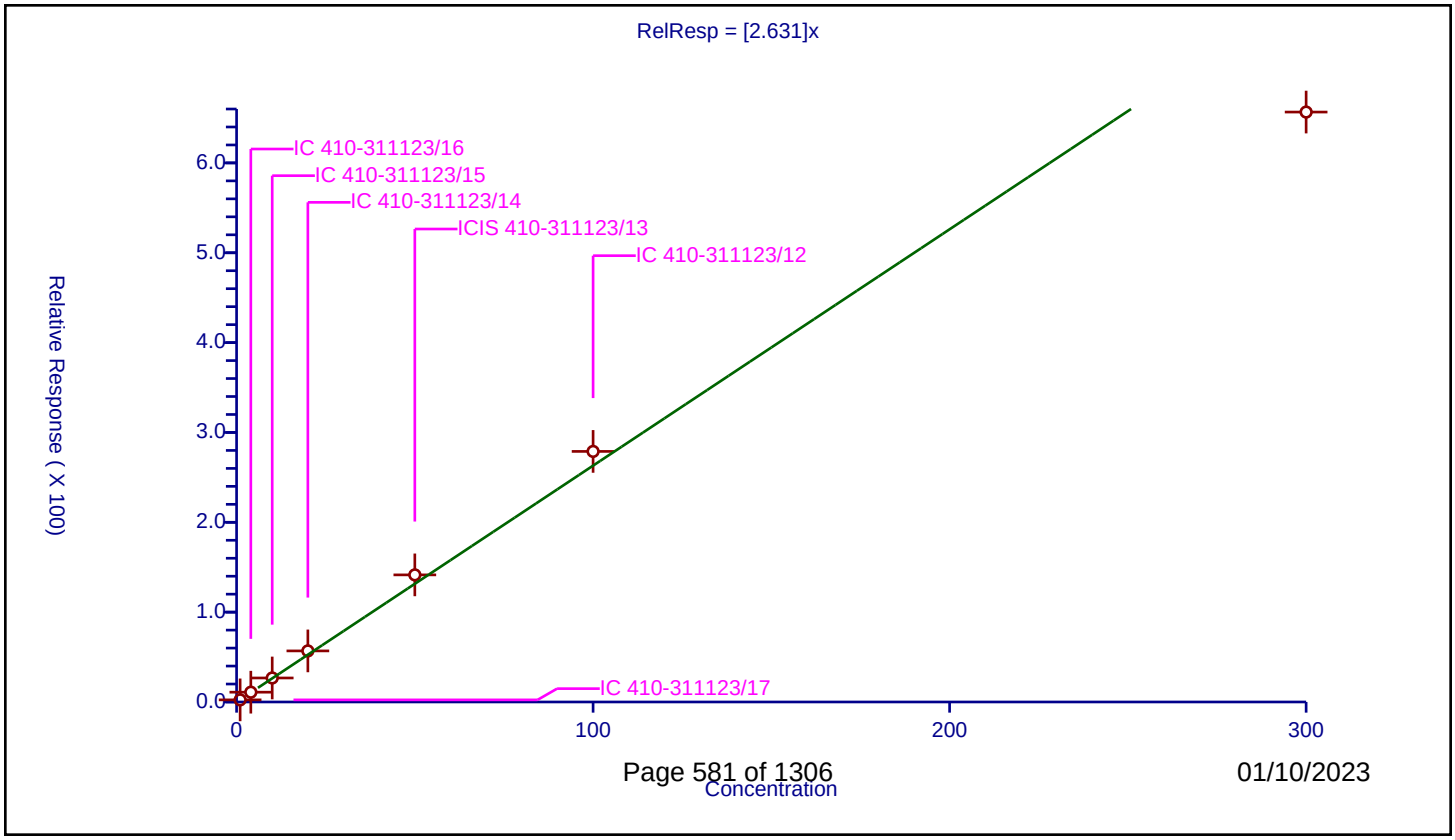

Calibration / 1,4-Dichlorobenzene

Curve Type:	Average
Weighting:	Conc_Sq
Origin:	Force
Dependency:	Response
Calib Mode:	ISTD
Response Base:	AREA
RF Rounding:	0

Curve Coefficients

Intercept:	0
Slope:	1.424

Error Coefficients

Standard Error:	2120000
Relative Standard Error:	4.7
Correlation Coefficient:	0.999
Coefficient of Determination (Adjusted):	0.997

ID	Level	Concentration	Rel. Resp.	IS Amount	IS Response	RRF	Used
1	IC 410-311123/17	1.0	1.471649	50.0	549112.0	1.471649	Y
2	IC 410-311123/16	4.0	5.864289	50.0	545599.0	1.466072	Y
3	IC 410-311123/15	10.0	14.254378	50.0	580113.0	1.425438	Y
4	IC 410-311123/14	20.0	29.331926	50.0	569458.0	1.466596	Y
5	ICIS 410-311123/13	50.0	72.098807	50.0	576823.0	1.441976	Y
6	IC 410-311123/12	100.0	141.698521	50.0	605880.0	1.416985	Y
7	IC 410-311123/11	300.0	383.542863	50.0	628153.0	1.278476	Y

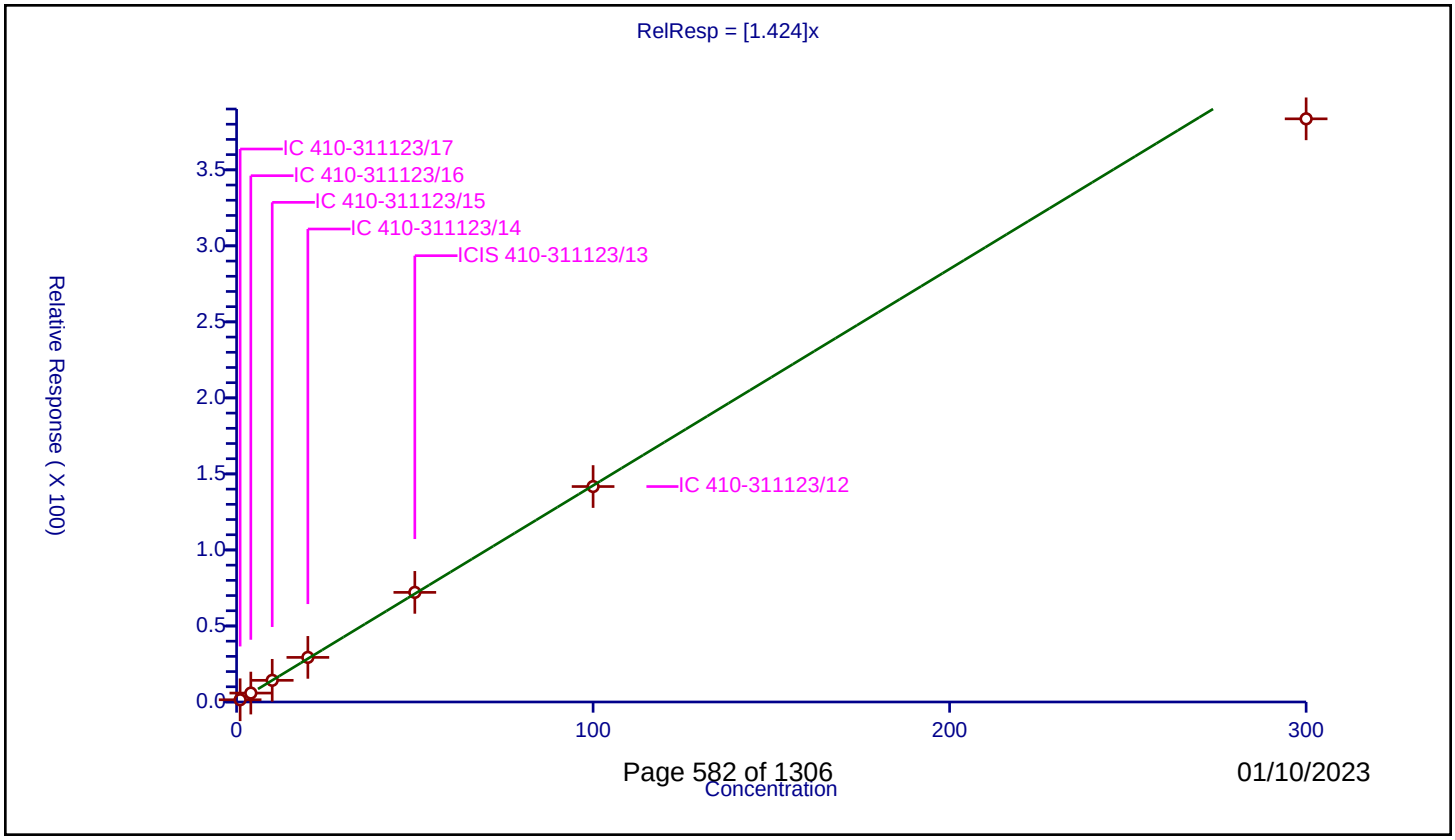

01/10/2023

Calibration / 1,2,3-Trimethylbenzene

Curve Type:	Average
Weighting:	Conc_Sq
Origin:	Force
Dependency:	Response
Calib Mode:	ISTD
Response Base:	AREA
RF Rounding:	0

Curve Coefficients

Intercept:	0
Slope:	2.853

Error Coefficients

Standard Error:	4260000
Relative Standard Error:	7.4
Correlation Coefficient:	0.998
Coefficient of Determination (Adjusted):	0.994

ID	Level	Concentration	Rel. Resp.	IS Amount	IS Response	RRF	Used
1	IC 410-311123/17	1.0	2.569148	50.0	549112.0	2.569148	Y
2	IC 410-311123/16	4.0	11.525956	50.0	545599.0	2.881489	Y
3	IC 410-311123/15	10.0	29.093901	50.0	580113.0	2.90939	Y
4	IC 410-311123/14	20.0	60.711852	50.0	569458.0	3.035593	Y
5	ICIS 410-311123/13	50.0	152.060424	50.0	576823.0	3.041208	Y
6	IC 410-311123/12	100.0	299.264706	50.0	605880.0	2.992647	Y
7	IC 410-311123/11	300.0	763.156986	50.0	628153.0	2.543857	Y

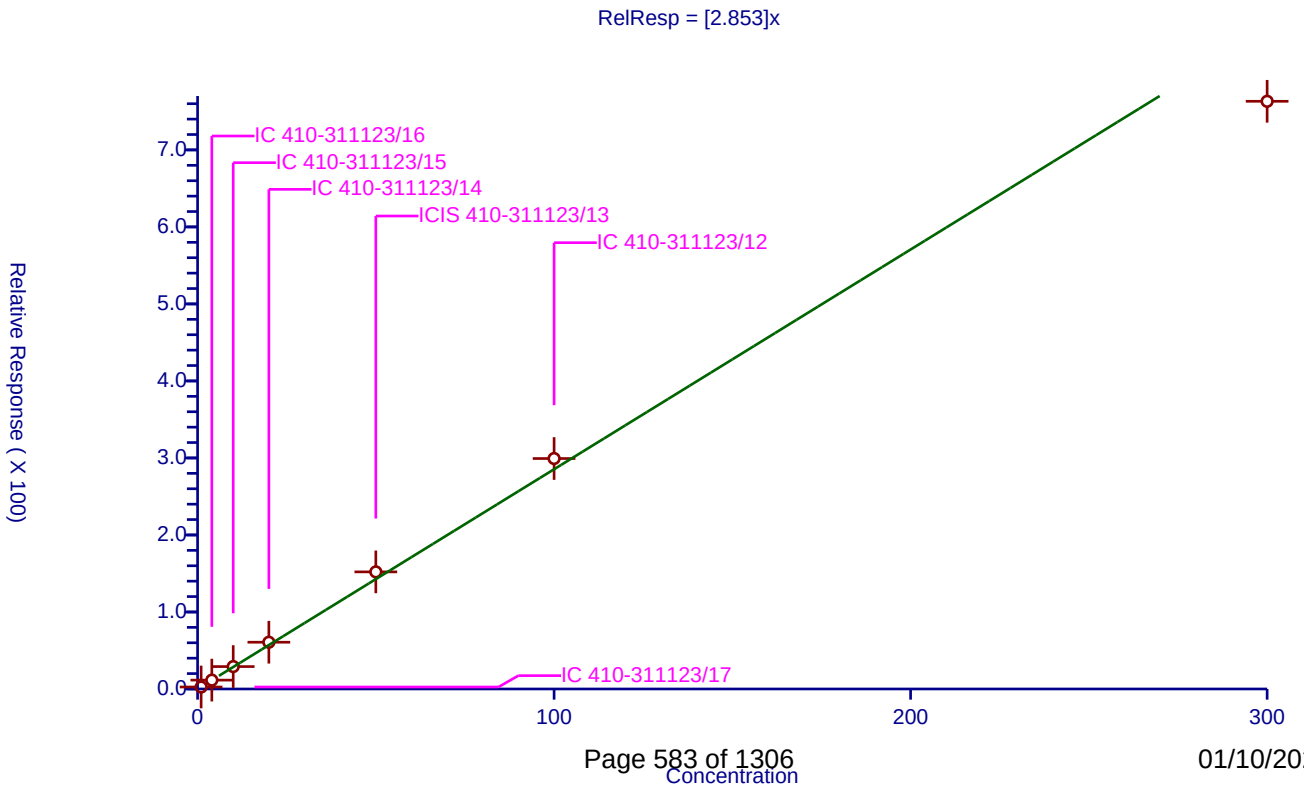

Calibration / Benzyl chloride

Curve Type:	Average
Weighting:	Conc_Sq
Origin:	Force
Dependency:	Response
Calib Mode:	ISTD
Response Base:	AREA
RF Rounding:	0

Curve Coefficients

Intercept:	0
Slope:	2.378

Error Coefficients

Standard Error:	3640000
Relative Standard Error:	5.1
Correlation Coefficient:	0.999
Coefficient of Determination (Adjusted):	0.997

ID	Level	Concentration	Rel. Resp.	IS Amount	IS Response	RRF	Used
1	IC 410-311123/17	1.0	2.240344	50.0	549112.0	2.240344	Y
2	IC 410-311123/16	4.0	9.613379	50.0	545599.0	2.403345	Y
3	IC 410-311123/15	10.0	23.640567	50.0	580113.0	2.364057	Y
4	IC 410-311123/14	20.0	49.560108	50.0	569458.0	2.478005	Y
5	ICIS 410-311123/13	50.0	125.624585	50.0	576823.0	2.512492	Y
6	IC 410-311123/12	100.0	245.48607	50.0	605880.0	2.454861	Y
7	IC 410-311123/11	300.0	657.233668	50.0	628153.0	2.190779	Y

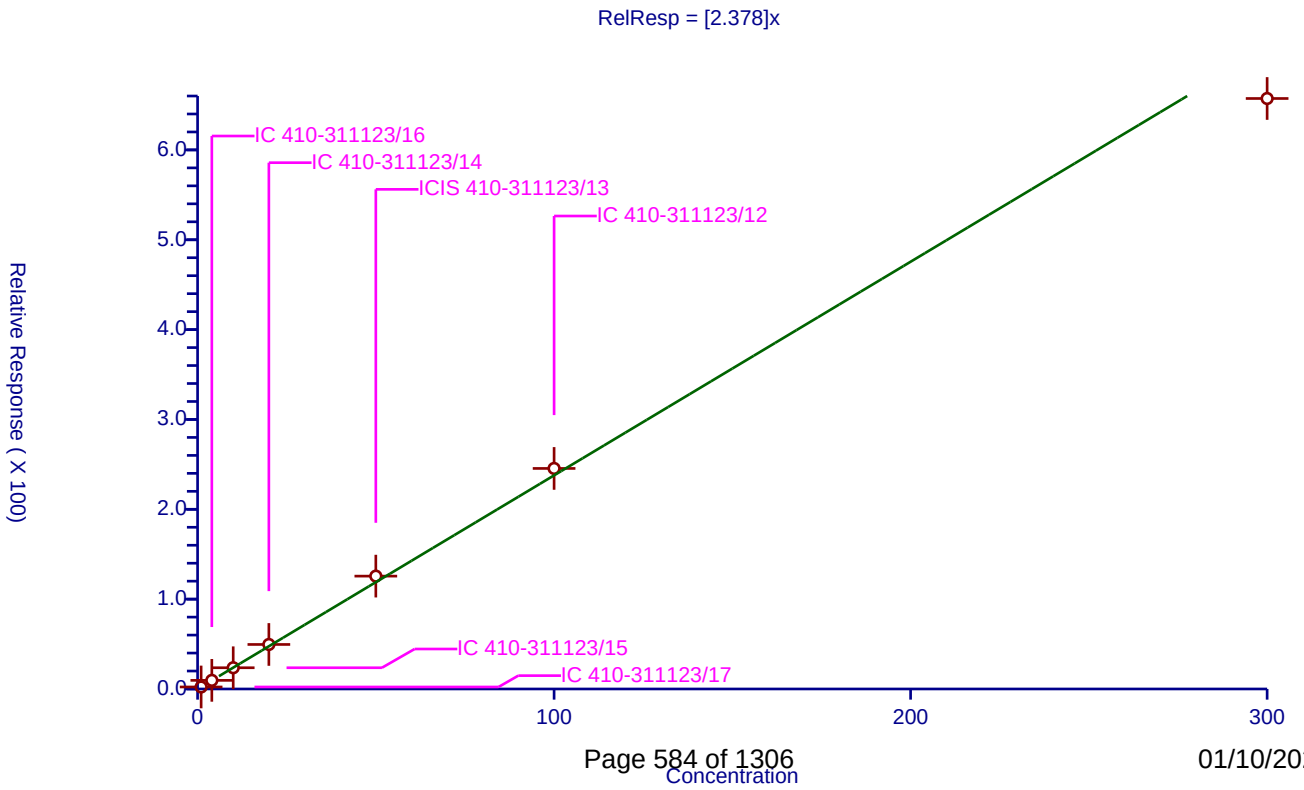

Calibration / 1,3-Diethylbenzene

Curve Type:	Average
Weighting:	Conc_Sq
Origin:	Force
Dependency:	Response
Calib Mode:	ISTD
Response Base:	AREA
RF Rounding:	0

Curve Coefficients

Intercept:	0
Slope:	1.585

Error Coefficients

Standard Error:	2280000
Relative Standard Error:	8.1
Correlation Coefficient:	0.995
Coefficient of Determination (Adjusted):	0.992

ID	Level	Concentration	Rel. Resp.	IS Amount	IS Response	RRF	Used
1	IC 410-311123/17	1.0	1.518087	50.0	549112.0	1.518087	Y
2	IC 410-311123/16	4.0	6.14169	50.0	545599.0	1.535423	Y
3	IC 410-311123/15	10.0	16.091434	50.0	580113.0	1.609143	Y
4	IC 410-311123/14	20.0	34.109451	50.0	569458.0	1.705473	Y
5	ICIS 410-311123/13	50.0	84.772365	50.0	576823.0	1.695447	Y
6	IC 410-311123/12	100.0	168.163333	50.0	605880.0	1.681633	Y
7	IC 410-311123/11	300.0	404.230418	50.0	628153.0	1.347435	Y

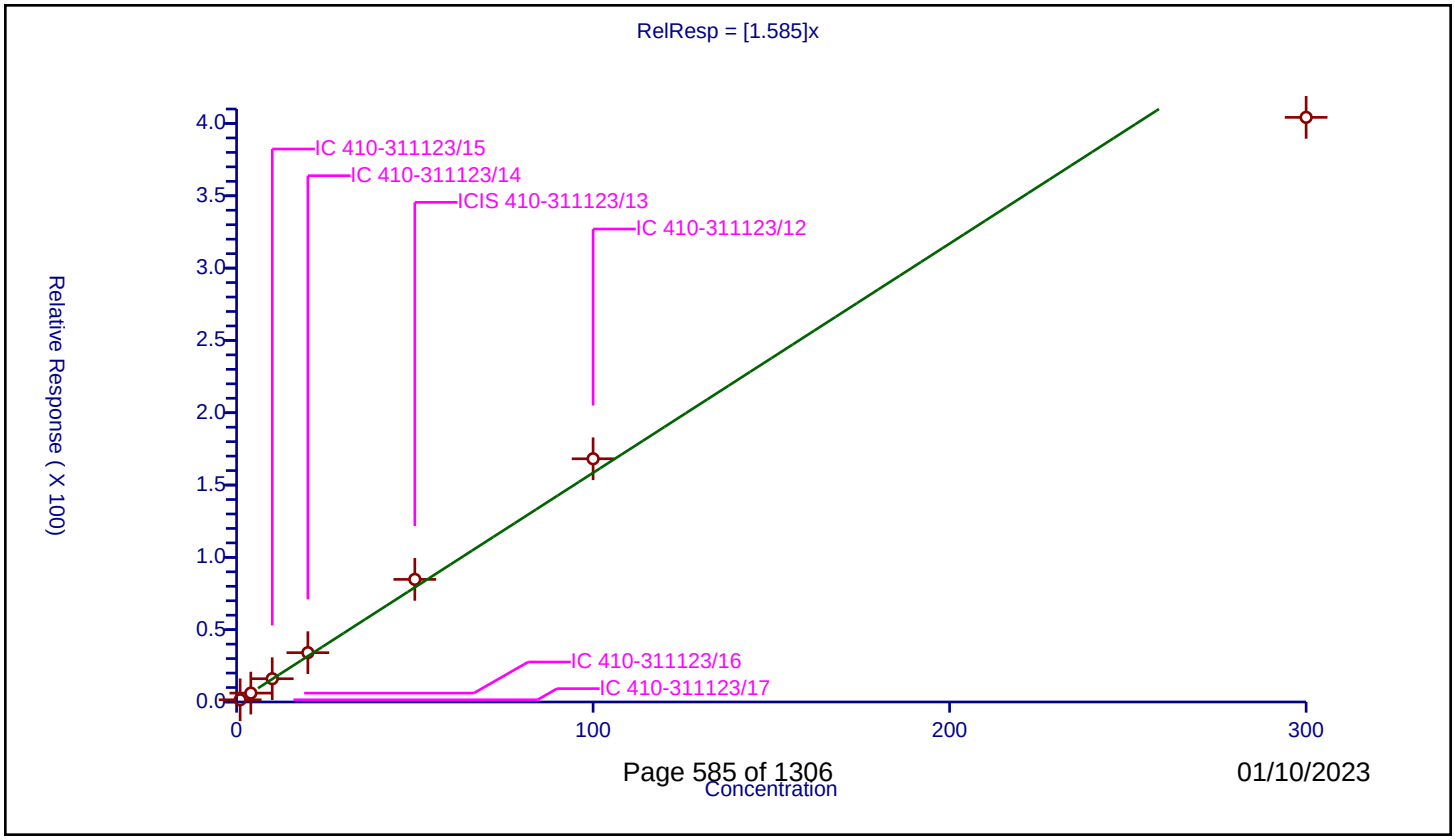

Calibration / p-Diethylbenzene

Curve Type:	Average
Weighting:	Conc_Sq
Origin:	Force
Dependency:	Response
Calib Mode:	ISTD
Response Base:	AREA
RF Rounding:	0

Curve Coefficients

Intercept:	0
Slope:	1.602

Error Coefficients

Standard Error:	2270000
Relative Standard Error:	10.3
Correlation Coefficient:	0.995
Coefficient of Determination (Adjusted):	0.988

ID	Level	Concentration	Rel. Resp.	IS Amount	IS Response	RRF	Used
1	IC 410-311123/17	1.0	1.388788	50.0	549112.0	1.388788	Y
2	IC 410-311123/16	4.0	6.806006	50.0	545599.0	1.701501	Y
3	IC 410-311123/15	10.0	16.501785	50.0	580113.0	1.650178	Y
4	IC 410-311123/14	20.0	34.906876	50.0	569458.0	1.745344	Y
5	ICIS 410-311123/13	50.0	85.18315	50.0	576823.0	1.703663	Y
6	IC 410-311123/12	100.0	168.423533	50.0	605880.0	1.684235	Y
7	IC 410-311123/11	300.0	402.861723	50.0	628153.0	1.342872	Y

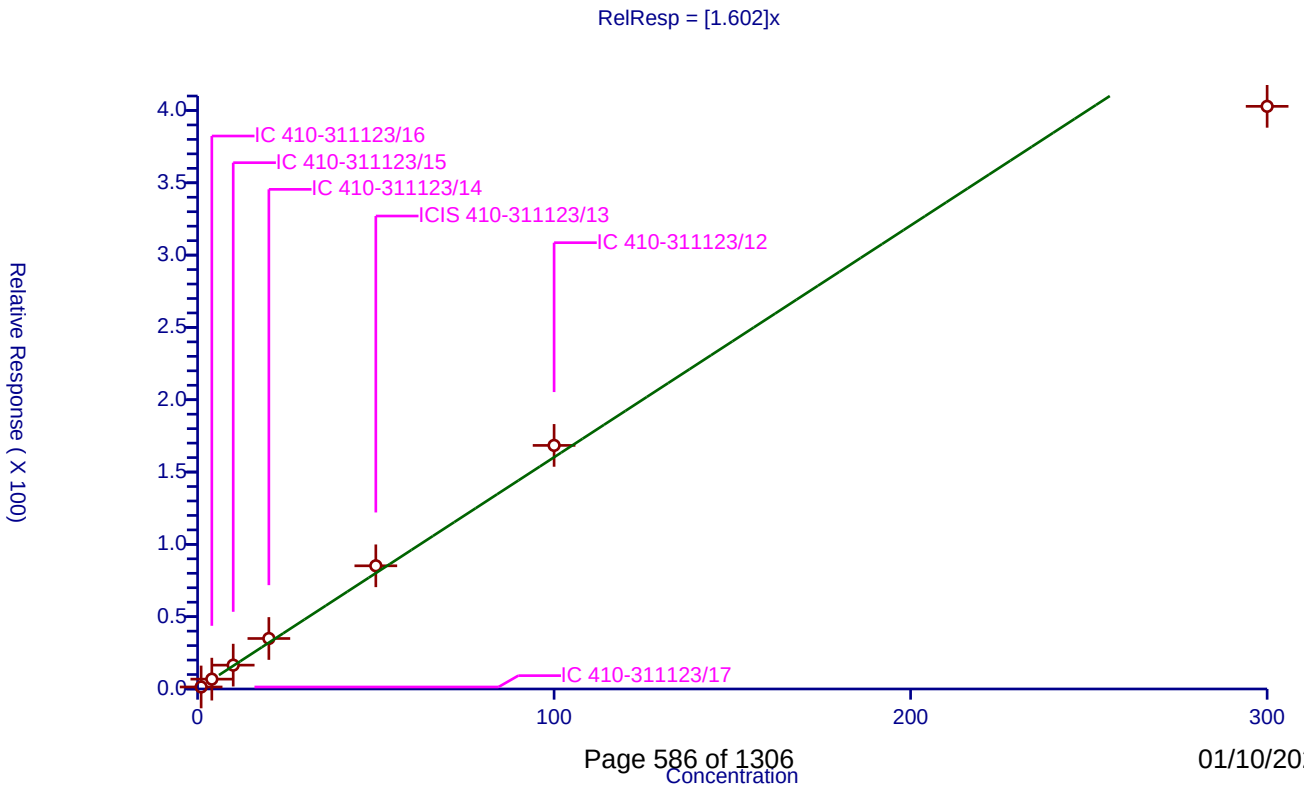

01/10/2023

Calibration / n-Butylbenzene

Curve Type:	Average
Weighting:	Conc_Sq
Origin:	Force
Dependency:	Response
Calib Mode:	ISTD
Response Base:	AREA
RF Rounding:	0

Curve Coefficients

Intercept:	0
Slope:	1.313

Error Coefficients

Standard Error:	1850000
Relative Standard Error:	10.5
Correlation Coefficient:	0.994
Coefficient of Determination (Adjusted):	0.988

ID	Level	Concentration	Rel. Resp.	IS Amount	IS Response	RRF	Used
1	IC 410-311123/17	1.0	1.144029	50.0	549112.0	1.144029	Y
2	IC 410-311123/16	4.0	5.632983	50.0	545599.0	1.408246	Y
3	IC 410-311123/15	10.0	13.386013	50.0	580113.0	1.338601	Y
4	IC 410-311123/14	20.0	28.256869	50.0	569458.0	1.412843	Y
5	ICIS 410-311123/13	50.0	70.75576	50.0	576823.0	1.415115	Y
6	IC 410-311123/12	100.0	138.170842	50.0	605880.0	1.381708	Y
7	IC 410-311123/11	300.0	327.048426	50.0	628153.0	1.090161	Y

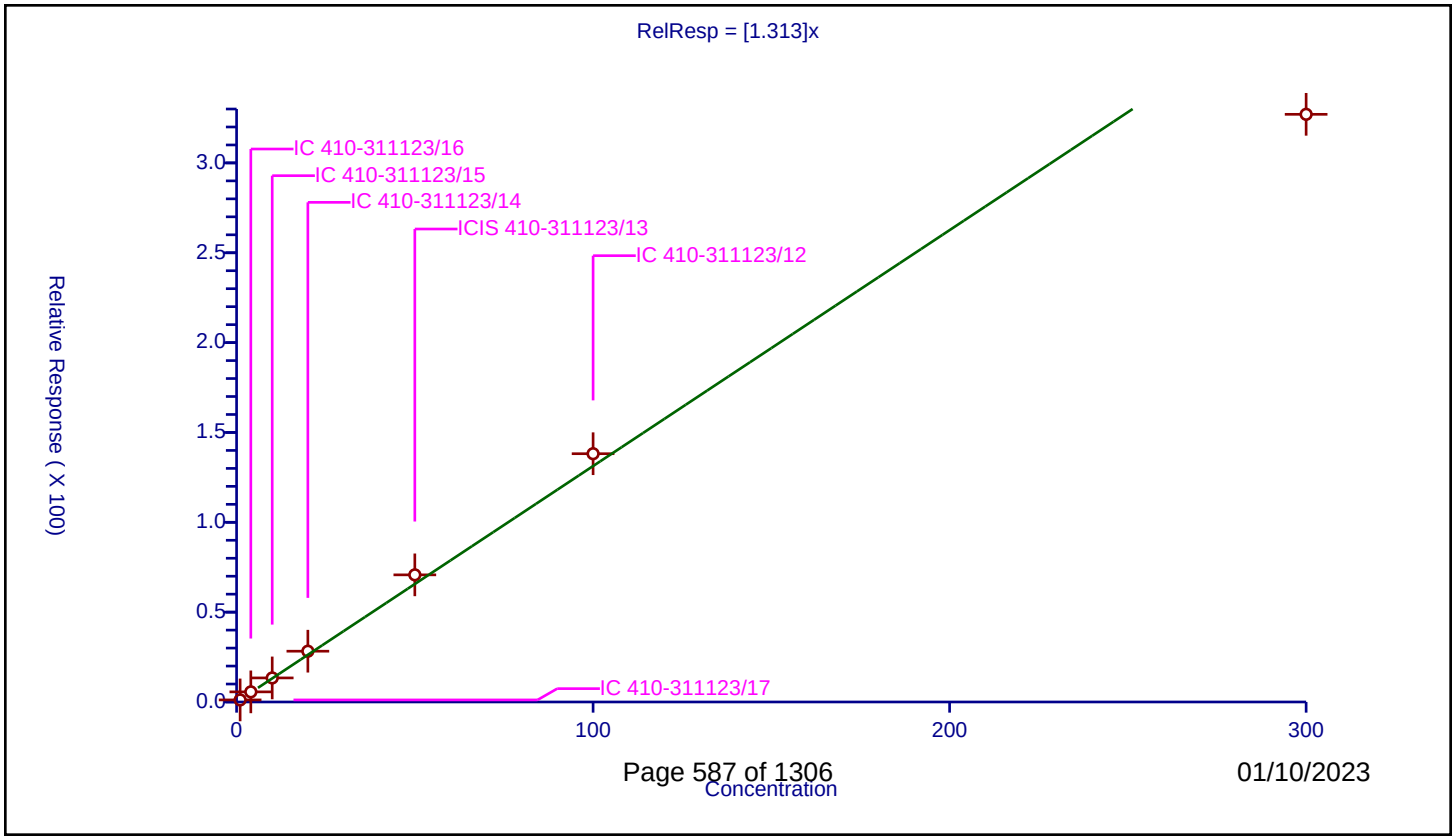

01/10/2023

Calibration / 1,2-Dichlorobenzene

Curve Type:	Average
Weighting:	Conc_Sq
Origin:	Force
Dependency:	Response
Calib Mode:	ISTD
Response Base:	AREA
RF Rounding:	0

Curve Coefficients

Intercept:	0
Slope:	1.401

Error Coefficients

Standard Error:	2180000
Relative Standard Error:	5.6
Correlation Coefficient:	1.000
Coefficient of Determination (Adjusted):	0.996

ID	Level	Concentration	Rel. Resp.	IS Amount	IS Response	RRF	Used
1	IC 410-311123/17	1.0	1.269322	50.0	549112.0	1.269322	Y
2	IC 410-311123/16	4.0	5.828365	50.0	545599.0	1.457091	Y
3	IC 410-311123/15	10.0	14.0695	50.0	580113.0	1.40695	Y
4	IC 410-311123/14	20.0	29.045865	50.0	569458.0	1.452293	Y
5	ICIS 410-311123/13	50.0	73.275164	50.0	576823.0	1.465503	Y
6	IC 410-311123/12	100.0	144.250099	50.0	605880.0	1.442501	Y
7	IC 410-311123/11	300.0	393.84314	50.0	628153.0	1.31281	Y

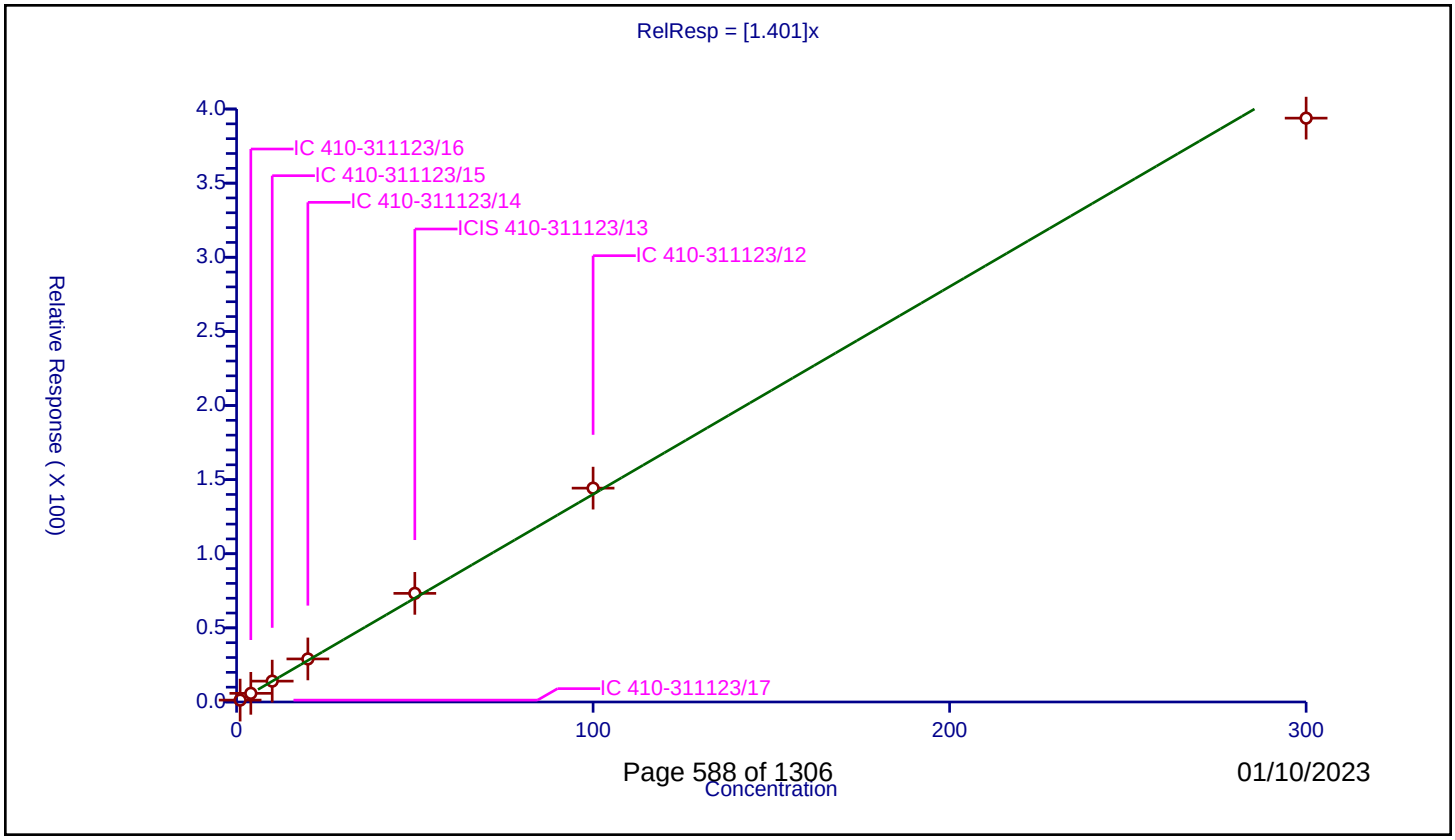

Calibration / o-diethylbenzene

Curve Type:	Average
Weighting:	Conc_Sq
Origin:	Force
Dependency:	Response
Calib Mode:	ISTD
Response Base:	AREA
RF Rounding:	0

Curve Coefficients

Intercept:	0
Slope:	1.329

Error Coefficients

Standard Error:	1960000
Relative Standard Error:	8.4
Correlation Coefficient:	0.997
Coefficient of Determination (Adjusted):	0.992

ID	Level	Concentration	Rel. Resp.	IS Amount	IS Response	RRF	Used
1	IC 410-311123/17	1.0	1.1769	50.0	549112.0	1.1769	Y
2	IC 410-311123/16	4.0	5.658002	50.0	545599.0	1.4145	Y
3	IC 410-311123/15	10.0	13.226216	50.0	580113.0	1.322622	Y
4	IC 410-311123/14	20.0	27.997938	50.0	569458.0	1.399897	Y
5	ICIS 410-311123/13	50.0	70.342289	50.0	576823.0	1.406846	Y
6	IC 410-311123/12	100.0	141.321631	50.0	605880.0	1.413216	Y
7	IC 410-311123/11	300.0	349.833798	50.0	628153.0	1.166113	Y

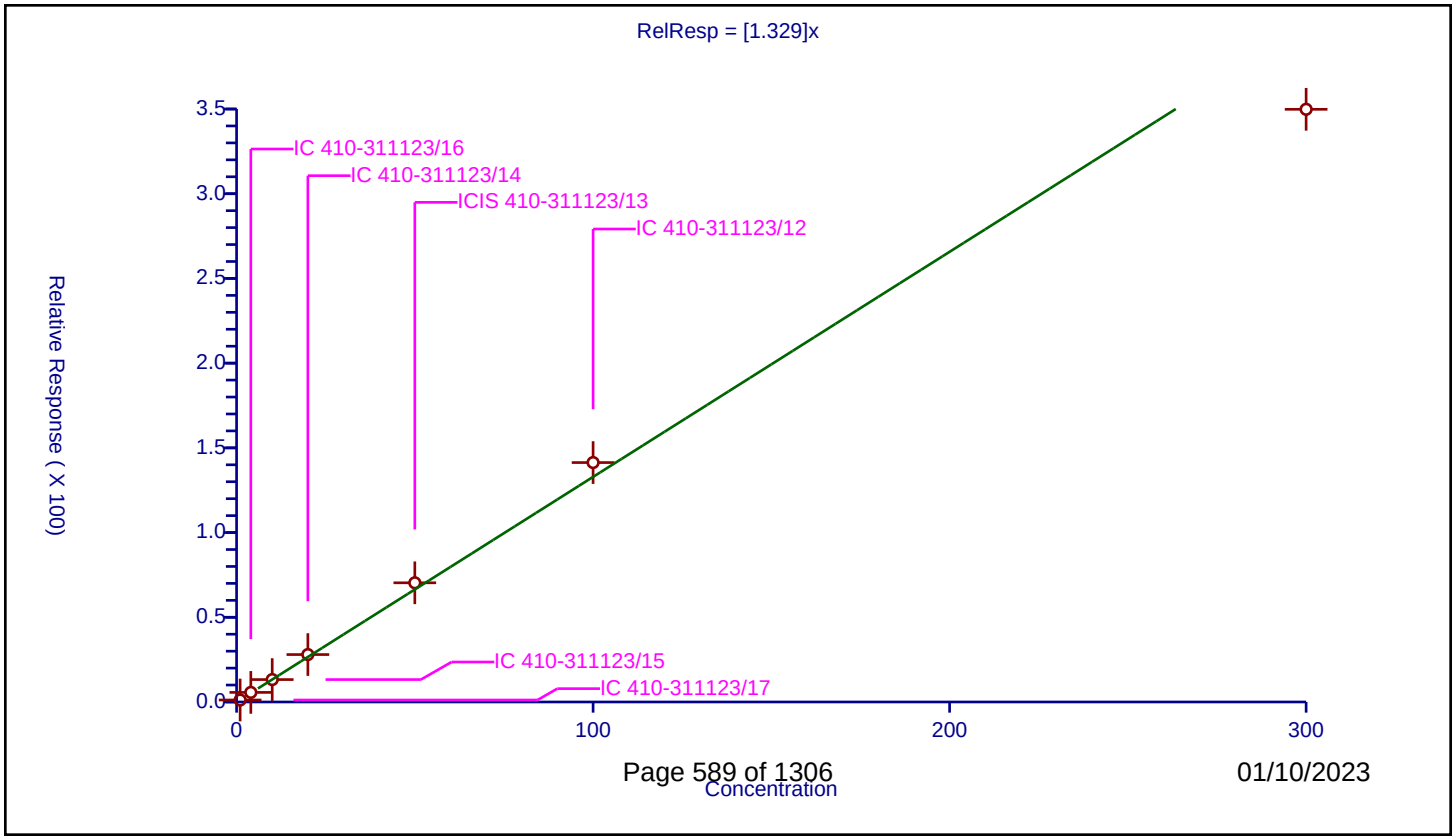

01/10/2023

Calibration / 1,2-Dibromo-3-Chloropropane

Curve Type:	Average
Weighting:	Conc_Sq
Origin:	Force
Dependency:	Response
Calib Mode:	ISTD
Response Base:	AREA
RF Rounding:	0

Curve Coefficients

Intercept:	0
Slope:	0.341

Error Coefficients

Standard Error:	526000
Relative Standard Error:	3.9
Correlation Coefficient:	1.000
Coefficient of Determination (Adjusted):	0.998

ID	Level	Concentration	Rel. Resp.	IS Amount	IS Response	RRF	Used
1	IC 410-311123/17	1.0	0.333539	50.0	549112.0	0.333539	Y
2	IC 410-311123/16	4.0	1.44685	50.0	545599.0	0.361713	Y
3	IC 410-311123/15	10.0	3.417265	50.0	580113.0	0.341727	Y
4	IC 410-311123/14	20.0	6.936684	50.0	569458.0	0.346834	Y
5	ICIS 410-311123/13	50.0	17.223654	50.0	576823.0	0.344473	Y
6	IC 410-311123/12	100.0	34.069783	50.0	605880.0	0.340698	Y
7	IC 410-311123/11	300.0	95.503245	50.0	628153.0	0.318344	Y

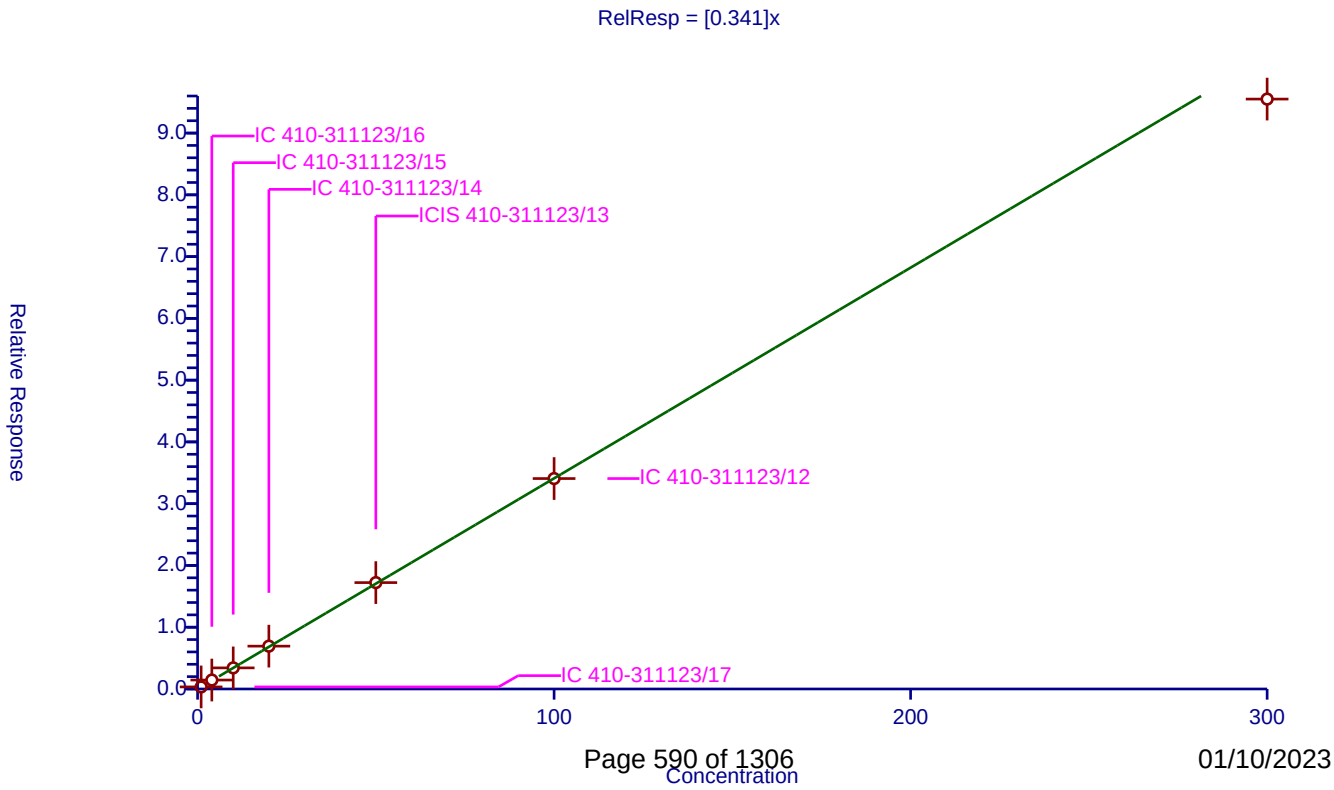

Calibration / 1,3,5-Trichlorobenzene

Curve Type:	Average
Weighting:	Conc_Sq
Origin:	Force
Dependency:	Response
Calib Mode:	ISTD
Response Base:	AREA
RF Rounding:	0

Curve Coefficients

Intercept:	0
Slope:	0.9443

Error Coefficients

Standard Error:	1350000
Relative Standard Error:	8.1
Correlation Coefficient:	0.997
Coefficient of Determination (Adjusted):	0.993

ID	Level	Concentration	Rel. Resp.	IS Amount	IS Response	RRF	Used
1	IC 410-311123/17	1.0	0.884246	50.0	549112.0	0.884246	Y
2	IC 410-311123/16	4.0	3.930451	50.0	545599.0	0.982613	Y
3	IC 410-311123/15	10.0	9.635106	50.0	580113.0	0.963511	Y
4	IC 410-311123/14	20.0	20.545501	50.0	569458.0	1.027275	Y
5	ICIS 410-311123/13	50.0	49.178084	50.0	576823.0	0.983562	Y
6	IC 410-311123/12	100.0	96.799366	50.0	605880.0	0.967994	Y
7	IC 410-311123/11	300.0	240.186229	50.0	628153.0	0.800621	Y

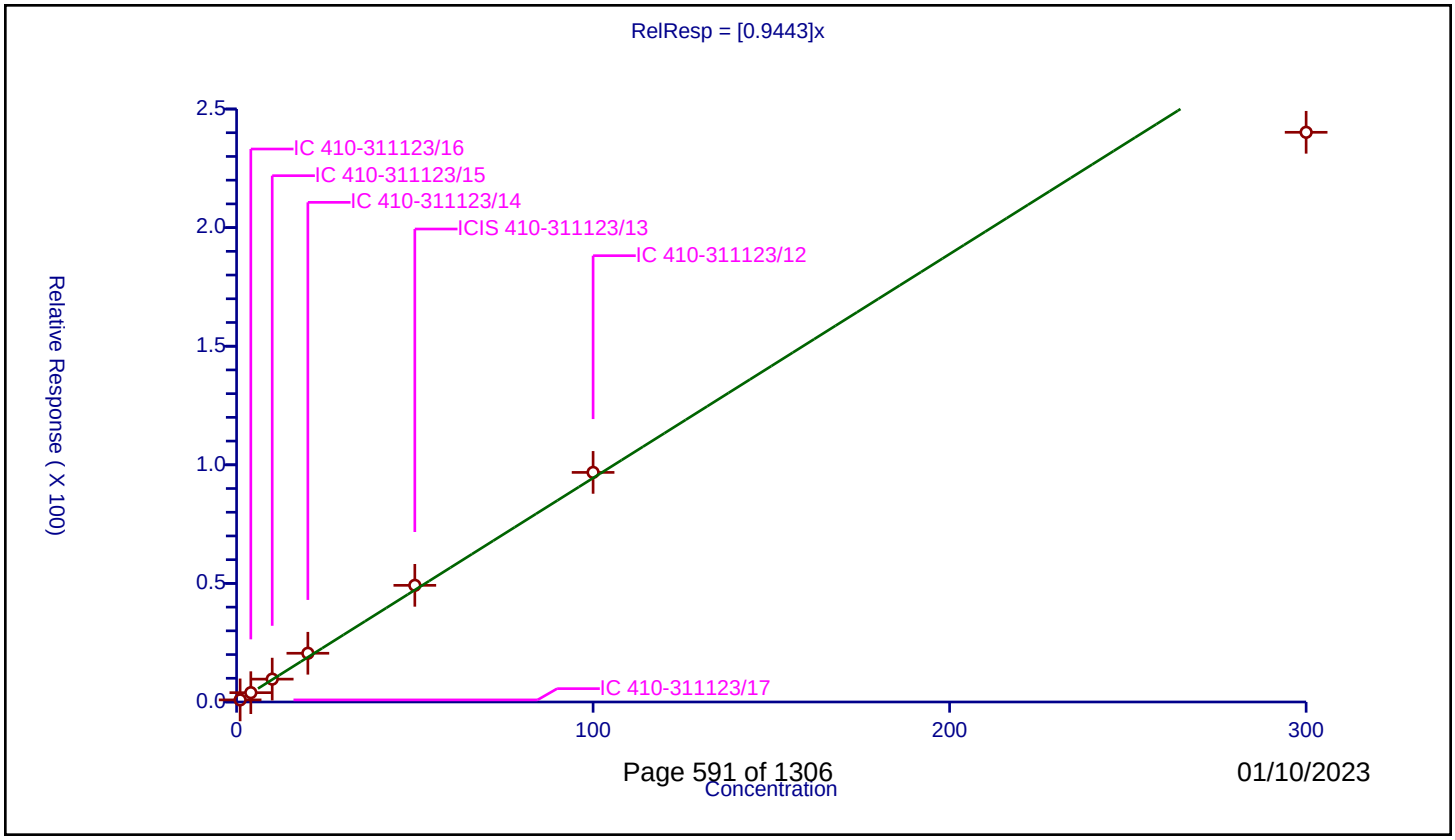

Calibration / 1,2,4-Trichlorobenzene

Curve Type:	Average
Weighting:	Conc_Sq
Origin:	Force
Dependency:	Response
Calib Mode:	ISTD
Response Base:	AREA
RF Rounding:	0

Curve Coefficients

Intercept:	0
Slope:	0.9393

Error Coefficients

Standard Error:	1370000
Relative Standard Error:	8.0
Correlation Coefficient:	0.998
Coefficient of Determination (Adjusted):	0.993

ID	Level	Concentration	Rel. Resp.	IS Amount	IS Response	RRF	Used
1	IC 410-311123/17	1.0	0.84582	50.0	549112.0	0.84582	Y
2	IC 410-311123/16	4.0	3.925685	50.0	545599.0	0.981421	Y
3	IC 410-311123/15	10.0	9.70311	50.0	580113.0	0.970311	Y
4	IC 410-311123/14	20.0	20.016489	50.0	569458.0	1.000824	Y
5	ICIS 410-311123/13	50.0	49.556536	50.0	576823.0	0.991131	Y
6	IC 410-311123/12	100.0	96.790536	50.0	605880.0	0.967905	Y
7	IC 410-311123/11	300.0	245.21876	50.0	628153.0	0.817396	Y

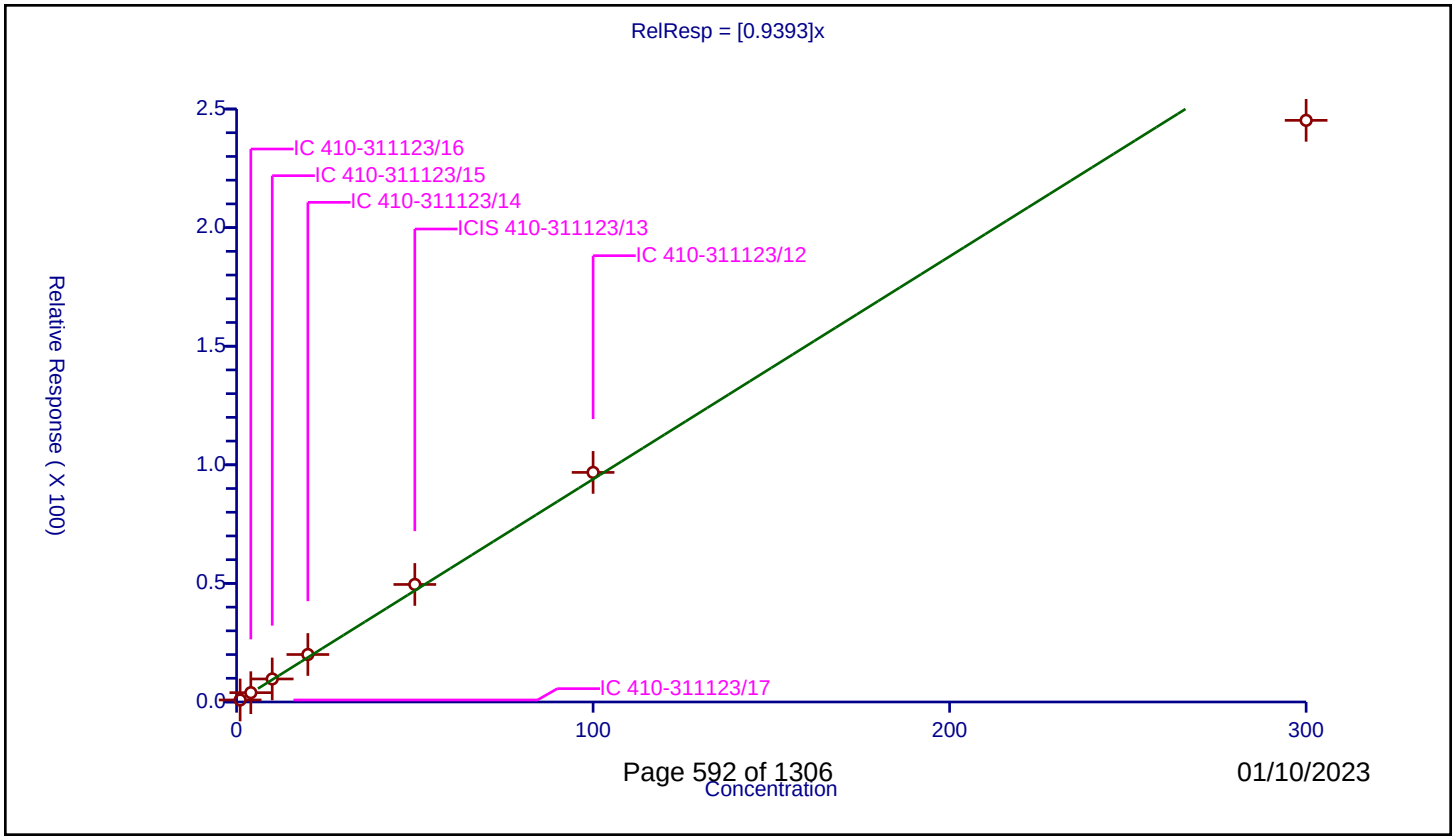

Calibration / Hexachlorobutadiene

Curve Type:	Average
Weighting:	Conc_Sq
Origin:	Force
Dependency:	Response
Calib Mode:	ISTD
Response Base:	AREA
RF Rounding:	0

Curve Coefficients

Intercept:	0
Slope:	0.3264

Error Coefficients

Standard Error:	461000
Relative Standard Error:	13.8
Correlation Coefficient:	0.993
Coefficient of Determination (Adjusted):	0.980

ID	Level	Concentration	Rel. Resp.	IS Amount	IS Response	RRF	Used
1	IC 410-311123/17	1.0	0.253045	50.0	549112.0	0.253045	Y
2	IC 410-311123/16	4.0	1.414775	50.0	545599.0	0.353694	Y
3	IC 410-311123/15	10.0	3.364689	50.0	580113.0	0.336469	Y
4	IC 410-311123/14	20.0	7.111587	50.0	569458.0	0.355579	Y
5	ICIS 410-311123/13	50.0	18.241038	50.0	576823.0	0.364821	Y
6	IC 410-311123/12	100.0	35.00132	50.0	605880.0	0.350013	Y
7	IC 410-311123/11	300.0	81.307659	50.0	628153.0	0.271026	Y

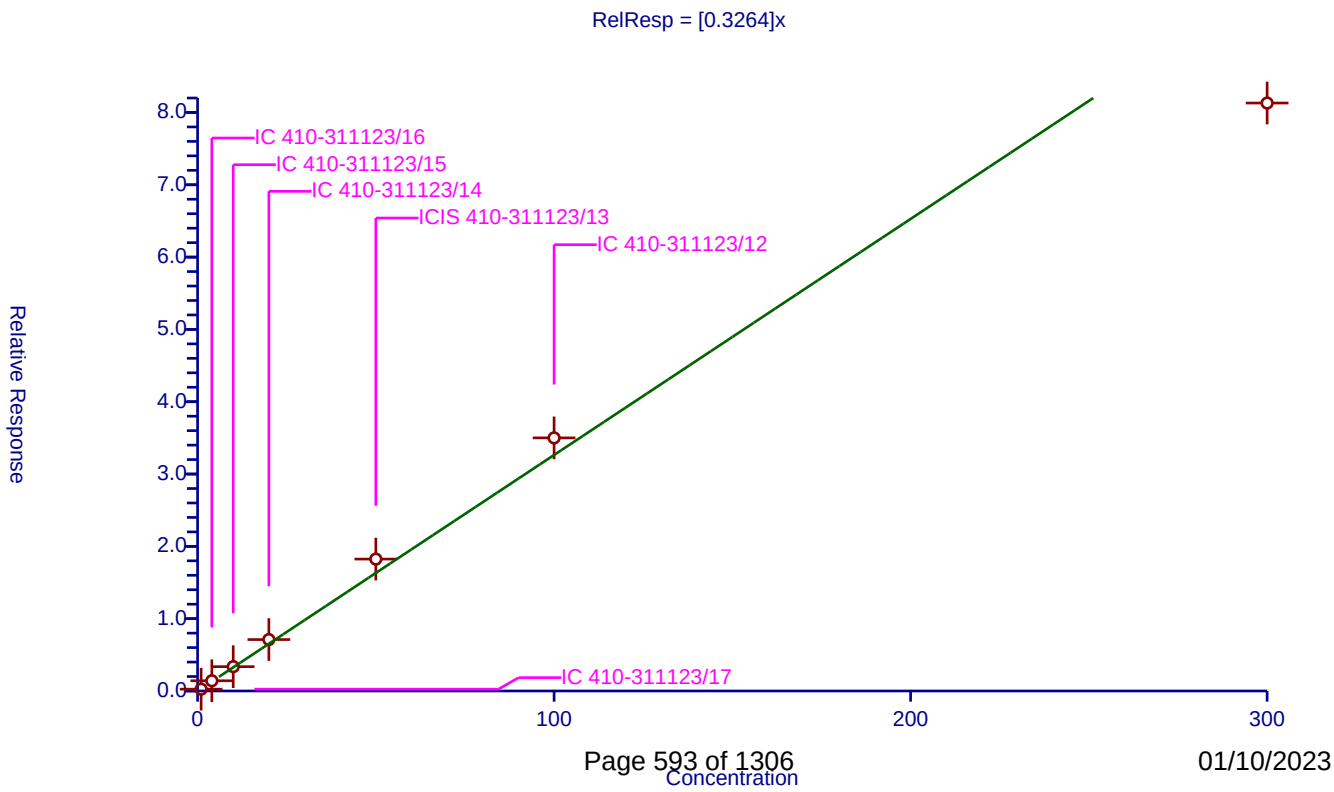

Calibration / Naphthalene

Curve Type:	Average
Weighting:	Conc_Sq
Origin:	Force
Dependency:	Response
Calib Mode:	ISTD
Response Base:	AREA
RF Rounding:	0

Curve Coefficients

Intercept:	0
Slope:	4.132

Error Coefficients

Standard Error:	5570000
Relative Standard Error:	9.3
Correlation Coefficient:	0.995
Coefficient of Determination (Adjusted):	0.990

ID	Level	Concentration	Rel. Resp.	IS Amount	IS Response	RRF	Used
1	IC 410-311123/17	1.0	4.171735	50.0	549112.0	4.171735	Y
2	IC 410-311123/16	4.0	17.614768	50.0	545599.0	4.403692	Y
3	IC 410-311123/15	10.0	42.728399	50.0	580113.0	4.27284	Y
4	IC 410-311123/14	20.0	87.635524	50.0	569458.0	4.381776	Y
5	ICIS 410-311123/13	50.0	215.464623	50.0	576823.0	4.309292	Y
6	IC 410-311123/12	100.0	409.247623	50.0	605880.0	4.092476	Y
7	IC 410-311123/11	300.0	987.758715	50.0	628153.0	3.292529	Y

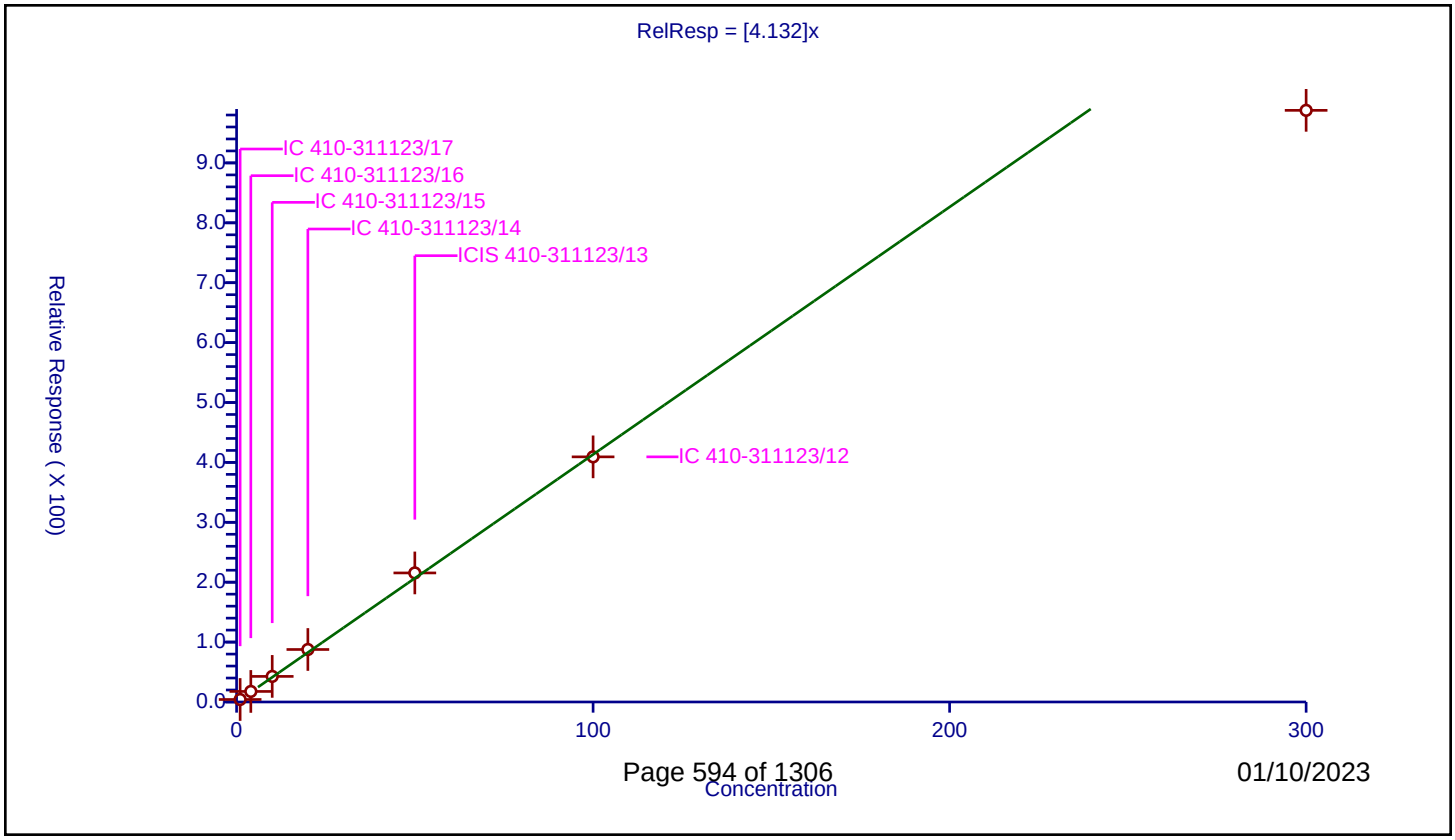

01/10/2023

Calibration / 1,2,3-Trichlorobenzene

Curve Type:	Average
Weighting:	Conc_Sq
Origin:	Force
Dependency:	Response
Calib Mode:	ISTD
Response Base:	AREA
RF Rounding:	0

Curve Coefficients

Intercept:	0
Slope:	0.9797

Error Coefficients

Standard Error:	1430000
Relative Standard Error:	7.4
Correlation Coefficient:	0.998
Coefficient of Determination (Adjusted):	0.994

ID	Level	Concentration	Rel. Resp.	IS Amount	IS Response	RRF	Used
1	IC 410-311123/17	1.0	0.908285	50.0	549112.0	0.908285	Y
2	IC 410-311123/16	4.0	4.027042	50.0	545599.0	1.00676	Y
3	IC 410-311123/15	10.0	9.983055	50.0	580113.0	0.998306	Y
4	IC 410-311123/14	20.0	21.045801	50.0	569458.0	1.05229	Y
5	ICIS 410-311123/13	50.0	51.669663	50.0	576823.0	1.033393	Y
6	IC 410-311123/12	100.0	100.654998	50.0	605880.0	1.00655	Y
7	IC 410-311123/11	300.0	255.650136	50.0	628153.0	0.852167	Y

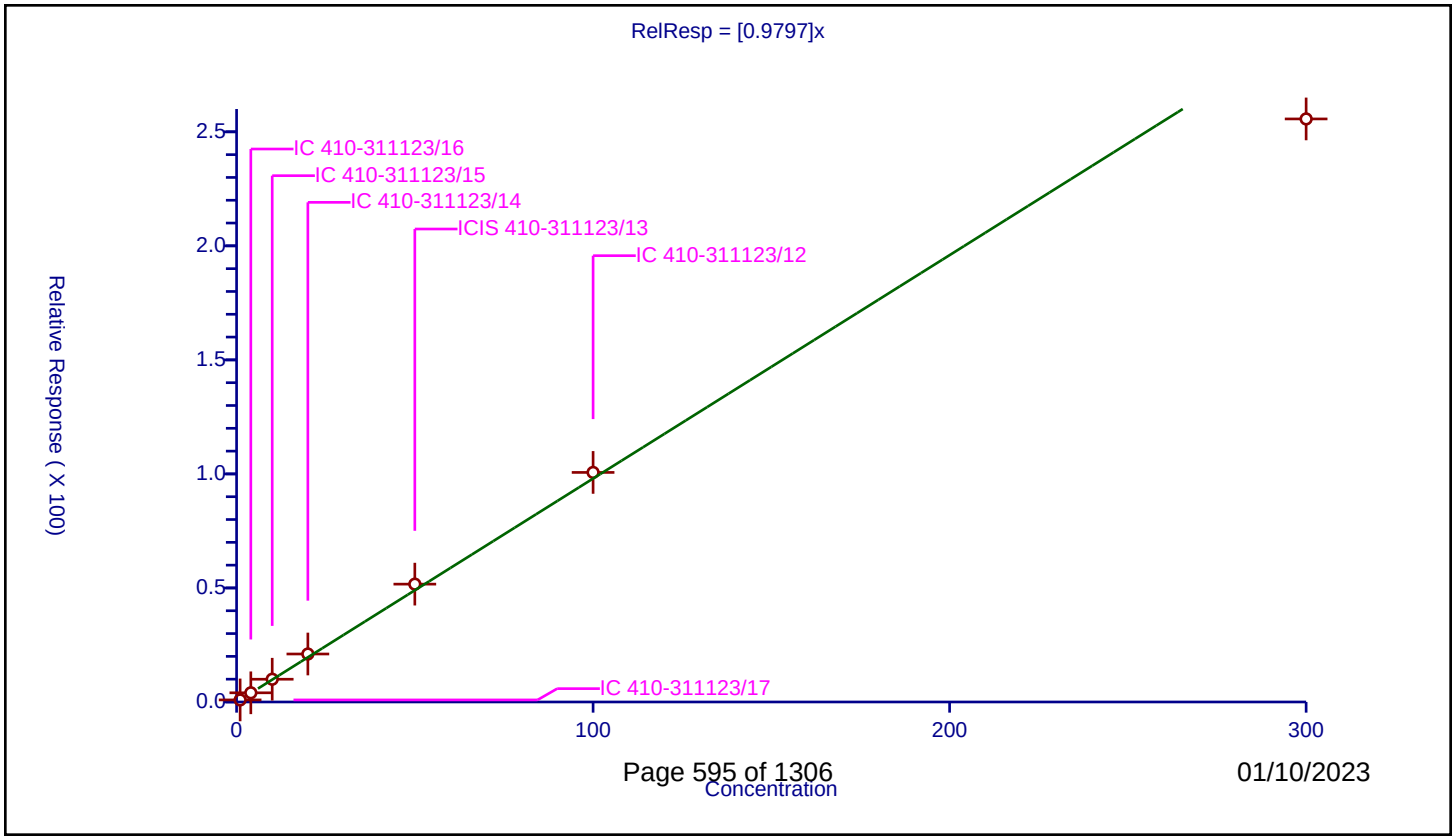

Calibration / 2-Methylnaphthalene

Curve Type:	Average
Weighting:	Conc_Sq
Origin:	Force
Dependency:	Response
Calib Mode:	ISTD
Response Base:	AREA
RF Rounding:	0

Curve Coefficients

Intercept:	0
Slope:	2.256

Error Coefficients

Standard Error:	3120000
Relative Standard Error:	8.5
Correlation Coefficient:	0.995
Coefficient of Determination (Adjusted):	0.991

ID	Level	Concentration	Rel. Resp.	IS Amount	IS Response	RRF	Used
1	IC 410-311123/17	1.0	2.257554	50.0	549112.0	2.257554	Y
2	IC 410-311123/16	4.0	9.355406	50.0	545599.0	2.338851	Y
3	IC 410-311123/15	10.0	22.418908	50.0	580113.0	2.241891	Y
4	IC 410-311123/14	20.0	48.174229	50.0	569458.0	2.408711	Y
5	ICIS 410-311123/13	50.0	119.760221	50.0	576823.0	2.395204	Y
6	IC 410-311123/12	100.0	230.501584	50.0	605880.0	2.305016	Y
7	IC 410-311123/11	300.0	553.314718	50.0	628153.0	1.844382	Y

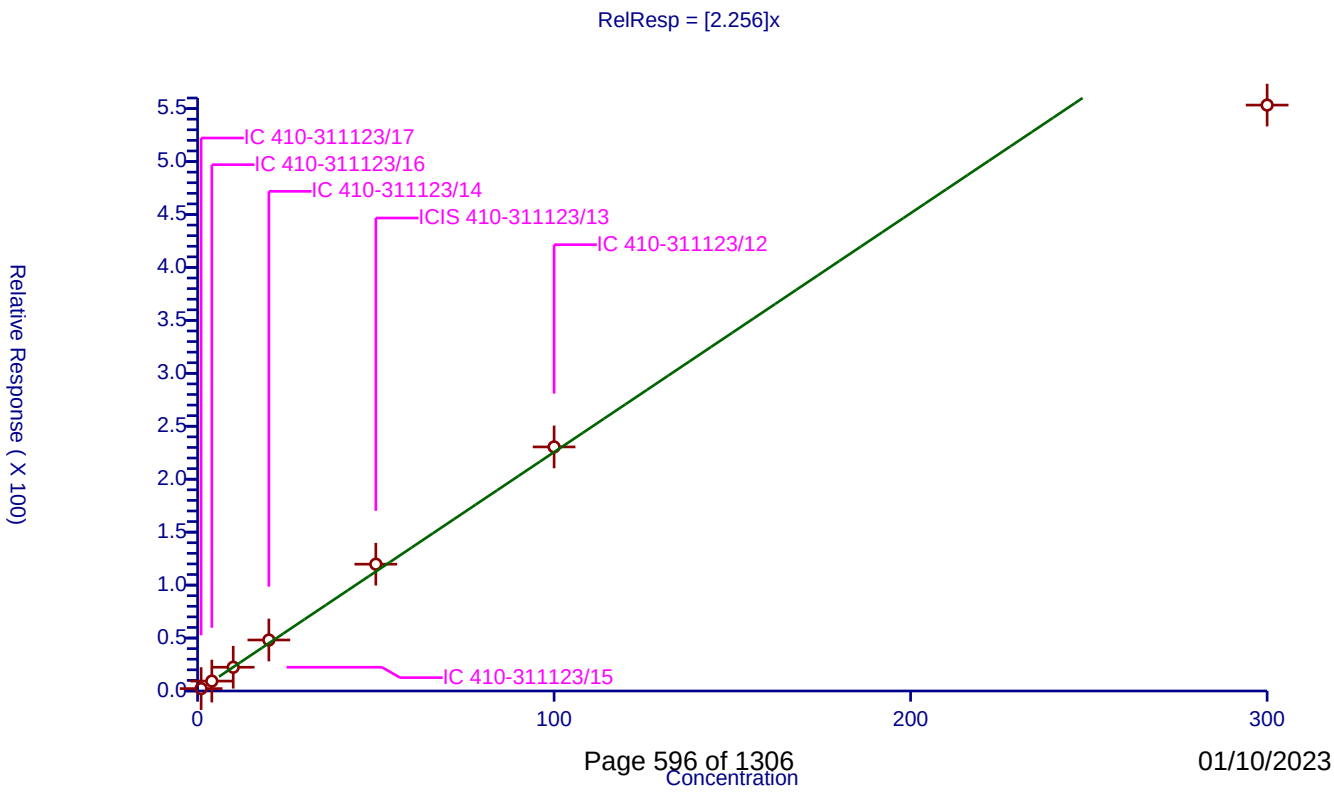

01/10/2023

FORM VII
GC/MS VOA CONTINUING CALIBRATION DATA

Lab Name: Eurofins Lancaster Laboratories Enviror Job No.: 410-110319-1

SDG No.:

Lab Sample ID: ICV 410-301291/4 Calibration Date: 09/29/2022 12:28

Instrument ID: 15830 Calib Start Date: 09/28/2022 17:03

GC Column: R-624SilMS 30m ID: 0.25(mm) Calib End Date: 09/28/2022 19:40

Lab File ID: FS29X15.D Conc. Units: ug/L Heated Purge: (Y/N) N

ANALYTE	CURVE TYPE	AVE RRF	RRF	MIN RRF	CALC AMOUNT	SPIKE AMOUNT	%D	MAX %D
Dichlorodifluoromethane	Ave	0.4094	0.4055	0.1000	19.8	20.0	-1.0	30.0
Chloromethane	Ave	0.5639	0.5728	0.1000	20.3	20.0	1.6	30.0
Vinyl chloride	Ave	0.4404	0.4688	0.1000	21.3	20.0	6.4	30.0
Bromomethane	Ave	0.2562	0.2566	0.1000	20.0	20.0	0.1	30.0
Chloroethane	Ave	0.2784	0.2583	0.1000	18.6	20.0	-7.2	30.0
Trichlorofluoromethane	Ave	0.5030	0.4947	0.1000	19.7	20.0	-1.6	30.0
n-Pentane	Ave	0.7500	0.7385		19.7	20.0	-1.5	30.0
Acrolein	Ave	1.539	1.497		146	150	-2.7	30.0
1,1-Dichloroethene	Ave	0.2905	0.2772	0.1000	19.1	20.0	-4.6	30.0
Freon 113	Ave	0.2758	0.2795	0.1000	20.3	20.0	1.4	30.0
Acetone	Ave	0.7495	0.7363	0.1000	246	250	-1.8	30.0
Methyl iodide	Ave	0.4104	0.4126		20.1	20.0	0.5	30.0
Carbon disulfide	Ave	0.9276	0.9377	0.1000	20.2	20.0	1.1	30.0
2-Propanol	Ave	0.7963	0.6739		127	150	-15.4	30.0
Allyl chloride	Ave	0.7230	0.7164		19.8	20.0	-0.9	30.0
Methyl acetate	Ave	0.6130	0.8487	0.1000	27.7	20.0	38.5*	30.0
Methylene Chloride	Ave	0.3488	0.3296	0.1000	18.9	20.0	-5.5	30.0
t-Butyl alcohol	Ave	1.432	1.407		196	200	-1.8	30.0
Acrylonitrile	Ave	0.3024	0.3149		104	100	4.1	30.0
trans-1,2-Dichloroethene	Ave	0.3262	0.3105	0.1000	19.0	20.0	-4.8	30.0
Methyl tertiary butyl ether	Ave	1.111	1.114	0.1000	20.0	20.0	0.2	30.0
n-Hexane	Ave	0.6065	0.5979		19.7	20.0	-1.4	30.0
1,1-Dichloroethane	Ave	0.7074	0.6418	0.2000	18.1	20.0	-9.3	30.0
Isopropyl ether	Ave	1.471	1.454		19.8	20.0	-1.1	30.0
2-Chloro-1,3-butadiene	Ave	0.6318	0.6387		20.2	20.0	1.1	30.0
Ethyl t-butyl ether	Ave	1.234	1.267		20.5	20.0	2.7	30.0
2,2-Dichloropropane	Ave	0.3469	0.3835		22.1	20.0	10.6	30.0
2-Butanone	Ave	0.5121	0.5078	0.1000	248	250	-0.8	30.0
cis-1,2-Dichloroethene	Ave	0.3570	0.3540	0.1000	19.8	20.0	-0.8	30.0
Propionitrile	Ave	1.266	1.280		152	150	1.1	30.0
Methacrylonitrile	Ave	0.2693	0.2805		156	150	4.1	30.0
Bromochloromethane	Ave	0.1505	0.1505		20.0	20.0	-0.0	30.0
Tetrahydrofuran	Ave	0.996	0.9801		98.4	100	-1.6	30.0
Chloroform	Ave	0.6010	0.5831	0.2000	19.4	20.0	-3.0	30.0
1,1,1-Trichloroethane	Ave	0.4698	0.4669	0.1000	19.9	20.0	-0.6	30.0
Cyclohexane	Ave	0.7486	0.7326	0.1000	19.6	20.0	-2.1	30.0
Carbon tetrachloride	Ave	0.3467	0.3574	0.1000	20.6	20.0	3.1	30.0
1,1-Dichloropropene	Ave	0.5130	0.5029		19.6	20.0	-2.0	30.0
Isobutyl alcohol	Ave	0.4526	0.4364		482	500	-3.6	30.0
Benzene	Ave	1.519	1.483	0.5000	19.5	20.0	-2.4	30.0
1,2-Dichloroethane	Ave	0.5132	0.4916	0.1000	19.2	20.0	-4.2	30.0

FORM VII
GC/MS VOA CONTINUING CALIBRATION DATA

Lab Name: Eurofins Lancaster Laboratories Enviror Job No.: 410-110319-1

SDG No.:

Lab Sample ID: ICV 410-301291/4 Calibration Date: 09/29/2022 12:28

Instrument ID: 15830 Calib Start Date: 09/28/2022 17:03

GC Column: R-624SilMS 30m ID: 0.25(mm) Calib End Date: 09/28/2022 19:40

Lab File ID: FS29X15.D Conc. Units: ug/L Heated Purge: (Y/N) N

ANALYTE	CURVE TYPE	AVE RRF	RRF	MIN RRF	CALC AMOUNT	SPIKE AMOUNT	%D	MAX %D
t-Amyl methyl ether	Ave	1.107	1.165		21.0	20.0	5.2	30.0
n-Heptane	Ave	0.6470	0.6028		18.6	20.0	-6.8	30.0
n-Butanol	Ave	0.3693	0.3695		1000	1000	0.0	30.0
Trichloroethene	Ave	0.3690	0.3441	0.2000	18.7	20.0	-6.7	30.0
Methylcyclohexane	Ave	0.6352	0.6205	0.1000	19.5	20.0	-2.3	30.0
1,2-Dichloropropane	Ave	0.4165	0.4086	0.1000	19.6	20.0	-1.9	30.0
t-Amyl ethyl ether	Ave	0.5450	0.5565		20.4	20.0	2.1	30.0
1,4-Dioxane	Ave	0.0642	0.0650	0.0050	506	500	1.2	30.0
Dibromomethane	Ave	0.2131	0.2100		19.7	20.0	-1.5	30.0
Methyl methacrylate	Ave	0.3806	0.3848		20.2	20.0	1.1	30.0
Bromodichloromethane	Ave	0.4278	0.4301	0.2000	20.1	20.0	0.5	30.0
2-Nitropropane	Ave	1.846	1.769		19.2	20.0	-4.2	30.0
2-Chloroethyl vinyl ether	Ave	0.3076	0.3084		20.1	20.0	0.3	30.0
cis-1,3-Dichloropropene	Ave	0.5973	0.5871	0.2000	19.7	20.0	-1.7	30.0
4-Methyl-2-pentanone	Ave	0.8883	0.8972	0.1000	252	250	1.0	30.0
Toluene	Ave	1.313	1.261	0.4000	19.2	20.0	-3.9	30.0
trans-1,3-Dichloropropene	Ave	0.7854	0.7908	0.1000	20.1	20.0	0.7	30.0
Ethyl methacrylate	Ave	0.8624	0.8867		20.6	20.0	2.8	30.0
1,1,2-Trichloroethane	Ave	0.4670	0.4526	0.1000	19.4	20.0	-3.1	30.0
Tetrachloroethene	Ave	0.4510	0.4251	0.2000	18.9	20.0	-5.7	30.0
1,3-Dichloropropane	Ave	0.8482	0.8323		19.6	20.0	-1.9	30.0
2-Hexanone	Ave	1.081	1.044	0.1000	241	250	-3.4	30.0
Dibromochloromethane	Ave	0.4258	0.4173		19.6	20.0	-2.0	30.0
1,2-Dibromoethane	Ave	0.4714	0.4672	0.1000	19.8	20.0	-0.9	30.0
Chlorobenzene	Ave	1.336	1.279	0.5000	19.2	20.0	-4.2	30.0
1-Chlorohexane	Ave	0.7295	0.6722		18.4	20.0	-7.9	30.0
1,1,1,2-Tetrachloroethane	Ave	0.4189	0.4218		20.1	20.0	0.7	30.0
Ethylbenzene	Ave	2.527	2.470	0.1000	19.6	20.0	-2.2	30.0
m&p-Xylene	Ave	0.9337	0.9068	0.1000	38.8	40.0	-2.9	30.0
o-Xylene	Ave	0.9112	0.8838	0.3000	19.4	20.0	-3.0	30.0
Styrene	Ave	1.562	1.531	0.3000	19.6	20.0	-2.0	30.0
Bromoform	Ave	0.3101	0.2969	0.1000	19.1	20.0	-4.3	30.0
Isopropylbenzene	Ave	2.356	2.393	0.1000	20.3	20.0	1.6	30.0
Bromobenzene	Ave	0.9549	0.9467		19.8	20.0	-0.9	30.0
1,1,2,2-Tetrachloroethane	Ave	1.429	1.542	0.3000	21.6	20.0	7.9	30.0
trans-1,4-Dichloro-2-butene	Ave	0.6306	0.6484		103	100	2.8	30.0
1,2,3-Trichloropropane	Ave	0.4472	0.4446		19.9	20.0	-0.6	30.0
N-Propylbenzene	Ave	5.554	5.576		20.1	20.0	0.4	30.0
2-Chlorotoluene	Ave	1.014	0.9830		19.4	20.0	-3.1	30.0
1,3,5-Trimethylbenzene	Ave	3.777	3.753		19.9	20.0	-0.6	30.0
4-Chlorotoluene	Ave	1.039	1.022		19.7	20.0	-1.7	30.0

FORM VII
GC/MS VOA CONTINUING CALIBRATION DATA

Lab Name: Eurofins Lancaster Laboratories Enviror Job No.: 410-110319-1

SDG No.:

Lab Sample ID: ICV 410-301291/4 Calibration Date: 09/29/2022 12:28

Instrument ID: 15830 Calib Start Date: 09/28/2022 17:03

GC Column: R-624SilMS 30m ID: 0.25(mm) Calib End Date: 09/28/2022 19:40

Lab File ID: FS29X15.D Conc. Units: ug/L Heated Purge: (Y/N) N

ANALYTE	CURVE TYPE	AVE RRF	RRF	MIN RRF	CALC AMOUNT	SPIKE AMOUNT	%D	MAX %D
tert-Butylbenzene	Ave	0.7032	0.6976		19.8	20.0	-0.8	30.0
1,2,4-Trimethylbenzene	Ave	3.851	3.881		20.2	20.0	0.8	30.0
sec-Butylbenzene	Ave	4.487	4.676		20.8	20.0	4.2	30.0
1,3-Dichlorobenzene	Ave	1.930	1.869	0.6000	19.4	20.0	-3.2	30.0
p-Isopropyltoluene	Ave	3.810	3.938		20.7	20.0	3.4	30.0
1,4-Dichlorobenzene	Ave	1.957	1.939	0.5000	19.8	20.0	-0.9	30.0
1,2,3-Trimethylbenzene	Ave	3.846	3.888		20.2	20.0	1.1	30.0
Benzyl chloride	Ave	2.797	3.001		21.5	20.0	7.3	30.0
1,3-Diethylbenzene	Ave	2.267	2.288		20.2	20.0	0.9	30.0
1,4-Diethylbenzene	Ave	2.388	2.459		20.6	20.0	3.0	30.0
n-Butylbenzene	Ave	2.124	2.125		20.0	20.0	0.0	30.0
1,2-Dichlorobenzene	Ave	1.835	1.788	0.4000	19.5	20.0	-2.6	30.0
1,2-Diethylbenzene	Ave	1.865	1.847		19.8	20.0	-1.0	30.0
1,2-Dibromo-3-Chloropropane	Ave	0.4726	0.4643	0.0500	19.6	20.0	-1.8	30.0
1,3,5-Trichlorobenzene	Ave	1.263	1.300		20.6	20.0	3.0	30.0
1,2,4-Trichlorobenzene	Ave	1.133	1.167	0.2000	20.6	20.0	3.0	30.0
Hexachlorobutadiene	Ave	0.4766	0.4893		20.5	20.0	2.7	30.0
Naphthalene	Ave	4.366	4.600		21.1	20.0	5.4	30.0
1,2,3-Trichlorobenzene	Ave	1.030	1.087		21.1	20.0	5.5	30.0
2-Methylnaphthalene	Ave	2.033	2.266		22.3	20.0	11.5	30.0
Dibromofluoromethane (Surr)	Ave	0.2089	0.2149		51.4	50.0	2.9	30.0
1,2-Dichloroethane-d4 (Surr)	Ave	0.0588	0.0582		49.5	50.0	-0.9	30.0
Toluene-d8 (Surr)	Ave	1.390	1.378		49.6	50.0	-0.8	30.0
4-Bromofluorobenzene (Surr)	Ave	0.5460	0.5406		49.5	50.0	-1.0	30.0

Eurofins Lancaster Laboratories Environment Testing, LLC
Target Compound Quantitation Report

Data File: \\chromfs\Lancaster\ChromData\15830\20220929-67538.b\FS29X15.D
Lims ID: ICV
Client ID:
Sample Type: ICV
Inject. Date: 29-Sep-2022 12:28:24 ALS Bottle#: 0 Worklist Smp#: 4
Purge Vol: 5.000 mL Dil. Factor: 1.0000
Sample Info: LCS
Misc. Info.: 410-0067538-004
Operator ID: jml01693 Instrument ID: 15830
Sublist:

Method: \\chromfs\Lancaster\ChromData\15830\20220929-67538.b\MSVoa_15830_PT1.m
Limit Group: MSV - 8260C_D
Last Update: 03-Oct-2022 13:03:53 Calib Date: 28-Sep-2022 19:40:09
Integrator: RTE ID Type: Deconvolution ID
Quant Method: Internal Standard Quant By: Initial Calibration
Last ICal File: \\chromfs\Lancaster\ChromData\15830\20220928-67446.b\FS28X15.D

Column 1 : Rxi-624Sil MS Capillary Column (0.25 mm) Det: MS Quad
Process Host: CTX1659

First Level Reviewer: UJML Date: 04-Oct-2022 12:53:15

Compound	Sig	RT (min.)	Exp RT (min.)	Dlt RT (min.)	Q	Response	Cal Amt ug/l	OnCol Amt ug/l	Flags
1 Dichlorodifluoromethane	85	1.037	1.053	-0.016	99	135725	20.0	19.8	
2 Chloromethane	50	1.162	1.179	-0.017	99	191720	20.0	20.3	
3 Vinyl chloride	62	1.223	1.236	-0.013	98	156910	20.0	21.3	
4 Bromomethane	94	1.419	1.445	-0.026	90	85873	20.0	20.0	
5 Chloroethane	64	1.461	1.484	-0.023	99	86473	20.0	18.6	
6 Trichlorofluoromethane	101	1.609	1.638	-0.029	98	165592	20.0	19.7	
7 Pentane	43	1.670	1.687	-0.017	98	247174	20.0	19.7	
8 Acrolein	56	1.911	1.928	-0.017	99	441043	150.0	145.9	
9 1,1-Dichloroethene	96	1.972	1.992	-0.020	93	92792	20.0	19.1	
11 1,1,2-Trichloro-1,2,2-trifluoroe	101	2.005	2.031	-0.026	95	93560	20.0	20.3	
10 Acetone	58	2.017	2.037	-0.020	99	361565	250.0	245.6	
12 Iodomethane	142	2.082	2.101	-0.019	99	138094	20.0	20.1	
14 Carbon disulfide	76	2.133	2.150	-0.017	100	313881	20.0	20.2	
13 Isopropyl alcohol	45	2.146	2.166	-0.020	99	198560	150.0	126.9	
16 3-Chloro-1-propene	41	2.262	2.278	-0.016	90	239790	20.0	19.8	
15 Methyl acetate	43	2.265	2.281	-0.016	62	284090	20.0	27.7	M
17 Methylene Chloride	84	2.368	2.375	-0.007	99	110307	20.0	18.9	
* 18 t-Butyl alcohol-d10 (IS)	65	2.410	2.420	-0.010	99	491055	250.0	250.0	
19 2-Methyl-2-propanol	59	2.477	2.481	-0.004	99	552569	200.0	196.4	
20 Acrylonitrile	53	2.558	2.571	-0.013	99	526947	100.0	104.1	
21 trans-1,2-Dichloroethene	96	2.580	2.593	-0.013	94	103936	20.0	19.0	
22 Methyl tert-butyl ether	73	2.583	2.593	-0.010	97	372802	20.0	20.0	
23 Hexane	57	2.805	2.818	-0.013	97	200125	20.0	19.7	
24 1,1-Dichloroethane	63	2.927	2.944	-0.017	96	214830	20.0	18.1	
25 Isopropyl ether	45	2.972	2.982	-0.010	95	486709	20.0	19.8	
26 2-Chloro-1,3-butadiene	53	2.985	2.998	-0.013	93	213786	20.0	20.2	
27 Tert-butyl ethyl ether	59	3.262	3.272	-0.010	99	424225	20.0	20.5	
29 cis-1,2-Dichloroethene	96	3.384	3.391	-0.007	83	118505	20.0	19.8	
28 2-Butanone (MEK)	43	3.384	3.397	-0.013	99	2124531	250.0	247.9	
30 2,2-Dichloropropane	77	3.384	3.397	-0.013	54	128359	20.0	22.1	

Compound	Sig	RT (min.)	Exp RT (min.)	Dlt RT (min.)	Q	Response	Cal Amt ug/l	OnCol Amt ug/l	Flags
31 Propionitrile	54	3.435	3.445	-0.010	100	377188	150.0	151.7	
32 Methacrylonitrile	67	3.551	3.561	-0.010	96	704085	150.0	156.2	
33 Chlorobromomethane	128	3.570	3.580	-0.010	89	50370	20.0	20.0	
34 Tetrahydrofuran	71	3.583	3.590	-0.007	92	192514	100.0	98.4	
36 Chloroform	83	3.664	3.670	-0.006	95	195189	20.0	19.4	
37 1,1,1-Trichloroethane	97	3.779	3.789	-0.010	97	156296	20.0	19.9	
$ 38 Dibromofluoromethane (Surr)	113	3.786	3.796	-0.010	92	179813	50.0	51.4	
39 Cyclohexane	56	3.831	3.838	-0.007	95	245216	20.0	19.6	
40 Carbon tetrachloride	117	3.902	3.915	-0.013	94	119637	20.0	20.6	
41 1,1-Dichloropropene	75	3.911	3.918	-0.007	93	168319	20.0	19.6	
42 Isobutyl alcohol	41	4.040	4.053	-0.013	95	428645	500.0	482.2	
$ 43 1,2-Dichloroethane-d4 (Surr)	102	4.053	4.063	-0.010	98	48729	50.0	49.5	
44 Benzene	78	4.066	4.072	-0.006	97	496532	20.0	19.5	
45 1,2-Dichloroethane	62	4.117	4.124	-0.007	96	164559	20.0	19.2	
46 Tert-amyl methyl ether	73	4.194	4.198	-0.004	93	389937	20.0	21.0	
* 47 Fluorobenzene (IS)	96	4.316	4.323	-0.007	98	836772	50.0	50.0	
48 n-Heptane	43	4.333	4.336	-0.004	98	201782	20.0	18.6	
49 n-Butanol	56	4.583	4.590	-0.007	92	725892	1000.0	1000.7	
50 Trichloroethene	95	4.612	4.619	-0.007	95	115186	20.0	18.7	
51 Methylcyclohexane	83	4.802	4.802	0.000	96	207707	20.0	19.5	
52 1,2-Dichloropropane	63	4.828	4.831	-0.003	97	136770	20.0	19.6	
53 2-ethoxy-2-methyl butane	87	4.847	4.854	-0.007	89	186262	20.0	20.4	
55 Dibromomethane	93	4.895	4.899	-0.004	92	70277	20.0	19.7	
54 1,4-Dioxane	88	4.892	4.899	-0.007	41	63833	500.0	506.2	
56 Methyl methacrylate	69	4.902	4.905	-0.003	95	128814	20.0	20.2	
57 Dichlorobromomethane	83	5.056	5.063	-0.007	98	143947	20.0	20.1	
58 2-Nitropropane	41	5.246	5.246	0.000	98	69503	20.0	19.2	
59 2-Chloroethyl vinyl ether	63	5.313	5.317	-0.004	92	103235	20.0	20.1	
60 cis-1,3-Dichloropropene	75	5.426	5.429	-0.003	92	196500	20.0	19.7	
61 4-Methyl-2-pentanone (MIBK)	43	5.558	5.561	-0.003	99	3753764	250.0	252.5	
$ 62 Toluene-d8 (Surr)	98	5.635	5.635	0.000	95	791875	50.0	49.6	
63 Toluene	92	5.686	5.686	0.000	97	289880	20.0	19.2	
64 trans-1,3-Dichloropropene	75	5.879	5.879	0.000	98	181762	20.0	20.1	
65 Ethyl methacrylate	69	5.934	5.934	0.000	93	203803	20.0	20.6	
66 1,1,2-Trichloroethane	97	6.017	6.018	-0.001	93	104030	20.0	19.4	
67 Tetrachloroethene	166	6.062	6.069	-0.007	93	97715	20.0	18.9	
68 1,3-Dichloropropane	76	6.127	6.130	-0.003	98	191292	20.0	19.6	
70 2-Hexanone	43	6.178	6.182	-0.004	99	2998975	250.0	241.4	
71 Chlorodibromomethane	129	6.271	6.275	-0.004	90	95907	20.0	19.6	
72 Ethylene Dibromide	107	6.342	6.346	-0.004	99	107390	20.0	19.8	
* 73 Chlorobenzene-d5 (IS)	117	6.651	6.651	0.000	88	574576	50.0	50.0	
74 Chlorobenzene	112	6.667	6.670	-0.003	90	293959	20.0	19.2	
75 1-Chlorohexane	91	6.670	6.670	0.000	89	154497	20.0	18.4	
76 1,1,1,2-Tetrachloroethane	131	6.731	6.731	0.000	93	96951	20.0	20.1	
77 Ethylbenzene	91	6.734	6.738	-0.004	99	567687	20.0	19.6	
78 m-Xylene & p-Xylene	106	6.818	6.818	0.000	99	416810	40.0	38.8	
79 o-Xylene	106	7.053	7.053	0.000	98	203135	20.0	19.4	
80 Styrene	104	7.066	7.066	0.000	95	351826	20.0	19.6	
81 Bromoform	173	7.168	7.166	0.002	94	68229	20.0	19.1	
82 Isopropylbenzene	105	7.271	7.272	-0.001	97	550037	20.0	20.3	
$ 83 4-Bromofluorobenzene (Surr)	95	7.368	7.368	0.000	83	310613	50.0	49.5	
84 Bromobenzene	156	7.445	7.448	-0.003	95	115252	20.0	19.8	

Compound	Sig	RT (min.)	Exp RT (min.)	Dlt RT (min.)	Q	Response	Cal Amt ug/l	OnCol Amt ug/l	Flags
85 1,1,2,2-Tetrachloroethane	83	7.455	7.452	0.003	94	187765	20.0	21.6	
86 trans-1,4-Dichloro-2-butene	53	7.474	7.474	0.000	92	394668	100.0	102.8	
87 1,2,3-Trichloropropane	110	7.480	7.481	-0.001	86	54123	20.0	19.9	
88 N-Propylbenzene	91	7.509	7.510	-0.001	100	678807	20.0	20.1	
89 2-Chlorotoluene	126	7.554	7.558	-0.004	95	119664	20.0	19.4	
90 1,3,5-Trimethylbenzene	105	7.612	7.612	0.000	93	456849	20.0	19.9	
91 4-Chlorotoluene	126	7.625	7.625	0.000	99	124408	20.0	19.7	
92 tert-Butylbenzene	134	7.783	7.783	0.000	94	84918	20.0	19.8	
93 1,2,4-Trimethylbenzene	105	7.815	7.815	0.000	98	472488	20.0	20.2	
94 sec-Butylbenzene	105	7.905	7.905	0.000	95	569240	20.0	20.8	
95 1,3-Dichlorobenzene	146	7.966	7.966	0.000	97	227553	20.0	19.4	
96 4-Isopropyltoluene	119	7.988	7.989	-0.001	97	479364	20.0	20.7	
* 97 1,4-Dichlorobenzene-d4	152	8.008	8.008	0.000	97	304335	50.0	50.0	
98 1,4-Dichlorobenzene	146	8.020	8.021	-0.001	93	236015	20.0	19.8	
99 1,2,3-Trimethylbenzene	105	8.037	8.037	0.000	100	473283	20.0	20.2	
100 Benzyl chloride	91	8.082	8.082	0.000	99	365298	20.0	21.5	
101 1,3-Diethylbenzene	119	8.136	8.137	-0.001	95	278517	20.0	20.2	
102 p-Diethylbenzene	119	8.188	8.188	0.000	93	299344	20.0	20.6	
103 n-Butylbenzene	92	8.201	8.201	0.000	98	258740	20.0	20.0	
104 1,2-Dichlorobenzene	146	8.210	8.210	0.000	95	217629	20.0	19.5	
105 o-diethylbenzene	119	8.239	8.239	0.000	98	224832	20.0	19.8	
106 1,2-Dibromo-3-Chloropropane	75	8.615	8.616	-0.001	76	56524	20.0	19.6	
107 1,3,5-Trichlorobenzene	180	8.712	8.712	0.000	96	158257	20.0	20.6	
108 1,2,4-Trichlorobenzene	180	9.027	9.027	0.000	93	142115	20.0	20.6	
109 Hexachlorobutadiene	225	9.098	9.098	0.000	98	59563	20.0	20.5	
110 Naphthalene	128	9.159	9.159	0.000	98	560044	20.0	21.1	
111 1,2,3-Trichlorobenzene	180	9.268	9.268	0.000	94	132344	20.0	21.1	
112 2-Methylnaphthalene	142	9.712	9.712	0.000	92	275837	20.0	22.3	

QC Flag Legend

Processing Flags

Review Flags

M - Manually Integrated

Reagents:

MSV_LCS_VOC#1_00075	Amount Added: 50.00	Units: uL	
MSV_LCS_2CEVE_00079	Amount Added: 50.00	Units: uL	
MSV_LCS_ACROL_00077	Amount Added: 50.00	Units: uL	
MSV_502QGas_00214	Amount Added: 1.00	Units: uL	
MSV_HP28_ISSS_00005	Amount Added: 5.92	Units: uL	Run Reagent

Report Date: 04-Oct-2022 12:53:16 Chrom Revision: 2.3 22-Sep-2022 21:23:26

Eurofins Lancaster Laboratories Environment Testing, LLC

Data File:	\\chromfs\Lancaster\ChromData\15830\20220929-67538.b\FS29X15.D				
Injection Date:	29-Sep-2022 12:28:24	Instrument ID:	15830	Operator ID:	jml01693
Lims ID:	ICV			Worklist Smp#:	4
Client ID:					
Purge Vol:	5.000 mL	Dil. Factor:	1.0000	ALS Bottle#:	0
Method:	MSVoa_15830_PT1	Limit Group:	MSV - 8260C_D		

Column: Rxi-624Sil MS Capillary Column (0.25 mm) Y Scaling: Method Defined: Scale to the Nth Largest Peak: 1

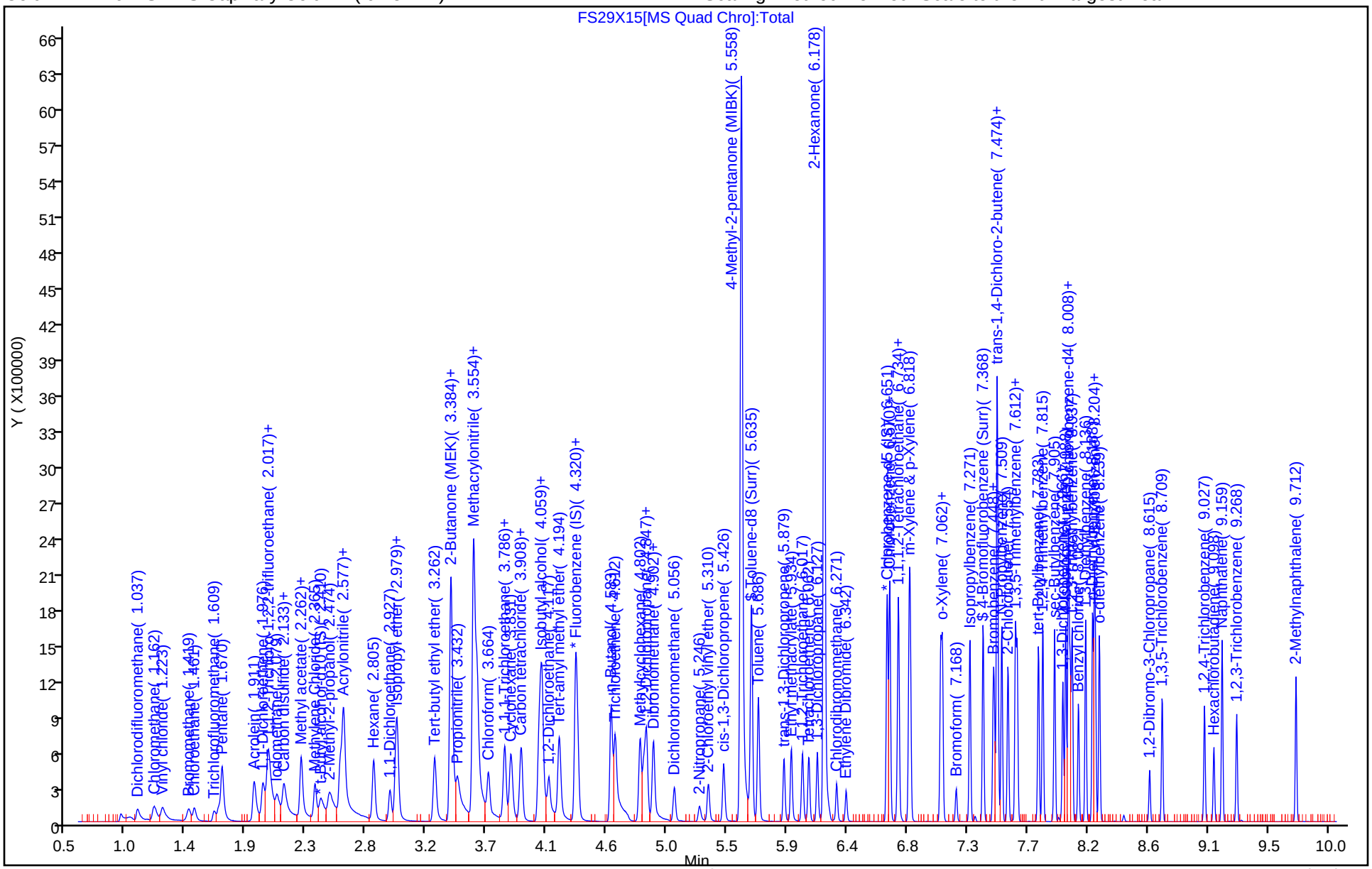

Manual Integration/User Assign Peak Report

Eurofins Lancaster Laboratories Environment Testing, LLC

Data File:	\\chromfs\Lancaster\ChromData\15830\20220929-67538.b\FS29X15.D				
Injection Date:	29-Sep-2022 12:28:24	Instrument ID:	15830		
Lims ID:	ICV				
Client ID:					
Operator ID:	jml01693	ALS Bottle#:	0	Worklist Smp#:	4
Purge Vol:	5.000 mL	Dil. Factor:	1.0000		
Method:	MSVoa_15830_PT1	Limit Group:	MSV - 8260C_D		
Column:	Rxi-624Sil MS Capillary Column (0.25 mm)	Detector	MS Quad		

15 Methyl acetate, CAS: 79-20-9

Signal: 1

Processing Integration Results

RT: 2.27
Area: 343837
Amount: 33.517549
Amount Units: ug/l

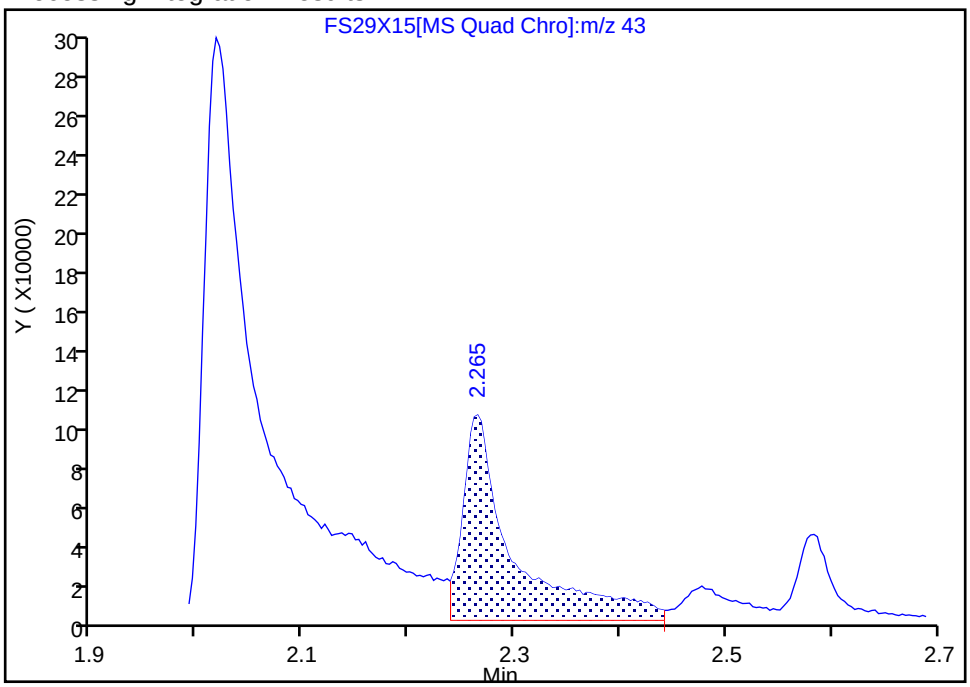

Manual Integration Results

RT: 2.27
Area: 284090
Amount: 27.693356
Amount Units: ug/l

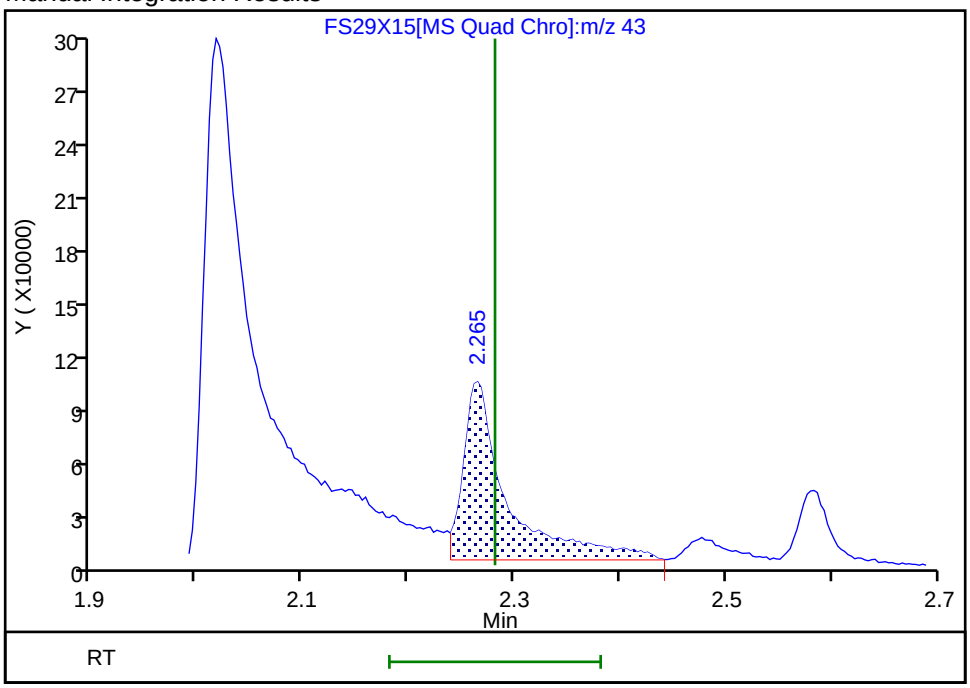

Reviewer: UJML, 29-Sep-2022 13:44:34
Audit Action: Assigned New Baseline Audit Reason: Baseline

FORM VII
GC/MS VOA CONTINUING CALIBRATION DATA

Lab Name: Eurofins Lancaster Laboratories Enviror Job No.: 410-110319-1

SDG No.:

Lab Sample ID: CCVIS 410-331543/3 Calibration Date: 12/30/2022 11:59

Instrument ID: 15830 Calib Start Date: 09/28/2022 17:03

GC Column: R-624SilMS 30m ID: 0.25(mm) Calib End Date: 09/28/2022 19:40

Lab File ID: FD30X03.D Conc. Units: ug/L Heated Purge: (Y/N) N

ANALYTE	CURVE TYPE	AVE RRF	RRF	MIN RRF	CALC AMOUNT	SPIKE AMOUNT	%D	MAX %D
Dichlorodifluoromethane	Ave	0.4094	0.4907	0.1000	59.9	50.0	19.8	20.0
Chloromethane	Ave	0.5639	0.4900	0.1000	43.4	50.0	-13.1	20.0
Vinyl chloride	Ave	0.4404	0.4873	0.1000	55.3	50.0	10.6	20.0
Bromomethane	Ave	0.2562	0.2963	0.1000	57.8	50.0	15.6	20.0
Chloroethane	Ave	0.2784	0.2954	0.1000	53.1	50.0	6.1	20.0
Trichlorofluoromethane	Ave	0.5030	0.5885	0.1000	58.5	50.0	17.0	20.0
n-Pentane	Ave	0.7500	0.6950		46.3	50.0	-7.3	20.0
Acrolein	Ave	1.539	1.648		536	500	7.1	20.0
1,1-Dichloroethene	Ave	0.2905	0.3190	0.1000	54.9	50.0	9.8	20.0
Acetone	Ave	0.7495	0.7849	0.1000	105	100	4.7	20.0
Freon 113	Ave	0.2758	0.3005	0.1000	54.5	50.0	8.9	20.0
Methyl iodide	Ave	0.4104	0.4776		58.2	50.0	16.4	20.0
Carbon disulfide	Ave	0.9276	0.9594	0.1000	51.7	50.0	3.4	20.0
2-Propanol	Ave	0.7963	0.5739		180	250	-27.9*	20.0
Methyl acetate	Ave	0.6130	0.6142	0.1000	50.1	50.0	0.2	20.0
Allyl chloride	Ave	0.7230	0.6889		47.6	50.0	-4.7	20.0
Methylene Chloride	Ave	0.3488	0.3736	0.1000	53.5	50.0	7.1	20.0
t-Butyl alcohol	Ave	1.432	1.196		209	250	-16.5	20.0
Acrylonitrile	Ave	0.3024	0.3013		125	125	-0.4	20.0
Methyl tertiary butyl ether	Ave	1.111	1.114	0.1000	50.1	50.0	0.2	20.0
trans-1,2-Dichloroethene	Ave	0.3262	0.3637	0.1000	55.7	50.0	11.5	20.0
n-Hexane	Ave	0.6065	0.5894		48.6	50.0	-2.8	20.0
1,1-Dichloroethane	Ave	0.7074	0.7129	0.2000	50.4	50.0	0.8	20.0
Isopropyl ether	Ave	1.471	1.376		46.8	50.0	-6.5	20.0
2-Chloro-1,3-butadiene	Ave	0.6318	0.6205		49.1	50.0	-1.8	20.0
Ethyl t-butyl ether	Ave	1.234	1.205		48.8	50.0	-2.4	20.0
2,2-Dichloropropane	Ave	0.3469	0.3712		53.5	50.0	7.0	20.0
2-Butanone	Ave	0.5121	0.4703	0.1000	91.8	100	-8.2	20.0
cis-1,2-Dichloroethene	Ave	0.3570	0.3967	0.1000	55.6	50.0	11.1	20.0
Propionitrile	Ave	1.266	1.339		264	250	5.8	20.0
Methacrylonitrile	Ave	0.2693	0.2754		128	125	2.3	20.0
Bromochloromethane	Ave	0.1505	0.1787		59.4	50.0	18.7	20.0
Tetrahydrofuran	Ave	0.996	1.170		294	250	17.5	20.0
Chloroform	Ave	0.6010	0.6330	0.2000	52.7	50.0	5.3	20.0
1,1,1-Trichloroethane	Ave	0.4698	0.4897	0.1000	52.1	50.0	4.2	20.0
Cyclohexane	Ave	0.7486	0.7183	0.1000	48.0	50.0	-4.0	20.0
Carbon tetrachloride	Ave	0.3467	0.4116	0.1000	59.4	50.0	18.7	20.0
1,1-Dichloropropene	Ave	0.5130	0.5162		50.3	50.0	0.6	20.0
Isobutyl alcohol	Ave	0.4526	0.4645		641	625	2.6	20.0
Benzene	Ave	1.519	1.555	0.5000	51.2	50.0	2.3	20.0
1,2-Dichloroethane	Ave	0.5132	0.4963	0.1000	48.4	50.0	-3.3	20.0

FORM VII
GC/MS VOA CONTINUING CALIBRATION DATA

Lab Name: Eurofins Lancaster Laboratories Enviror Job No.: 410-110319-1

SDG No.:

Lab Sample ID: CCVIS 410-331543/3 Calibration Date: 12/30/2022 11:59

Instrument ID: 15830 Calib Start Date: 09/28/2022 17:03

GC Column: R-624SilMS 30m ID: 0.25(mm) Calib End Date: 09/28/2022 19:40

Lab File ID: FD30X03.D Conc. Units: ug/L Heated Purge: (Y/N) N

ANALYTE	CURVE TYPE	AVE RRF	RRF	MIN RRF	CALC AMOUNT	SPIKE AMOUNT	%D	MAX %D
t-Amyl methyl ether	Ave	1.107	1.124		50.8	50.0	1.5	20.0
n-Heptane	Ave	0.6470	0.5909		45.7	50.0	-8.7	20.0
n-Butanol	Ave	0.3693	0.3897		660	625	5.5	20.0
Trichloroethene	Ave	0.3690	0.3705	0.2000	50.2	50.0	0.4	20.0
Methylcyclohexane	Ave	0.6352	0.6673	0.1000	52.5	50.0	5.1	20.0
1,2-Dichloropropane	Ave	0.4165	0.4151	0.1000	49.8	50.0	-0.3	20.0
t-Amyl ethyl ether	Ave	0.5450	0.5708		52.4	50.0	4.7	20.0
1,4-Dioxane	Ave	0.0642	0.0676	0.0050	658	625	5.3	20.0
Dibromomethane	Ave	0.2131	0.2292		53.8	50.0	7.6	20.0
Methyl methacrylate	Ave	0.3806	0.3696		48.6	50.0	-2.9	20.0
Bromodichloromethane	Ave	0.4278	0.4701	0.2000	54.9	50.0	9.9	20.0
2-Nitropropane	Ave	1.846	2.010		272	250	8.9	20.0
2-Chloroethyl vinyl ether	Ave	0.3076	0.3026		49.2	50.0	-1.6	20.0
cis-1,3-Dichloropropene	Ave	0.5973	0.6282	0.2000	52.6	50.0	5.2	20.0
4-Methyl-2-pentanone	Ave	0.8883	0.8272	0.1000	93.1	100	-6.9	20.0
Toluene	Ave	1.313	1.343	0.4000	51.2	50.0	2.4	20.0
trans-1,3-Dichloropropene	Ave	0.7854	0.8146	0.1000	51.9	50.0	3.7	20.0
Ethyl methacrylate	Ave	0.8624	0.8500		49.3	50.0	-1.4	20.0
1,1,2-Trichloroethane	Ave	0.4670	0.4679	0.1000	50.1	50.0	0.2	20.0
Tetrachloroethene	Ave	0.4510	0.5090	0.2000	56.4	50.0	12.9	20.0
1,3-Dichloropropane	Ave	0.8482	0.8278		48.8	50.0	-2.4	20.0
2-Hexanone	Ave	1.081	0.9288	0.1000	85.9	100	-14.1	20.0
Dibromochloromethane	Ave	0.4258	0.4794		56.3	50.0	12.6	20.0
1,2-Dibromoethane	Ave	0.4714	0.4983	0.1000	52.9	50.0	5.7	20.0
1-Chlorohexane	Ave	0.7295	0.7163		49.1	50.0	-1.8	20.0
Chlorobenzene	Ave	1.336	1.419	0.5000	53.1	50.0	6.2	20.0
1,1,1,2-Tetrachloroethane	Ave	0.4189	0.4536		54.1	50.0	8.3	20.0
Ethylbenzene	Ave	2.527	2.575	0.1000	50.9	50.0	1.9	20.0
m&p-Xylene	Ave	0.9337	0.9661	0.1000	103	100	3.5	20.0
o-Xylene	Ave	0.9112	0.9466	0.3000	51.9	50.0	3.9	20.0
Styrene	Ave	1.562	1.642	0.3000	52.6	50.0	5.2	20.0
Bromoform	Ave	0.3101	0.3741	0.1000	60.3	50.0	20.6*	20.0
Isopropylbenzene	Ave	2.356	2.432	0.1000	51.6	50.0	3.3	20.0
Bromobenzene	Ave	0.9549	1.067		55.9	50.0	11.7	20.0
1,1,2,2-Tetrachloroethane	Ave	1.429	1.564	0.3000	54.7	50.0	9.4	20.0
trans-1,4-Dichloro-2-butene	Ave	0.6306	0.5151		102	125	-18.3	20.0
1,2,3-Trichloropropane	Ave	0.4472	0.4496		50.3	50.0	0.5	20.0
N-Propylbenzene	Ave	5.554	5.714		51.4	50.0	2.9	20.0
2-Chlorotoluene	Ave	1.014	1.066		52.6	50.0	5.2	20.0
1,3,5-Trimethylbenzene	Ave	3.777	3.779		50.0	50.0	0.0	20.0
4-Chlorotoluene	Ave	1.039	1.100		52.9	50.0	5.8	20.0

FORM VII
GC/MS VOA CONTINUING CALIBRATION DATA

Lab Name: Eurofins Lancaster Laboratories Enviror Job No.: 410-110319-1

SDG No.:

Lab Sample ID: CCVIS 410-331543/3 Calibration Date: 12/30/2022 11:59

Instrument ID: 15830 Calib Start Date: 09/28/2022 17:03

GC Column: R-624SilMS 30m ID: 0.25(mm) Calib End Date: 09/28/2022 19:40

Lab File ID: FD30X03.D Conc. Units: ug/L Heated Purge: (Y/N) N

ANALYTE	CURVE TYPE	AVE RRF	RRF	MIN RRF	CALC AMOUNT	SPIKE AMOUNT	%D	MAX %D
tert-Butylbenzene	Ave	0.7032	0.7491		53.3	50.0	6.5	20.0
1,2,4-Trimethylbenzene	Ave	3.851	3.971		51.5	50.0	3.1	20.0
sec-Butylbenzene	Ave	4.487	4.598		51.2	50.0	2.5	20.0
1,3-Dichlorobenzene	Ave	1.930	2.071	0.6000	53.7	50.0	7.3	20.0
p-Isopropyltoluene	Ave	3.810	3.932		51.6	50.0	3.2	20.0
1,4-Dichlorobenzene	Ave	1.957	2.013	0.5000	51.4	50.0	2.9	20.0
1,2,3-Trimethylbenzene	Ave	3.846	3.790		49.3	50.0	-1.5	20.0
Benzyl chloride	Ave	2.797	3.026		54.1	50.0	8.2	20.0
1,3-Diethylbenzene	Ave	2.267	2.295		50.6	50.0	1.2	20.0
1,4-Diethylbenzene	Ave	2.388	2.427		50.8	50.0	1.6	20.0
n-Butylbenzene	Ave	2.124	2.073		48.8	50.0	-2.4	20.0
1,2-Dichlorobenzene	Ave	1.835	1.985	0.4000	54.1	50.0	8.2	20.0
1,2-Diethylbenzene	Ave	1.865	1.852		49.6	50.0	-0.7	20.0
1,2-Dibromo-3-Chloropropane	Ave	0.4726	0.4282	0.0500	45.3	50.0	-9.4	20.0
1,3,5-Trichlorobenzene	Ave	1.263	1.356		53.7	50.0	7.4	20.0
1,2,4-Trichlorobenzene	Ave	1.133	1.224	0.2000	54.0	50.0	8.0	20.0
Hexachlorobutadiene	Ave	0.4766	0.4889		51.3	50.0	2.6	20.0
Naphthalene	Ave	4.366	4.683		53.6	50.0	7.3	20.0
1,2,3-Trichlorobenzene	Ave	1.030	1.114		54.1	50.0	8.2	20.0
2-Methylnaphthalene	Ave	2.033	2.266		55.7	50.0	11.5	20.0
Dibromofluoromethane (Surr)	Ave	0.2089	0.2315		55.4	50.0	10.8	20.0
1,2-Dichloroethane-d4 (Surr)	Ave	0.0588	0.0618		52.6	50.0	5.1	20.0
Toluene-d8 (Surr)	Ave	1.390	1.374		49.4	50.0	-1.2	20.0
4-Bromofluorobenzene (Surr)	Ave	0.5460	0.5064		46.4	50.0	-7.3	20.0

Eurofins Lancaster Laboratories Environment Testing, LLC
Target Compound Quantitation Report

Data File: \\chromfs\Lancaster\ChromData\15830\20221230-74282.b\FD30X03.D
Lims ID: CCVIS
Client ID:
Sample Type: CCVIS
Inject. Date: 30-Dec-2022 11:59:26 ALS Bottle#: 0 Worklist Smp#: 3
Purge Vol: 5.000 mL Dil. Factor: 1.0000
Sample Info: CCV
Misc. Info.: 410-0074282-003
Operator ID: kas02648 Instrument ID: 15830
Sublist: chrom-MSVoa_15830_PT1*sub14

Method: \\chromfs\Lancaster\ChromData\15830\20221230-74282.b\MSVoa_15830_PT1.m
Limit Group: MSV - 8260C_D
Last Update: 03-Jan-2023 17:42:28 Calib Date: 28-Sep-2022 19:40:09
Integrator: RTE ID Type: Deconvolution ID
Quant Method: Internal Standard Quant By: Initial Calibration
Last ICal File: \\chromfs\Lancaster\ChromData\15830\20220928-67446.b\FS28X15.D

Column 1 : Rxi-624Sil MS Capillary Column (0.25 mm) Det: MS Quad
Process Host: CTX1622

First Level Reviewer: UKAD Date: 30-Dec-2022 12:15:58

Compound	Sig	RT (min.)	Exp RT (min.)	Dlt RT (min.)	Q	Response	Cal Amt ug/l	OnCol Amt ug/l	Flags
1 Dichlorodifluoromethane	85	1.053	1.053	0.000	99	538643	50.0	59.9	
2 Chloromethane	50	1.175	1.175	0.000	99	537894	50.0	43.4	
3 Vinyl chloride	62	1.243	1.243	0.000	98	534880	50.0	55.3	
4 Bromomethane	94	1.449	1.449	0.000	90	325286	50.0	57.8	
5 Chloroethane	64	1.487	1.487	0.000	100	324325	50.0	53.1	
6 Trichlorofluoromethane	101	1.619	1.619	0.000	98	645979	50.0	58.5	
7 Pentane	43	1.680	1.680	0.000	97	762940	50.0	46.3	
8 Acrolein	56	1.912	1.912	0.000	100	1753563	500.0	535.5	
9 1,1-Dichloroethene	96	1.982	1.982	0.000	95	350143	50.0	54.9	
11 1,1,2-Trichloro-1,2,2-trifluoroe	101	2.024	2.024	0.000	87	329829	50.0	54.5	
10 Acetone	58	2.024	2.024	0.000	100	166996	100.0	104.7	
12 Iodomethane	142	2.085	2.085	0.000	97	524254	50.0	58.2	
14 Carbon disulfide	76	2.137	2.137	0.000	100	1053219	50.0	51.7	
13 Isopropyl alcohol	45	2.140	2.140	0.000	45	305303	250.0	180.2	
15 Methyl acetate	43	2.262	2.262	0.000	80	674174	50.0	50.1	
16 3-Chloro-1-propene	41	2.265	2.265	0.000	92	756277	50.0	47.6	
17 Methylene Chloride	84	2.365	2.365	0.000	97	410097	50.0	53.5	
* 18 t-Butyl alcohol-d10 (IS)	65	2.404	2.404	0.000	98	531921	250.0	250.0	
19 2-Methyl-2-propanol	59	2.471	2.471	0.000	99	636305	250.0	208.8	
20 Acrylonitrile	53	2.555	2.555	0.000	99	826765	125.0	124.5	
21 trans-1,2-Dichloroethene	96	2.580	2.580	0.000	73	399206	50.0	55.7	
22 Methyl tert-butyl ether	73	2.580	2.580	0.000	97	1222671	50.0	50.1	
23 Hexane	57	2.805	2.805	0.000	95	647007	50.0	48.6	
24 1,1-Dichloroethane	63	2.924	2.924	0.000	96	782528	50.0	50.4	
25 Isopropyl ether	45	2.969	2.969	0.000	95	1509967	50.0	46.8	
26 2-Chloro-1,3-butadiene	53	2.982	2.982	0.000	92	681158	50.0	49.1	
27 Tert-butyl ethyl ether	59	3.256	3.256	0.000	99	1322386	50.0	48.8	
28 2-Butanone (MEK)	43	3.378	3.378	0.000	100	1032542	100.0	91.8	
29 cis-1,2-Dichloroethene	96	3.378	3.378	0.000	84	435525	50.0	55.6	
30 2,2-Dichloropropane	77	3.378	3.378	0.000	60	407442	50.0	53.5	

Compound	Sig	RT (min.)	Exp RT (min.)	Dlt RT (min.)	Q	Response	Cal Amt ug/l	OnCol Amt ug/l	Flags
31 Propionitrile	54	3.429	3.429	0.000	100	712333	250.0	264.5	
32 Methacrylonitrile	67	3.545	3.545	0.000	94	755878	125.0	127.8	
33 Chlorobromomethane	128	3.564	3.564	0.000	94	196215	50.0	59.4	
34 Tetrahydrofuran	71	3.574	3.574	0.000	94	622472	250.0	293.7	
36 Chloroform	83	3.657	3.657	0.000	94	694817	50.0	52.7	
37 1,1,1-Trichloroethane	97	3.776	3.776	0.000	99	537565	50.0	52.1	
$ 38 Dibromofluoromethane (Surr)	113	3.780	3.780	0.000	92	254073	50.0	55.4	
39 Cyclohexane	56	3.828	3.828	0.000	94	788524	50.0	48.0	
40 Carbon tetrachloride	117	3.899	3.899	0.000	96	451857	50.0	59.4	
41 1,1-Dichloropropene	75	3.905	3.905	0.000	95	566665	50.0	50.3	
42 Isobutyl alcohol	41	4.030	4.030	0.000	96	617663	625.0	641.5	
$ 43 1,2-Dichloroethane-d4 (Surr)	102	4.047	4.047	0.000	97	67842	50.0	52.6	
44 Benzene	78	4.059	4.059	0.000	98	1706667	50.0	51.2	
45 1,2-Dichloroethane	62	4.111	4.111	0.000	97	544787	50.0	48.4	
46 Tert-amyl methyl ether	73	4.185	4.185	0.000	98	1233893	50.0	50.8	
* 47 Fluorobenzene (IS)	96	4.310	4.310	0.000	98	1097703	50.0	50.0	
48 n-Heptane	43	4.326	4.326	0.000	96	648671	50.0	45.7	
49 n-Butanol	56	4.574	4.574	0.000	91	518262	625.0	659.6	
50 Trichloroethene	95	4.609	4.609	0.000	98	406739	50.0	50.2	
51 Methylcyclohexane	83	4.796	4.796	0.000	93	732483	50.0	52.5	
52 1,2-Dichloropropane	63	4.818	4.818	0.000	94	455646	50.0	49.8	
53 2-ethoxy-2-methyl butane	87	4.837	4.837	0.000	91	626577	50.0	52.4	
54 1,4-Dioxane	88	4.886	4.886	0.000	41	89911	625.0	658.2	
55 Dibromomethane	93	4.889	4.889	0.000	94	251608	50.0	53.8	
56 Methyl methacrylate	69	4.892	4.892	0.000	95	405687	50.0	48.6	
57 Dichlorobromomethane	83	5.050	5.050	0.000	99	516063	50.0	54.9	
58 2-Nitropropane	41	5.236	5.236	0.000	96	1069256	250.0	272.2	
59 2-Chloroethyl vinyl ether	63	5.304	5.304	0.000	91	332204	50.0	49.2	
60 cis-1,3-Dichloropropene	75	5.419	5.419	0.000	94	689613	50.0	52.6	
61 4-Methyl-2-pentanone (MIBK)	43	5.548	5.548	0.000	98	1816010	100.0	93.1	
$ 62 Toluene-d8 (Surr)	98	5.625	5.625	0.000	94	1035840	50.0	49.4	
63 Toluene	92	5.680	5.680	0.000	98	1013050	50.0	51.2	
64 trans-1,3-Dichloropropene	75	5.870	5.870	0.000	95	614295	50.0	51.9	
65 Ethyl methacrylate	69	5.924	5.924	0.000	91	641009	50.0	49.3	
66 1,1,2-Trichloroethane	97	6.008	6.008	0.000	91	352835	50.0	50.1	
67 Tetrachloroethene	166	6.056	6.056	0.000	98	383805	50.0	56.4	
68 1,3-Dichloropropane	76	6.120	6.120	0.000	94	624225	50.0	48.8	
70 2-Hexanone	43	6.172	6.172	0.000	98	1400862	100.0	85.9	
71 Chlorodibromomethane	129	6.265	6.265	0.000	90	361545	50.0	56.3	
72 Ethylene Dibromide	107	6.336	6.336	0.000	98	375743	50.0	52.9	
* 73 Chlorobenzene-d5 (IS)	117	6.644	6.644	0.000	86	754072	50.0	50.0	
74 Chlorobenzene	112	6.664	6.664	0.000	93	1069771	50.0	53.1	
75 1-Chlorohexane	91	6.664	6.664	0.000	94	540191	50.0	49.1	
76 1,1,1,2-Tetrachloroethane	131	6.725	6.725	0.000	95	342046	50.0	54.1	
77 Ethylbenzene	91	6.731	6.731	0.000	99	1941576	50.0	50.9	
78 m-Xylene & p-Xylene	106	6.815	6.815	0.000	98	1457117	100.0	103.5	
79 o-Xylene	106	7.046	7.046	0.000	97	713834	50.0	51.9	
80 Styrene	104	7.059	7.059	0.000	96	1238401	50.0	52.6	
81 Bromoform	173	7.162	7.162	0.000	97	282085	50.0	60.3	
82 Isopropylbenzene	105	7.265	7.265	0.000	96	1834187	50.0	51.6	
$ 83 4-Bromofluorobenzene (Surr)	95	7.365	7.365	0.000	87	381881	50.0	46.4	
84 Bromobenzene	156	7.442	7.442	0.000	96	430032	50.0	55.9	

Compound	Sig	RT (min.)	Exp RT (min.)	Dlt RT (min.)	Q	Response	Cal Amt ug/l	OnCol Amt ug/l	Flags
85 1,1,2,2-Tetrachloroethane	83	7.448	7.448	0.000	93	630367	50.0	54.7	
86 trans-1,4-Dichloro-2-butene	53	7.471	7.471	0.000	90	519111	125.0	102.1	
87 1,2,3-Trichloropropane	110	7.477	7.477	0.000	82	181223	50.0	50.3	
88 N-Propylbenzene	91	7.503	7.503	0.000	99	2303301	50.0	51.4	
89 2-Chlorotoluene	126	7.551	7.551	0.000	96	429882	50.0	52.6	
90 1,3,5-Trimethylbenzene	105	7.609	7.609	0.000	94	1523185	50.0	50.0	
91 4-Chlorotoluene	126	7.622	7.622	0.000	98	443207	50.0	52.9	
92 tert-Butylbenzene	134	7.779	7.779	0.000	94	301956	50.0	53.3	
93 1,2,4-Trimethylbenzene	105	7.812	7.812	0.000	98	1600565	50.0	51.5	
94 sec-Butylbenzene	105	7.902	7.902	0.000	94	1853593	50.0	51.2	
95 1,3-Dichlorobenzene	146	7.963	7.963	0.000	98	834939	50.0	53.7	
96 4-Isopropyltoluene	119	7.985	7.985	0.000	97	1584911	50.0	51.6	
* 97 1,4-Dichlorobenzene-d4	152	8.005	8.005	0.000	96	403086	50.0	50.0	
98 1,4-Dichlorobenzene	146	8.017	8.017	0.000	95	811552	50.0	51.4	
99 1,2,3-Trimethylbenzene	105	8.034	8.034	0.000	99	1527682	50.0	49.3	
100 Benzyl chloride	91	8.079	8.079	0.000	99	1219967	50.0	54.1	
101 1,3-Diethylbenzene	119	8.133	8.133	0.000	95	924906	50.0	50.6	
102 p-Diethylbenzene	119	8.188	8.188	0.000	95	978122	50.0	50.8	
103 n-Butylbenzene	92	8.201	8.201	0.000	98	835610	50.0	48.8	
104 1,2-Dichlorobenzene	146	8.207	8.207	0.000	97	800080	50.0	54.1	
105 o-diethylbenzene	119	8.239	8.239	0.000	96	746354	50.0	49.6	
106 1,2-Dibromo-3-Chloropropane	75	8.612	8.612	0.000	84	172620	50.0	45.3	
107 1,3,5-Trichlorobenzene	180	8.709	8.709	0.000	96	546419	50.0	53.7	
108 1,2,4-Trichlorobenzene	180	9.027	9.027	0.000	94	493295	50.0	54.0	
109 Hexachlorobutadiene	225	9.098	9.098	0.000	97	197062	50.0	51.3	
110 Naphthalene	128	9.159	9.159	0.000	97	1887779	50.0	53.6	
111 1,2,3-Trichlorobenzene	180	9.268	9.268	0.000	96	449214	50.0	54.1	
112 2-Methylnaphthalene	142	9.712	9.712	0.000	93	913318	50.0	55.7	

QC Flag Legend

Processing Flags

Reagents:

MSV_CCV_VOC#1_00103	Amount Added:	5.00	Units: uL	
MSV_CCV_GASES_00358	Amount Added:	2.50	Units: uL	
MSV_CCV_VOC#3_00104	Amount Added:	4.00	Units: uL	
MSV_CCV_2CEVE_00099	Amount Added:	5.00	Units: uL	
MSV_HP28_ISSS_00005	Amount Added:	5.92	Units: uL	Run Reagent

Report Date: 03-Jan-2023 17:42:29 Chrom Revision: 2.3 20-Dec-2022 14:14:06

Eurofins Lancaster Laboratories Environment Testing, LLC

Data File:	\\chromfs\Lancaster\ChromData\15830\20221230-74282.b\FD30X03.D				
Injection Date:	30-Dec-2022 11:59:26	Instrument ID:	15830	Operator ID:	kas02648
Lims ID:	CCVIS			Worklist Smp#:	3
Client ID:					
Purge Vol:	5.000 mL	Dil. Factor:	1.0000	ALS Bottle#:	0
Method:	MSVoa_15830_PT1	Limit Group:	MSV - 8260C_D		

Column: Rxi-624Sil MS Capillary Column (0.25 mm) Y Scaling: Method Defined: Scale to the Nth Largest Peak: 1

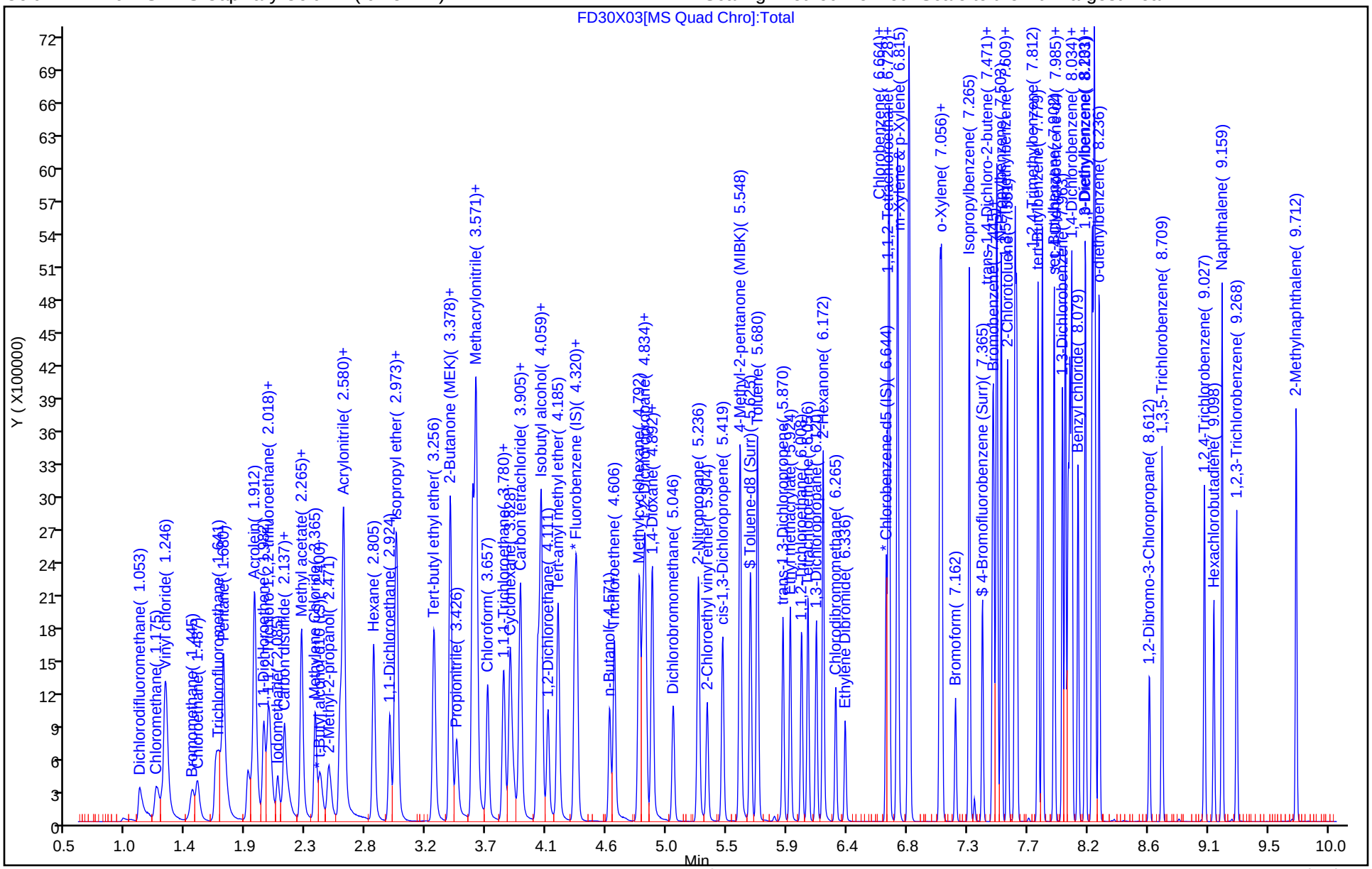

FORM VII
GC/MS VOA CONTINUING CALIBRATION DATA

Lab Name: Eurofins Lancaster Laboratories Enviror Job No.: 410-110319-1

SDG No.:

Lab Sample ID: ICV 410-311123/19 Calibration Date: 10/27/2022 18:25

Instrument ID: 9137 Calib Start Date: 10/27/2022 15:47

GC Column: R-624SilMS 30m ID: 0.25(mm) Calib End Date: 10/27/2022 17:46

Lab File ID: WC27X18.D Conc. Units: ug/L Heated Purge: (Y/N) N

ANALYTE	CURVE TYPE	AVE RRF	RRF	MIN RRF	CALC AMOUNT	SPIKE AMOUNT	%D	MAX %D
Dichlorodifluoromethane	Ave	0.6380	0.4984	0.1000	15.6	20.0	-21.9	30.0
Chloromethane	Ave	0.6636	0.5608	0.1000	16.9	20.0	-15.5	30.0
Vinyl chloride	Ave	0.6308	0.5852	0.1000	18.6	20.0	-7.2	30.0
1,3-Butadiene	Ave	0.6326	0.5795		18.3	20.0	-8.4	30.0
Bromomethane	Ave	0.3626	0.3262	0.1000	18.0	20.0	-10.1	30.0
Chloroethane	Ave	0.3145	0.2981	0.1000	19.0	20.0	-5.2	30.0
Dichlorofluoromethane	Ave	0.7258	0.7319		20.2	20.0	0.8	30.0
n-Pentane	Ave	0.5327	0.5175		19.4	20.0	-2.9	30.0
Trichlorofluoromethane	Ave	0.6276	0.5626	0.1000	17.9	20.0	-10.4	30.0
Freon 123a	Ave	0.4281	0.3998		18.7	20.0	-6.6	30.0
Ethanol	Ave	0.0940	0.0905		963	1000	-3.7	30.0
Acrolein	Ave	1.151	1.143		149	150	-0.7	30.0
1,1-Dichloroethene	Ave	0.2856	0.2791	0.1000	19.5	20.0	-2.3	30.0
Freon 113	Ave	0.3044	0.3289	0.1000	21.6	20.0	8.1	30.0
Acetone	Ave	0.6427	0.6212	0.1000	242	250	-3.4	30.0
2-Propanol	Ave	0.6972	0.7234		156	150	3.8	30.0
Methyl iodide	Ave	0.4340	0.4499		20.7	20.0	3.7	30.0
Carbon disulfide	Ave	0.8622	0.8830	0.1000	20.5	20.0	2.4	30.0
Allyl chloride	Ave	0.5076	0.5325		21.0	20.0	4.9	30.0
Methyl acetate	Ave	0.4149	0.4081	0.1000	19.7	20.0	-1.6	30.0
Methylene Chloride	Ave	0.3195	0.3124	0.1000	19.6	20.0	-2.2	30.0
t-Butyl alcohol	Ave	1.148	1.174		205	200	2.3	30.0
Acrylonitrile	Ave	0.2207	0.2182		98.8	100	-1.2	30.0
trans-1,2-Dichloroethene	Ave	0.2849	0.2763	0.1000	19.4	20.0	-3.0	30.0
Methyl tertiary butyl ether	Ave	0.9849	0.9719	0.1000	19.7	20.0	-1.3	30.0
n-Hexane	Ave	0.4162	0.4050		19.5	20.0	-2.7	30.0
1,1-Dichloroethane	Ave	0.5260	0.5182	0.2000	19.7	20.0	-1.5	30.0
Isopropyl ether	Ave	1.053	1.046		19.9	20.0	-0.7	30.0
2-Chloro-1,3-butadiene	Ave	0.4859	0.4948		20.4	20.0	1.8	30.0
Ethyl t-butyl ether	Ave	0.998	1.001		20.1	20.0	0.3	30.0
cis-1,2-Dichloroethene	Ave	0.3101	0.3173	0.1000	20.5	20.0	2.3	30.0
2-Butanone	Ave	0.3155	0.2992	0.1000	237	250	-5.2	30.0
2,2-Dichloropropane	Ave	0.5222	0.5401		20.7	20.0	3.4	30.0
Propionitrile	Ave	0.9772	0.9745		150	150	-0.3	30.0
Methacrylonitrile	Ave	0.2008	0.1990		149	150	-0.9	30.0
Bromochloromethane	Ave	0.1442	0.1484		20.6	20.0	2.9	30.0
Tetrahydrofuran	Ave	0.7578	0.7891		104	100	4.1	30.0
Chloroform	Ave	0.4911	0.4695	0.2000	19.1	20.0	-4.4	30.0
1,1,1-Trichloroethane	Ave	0.4854	0.4860	0.1000	20.0	20.0	0.1	30.0
Cyclohexane	Ave	0.6366	0.6464	0.1000	20.3	20.0	1.5	30.0
1,1-Dichloropropene	Ave	0.4197	0.4118		19.6	20.0	-1.9	30.0

FORM VII
GC/MS VOA CONTINUING CALIBRATION DATA

Lab Name: Eurofins Lancaster Laboratories Enviror Job No.: 410-110319-1

SDG No.:

Lab Sample ID: ICV 410-311123/19 Calibration Date: 10/27/2022 18:25

Instrument ID: 9137 Calib Start Date: 10/27/2022 15:47

GC Column: R-624SilMS 30m ID: 0.25(mm) Calib End Date: 10/27/2022 17:46

Lab File ID: WC27X18.D Conc. Units: ug/L Heated Purge: (Y/N) N

ANALYTE	CURVE TYPE	AVE RRF	RRF	MIN RRF	CALC AMOUNT	SPIKE AMOUNT	%D	MAX %D
Carbon tetrachloride	Ave	0.3770	0.3775	0.1000	20.0	20.0	0.1	30.0
Isobutyl alcohol	Ave	0.3325	0.3390		510	500	2.0	30.0
Benzene	Ave	1.225	1.232	0.5000	20.1	20.0	0.6	30.0
1,2-Dichloroethane	Ave	0.3772	0.3790	0.1000	20.1	20.0	0.5	30.0
t-Amyl methyl ether	Ave	0.9597	0.9661		20.1	20.0	0.7	30.0
n-Heptane	Ave	0.3818	0.3701		19.4	20.0	-3.1	30.0
n-Butanol	Ave	0.2873	0.2916		1010	1000	1.5	30.0
Trichloroethene	Ave	0.2973	0.2937	0.2000	19.8	20.0	-1.2	30.0
Methylcyclohexane	Ave	0.5063	0.5100	0.1000	20.1	20.0	0.7	30.0
1,2-Dichloropropane	Ave	0.3230	0.3303	0.1000	20.5	20.0	2.3	30.0
t-Amyl ethyl ether	Ave	0.4380	0.4259		19.5	20.0	-2.7	30.0
Dibromomethane	Ave	0.1901	0.1874		19.7	20.0	-1.4	30.0
Methyl methacrylate	Ave	0.3123	0.2879		18.4	20.0	-7.8	30.0
1,4-Dioxane	Ave	0.0676	0.0710	0.0050	525	500	5.1	30.0
Bromodichloromethane	Ave	0.3558	0.3570	0.2000	20.1	20.0	0.3	30.0
2-Nitropropane	Ave	1.393	1.366		19.6	20.0	-1.9	30.0
2-Chloroethyl vinyl ether	Ave	0.2366	0.2342		19.8	20.0	-1.0	30.0
cis-1,3-Dichloropropene	Ave	0.4669	0.4544	0.2000	19.5	20.0	-2.7	30.0
4-Methyl-2-pentanone	Ave	0.6075	0.5960	0.1000	245	250	-1.9	30.0
Toluene	Ave	0.9611	1.009	0.4000	21.0	20.0	5.0	30.0
trans-1,3-Dichloropropene	Ave	0.5602	0.5698	0.1000	20.3	20.0	1.7	30.0
Ethyl methacrylate	Ave	0.6441	0.6822		21.2	20.0	5.9	30.0
1,1,2-Trichloroethane	Ave	0.3567	0.3647	0.1000	20.4	20.0	2.2	30.0
Tetrachloroethene	Ave	0.3677	0.3940	0.2000	21.4	20.0	7.2	30.0
1,3-Dichloropropane	Ave	0.5970	0.6190		20.7	20.0	3.7	30.0
2-Hexanone	Ave	0.5439	0.5734	0.1000	264	250	5.4	30.0
Dibromochloromethane	Ave	0.3381	0.3453		20.4	20.0	2.1	30.0
1,2-Dibromoethane	Ave	0.3557	0.3704	0.1000	20.8	20.0	4.1	30.0
1-Chlorohexane	Ave	0.5181	0.5361		20.7	20.0	3.5	30.0
Chlorobenzene	Ave	0.9772	1.020	0.5000	20.9	20.0	4.3	30.0
1,1,1,2-Tetrachloroethane	Ave	0.3673	0.3739		20.4	20.0	1.8	30.0
Ethylbenzene	Ave	1.812	1.965	0.1000	21.7	20.0	8.4	30.0
m&p-Xylene	Ave	0.6810	0.7295	0.1000	42.8	40.0	7.1	30.0
o-Xylene	Ave	0.7175	0.7567	0.3000	21.1	20.0	5.5	30.0
Styrene	Ave	1.117	1.198	0.3000	21.5	20.0	7.3	30.0
Bromoform	Ave	0.2529	0.2555	0.1000	20.2	20.0	1.1	30.0
Isopropylbenzene	Ave	1.798	2.018	0.1000	22.4	20.0	12.2	30.0
Cyclohexanone	Ave	0.3019	0.3079		510	500	2.0	30.0
1,1,2,2-Tetrachloroethane	Ave	1.216	1.298	0.3000	21.4	20.0	6.8	30.0
Bromobenzene	Ave	0.7266	0.7890		21.7	20.0	8.6	30.0
1,2,3-Trichloropropane	Ave	0.3488	0.3593		20.6	20.0	3.0	30.0

FORM VII
GC/MS VOA CONTINUING CALIBRATION DATA

Lab Name: Eurofins Lancaster Laboratories Enviror Job No.: 410-110319-1

SDG No.:

Lab Sample ID: ICV 410-311123/19 Calibration Date: 10/27/2022 18:25

Instrument ID: 9137 Calib Start Date: 10/27/2022 15:47

GC Column: R-624SilMS 30m ID: 0.25(mm) Calib End Date: 10/27/2022 17:46

Lab File ID: WC27X18.D Conc. Units: ug/L Heated Purge: (Y/N) N

ANALYTE	CURVE TYPE	AVE RRF	RRF	MIN RRF	CALC AMOUNT	SPIKE AMOUNT	%D	MAX %D
trans-1,4-Dichloro-2-butene	Ave	0.3729	0.3899		105	100	4.6	30.0
N-Propylbenzene	Ave	3.678	4.050		22.0	20.0	10.1	30.0
2-Chlorotoluene	Ave	0.7469	0.7856		21.0	20.0	5.2	30.0
1,3,5-Trimethylbenzene	Ave	2.691	2.929		21.8	20.0	8.8	30.0
4-Chlorotoluene	Ave	0.7325	0.7673		21.0	20.0	4.8	30.0
tert-Butylbenzene	Ave	0.4947	0.5379		21.7	20.0	8.7	30.0
1,2,4-Trimethylbenzene	Ave	2.760	2.954		21.4	20.0	7.0	30.0
sec-Butylbenzene	Ave	3.094	3.390		21.9	20.0	9.6	30.0
1,3-Dichlorobenzene	Ave	1.364	1.431	0.6000	21.0	20.0	4.9	30.0
p-Isopropyltoluene	Ave	2.631	2.931		22.3	20.0	11.4	30.0
1,4-Dichlorobenzene	Ave	1.424	1.499	0.5000	21.1	20.0	5.3	30.0
1,2,3-Trimethylbenzene	Ave	2.853	3.050		21.4	20.0	6.9	30.0
Benzyl chloride	Ave	2.378	2.438		20.5	20.0	2.5	30.0
1,3-Diethylbenzene	Ave	1.585	1.692		21.4	20.0	6.8	30.0
1,4-Diethylbenzene	Ave	1.602	1.698		21.2	20.0	6.0	30.0
n-Butylbenzene	Ave	1.313	1.418		21.6	20.0	8.0	30.0
1,2-Dichlorobenzene	Ave	1.401	1.500	0.4000	21.4	20.0	7.1	30.0
1,2-Diethylbenzene	Ave	1.329	1.395		21.0	20.0	5.0	30.0
1,2-Dibromo-3-Chloropropane	Ave	0.3410	0.3286	0.0500	19.3	20.0	-3.6	30.0
1,3,5-Trichlorobenzene	Ave	0.9443	0.997		21.1	20.0	5.6	30.0
1,2,4-Trichlorobenzene	Ave	0.9393	1.012	0.2000	21.5	20.0	7.7	30.0
Hexachlorobutadiene	Ave	0.3264	0.3605		22.1	20.0	10.4	30.0
Naphthalene	Ave	4.132	4.398		21.3	20.0	6.4	30.0
1,2,3-Trichlorobenzene	Ave	0.9797	1.052		21.5	20.0	7.4	30.0
2-Methylnaphthalene	Ave	2.256	2.411		21.4	20.0	6.9	30.0
Dibromofluoromethane (Surr)	Ave	0.2315	0.2271		49.0	50.0	-1.9	30.0
1,2-Dichloroethane-d4 (Surr)	Ave	0.0620	0.0615		49.6	50.0	-0.8	30.0
Toluene-d8 (Surr)	Ave	1.324	1.344		50.7	50.0	1.5	30.0
4-Bromofluorobenzene (Surr)	Ave	0.5156	0.5090		49.4	50.0	-1.3	30.0

Eurofins Lancaster Laboratories Environment Testing, LLC
Target Compound Quantitation Report

Data File: \\chromfs\Lancaster\ChromData\9137\20221027-69757.b\WC27X18.D
Lims ID: ICV
Client ID:
Sample Type: ICV
Inject. Date: 27-Oct-2022 18:25:30 ALS Bottle#: 18 Worklist Smp#: 19
Purge Vol: 5.000 mL Dil. Factor: 1.0000
Sample Info: 410-0069757-019
Misc. Info.: ICV
Operator ID: lcp00895 Instrument ID: 9137
Sublist:

Method: \\chromfs\Lancaster\ChromData\9137\20221027-69757.b\MSVoa_9137.m
Limit Group: MSV - 8260C_D
Last Update: 29-Oct-2022 01:15:23 Calib Date: 27-Oct-2022 17:46:30
Integrator: RTE ID Type: Deconvolution ID
Quant Method: Internal Standard Quant By: Initial Calibration
Last ICal File: \\chromfs\Lancaster\ChromData\9137\20221027-69757.b\WC27X16.D

Column 1 : Rxi-624Sil MS Capillary Column (0.25 mm) Det: MS Quad
Process Host: CTX1618

First Level Reviewer: ULCP Date: 28-Oct-2022 06:27:28

Compound	Sig	RT (min.)	Exp RT (min.)	Dlt RT (min.)	Q	Response	Cal Amt ug/l	OnCol Amt ug/l	Flags
5 Dichlorodifluoromethane	85	1.322	1.316	0.006	99	283836	20.0	15.6	M
6 Chloromethane	50	1.441	1.447	-0.006	99	319358	20.0	16.9	
7 Vinyl chloride	62	1.514	1.514	0.000	92	333259	20.0	18.6	
8 Butadiene	39	1.518	1.521	-0.003	92	329984	20.0	18.3	
10 Bromomethane	94	1.739	1.746	-0.007	90	185752	20.0	18.0	
11 Chloroethane	64	1.774	1.781	-0.007	99	169738	20.0	19.0	
12 Dichlorofluoromethane	67	1.928	1.935	-0.007	98	416804	20.0	20.2	
13 Pentane	43	1.989	1.986	0.003	98	294712	20.0	19.4	
14 Trichlorofluoromethane	101	1.989	1.993	-0.004	68	320390	20.0	17.9	
17 1,2-Dichloro-1,1,2-trifluoroetha	67	2.166	2.172	-0.006	93	227661	20.0	18.7	
16 Ethanol	45	2.240	2.220	0.020	41	260778	1000.0	962.6	M
18 Acrolein	56	2.249	2.249	0.000	98	494144	150.0	149.0	
19 1,1-Dichloroethene	96	2.333	2.339	-0.006	97	158960	20.0	19.5	
20 Acetone	58	2.371	2.368	0.003	100	447445	250.0	241.6	
21 1,1,2-Trichloro-1,2,2-trifluoroe	101	2.365	2.374	-0.009	63	187310	20.0	21.6	
23 Isopropyl alcohol	45	2.464	2.464	0.000	35	312646	150.0	155.6	M
22 Iodomethane	142	2.477	2.468	0.009	98	256195	20.0	20.7	
24 Carbon disulfide	76	2.541	2.538	0.003	100	502865	20.0	20.5	
25 3-Chloro-1-propene	41	2.638	2.641	-0.003	93	303233	20.0	21.0	
27 Methyl acetate	43	2.654	2.654	0.000	96	232397	20.0	19.7	
28 Methylene Chloride	84	2.743	2.744	-0.001	95	177896	20.0	19.6	
* 29 t-Butyl alcohol-d10 (IS)	65	2.872	2.849	0.023	85	720290	250.0	250.0	
30 2-Methyl-2-propanol	59	2.904	2.907	-0.003	98	676764	200.0	204.6	
31 Acrylonitrile	53	2.962	2.965	-0.003	99	621246	100.0	98.8	
33 trans-1,2-Dichloroethene	96	2.994	2.994	0.000	98	157327	20.0	19.4	
32 Methyl tert-butyl ether	73	3.010	3.000	0.010	97	553496	20.0	19.7	
34 Hexane	57	3.257	3.251	0.007	94	230636	20.0	19.5	
35 1,1-Dichloroethane	63	3.385	3.382	0.003	97	295115	20.0	19.7	
37 Isopropyl ether	45	3.453	3.453	0.000	96	595401	20.0	19.9	
38 2-Chloro-1,3-butadiene	53	3.472	3.472	0.000	92	281756	20.0	20.4	

Compound	Sig	RT (min.)	Exp RT (min.)	Dlt RT (min.)	Q	Response	Cal Amt ug/l	OnCol Amt ug/l	Flags
39 Tert-butyl ethyl ether	59	3.793	3.793	0.000	98	570047	20.0	20.1	
40 cis-1,2-Dichloroethene	96	3.937	3.931	0.006	63	180673	20.0	20.5	
42 2,2-Dichloropropane	77	3.953	3.950	0.003	56	307561	20.0	20.7	
41 2-Butanone (MEK)	43	3.950	3.950	0.000	100	2130152	250.0	237.1	
44 Propionitrile	54	3.995	4.011	-0.016	57	421142	150.0	149.6	
45 Methacrylonitrile	67	4.146	4.146	0.000	93	849788	150.0	148.7	
46 Chlorobromomethane	128	4.162	4.168	-0.006	98	84498	20.0	20.6	
47 Tetrahydrofuran	71	4.210	4.213	-0.003	80	227356	100.0	104.1	
48 Chloroform	83	4.242	4.245	-0.003	92	267365	20.0	19.1	
$ 50 Dibromofluoromethane (Surr)	113	4.399	4.403	-0.003	93	323262	50.0	49.0	
51 1,1,1-Trichloroethane	97	4.435	4.438	-0.003	98	276766	20.0	20.0	
52 Cyclohexane	56	4.492	4.499	-0.007	93	368100	20.0	20.3	
53 1,1-Dichloropropene	75	4.592	4.589	0.003	94	234482	20.0	19.6	
54 Carbon tetrachloride	117	4.598	4.595	0.003	96	214990	20.0	20.0	
$ 56 1,2-Dichloroethane-d4 (Surr)	102	4.736	4.733	0.003	92	87596	50.0	49.6	
55 Isobutyl alcohol	41	4.727	4.739	-0.012	81	488389	500.0	509.8	
57 Benzene	78	4.797	4.797	0.000	97	701728	20.0	20.1	
58 1,2-Dichloroethane	62	4.807	4.807	0.000	96	215814	20.0	20.1	
60 Tert-amyl methyl ether	73	4.916	4.919	-0.003	98	550196	20.0	20.1	
* 61 Fluorobenzene (IS)	96	5.073	5.073	0.000	98	1423689	50.0	50.0	
62 n-Heptane	43	5.086	5.083	0.003	85	210738	20.0	19.4	
63 n-Butanol	56	5.378	5.394	-0.016	94	840114	1000.0	1015.0	
64 Trichloroethene	95	5.449	5.449	0.000	98	167274	20.0	19.8	
65 Methylcyclohexane	83	5.660	5.664	-0.004	93	290412	20.0	20.1	
66 1,2-Dichloropropane	63	5.676	5.683	-0.007	97	188075	20.0	20.5	
67 2-ethoxy-2-methyl butane	87	5.728	5.725	0.003	92	242565	20.0	19.5	
68 Dibromomethane	93	5.795	5.795	0.000	96	106727	20.0	19.7	
69 Methyl methacrylate	69	5.811	5.814	-0.003	95	163935	20.0	18.4	
70 1,4-Dioxane	88	5.821	5.818	0.003	38	102251	500.0	525.4	M
72 Dichlorobromomethane	83	5.968	5.968	0.000	99	203326	20.0	20.1	
74 2-Nitropropane	41	6.209	6.206	0.003	96	78722	20.0	19.6	
75 2-Chloroethyl vinyl ether	63	6.299	6.296	0.003	92	133363	20.0	19.8	
77 cis-1,3-Dichloropropene	75	6.447	6.447	0.000	95	258752	20.0	19.5	
78 4-Methyl-2-pentanone (MIBK)	43	6.626	6.626	0.000	97	4242458	250.0	245.3	
$ 79 Toluene-d8 (Surr)	98	6.739	6.739	0.000	93	1402518	50.0	50.7	
80 Toluene	92	6.812	6.812	0.000	98	421209	20.0	21.0	
81 trans-1,3-Dichloropropene	75	7.059	7.056	0.003	95	237927	20.0	20.3	
83 Ethyl methacrylate	69	7.178	7.175	0.003	91	284850	20.0	21.2	
84 1,1,2-Trichloroethane	97	7.249	7.252	-0.003	90	152271	20.0	20.4	
86 Tetrachloroethene	166	7.400	7.400	0.000	96	164539	20.0	21.4	
87 1,3-Dichloropropane	76	7.419	7.422	-0.003	94	258472	20.0	20.7	
90 2-Hexanone	43	7.522	7.525	-0.003	97	2992738	250.0	263.5	
91 Chlorodibromomethane	129	7.643	7.647	-0.004	91	144178	20.0	20.4	
93 Ethylene Dibromide	107	7.753	7.749	0.004	98	154658	20.0	20.8	
* 94 Chlorobenzene-d5 (IS)	117	8.192	8.192	0.000	88	1043902	50.0	50.0	
95 1-Chlorohexane	91	8.215	8.215	0.000	97	223855	20.0	20.7	
96 Chlorobenzene	112	8.218	8.218	0.000	93	425724	20.0	20.9	
97 1,1,1,2-Tetrachloroethane	131	8.298	8.298	0.000	96	156110	20.0	20.4	
98 Ethylbenzene	91	8.327	8.324	0.003	99	820579	20.0	21.7	
99 m-Xylene & p-Xylene	106	8.430	8.430	0.000	99	609235	40.0	42.8	
100 o-Xylene	106	8.767	8.767	0.000	97	315972	20.0	21.1	
101 Styrene	104	8.779	8.779	0.000	94	500389	20.0	21.5	

Compound	Sig	RT (min.)	Exp RT (min.)	Dlt RT (min.)	Q	Response	Cal Amt ug/l	OnCol Amt ug/l	Flags
102 Bromoform	173	8.921	8.921	0.000	97	106701	20.0	20.2	
103 Isopropylbenzene	105	9.075	9.075	0.000	96	842529	20.0	22.4	
105 Cyclohexanone	55	9.139	9.142	-0.003	94	443633	500.1	510.1	
$ 106 4-Bromofluorobenzene (Surr)	95	9.190	9.187	0.003	88	531325	50.0	49.4	
107 Bromobenzene	156	9.306	9.306	0.000	94	178575	20.0	21.7	
108 1,1,2,2-Tetrachloroethane	83	9.306	9.309	-0.003	94	293858	20.0	21.4	
109 1,2,3-Trichloropropane	110	9.338	9.338	0.000	83	81326	20.0	20.6	
110 trans-1,4-Dichloro-2-butene	53	9.351	9.351	0.000	94	441286	100.0	104.6	
111 N-Propylbenzene	91	9.399	9.399	0.000	99	916570	20.0	22.0	
112 2-Chlorotoluene	126	9.456	9.460	-0.004	96	177810	20.0	21.0	
113 1,3,5-Trimethylbenzene	105	9.533	9.534	-0.001	94	662861	20.0	21.8	
114 4-Chlorotoluene	126	9.543	9.543	0.000	99	173674	20.0	21.0	
116 tert-Butylbenzene	134	9.781	9.781	0.000	93	121745	20.0	21.7	
118 1,2,4-Trimethylbenzene	105	9.816	9.813	0.003	98	668608	20.0	21.4	
119 sec-Butylbenzene	105	9.941	9.941	0.000	94	767308	20.0	21.9	
141 1,3-Dichlorobenzene	146	10.018	10.018	0.000	98	323883	20.0	21.0	
143 4-Isopropyltoluene	119	10.047	10.047	0.000	97	663343	20.0	22.3	
* 144 1,4-Dichlorobenzene-d4	152	10.063	10.063	0.000	97	565845	50.0	50.0	
145 1,4-Dichlorobenzene	146	10.082	10.082	0.000	95	339219	20.0	21.1	
146 1,2,3-Trimethylbenzene	105	10.121	10.121	0.000	99	690365	20.0	21.4	
147 Benzyl chloride	91	10.178	10.179	-0.001	98	551717	20.0	20.5	
148 1,3-Diethylbenzene	119	10.262	10.259	0.003	96	382949	20.0	21.4	
149 p-Diethylbenzene	119	10.320	10.320	0.000	95	384257	20.0	21.2	
150 n-Butylbenzene	92	10.339	10.336	0.003	98	320898	20.0	21.6	
151 1,2-Dichlorobenzene	146	10.349	10.345	0.004	98	339485	20.0	21.4	
152 o-diethylbenzene	119	10.403	10.403	0.000	97	315814	20.0	21.0	
153 1,2-Dibromo-3-Chloropropane	75	10.881	10.881	0.000	85	74384	20.0	19.3	
154 1,3,5-Trichlorobenzene	180	11.029	11.029	0.000	97	225713	20.0	21.1	
156 1,2,4-Trichlorobenzene	180	11.440	11.440	0.000	94	229041	20.0	21.5	
157 Hexachlorobutadiene	225	11.549	11.549	0.000	96	81591	20.0	22.1	
158 Naphthalene	128	11.600	11.600	0.000	97	995522	20.0	21.3	
159 1,2,3-Trichlorobenzene	180	11.757	11.757	0.000	95	238057	20.0	21.5	
160 2-Methylnaphthalene	142	12.322	12.322	0.000	93	545762	20.0	21.4	

QC Flag Legend

Processing Flags

Review Flags

M - Manually Integrated

Reagents:

MSV_LCS_VOC#1_00079	Amount Added: 50.00	Units: uL	
MSV_LCS_2CEVE_00084	Amount Added: 50.00	Units: uL	
MSV_LCS_CYC_00002	Amount Added: 50.00	Units: uL	
MSV_LCS_ACROL_00081	Amount Added: 50.00	Units: uL	
MSV_LCS_ETOH_00003	Amount Added: 50.00	Units: uL	
MSV_LCS_Gases_00111	Amount Added: 50.00	Units: uL	
MSV_Cent_ISSS_00013	Amount Added: 5.00	Units: uL	Run Reagent

Report Date: 29-Oct-2022 01:15:26 Chrom Revision: 2.3 25-Oct-2022 11:16:06

Eurofins Lancaster Laboratories Environment Testing, LLC

Data File:	\\chromfs\Lancaster\ChromData\9137\20221027-69757.b\WC27X18.D				
Injection Date:	27-Oct-2022 18:25:30	Instrument ID:	9137	Operator ID:	lcp00895
Lims ID:	ICV			Worklist Smp#:	19
Client ID:					
Purge Vol:	5.000 mL	Dil. Factor:	1.0000	ALS Bottle#:	18
Method:	MSVoa_9137	Limit Group:	MSV - 8260C_D		

Column: Rxi-624Sil MS Capillary Column (0.25 mm) Y Scaling: Method Defined: Scale to the Nth Largest Target: 1

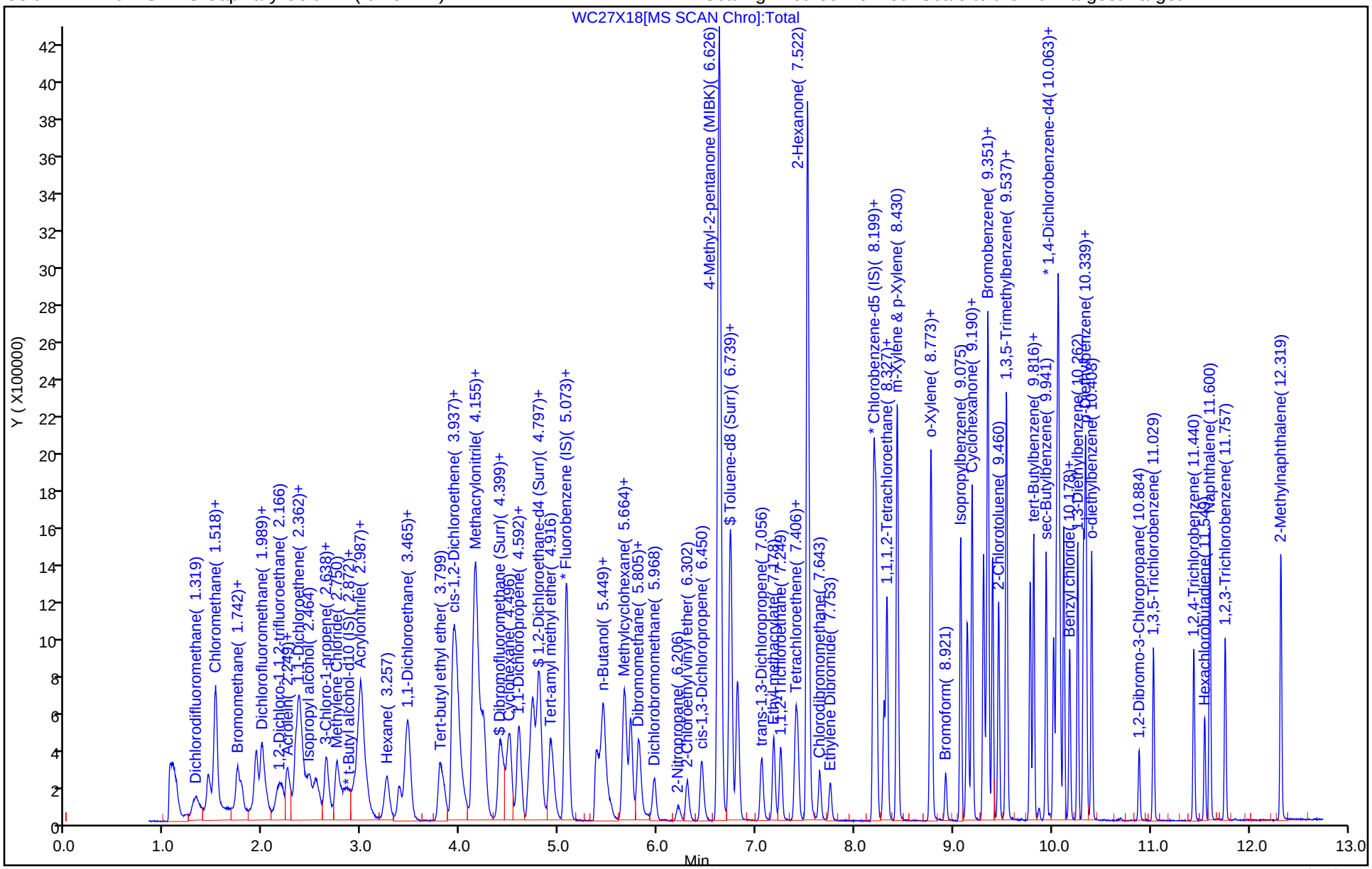

Manual Integration/User Assign Peak Report

Eurofins Lancaster Laboratories Environment Testing, LLC

Data File:	\\chromfs\Lancaster\ChromData\9137\20221027-69757.b\WC27X18.D				
Injection Date:	27-Oct-2022 18:25:30	Instrument ID:	9137		
Lims ID:	ICV				
Client ID:					
Operator ID:	lcp00895	ALS Bottle#:	18	Worklist Smp#:	19
Purge Vol:	5.000 mL	Dil. Factor:	1.0000		
Method:	MSVoa_9137	Limit Group:	MSV - 8260C_D		
Column:	Rxi-624Sil MS Capillary Column (0.25 mm)	Detector	MS Quad		

5 Dichlorodifluoromethane, CAS: 75-71-8

Signal: 1

Processing Integration Results

RT: 1.32
Area: 273002
Amount: 15.027724
Amount Units: ug/l

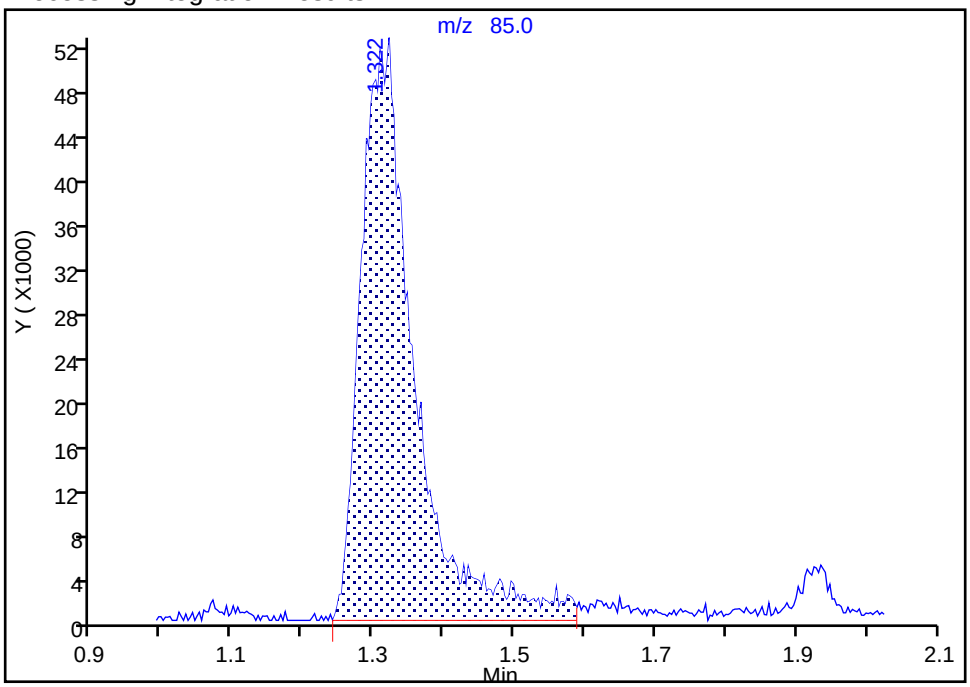

Manual Integration Results

RT: 1.32
Area: 283836
Amount: 15.624094
Amount Units: ug/l

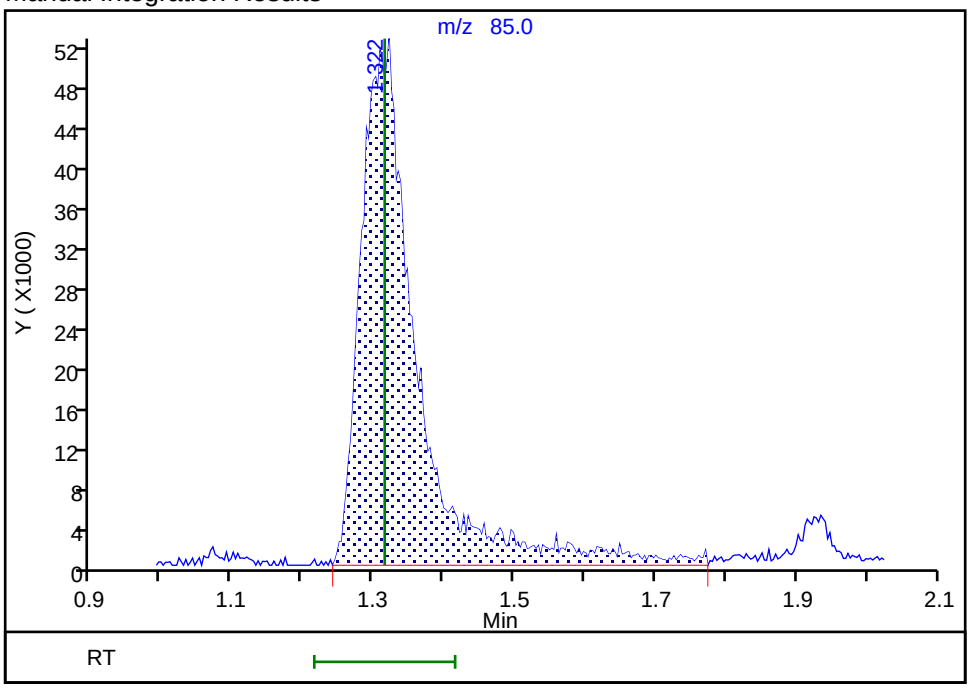

Reviewer: K4WN, 29-Oct-2022 01:10:19

Audit Action: Manually Integrated Audit Reason: Incomplete Integration

Manual Integration/User Assign Peak Report

Eurofins Lancaster Laboratories Environment Testing, LLC

Data File:	\\chromfs\Lancaster\ChromData\9137\20221027-69757.b\WC27X18.D				
Injection Date:	27-Oct-2022 18:25:30	Instrument ID:	9137		
Lims ID:	ICV				
Client ID:					
Operator ID:	lcp00895	ALS Bottle#:	18	Worklist Smp#:	19
Purge Vol:	5.000 mL	Dil. Factor:	1.0000		
Method:	MSVoa_9137	Limit Group:	MSV - 8260C_D		
Column:	Rxi-624Sil MS Capillary Column (0.25 mm)	Detector	MS Quad		

16 Ethanol, CAS: 64-17-5

Signal: 1

Processing Integration Results

RT: 2.24
Area: 189957
Amount: 701.2124
Amount Units: ug/l

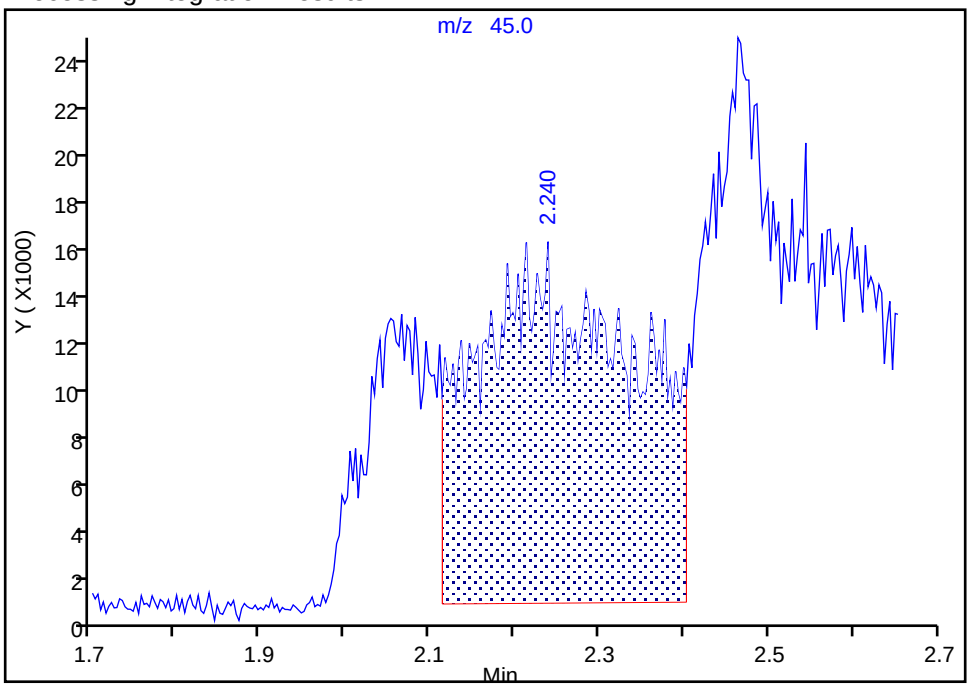

Manual Integration Results

RT: 2.24
Area: 260778
Amount: 962.6429
Amount Units: ug/l

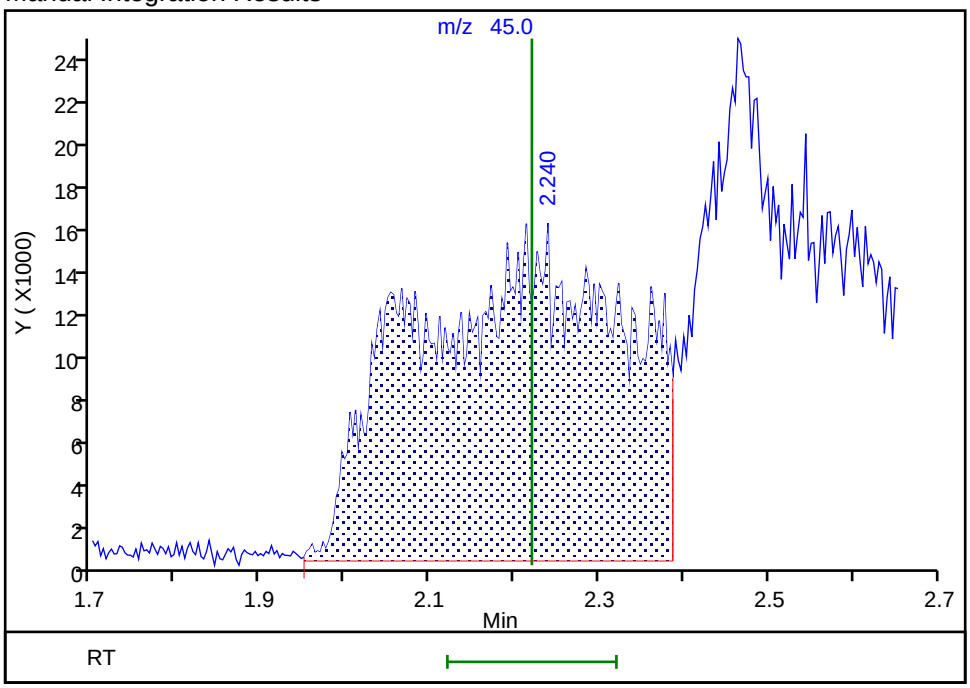

Reviewer: K4WN, 29-Oct-2022 01:10:42
Audit Action: Assigned New Baseline Audit Reason: Incomplete Integration

Manual Integration/User Assign Peak Report

Eurofins Lancaster Laboratories Environment Testing, LLC

Data File:	\\chromfs\Lancaster\ChromData\9137\20221027-69757.b\WC27X18.D				
Injection Date:	27-Oct-2022 18:25:30	Instrument ID:	9137		
Lims ID:	ICV				
Client ID:					
Operator ID:	lcp00895	ALS Bottle#:	18	Worklist Smp#:	19
Purge Vol:	5.000 mL	Dil. Factor:	1.0000		
Method:	MSVoa_9137	Limit Group:	MSV - 8260C_D		
Column:	Rxi-624Sil MS Capillary Column (0.25 mm)	Detector	MS Quad		

23 Isopropyl alcohol, CAS: 67-63-0

Signal: 1

Processing Integration Results

RT: 2.46
Area: 302367
Amount: 150.5322
Amount Units: ug/l

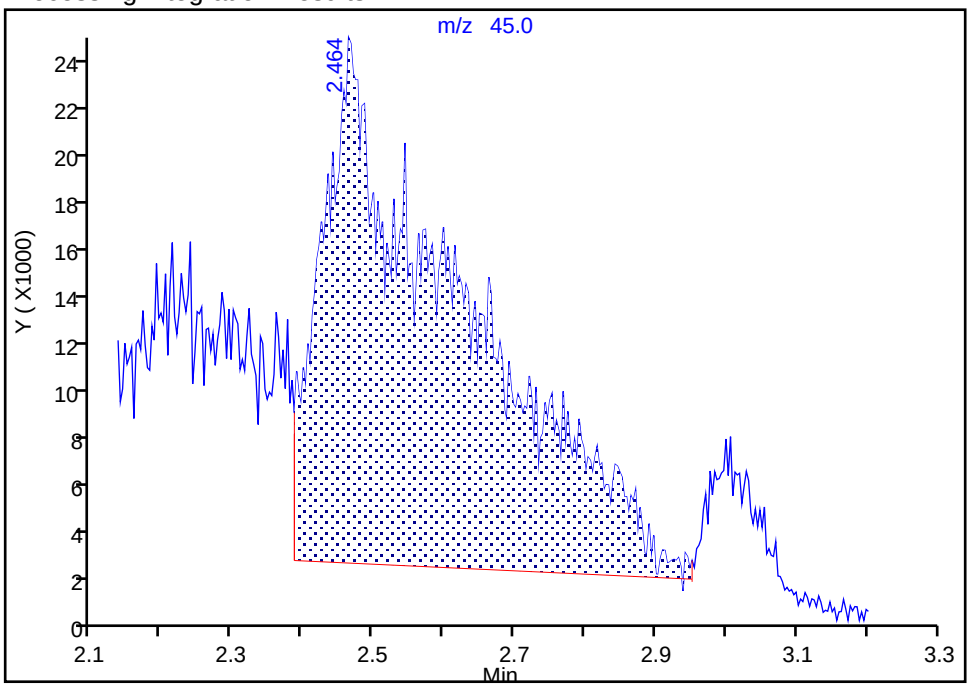

Manual Integration Results

RT: 2.46
Area: 312646
Amount: 155.6495
Amount Units: ug/l

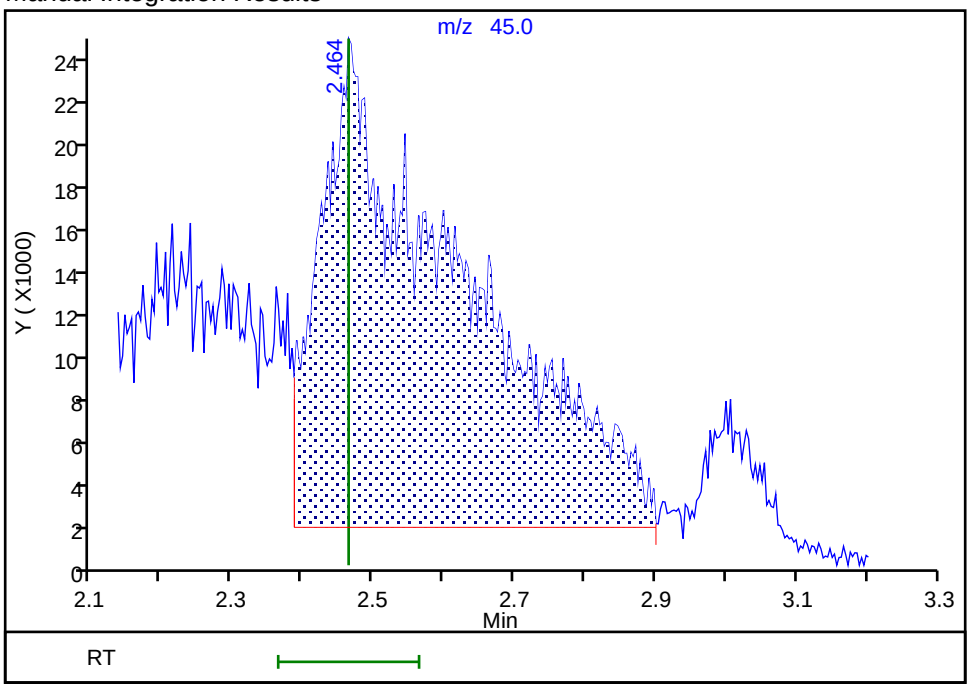

Reviewer: K4WN, 29-Oct-2022 01:11:03
Audit Action: Assigned New Baseline Audit Reason: Incomplete Integration

Manual Integration/User Assign Peak Report

Eurofins Lancaster Laboratories Environment Testing, LLC

Data File:	\\chromfs\Lancaster\ChromData\9137\20221027-69757.b\WC27X18.D				
Injection Date:	27-Oct-2022 18:25:30	Instrument ID:	9137		
Lims ID:	ICV				
Client ID:					
Operator ID:	lcp00895	ALS Bottle#:	18	Worklist Smp#:	19
Purge Vol:	5.000 mL	Dil. Factor:	1.0000		
Method:	MSVoa_9137	Limit Group:	MSV - 8260C_D		
Column:	Rxi-624Sil MS Capillary Column (0.25 mm)	Detector	MS Quad		

70 1,4-Dioxane, CAS: 123-91-1

Signal: 1

Processing Integration Results

RT: 5.89
Area: 59432
Amount: 305.3570
Amount Units: ug/l

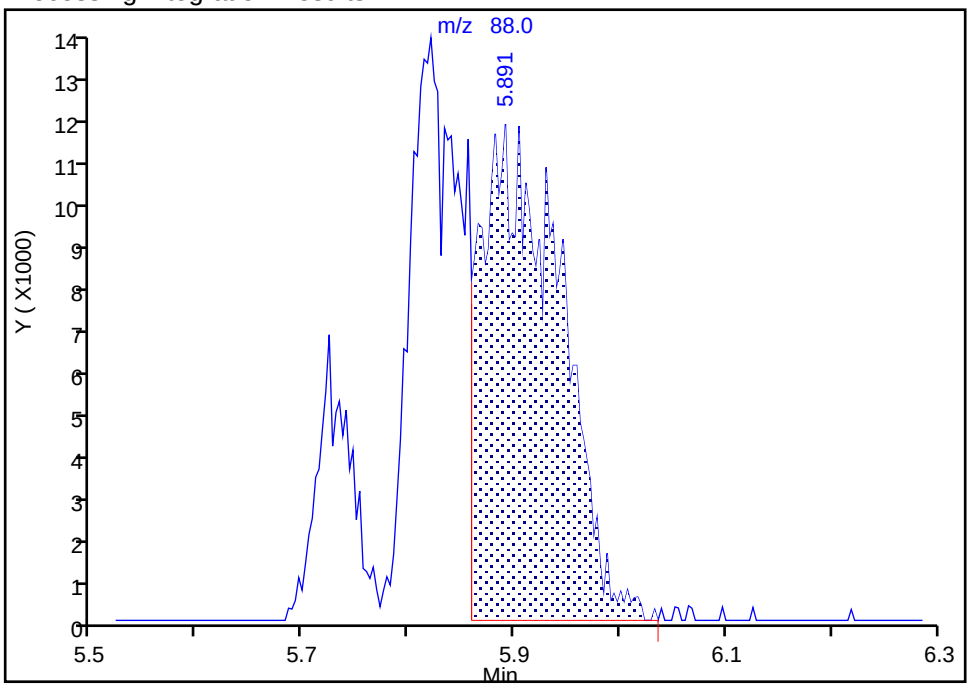

Manual Integration Results

RT: 5.82
Area: 102251
Amount: 525.3577
Amount Units: ug/l

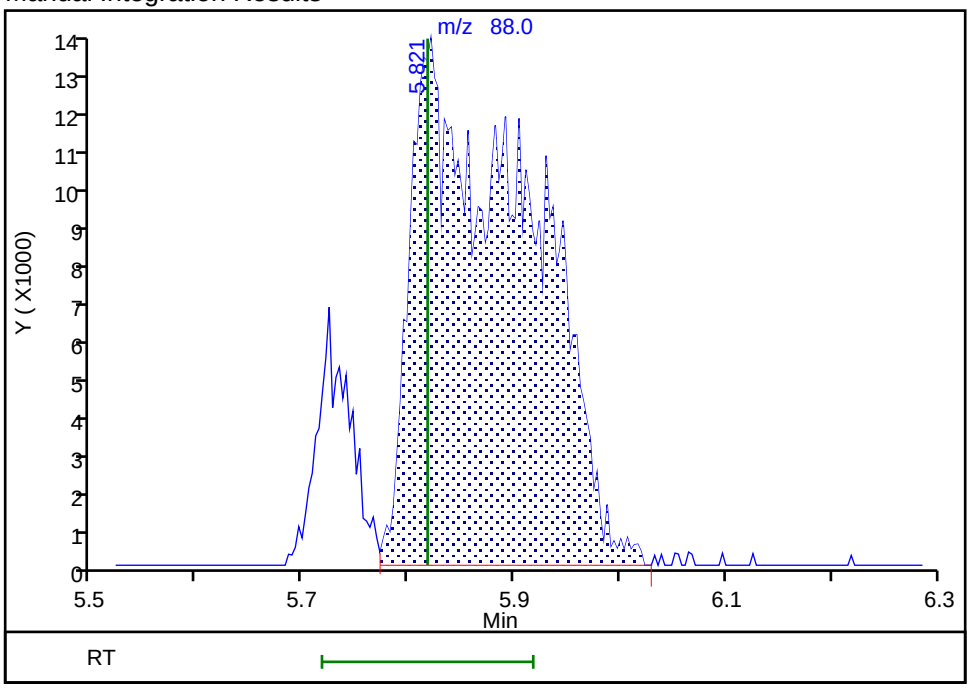

Reviewer: K4WN, 29-Oct-2022 01:11:27

Audit Action: Split an Integrated Peak Audit Reason: Incomplete Integration

FORM VII
GC/MS VOA CONTINUING CALIBRATION DATA

Lab Name: Eurofins Lancaster Laboratories Enviror Job No.: 410-110319-1

SDG No.:

Lab Sample ID: CCVIS 410-331544/3 Calibration Date: 12/30/2022 12:41

Instrument ID: 9137 Calib Start Date: 10/27/2022 15:47

GC Column: R-624SilMS 30m ID: 0.25(mm) Calib End Date: 10/27/2022 17:46

Lab File ID: WD30X93.D Conc. Units: ug/L Heated Purge: (Y/N) N

ANALYTE	CURVE TYPE	AVE RRF	RRF	MIN RRF	CALC AMOUNT	SPIKE AMOUNT	%D	MAX %D
Dichlorodifluoromethane	Ave	0.6380	0.4999	0.1000	39.2	50.0	-21.7*	20.0
Chloromethane	Ave	0.6636	0.5716	0.1000	43.1	50.0	-13.9	20.0
Vinyl chloride	Ave	0.6308	0.5785	0.1000	45.8	50.0	-8.3	20.0
1,3-Butadiene	Ave	0.6326	0.5458		43.1	50.0	-13.7	20.0
Bromomethane	Ave	0.3626	0.3338	0.1000	46.0	50.0	-7.9	20.0
Chloroethane	Ave	0.3145	0.3034	0.1000	48.2	50.0	-3.5	20.0
Dichlorofluoromethane	Ave	0.7258	0.6737		46.4	50.0	-7.2	20.0
n-Pentane	Ave	0.5327	0.4744		44.5	50.0	-10.9	20.0
Trichlorofluoromethane	Ave	0.6276	0.5952	0.1000	47.4	50.0	-5.2	20.0
Freon 123a	Ave	0.4281	0.3958		46.2	50.0	-7.6	20.0
Acrolein	Ave	1.151	1.566		680	500	36.0*	20.0
1,1-Dichloroethene	Ave	0.2856	0.2871	0.1000	50.3	50.0	0.5	20.0
Acetone	Ave	0.6427	0.8284	0.1000	129	100	28.9*	20.0
Freon 113	Ave	0.3044	0.2775	0.1000	45.6	50.0	-8.8	20.0
2-Propanol	Ave	0.6972	0.5982		215	250	-14.2	20.0
Methyl iodide	Ave	0.4340	0.4670		53.8	50.0	7.6	20.0
Carbon disulfide	Ave	0.8622	0.8188	0.1000	47.5	50.0	-5.0	20.0
Allyl chloride	Ave	0.5076	0.4542		44.7	50.0	-10.5	20.0
Methyl acetate	Ave	0.4149	0.3869	0.1000	46.6	50.0	-6.7	20.0
Methylene Chloride	Ave	0.3195	0.3130	0.1000	49.0	50.0	-2.0	20.0
t-Butyl alcohol	Ave	1.148	1.220		266	250	6.3	20.0
Acrylonitrile	Ave	0.2207	0.2120		120	125	-4.0	20.0
Methyl tertiary butyl ether	Ave	0.9849	0.8852	0.1000	44.9	50.0	-10.1	20.0
trans-1,2-Dichloroethene	Ave	0.2849	0.2817	0.1000	49.4	50.0	-1.1	20.0
n-Hexane	Ave	0.4162	0.3753		45.1	50.0	-9.8	20.0
1,1-Dichloroethane	Ave	0.5260	0.4915	0.2000	46.7	50.0	-6.6	20.0
Isopropyl ether	Ave	1.053	0.9552		45.4	50.0	-9.3	20.0
2-Chloro-1,3-butadiene	Ave	0.4859	0.4344		44.7	50.0	-10.6	20.0
Ethyl t-butyl ether	Ave	0.998	0.8883		44.5	50.0	-11.0	20.0
cis-1,2-Dichloroethene	Ave	0.3101	0.3010	0.1000	48.5	50.0	-2.9	20.0
2-Butanone	Ave	0.3155	0.2389	0.1000	75.7	100	-24.3*	20.0
2,2-Dichloropropane	Ave	0.5222	0.4531		43.4	50.0	-13.2	20.0
Propionitrile	Ave	0.9772	1.303		333	250	33.4*	20.0
Methacrylonitrile	Ave	0.2008	0.1928		120	125	-4.0	20.0
Bromochloromethane	Ave	0.1442	0.1479		51.3	50.0	2.6	20.0
Tetrahydrofuran	Ave	0.7578	1.105		364	250	45.8*	20.0
Chloroform	Ave	0.4911	0.4568	0.2000	46.5	50.0	-7.0	20.0
1,1,1-Trichloroethane	Ave	0.4854	0.4398	0.1000	45.3	50.0	-9.4	20.0
Cyclohexane	Ave	0.6366	0.5800	0.1000	45.6	50.0	-8.9	20.0
1,1-Dichloropropene	Ave	0.4197	0.3827		45.6	50.0	-8.8	20.0
Carbon tetrachloride	Ave	0.3770	0.3643	0.1000	48.3	50.0	-3.4	20.0

FORM VII
GC/MS VOA CONTINUING CALIBRATION DATA

Lab Name: Eurofins Lancaster Laboratories Enviror Job No.: 410-110319-1

SDG No.:

Lab Sample ID: CCVIS 410-331544/3 Calibration Date: 12/30/2022 12:41

Instrument ID: 9137 Calib Start Date: 10/27/2022 15:47

GC Column: R-624SilMS 30m ID: 0.25(mm) Calib End Date: 10/27/2022 17:46

Lab File ID: WD30X93.D Conc. Units: ug/L Heated Purge: (Y/N) N

ANALYTE	CURVE TYPE	AVE RRF	RRF	MIN RRF	CALC AMOUNT	SPIKE AMOUNT	%D	MAX %D
Isobutyl alcohol	Ave	0.3325	0.3516		661	625	5.8	20.0
Benzene	Ave	1.225	1.149	0.5000	46.9	50.0	-6.2	20.0
1,2-Dichloroethane	Ave	0.3772	0.3538	0.1000	46.9	50.0	-6.2	20.0
t-Amyl methyl ether	Ave	0.9597	0.8562		44.6	50.0	-10.8	20.0
n-Heptane	Ave	0.3818	0.3533		46.3	50.0	-7.5	20.0
n-Butanol	Ave	0.2873	0.2789		607	625	-2.9	20.0
Trichloroethene	Ave	0.2973	0.2707	0.2000	45.5	50.0	-9.0	20.0
Methylcyclohexane	Ave	0.5063	0.5039	0.1000	49.8	50.0	-0.5	20.0
1,2-Dichloropropane	Ave	0.3230	0.2940	0.1000	45.5	50.0	-9.0	20.0
t-Amyl ethyl ether	Ave	0.4380	0.3960		45.2	50.0	-9.6	20.0
Dibromomethane	Ave	0.1901	0.1710		45.0	50.0	-10.0	20.0
1,4-Dioxane	Ave	0.0676	0.0801	0.0050	741	625	18.5	20.0
Methyl methacrylate	Ave	0.3123	0.2640		42.3	50.0	-15.4	20.0
Bromodichloromethane	Ave	0.3558	0.3269	0.2000	45.9	50.0	-8.1	20.0
2-Nitropropane	Ave	1.393	1.672		300	250	20.0	20.0
2-Chloroethyl vinyl ether	Ave	0.2366	0.1992		42.1	50.0	-15.8	20.0
cis-1,3-Dichloropropene	Ave	0.4669	0.4239	0.2000	45.4	50.0	-9.2	20.0
4-Methyl-2-pentanone	Ave	0.6075	0.4974	0.1000	81.9	100	-18.1	20.0
Toluene	Ave	0.9611	1.047	0.4000	54.5	50.0	8.9	20.0
trans-1,3-Dichloropropene	Ave	0.5602	0.5305	0.1000	47.3	50.0	-5.3	20.0
Ethyl methacrylate	Ave	0.6441	0.6234		48.4	50.0	-3.2	20.0
1,1,2-Trichloroethane	Ave	0.3567	0.3683	0.1000	51.6	50.0	3.2	20.0
Tetrachloroethene	Ave	0.3677	0.4320	0.2000	58.7	50.0	17.5	20.0
1,3-Dichloropropane	Ave	0.5970	0.5995		50.2	50.0	0.4	20.0
2-Hexanone	Ave	0.5439	0.4955	0.1000	91.1	100	-8.9	20.0
Dibromochloromethane	Ave	0.3381	0.3647		53.9	50.0	7.9	20.0
1,2-Dibromoethane	Ave	0.3557	0.3683	0.1000	51.8	50.0	3.5	20.0
1-Chlorohexane	Ave	0.5181	0.5211		50.3	50.0	0.6	20.0
Chlorobenzene	Ave	0.9772	1.063	0.5000	54.4	50.0	8.7	20.0
1,1,1,2-Tetrachloroethane	Ave	0.3673	0.4016		54.7	50.0	9.3	20.0
Ethylbenzene	Ave	1.812	1.920	0.1000	53.0	50.0	5.9	20.0
m&p-Xylene	Ave	0.6810	0.7480	0.1000	110	100	9.8	20.0
o-Xylene	Ave	0.7175	0.7772	0.3000	54.2	50.0	8.3	20.0
Styrene	Ave	1.117	1.158	0.3000	51.8	50.0	3.7	20.0
Bromoform	Ave	0.2529	0.2827	0.1000	55.9	50.0	11.8	20.0
Isopropylbenzene	Ave	1.798	2.049	0.1000	57.0	50.0	13.9	20.0
1,1,2,2-Tetrachloroethane	Ave	1.216	1.305	0.3000	53.7	50.0	7.3	20.0
Bromobenzene	Ave	0.7266	0.8374		57.6	50.0	15.3	20.0
1,2,3-Trichloropropane	Ave	0.3488	0.3731		53.5	50.0	7.0	20.0
trans-1,4-Dichloro-2-butene	Ave	0.3729	0.3315		111	125	-11.1	20.0
N-Propylbenzene	Ave	3.678	4.179		56.8	50.0	13.6	20.0

FORM VII
GC/MS VOA CONTINUING CALIBRATION DATA

Lab Name: Eurofins Lancaster Laboratories Enviror Job No.: 410-110319-1

SDG No.:

Lab Sample ID: CCVIS 410-331544/3 Calibration Date: 12/30/2022 12:41

Instrument ID: 9137 Calib Start Date: 10/27/2022 15:47

GC Column: R-624SilMS 30m ID: 0.25(mm) Calib End Date: 10/27/2022 17:46

Lab File ID: WD30X93.D Conc. Units: ug/L Heated Purge: (Y/N) N

ANALYTE	CURVE TYPE	AVE RRF	RRF	MIN RRF	CALC AMOUNT	SPIKE AMOUNT	%D	MAX %D
2-Chlorotoluene	Ave	0.7469	0.8519		57.0	50.0	14.0	20.0
1,3,5-Trimethylbenzene	Ave	2.691	3.154		58.6	50.0	17.2	20.0
4-Chlorotoluene	Ave	0.7325	0.8033		54.8	50.0	9.7	20.0
tert-Butylbenzene	Ave	0.4947	0.6245		63.1	50.0	26.2*	20.0
1,2,4-Trimethylbenzene	Ave	2.760	3.123		56.6	50.0	13.2	20.0
sec-Butylbenzene	Ave	3.094	3.917		63.3	50.0	26.6*	20.0
1,3-Dichlorobenzene	Ave	1.364	1.549	0.6000	56.8	50.0	13.6	20.0
p-Isopropyltoluene	Ave	2.631	3.220		61.2	50.0	22.4*	20.0
1,4-Dichlorobenzene	Ave	1.424	1.517	0.5000	53.3	50.0	6.6	20.0
1,2,3-Trimethylbenzene	Ave	2.853	3.310		58.0	50.0	16.0	20.0
Benzyl chloride	Ave	2.378	2.178		45.8	50.0	-8.4	20.0
1,3-Diethylbenzene	Ave	1.585	1.911		60.3	50.0	20.6*	20.0
1,4-Diethylbenzene	Ave	1.602	1.906		59.5	50.0	19.0	20.0
n-Butylbenzene	Ave	1.313	1.511		57.5	50.0	15.1	20.0
1,2-Dichlorobenzene	Ave	1.401	1.637	0.4000	58.4	50.0	16.9	20.0
1,2-Diethylbenzene	Ave	1.329	1.631		61.4	50.0	22.8*	20.0
1,2-Dibromo-3-Chloropropane	Ave	0.3410	0.3246	0.0500	47.6	50.0	-4.8	20.0
1,3,5-Trichlorobenzene	Ave	0.9443	1.153		61.1	50.0	22.2*	20.0
1,2,4-Trichlorobenzene	Ave	0.9393	1.114	0.2000	59.3	50.0	18.6	20.0
Hexachlorobutadiene	Ave	0.3264	0.4197		64.3	50.0	28.6*	20.0
Naphthalene	Ave	4.132	4.520		54.7	50.0	9.4	20.0
1,2,3-Trichlorobenzene	Ave	0.9797	1.171		59.8	50.0	19.5	20.0
2-Methylnaphthalene	Ave	2.256	2.506		55.5	50.0	11.1	20.0
Dibromofluoromethane (Surr)	Ave	0.2315	0.2302		49.7	50.0	-0.6	20.0
1,2-Dichloroethane-d4 (Surr)	Ave	0.0620	0.0639		51.5	50.0	3.0	20.0
Toluene-d8 (Surr)	Ave	1.324	1.408		53.2	50.0	6.4	20.0
4-Bromofluorobenzene (Surr)	Ave	0.5156	0.4626		44.9	50.0	-10.3	20.0

Eurofins Lancaster Laboratories Environment Testing, LLC
Target Compound Quantitation Report

Data File: \\chromfs\Lancaster\ChromData\9137\20221230-74283.b\WD30X93.D
Lims ID: CCVIS
Client ID:
Sample Type: CCVIS
Inject. Date: 30-Dec-2022 12:41:30 ALS Bottle#: 3 Worklist Smp#: 3
Purge Vol: 5.000 mL Dil. Factor: 1.0000
Sample Info: 410-0074283-003
Misc. Info.: CCVIS
Operator ID: kas02648 Instrument ID: 9137
Sublist: chrom-MSVoa_9137*sub31

Method: \\chromfs\Lancaster\ChromData\9137\20221230-74283.b\MSVoa_9137.m
Limit Group: MSV - 8260C_D
Last Update: 30-Dec-2022 14:09:41 Calib Date: 27-Oct-2022 17:46:30
Integrator: RTE ID Type: Deconvolution ID
Quant Method: Internal Standard Quant By: Initial Calibration
Last ICal File: \\chromfs\Lancaster\ChromData\9137\20221027-69757.b\WC27X16.D

Column 1 : Rxi-624Sil MS Capillary Column (0.25 mm) Det: MS Quad
Process Host: CTX1658

First Level Reviewer: UKAD Date: 30-Dec-2022 13:29:01

Compound	Sig	RT (min.)	Exp RT (min.)	Dlt RT (min.)	Q	Response	Cal Amt ug/l	OnCol Amt ug/l	Flags
5 Dichlorodifluoromethane	85	1.309	1.309	0.000	99	752104	50.0	39.2	
6 Chloromethane	50	1.450	1.450	0.000	99	860035	50.0	43.1	
7 Vinyl chloride	62	1.524	1.524	0.000	98	870361	50.0	45.8	
8 Butadiene	39	1.527	1.527	0.000	97	821225	50.0	43.1	
10 Bromomethane	94	1.749	1.749	0.000	91	502268	50.0	46.0	
11 Chloroethane	64	1.791	1.791	0.000	99	456475	50.0	48.2	
12 Dichlorofluoromethane	67	1.945	1.945	0.000	97	1013625	50.0	46.4	
13 Pentane	43	1.999	1.999	0.000	98	713789	50.0	44.5	
14 Trichlorofluoromethane	101	2.002	2.002	0.000	92	895482	50.0	47.4	
17 1,2-Dichloro-1,1,2-trifluoroetha	67	2.185	2.185	0.000	95	595481	50.0	46.2	
18 Acrolein	56	2.246	2.246	0.000	100	1581899	500.0	680.2	
19 1,1-Dichloroethene	96	2.349	2.349	0.000	98	431905	50.0	50.3	
20 Acetone	58	2.381	2.381	0.000	92	167383	100.0	128.9	
21 1,1,2-Trichloro-1,2,2-trifluoroe	101	2.381	2.381	0.000	92	417507	50.0	45.6	
23 Isopropyl alcohol	45	2.474	2.474	0.000	47	302159	250.0	214.5	
22 Iodomethane	142	2.490	2.490	0.000	96	702564	50.0	53.8	
24 Carbon disulfide	76	2.557	2.557	0.000	99	1231978	50.0	47.5	
25 3-Chloro-1-propene	41	2.641	2.641	0.000	94	683315	50.0	44.7	
27 Methyl acetate	43	2.657	2.657	0.000	98	582133	50.0	46.6	
28 Methylene Chloride	84	2.760	2.760	0.000	92	470864	50.0	49.0	
* 29 t-Butyl alcohol-d10 (IS)	65	2.798	2.798	0.000	84	505136	250.0	250.0	
30 2-Methyl-2-propanol	59	2.872	2.872	0.000	98	616308	250.0	265.7	
31 Acrylonitrile	53	2.962	2.962	0.000	99	797465	125.0	120.1	
33 trans-1,2-Dichloroethene	96	3.000	3.000	0.000	98	423779	50.0	49.4	
32 Methyl tert-butyl ether	73	3.000	3.000	0.000	90	1331841	50.0	44.9	
34 Hexane	57	3.257	3.257	0.000	91	564742	50.0	45.1	
35 1,1-Dichloroethane	63	3.389	3.389	0.000	96	739471	50.0	46.7	
37 Isopropyl ether	45	3.456	3.456	0.000	95	1437206	50.0	45.4	
38 2-Chloro-1,3-butadiene	53	3.472	3.472	0.000	91	653546	50.0	44.7	
39 Tert-butyl ethyl ether	59	3.803	3.803	0.000	98	1336490	50.0	44.5	

Compound	Sig	RT (min.)	Exp RT (min.)	Dlt RT (min.)	Q	Response	Cal Amt ug/l	OnCol Amt ug/l	Flags
40 cis-1,2-Dichloroethene	96	3.931	3.931	0.000	87	452873	50.0	48.5	
41 2-Butanone (MEK)	43	3.947	3.947	0.000	95	718837	100.0	75.7	
42 2,2-Dichloropropane	77	3.950	3.950	0.000	87	681780	50.0	43.4	
44 Propionitrile	54	3.998	3.998	0.000	99	658255	250.0	333.4	
45 Methacrylonitrile	67	4.156	4.156	0.000	90	725259	125.0	120.0	
46 Chlorobromomethane	128	4.162	4.162	0.000	98	222480	50.0	51.3	
47 Tetrahydrofuran	71	4.210	4.210	0.000	93	558071	250.0	364.5	
48 Chloroform	83	4.242	4.242	0.000	95	687341	50.0	46.5	
$ 50 Dibromofluoromethane (Surr)	113	4.396	4.396	0.000	94	346373	50.0	49.7	
51 1,1,1-Trichloroethane	97	4.435	4.435	0.000	99	661707	50.0	45.3	
52 Cyclohexane	56	4.502	4.502	0.000	92	872679	50.0	45.6	
53 1,1-Dichloropropene	75	4.592	4.592	0.000	94	575774	50.0	45.6	
54 Carbon tetrachloride	117	4.598	4.598	0.000	97	548080	50.0	48.3	
55 Isobutyl alcohol	41	4.717	4.717	0.000	97	444077	625.0	661.0	
$ 56 1,2-Dichloroethane-d4 (Surr)	102	4.736	4.736	0.000	95	96116	50.0	51.5	
57 Benzene	78	4.797	4.797	0.000	96	1728990	50.0	46.9	
58 1,2-Dichloroethane	62	4.807	4.807	0.000	96	532376	50.0	46.9	
60 Tert-amyl methyl ether	73	4.919	4.919	0.000	98	1288152	50.0	44.6	
* 61 Fluorobenzene (IS)	96	5.073	5.073	0.000	99	1504577	50.0	50.0	
62 n-Heptane	43	5.080	5.080	0.000	91	531533	50.0	46.3	
63 n-Butanol	56	5.381	5.381	0.000	89	352164	625.0	606.7	
64 Trichloroethene	95	5.452	5.452	0.000	98	407307	50.0	45.5	
65 Methylcyclohexane	83	5.657	5.657	0.000	91	758141	50.0	49.8	
66 1,2-Dichloropropane	63	5.680	5.680	0.000	97	442417	50.0	45.5	
67 2-ethoxy-2-methyl butane	87	5.728	5.728	0.000	93	595830	50.0	45.2	
68 Dibromomethane	93	5.789	5.789	0.000	94	257229	50.0	45.0	
69 Methyl methacrylate	69	5.815	5.815	0.000	92	397270	50.0	42.3	
70 1,4-Dioxane	88	5.815	5.815	0.000	34	101129	625.0	740.9	
72 Dichlorobromomethane	83	5.965	5.965	0.000	99	491900	50.0	45.9	
74 2-Nitropropane	41	6.206	6.206	0.000	97	844454	250.0	300.1	
75 2-Chloroethyl vinyl ether	63	6.293	6.293	0.000	91	299693	50.0	42.1	
77 cis-1,3-Dichloropropene	75	6.450	6.450	0.000	96	637860	50.0	45.4	
78 4-Methyl-2-pentanone (MIBK)	43	6.623	6.623	0.000	97	1496769	100.0	81.9	
$ 79 Toluene-d8 (Surr)	98	6.739	6.739	0.000	94	1410447	50.0	53.2	
80 Toluene	92	6.809	6.809	0.000	98	1048598	50.0	54.5	
81 trans-1,3-Dichloropropene	75	7.050	7.050	0.000	93	531361	50.0	47.3	
83 Ethyl methacrylate	69	7.175	7.175	0.000	91	624420	50.0	48.4	
84 1,1,2-Trichloroethane	97	7.246	7.246	0.000	90	368853	50.0	51.6	
86 Tetrachloroethene	166	7.397	7.397	0.000	98	432720	50.0	58.7	
87 1,3-Dichloropropane	76	7.419	7.419	0.000	91	600482	50.0	50.2	
90 2-Hexanone	43	7.518	7.518	0.000	98	992652	100.0	91.1	
91 Chlorodibromomethane	129	7.640	7.640	0.000	90	365276	50.0	53.9	
93 Ethylene Dibromide	107	7.746	7.746	0.000	100	368872	50.0	51.8	
* 94 Chlorobenzene-d5 (IS)	117	8.192	8.192	0.000	85	1001631	50.0	50.0	
95 1-Chlorohexane	91	8.212	8.212	0.000	97	521919	50.0	50.3	
96 Chlorobenzene	112	8.215	8.215	0.000	95	1064261	50.0	54.4	
97 1,1,1,2-Tetrachloroethane	131	8.292	8.292	0.000	96	402211	50.0	54.7	
98 Ethylbenzene	91	8.324	8.324	0.000	98	1923424	50.0	53.0	
99 m-Xylene & p-Xylene	106	8.430	8.430	0.000	100	1498471	100.0	109.8	
100 o-Xylene	106	8.767	8.767	0.000	96	778488	50.0	54.2	
101 Styrene	104	8.776	8.776	0.000	95	1160018	50.0	51.8	
102 Bromoform	173	8.921	8.921	0.000	97	283170	50.0	55.9	

Compound	Sig	RT (min.)	Exp RT (min.)	Dlt RT (min.)	Q	Response	Cal Amt ug/l	OnCol Amt ug/l	Flags
103 Isopropylbenzene	105	9.072	9.072	0.000	96	2052053	50.0	57.0	
$ 106 4-Bromofluorobenzene (Surr)	95	9.187	9.187	0.000	92	463389	50.0	44.9	
108 1,1,2,2-Tetrachloroethane	83	9.303	9.303	0.000	94	687260	50.0	53.7	
107 Bromobenzene	156	9.306	9.306	0.000	91	441074	50.0	57.6	
109 1,2,3-Trichloropropane	110	9.338	9.338	0.000	85	196509	50.0	53.5	
110 trans-1,4-Dichloro-2-butene	53	9.351	9.351	0.000	93	436484	125.0	111.1	
111 N-Propylbenzene	91	9.396	9.396	0.000	99	2200993	50.0	56.8	
112 2-Chlorotoluene	126	9.457	9.457	0.000	97	448671	50.0	57.0	
113 1,3,5-Trimethylbenzene	105	9.534	9.534	0.000	95	1661200	50.0	58.6	
114 4-Chlorotoluene	126	9.543	9.543	0.000	98	423097	50.0	54.8	
116 tert-Butylbenzene	134	9.781	9.781	0.000	93	328926	50.0	63.1	
118 1,2,4-Trimethylbenzene	105	9.813	9.813	0.000	97	1645021	50.0	56.6	
119 sec-Butylbenzene	105	9.938	9.938	0.000	94	2063314	50.0	63.3	
141 1,3-Dichlorobenzene	146	10.015	10.015	0.000	98	816043	50.0	56.8	
143 4-Isopropyltoluene	119	10.044	10.044	0.000	97	1695830	50.0	61.2	
* 144 1,4-Dichlorobenzene-d4	152	10.063	10.063	0.000	95	526700	50.0	50.0	
145 1,4-Dichlorobenzene	146	10.079	10.079	0.000	96	799120	50.0	53.3	
146 1,2,3-Trimethylbenzene	105	10.118	10.118	0.000	98	1743580	50.0	58.0	
147 Benzyl chloride	91	10.175	10.175	0.000	98	1147082	50.0	45.8	
148 1,3-Diethylbenzene	119	10.259	10.259	0.000	96	1006700	50.0	60.3	
149 p-Diethylbenzene	119	10.320	10.320	0.000	96	1003993	50.0	59.5	
150 n-Butylbenzene	92	10.339	10.339	0.000	97	795611	50.0	57.5	
151 1,2-Dichlorobenzene	146	10.345	10.345	0.000	98	862363	50.0	58.4	
152 o-diethylbenzene	119	10.403	10.403	0.000	94	859053	50.0	61.4	
153 1,2-Dibromo-3-Chloropropane	75	10.881	10.881	0.000	87	170971	50.0	47.6	
154 1,3,5-Trichlorobenzene	180	11.026	11.026	0.000	97	607514	50.0	61.1	
156 1,2,4-Trichlorobenzene	180	11.437	11.437	0.000	94	586895	50.0	59.3	
157 Hexachlorobutadiene	225	11.546	11.546	0.000	96	221065	50.0	64.3	
158 Naphthalene	128	11.600	11.600	0.000	97	2380802	50.0	54.7	
159 1,2,3-Trichlorobenzene	180	11.754	11.754	0.000	95	616850	50.0	59.8	
160 2-Methylnaphthalene	142	12.322	12.322	0.000	92	1319941	50.0	55.5	

QC Flag Legend

Processing Flags

Reagents:

MSV_CCV_GASES_00354	Amount Added:	2.50	Units: uL	
MSV_CCV_VOC#1_00103	Amount Added:	5.00	Units: uL	
MSV_CCV_2CEVE_00099	Amount Added:	5.00	Units: uL	
MSV_CCV_VOC#3_00104	Amount Added:	4.00	Units: uL	
MSV_Cent_ISSS_00015	Amount Added:	5.00	Units: uL	Run Reagent

Report Date: 30-Dec-2022 14:09:41 Chrom Revision: 2.3 20-Dec-2022 14:14:06

Eurofins Lancaster Laboratories Environment Testing, LLC

Data File:	\\chromfs\Lancaster\ChromData\9137\20221230-74283.b\WD30X93.D				
Injection Date:	30-Dec-2022 12:41:30	Instrument ID:	9137	Operator ID:	kas02648
Lims ID:	CCVIS			Worklist Smp#:	3
Client ID:					
Purge Vol:	5.000 mL	Dil. Factor:	1.0000	ALS Bottle#:	3
Method:	MSVoa_9137	Limit Group:	MSV - 8260C_D		

Column: Rxi-624Sil MS Capillary Column (0.25 mm) Y Scaling: Method Defined: Scale to the Nth Largest Target: 1

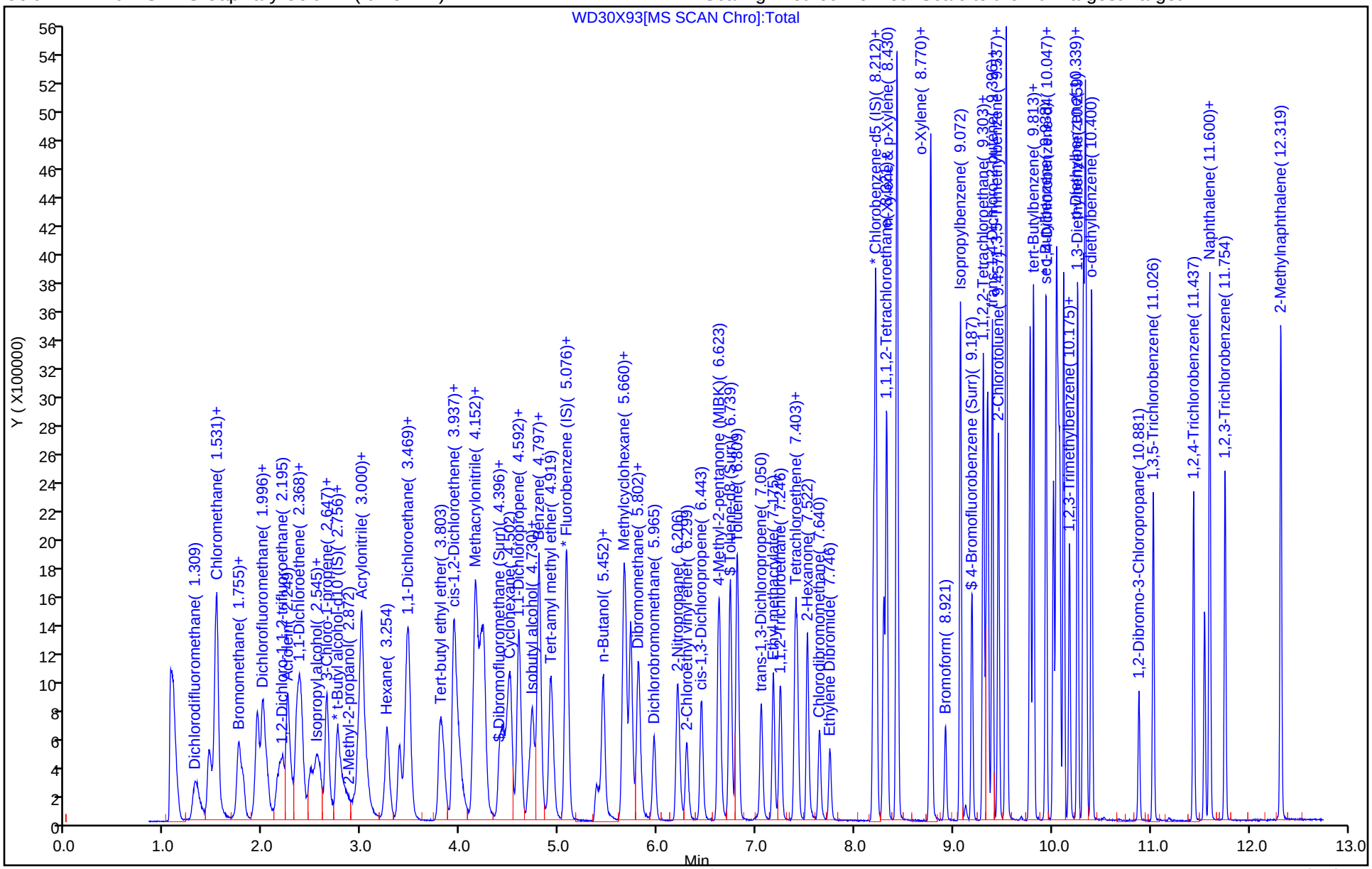

Eurofins Lancaster Laboratories Environment Testing, LLC
Target Compound Quantitation Report

Data File:	\\chromfs\Lancaster\ChromData\15830\20220928-67446.b\FS28T01.D				
Lims ID:	bfb				
Client ID:					
Sample Type:	BFB				
Inject. Date:	28-Sep-2022 16:15:29	ALS Bottle#:	0	Worklist Smp#:	1
Injection Vol:	1.0 uL	Dil. Factor:	1.0000		
Sample Info:	BFB Tune				
Misc. Info.:	410-0067446-001				
Operator ID:	jml01693	Instrument ID:	15830		
Method:	\\chromfs\Lancaster\ChromData\15830\20220928-67446.b\MSVoa_15830_PT1.m				
Limit Group:	MSV - 8260C_D				
Last Update:	29-Sep-2022 10:45:03	Calib Date:	28-Sep-2022 19:40:09		
Integrator:	RTE	ID Type:	Deconvolution ID		
Quant Method:	Internal Standard	Quant By:	Initial Calibration		
Last ICal File:	\\chromfs\Lancaster\ChromData\15830\20220928-67446.b\FS28X15.D				
Column 1 :	Rxi-624Sil MS Capillary Column (0.25 mm)		Det: MS Quad		
Process Host:	CTX1640				
First Level Reviewer: UJML		Date:	28-Sep-2022 16:24:00		

Compound	Sig	RT (min.)	Exp RT (min.)	Dlt RT (min.)	Q	Response	Cal Amt ug/l	OnCol Amt ug/l	Flags
$ 35 BFB	95	3.607	3.607	0.000	0	166569	NC	NC	

QC Flag Legend

Processing Flags

NC - Not Calibrated

Reagents:

MSV_V_BFB_00008 Amount Added: 1.00 Units: uL

MS Tune Report

Eurofins Lancaster Laboratories Environment Testing, LLC

Data File:	\\chromfs\Lancaster\ChromData\15830\20220928-67446.b\FS28T01.D				
Injection Date:	28-Sep-2022 16:15:29	Instrument ID:	15830		
Lims ID:	bfb				
Client ID:					
Operator ID:	jml01693	ALS Bottle#:	0	Worklist Smp#:	1
Injection Vol:	1.0 uL	Dil. Factor:	1.0000		
Method:	MSVoa_15830_PT1	Limit Group:	MSV - 8260C_D		
Tune Method:	BFB Method 8260				

$ 35 BFB

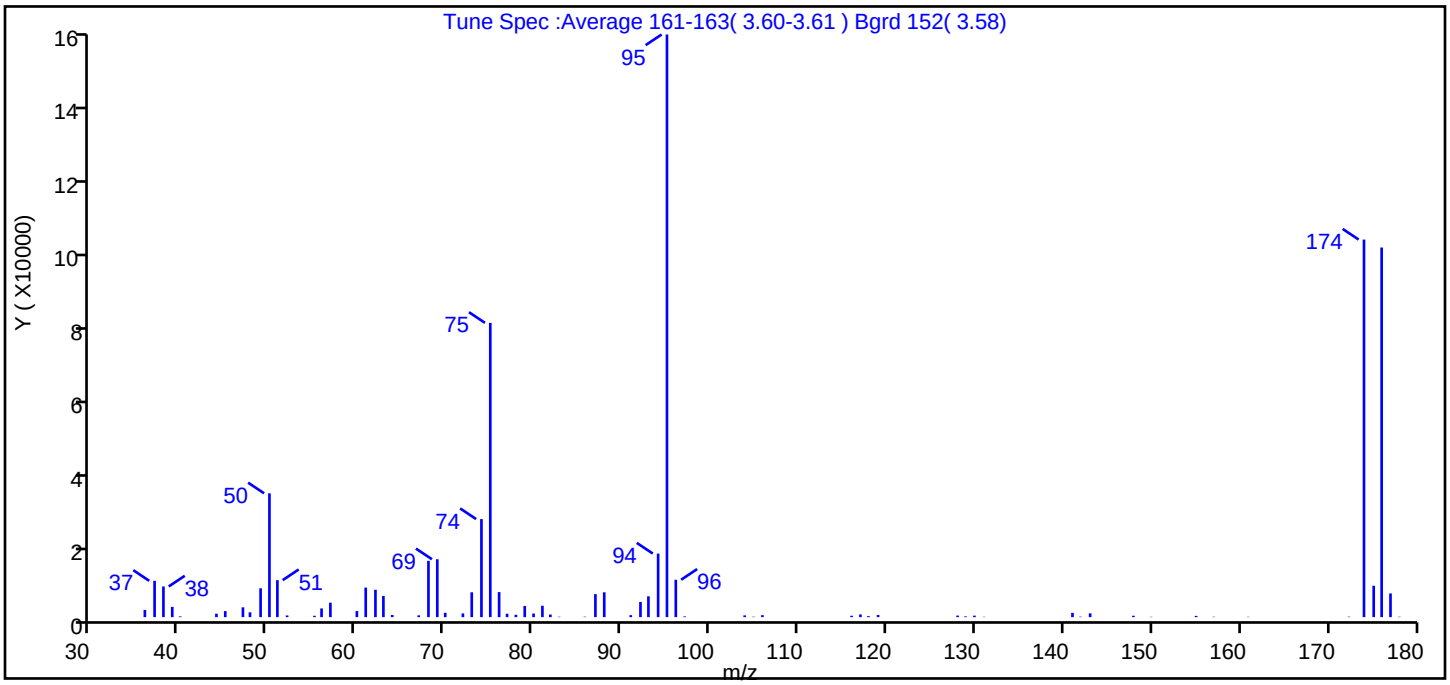

m/z	Ion Abundance Criteria	% Relative Abundance
95	Base peak, 100% relative abundance	100.0
50	15 to 40% of m/z 95	21.2
75	30 to 60% of m/z 95	50.5
96	5 to 9% of m/z 95	6.4
173	Less than 2% of m/z 174	0.0 (0.0)
174	50 to 120% of m/z 95	64.8
175	5 to 9% of m/z 174	5.4 (8.3)
176	Greater than 95% but less than 101% of m/z 174	63.4 (97.9)
177	5 to 9% of m/z 176	4.1 (6.4)

Data File: \\chromfs\Lancaster\ChromData\15830\20220928-67446.b\FS28T01.D\MSVoa_15830_PT1.rslt\spectra.d
Injection Date: 28-Sep-2022 16:15:29
Spectrum: Tune Spec :Average 161-163(3.60-3.61) Bgrd 152(3.58)
Base Peak: 95.10
Minimum % Base Peak: 0
Number of Points: 72

m/z	Y	m/z	Y	m/z	Y	m/z	Y
36.00	1886	62.00	7183	83.00	105	128.00	413
37.00	9533	63.00	5560	86.00	113	129.00	207
38.00	8055	64.00	565	87.00	6045	130.00	399
39.00	2696	67.00	474	88.00	6522	131.00	84
40.00	192	68.00	14780	91.00	524	141.00	1115
44.00	906	69.00	15197	92.00	3990	142.00	123
45.00	1588	70.00	1145	93.00	5467	143.00	997
47.00	2579	72.00	981	94.00	16688	148.00	366
48.00	1269	73.00	6517	95.00	152960	150.00	84
49.00	7579	74.00	25744	96.00	9816	155.00	332
50.00	32504	75.00	77256	97.00	195	157.00	97
51.00	9718	76.00	6581	104.00	461	161.00	87
52.00	443	77.00	889	105.00	111	172.00	117
55.00	355	78.00	612	106.00	524	174.00	99120
56.00	2284	79.00	2938	116.00	366	175.00	8239
57.00	3795	80.00	944	117.00	712	176.00	97032
60.00	1595	81.00	2994	118.00	271	177.00	6222
61.00	7755	82.00	694	119.00	570	178.00	102

Report Date: 29-Sep-2022 10:45:03 Chrom Revision: 2.3 22-Sep-2022 21:23:26

Eurofins Lancaster Laboratories Environment Testing, LLC

Data File:	\\chromfs\Lancaster\ChromData\15830\20220928-67446.b\FS28T01.D				
Injection Date:	28-Sep-2022 16:15:29	Instrument ID:	15830	Operator ID:	jml01693
Lims ID:	bfb			Worklist Smp#:	1
Client ID:					
Injection Vol:	1.0 uL	Dil. Factor:	1.0000	ALS Bottle#:	0
Method:	MSVoa_15830_PT1	Limit Group:	MSV - 8260C_D		

Column: Rxi-624Sil MS Capillary Column (0.25 mm) Y Scaling: Method Defined: Scale to the Nth Largest Peak: 1

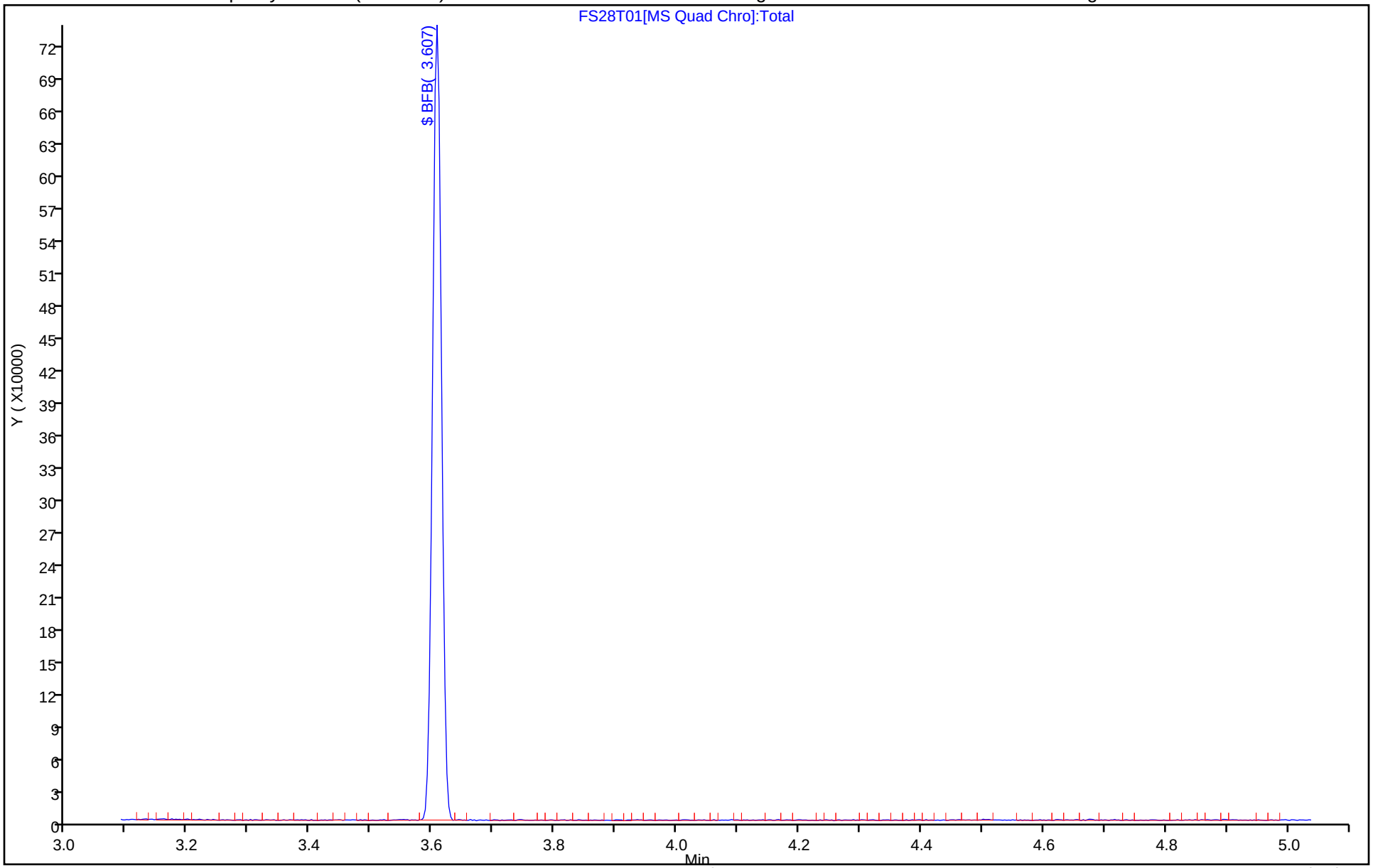

Eurofins Lancaster Laboratories Environment Testing, LLC
Target Compound Quantitation Report

Data File:	\\chromfs\Lancaster\ChromData\15830\20220929-67538.b\FS29T02.D				
Lims ID:	bfb				
Client ID:					
Sample Type:	BFB				
Inject. Date:	29-Sep-2022 11:17:57	ALS Bottle#:	0	Worklist Smp#:	1
Injection Vol:	1.0 uL	Dil. Factor:	1.0000		
Sample Info:	BFB Tune				
Misc. Info.:	410-0067538-001				
Operator ID:	jml01693	Instrument ID:	15830		
Method:	\\chromfs\Lancaster\ChromData\15830\20220929-67538.b\MSVoa_15830_PT1.m				
Limit Group:	MSV - 8260C_D				
Last Update:	29-Sep-2022 14:46:18	Calib Date:	28-Sep-2022 19:40:09		
Integrator:	RTE	ID Type:	Deconvolution ID		
Quant Method:	Internal Standard	Quant By:	Initial Calibration		
Last ICal File:	\\chromfs\Lancaster\ChromData\15830\20220928-67446.b\FS28X15.D				
Column 1 :	Rxi-624Sil MS Capillary Column (0.25 mm)		Det: MS Quad		
Process Host:	CTX1640				

First Level Reviewer: UJML Date: 29-Sep-2022 11:27:39

Compound	Sig	RT (min.)	Exp RT (min.)	Dlt RT (min.)	Q	Response	Cal Amt ug/l	OnCol Amt ug/l	Flags
$ 35 BFB	95	3.608	3.608	0.000	0	158437	NC	NC	

QC Flag Legend

Processing Flags

NC - Not Calibrated

Reagents:

MSV_V_BFB_00008 Amount Added: 1.00 Units: uL

MS Tune Report

Eurofins Lancaster Laboratories Environment Testing, LLC

Data File:	\\chromfs\Lancaster\ChromData\15830\20220929-67538.b\FS29T02.D				
Injection Date:	29-Sep-2022 11:17:57	Instrument ID:	15830		
Lims ID:	bfb				
Client ID:					
Operator ID:	jml01693	ALS Bottle#:	0	Worklist Smp#:	1
Injection Vol:	1.0 uL	Dil. Factor:	1.0000		
Method:	MSVoa_15830_PT1	Limit Group:	MSV - 8260C_D		
Tune Method:	BFB Method 8260				

$ 35 BFB

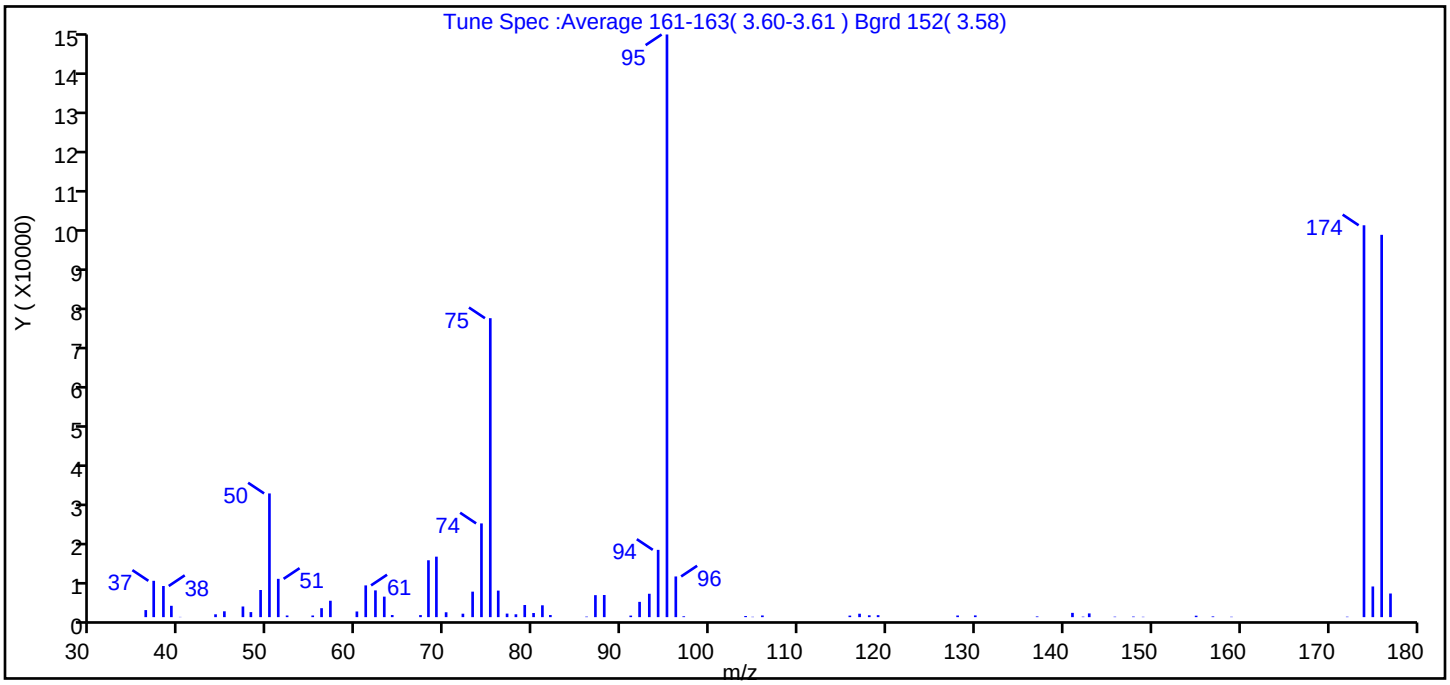

m/z	Ion Abundance Criteria	% Relative Abundance
95	Base peak, 100% relative abundance	100.0
50	15 to 40% of m/z 95	21.2
75	30 to 60% of m/z 95	51.3
96	5 to 9% of m/z 95	7.0
173	Less than 2% of m/z 174	0.0 (0.0)
174	50 to 120% of m/z 95	67.3
175	5 to 9% of m/z 174	5.3 (7.8)
176	Greater than 95% but less than 101% of m/z 174	65.6 (97.6)
177	5 to 9% of m/z 176	4.1 (6.2)

Data File: \\chromfs\Lancaster\ChromData\15830\20220929-67538.b\FS29T02.D\MSVoa_15830_PT1.rslt\spectra.d
Injection Date: 29-Sep-2022 11:17:57
Spectrum: Tune Spec :Average 161-163(3.60-3.61) Bgrd 152(3.58)
Base Peak: 95.10
Minimum % Base Peak: 0
Number of Points: 70

m/z	Y	m/z	Y	m/z	Y	m/z	Y
36.00	1712	62.00	6492	86.00	129	130.00	419
37.00	8817	63.00	4977	87.00	5334	137.00	174
38.00	7554	64.00	510	88.00	5372	141.00	1038
39.00	2752	67.00	502	91.00	377	142.00	117
40.00	58	68.00	13800	92.00	3709	143.00	906
44.00	690	69.00	14675	93.00	5674	146.00	113
45.00	1418	70.00	1185	94.00	16327	148.00	140
47.00	2585	72.00	838	95.00	141376	149.00	85
48.00	1223	73.00	6186	96.00	9872	155.00	351
49.00	6587	74.00	22744	97.00	206	157.00	177
50.00	30016	75.00	72536	104.00	277	159.00	92
51.00	9295	76.00	6441	105.00	85	172.00	107
52.00	401	77.00	863	106.00	406	174.00	95080
55.00	399	78.00	695	116.00	376	175.00	7442
56.00	2173	79.00	2944	117.00	831	176.00	92760
57.00	3978	80.00	1001	118.00	449	177.00	5736
60.00	1377	81.00	2874	119.00	478		
61.00	7703	82.00	510	128.00	398		

Report Date: 29-Sep-2022 14:46:18 Chrom Revision: 2.3 22-Sep-2022 21:23:26

Eurofins Lancaster Laboratories Environment Testing, LLC

Data File:	\\chromfs\Lancaster\ChromData\15830\20220929-67538.b\FS29T02.D				
Injection Date:	29-Sep-2022 11:17:57	Instrument ID:	15830	Operator ID:	jml01693
Lims ID:	bfb			Worklist Smp#:	1
Client ID:					
Injection Vol:	1.0 uL	Dil. Factor:	1.0000	ALS Bottle#:	0
Method:	MSVoa_15830_PT1	Limit Group:	MSV - 8260C_D		

Column: Rxi-624Sil MS Capillary Column (0.25 mm) Y Scaling: Method Defined: Scale to the Nth Largest Peak: 1

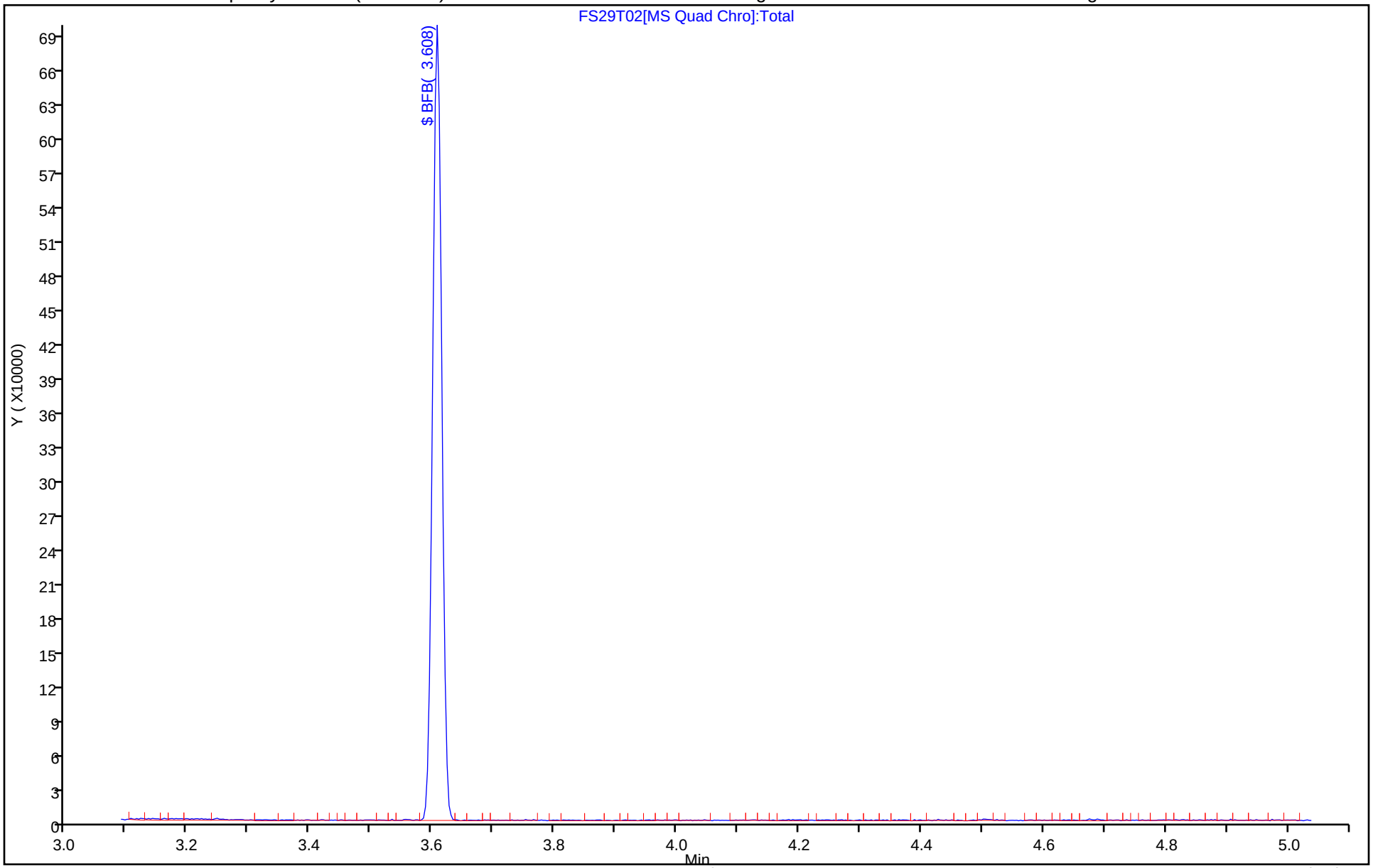

Eurofins Lancaster Laboratories Environment Testing, LLC
Target Compound Quantitation Report

Data File:	\\chromfs\Lancaster\ChromData\15830\20221230-74282.b\FD30T01.D				
Lims ID:	bfb				
Client ID:					
Sample Type:	BFB				
Inject. Date:	30-Dec-2022 11:23:31	ALS Bottle#:	0	Worklist Smp#:	1
Injection Vol:	1.0 uL	Dil. Factor:	1.0000		
Sample Info:	BFB Tune				
Misc. Info.:	410-0074282-001				
Operator ID:	kas02648	Instrument ID:	15830		
Method:	\\chromfs\Lancaster\ChromData\15830\20221230-74282.b\MSVoa_15830_PT1.m				
Limit Group:	MSV - 8260C_D				
Last Update:	30-Dec-2022 14:02:11	Calib Date:	28-Sep-2022 19:40:09		
Integrator:	RTE	ID Type:	Deconvolution ID		
Quant Method:	Internal Standard	Quant By:	Initial Calibration		
Last ICal File:	\\chromfs\Lancaster\ChromData\15830\20220928-67446.b\FS28X15.D				
Column 1 :	Rxi-624Sil MS Capillary Column (0.25 mm)		Det: MS Quad		
Process Host:	CTX1658				

Compound	Sig	RT (min.)	Exp RT (min.)	Dlt RT (min.)	Q	Response	Cal Amt ug/l	OnCol Amt ug/l	Flags
$ 35 BFB	95	3.604	3.604	0.000	0	162142	NC	NC	

QC Flag Legend

Processing Flags

NC - Not Calibrated

Reagents:

MSV_V_BFB_00011 Amount Added: 1.00 Units: uL

MS Tune Report

Eurofins Lancaster Laboratories Environment Testing, LLC

Data File:	\\chromfs\Lancaster\ChromData\15830\20221230-74282.b\FD30T01.D				
Injection Date:	30-Dec-2022 11:23:31	Instrument ID:	15830		
Lims ID:	bfb				
Client ID:					
Operator ID:	kas02648	ALS Bottle#:	0	Worklist Smp#:	1
Injection Vol:	1.0 uL	Dil. Factor:	1.0000		
Method:	MSVoa_15830_PT1	Limit Group:	MSV - 8260C_D		
Tune Method:	BFB Method 8260				

$ 35 BFB

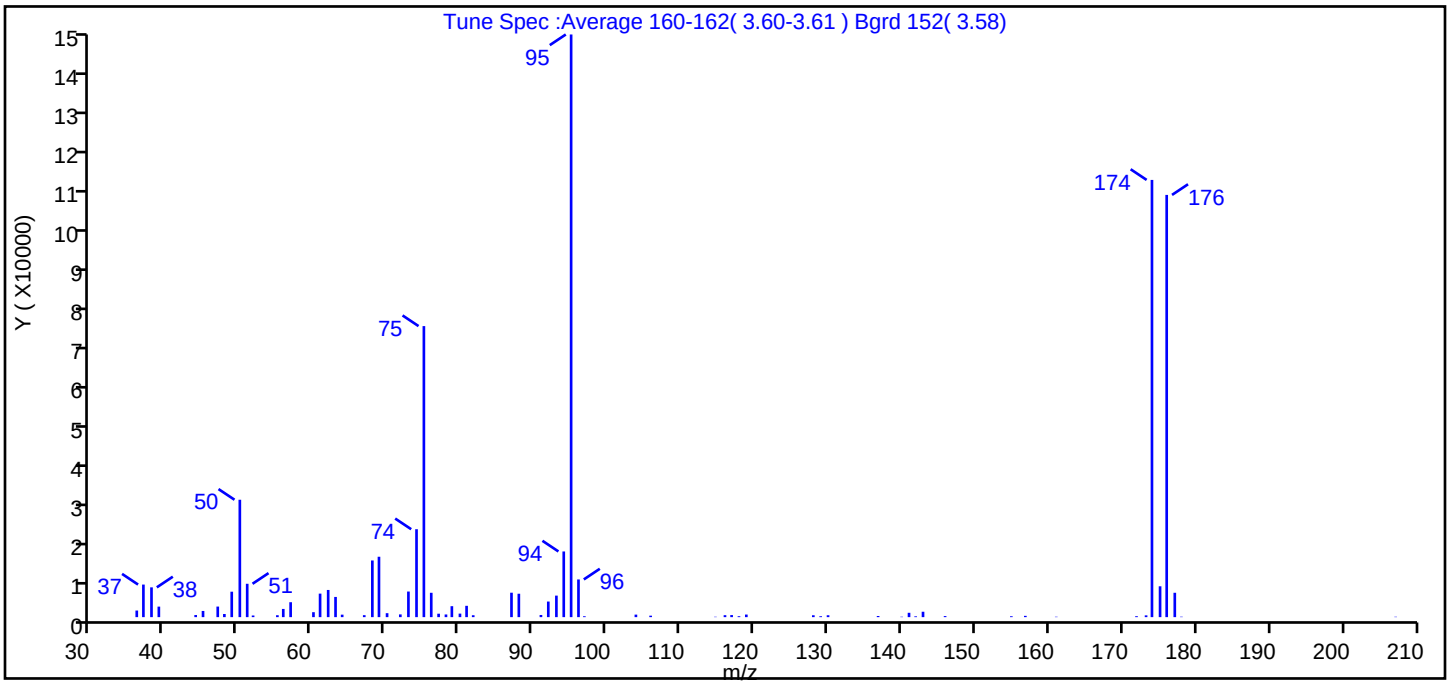

m/z	Ion Abundance Criteria	% Relative Abundance
95	Base peak, 100% relative abundance	100.0
50	15 to 40% of m/z 95	20.1
75	30 to 60% of m/z 95	50.0
96	5 to 9% of m/z 95	6.5
173	Less than 2% of m/z 174	0.3 (0.4)
174	50 to 120% of m/z 95	75.0
175	5 to 9% of m/z 174	5.3 (7.1)
176	Greater than 95% but less than 101% of m/z 174	72.5 (96.6)
177	5 to 9% of m/z 176	4.2 (5.8)

Data File: \\chromfs\Lancaster\ChromData\15830\20221230-74282.b\FD30T01.D\MSVoa_15830_PT1.rslt\spectra.d
Injection Date: 30-Dec-2022 11:23:31
Spectrum: Tune Spec :Average 160-162(3.60-3.61) Bgrd 152(3.58)
Base Peak: 95.10
Minimum % Base Peak: 0
Number of Points: 71

m/z	Y	m/z	Y	m/z	Y	m/z	Y
36.00	1656	63.00	5067	88.00	5870	137.00	287
37.00	8170	64.00	624	91.00	541	140.00	100
38.00	7471	67.00	496	92.00	3912	141.00	1091
39.00	2639	68.00	14211	93.00	5399	142.00	202
44.00	529	69.00	15145	94.00	16472	143.00	1355
45.00	1550	70.00	993	95.00	146112	146.00	267
47.00	2651	72.00	687	96.00	9453	155.00	220
48.00	787	73.00	6422	97.00	220	157.00	325
49.00	6379	74.00	22048	104.00	635	161.00	102
50.00	29440	75.00	72984	106.00	369	172.00	237
51.00	8366	76.00	6108	115.00	95	173.00	446
52.00	412	77.00	862	116.00	491	174.00	109640
55.00	482	78.00	670	117.00	520	175.00	7739
56.00	2057	79.00	2749	118.00	230	176.00	105880
57.00	3744	80.00	886	119.00	649	177.00	6111
60.00	1241	81.00	2839	128.00	473	178.00	111
61.00	5898	82.00	478	129.00	225	207.00	97
62.00	6815	87.00	6128	130.00	474		

Report Date: 30-Dec-2022 14:02:12 Chrom Revision: 2.3 20-Dec-2022 14:14:06

Eurofins Lancaster Laboratories Environment Testing, LLC

Data File:	\\chromfs\Lancaster\ChromData\15830\20221230-74282.b\FD30T01.D				
Injection Date:	30-Dec-2022 11:23:31	Instrument ID:	15830	Operator ID:	kas02648
Lims ID:	bfb			Worklist Smp#:	1
Client ID:					
Injection Vol:	1.0 uL	Dil. Factor:	1.0000	ALS Bottle#:	0
Method:	MSVoa_15830_PT1	Limit Group:	MSV - 8260C_D		

Column: Rxi-624Sil MS Capillary Column (0.25 mm) Y Scaling: Method Defined: Scale to the Nth Largest Peak: 1

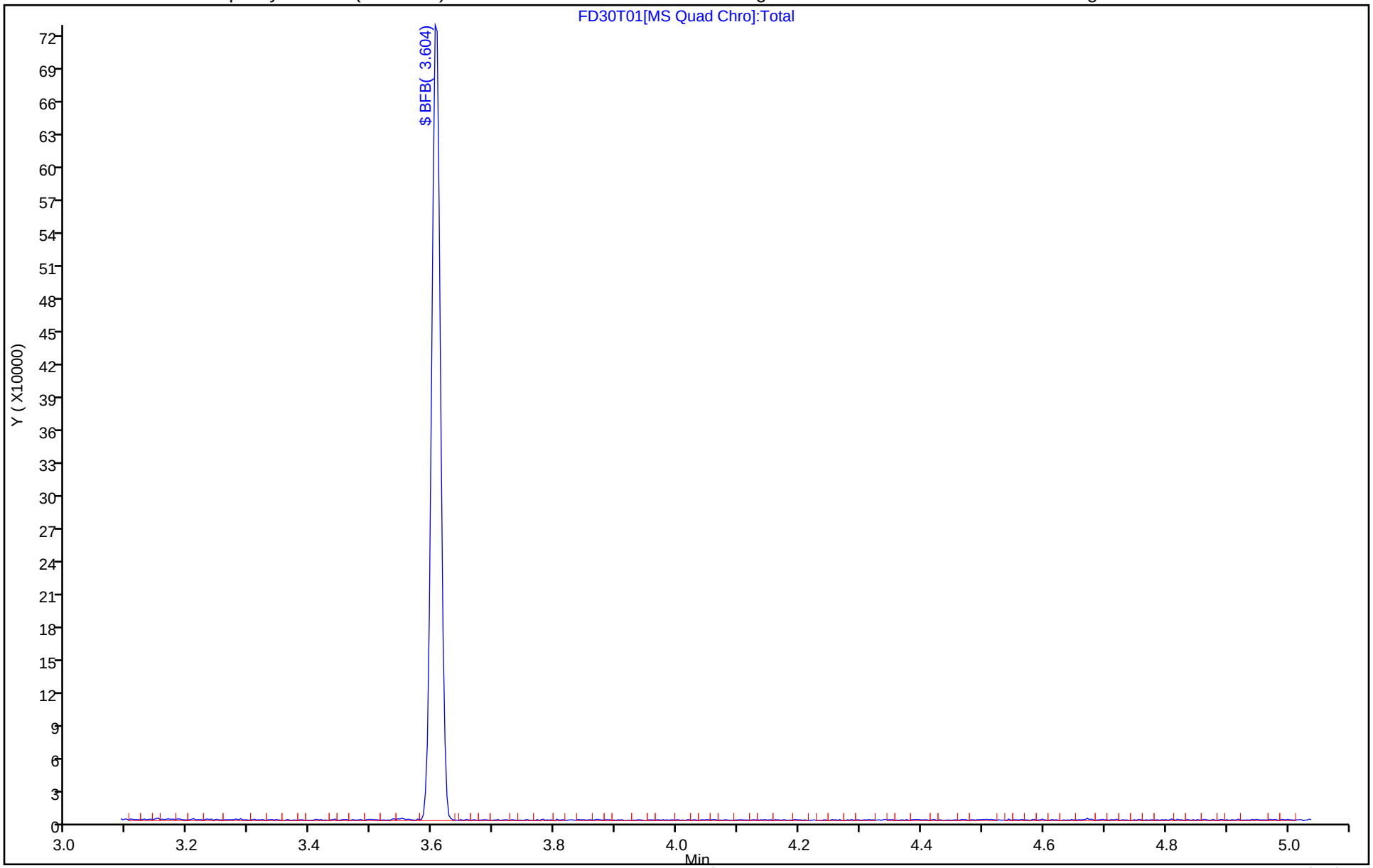

Eurofins Lancaster Laboratories Environment Testing, LLC
Target Compound Quantitation Report

Data File:	\\chromfs\Lancaster\ChromData\9137\20221027-69757.b\WO27T01.D				
Lims ID:	bfb				
Client ID:					
Sample Type:	BFB				
Inject. Date:	27-Oct-2022 12:27:30	ALS Bottle#:	1	Worklist Smp#:	1
Injection Vol:	1.0 uL	Dil. Factor:	1.0000		
Sample Info:	410-0069757-001				
Misc. Info.:	BFB				
Operator ID:	lcp00895	Instrument ID:	9137		
Method:	\\chromfs\Lancaster\ChromData\9137\20221027-69757.b\MSVoa_9137.m				
Limit Group:	MSV - 8260C_D				
Last Update:	29-Oct-2022 01:15:23	Calib Date:	27-Oct-2022 17:46:30		
Integrator:	RTE	ID Type:	Deconvolution ID		
Quant Method:	Internal Standard	Quant By:	Initial Calibration		
Last ICal File:	\\chromfs\Lancaster\ChromData\9137\20221027-69757.b\WC27X16.D				
Column 1 :	Rxi-624Sil MS Capillary Column (0.25 mm)		Det: MS Quad		
Process Host:	CTX1618				
First Level Reviewer: ULCP		Date:	27-Oct-2022 12:45:23		

Compound	Sig	RT (min.)	Exp RT (min.)	Dlt RT (min.)	Q	Response	Cal Amt ug/l	OnCol Amt ug/l	Flags
$ 49 BFB	95	4.293	4.293	0.000	0	1383888	NC	NC	

QC Flag Legend

Processing Flags

NC - Not Calibrated

Reagents:

MSV_V_BFB_00008 Amount Added: 1.00 Units: uL

MS Tune Report

Eurofins Lancaster Laboratories Environment Testing, LLC

Data File:	\\chromfs\Lancaster\ChromData\9137\20221027-69757.b\WO27T01.D				
Injection Date:	27-Oct-2022 12:27:30	Instrument ID:	9137		
Lims ID:	bfb				
Client ID:					
Operator ID:	lcp00895	ALS Bottle#:	1	Worklist Smp#:	1
Injection Vol:	1.0 uL	Dil. Factor:	1.0000		
Method:	MSVoa_9137	Limit Group:	MSV - 8260C_D		
Tune Method:	BFB Method 8260				

$ 49 BFB

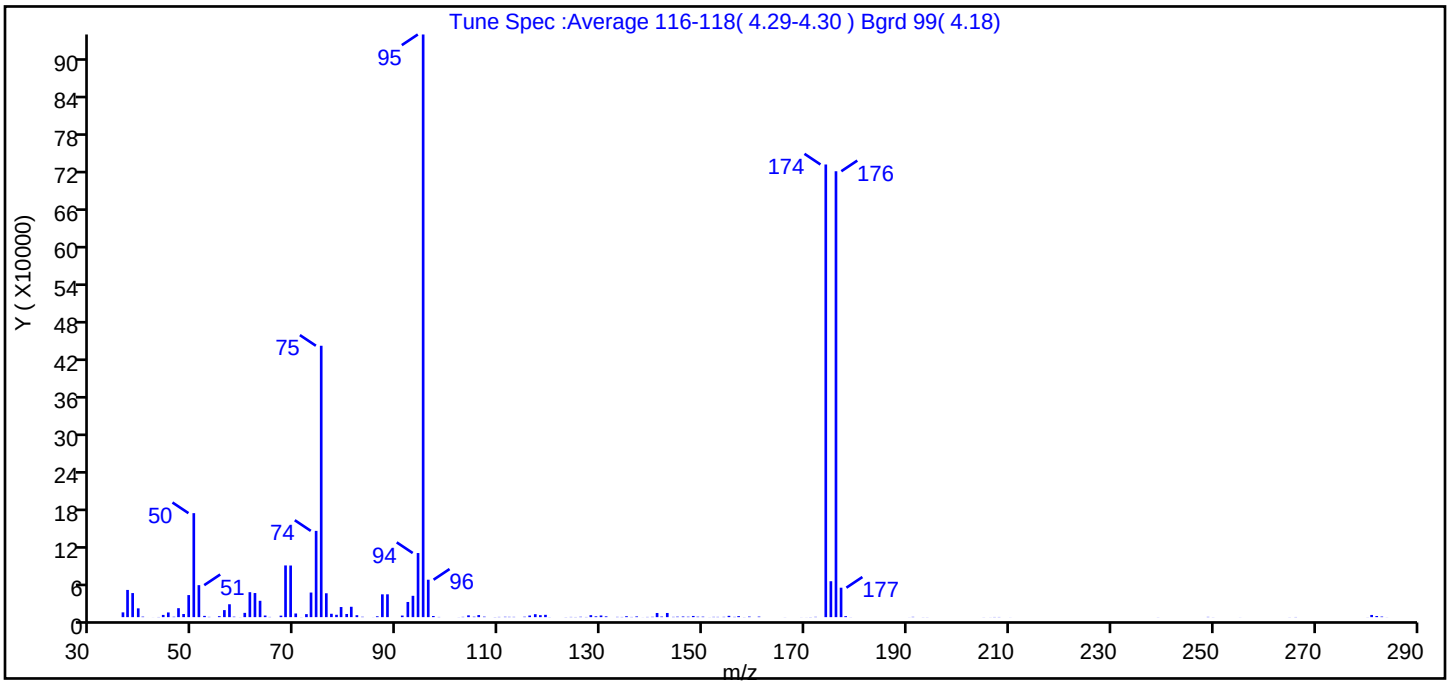

m/z	Ion Abundance Criteria	% Relative Abundance
95	Base peak, 100% relative abundance	100.0
50	15 to 40% of m/z 95	17.8
75	30 to 60% of m/z 95	46.6
96	5 to 9% of m/z 95	6.4
173	Less than 2% of m/z 174	0.0 (0.0)
174	50 to 120% of m/z 95	77.7
175	5 to 9% of m/z 174	6.2 (7.9)
176	Greater than 95% but less than 101% of m/z 174	76.5 (98.5)
177	5 to 9% of m/z 176	5.1 (6.6)

Data File: \\chromfs\Lancaster\ChromData\9137\20221027-69757.b\WO27T01.D\MSVoa_9137.rslt\spectra.d
Injection Date: 27-Oct-2022 12:27:30
Spectrum: Tune Spec :Average 116-118(4.29-4.30) Bgrd 99(4.18)
Base Peak: 95.00
Minimum % Base Peak: 0
Number of Points: 144

m/z	Y	m/z	Y	m/z	Y	m/z	Y
36.00	7698	74.00	138944	118.00	3171	157.00	1646
37.00	43832	75.00	437120	119.00	3719	158.00	164
38.00	38784	76.00	38448	120.00	154	159.00	939
39.00	14192	77.00	5429	123.00	190	161.00	898
40.00	831	78.00	3807	124.00	360	166.00	113
41.00	23	79.00	16280	125.00	263	169.00	97
42.00	72	80.00	5099	126.00	598	170.00	91
43.00	269	81.00	16696	127.00	290	171.00	223
44.00	3590	82.00	3120	128.00	3205	172.00	490
45.00	7562	83.00	604	129.00	1312	174.00	729088
46.00	668	85.00	88	130.00	2686	175.00	57864
47.00	14442	86.00	1405	131.00	1269	176.00	718208
48.00	5041	87.00	36720	133.00	436	177.00	47440
49.00	35536	88.00	36776	134.00	321	178.00	1579
50.00	167488	91.00	2529	135.00	1534	179.00	135
51.00	51520	92.00	24440	136.00	326	190.00	90
52.00	2031	93.00	34352	137.00	1199	191.00	479
53.00	444	94.00	103256	138.00	83	193.00	139
55.00	1546	95.00	938496	139.00	353	194.00	133
56.00	11328	96.00	60288	140.00	562	205.00	127
57.00	20768	97.00	1846	141.00	6695	206.00	94
58.00	759	98.00	326	142.00	933	207.00	281
59.00	139	102.00	127	143.00	6703	208.00	279
60.00	6892	103.00	476	144.00	470	210.00	83
61.00	40208	104.00	2895	145.00	779	239.00	120
62.00	38808	105.00	736	146.00	1039	249.00	420
63.00	26336	106.00	3315	147.00	700	250.00	130
64.00	2600	107.00	806	148.00	1903	255.00	93
65.00	355	109.00	222	149.00	724	265.00	133
67.00	2416	110.00	383	150.00	781	266.00	267
68.00	83280	111.00	588	151.00	106	267.00	7
69.00	83152	112.00	489	152.00	458	280.00	124
70.00	5886	113.00	442	153.00	419	281.00	3524

Report Date: 29-Oct-2022 01:15:23 Chrom Revision: 2.3 25-Oct-2022 11:16:06
Data File: \\chromfs\Lancaster\ChromData\9137\20221027-69757.b\WO27T01.D\MSVoa_9137.rslt\spectra.d
Injection Date: 27-Oct-2022 12:27:30
Spectrum: Tune Spec :Average 116-118(4.29-4.30) Bgrd 99(4.18)
Base Peak: 95.00
Minimum % Base Peak: 0
Number of Points: 144

m/z	Y	m/z	Y	m/z	Y	m/z	Y
71.00	148	115.00	694	154.00	502	282.00	1804
72.00	4847	116.00	2594	155.00	2102	283.00	944
73.00	39616	117.00	4752	156.00	456	284.00	109

Report Date: 29-Oct-2022 01:15:23 Chrom Revision: 2.3 25-Oct-2022 11:16:06

Eurofins Lancaster Laboratories Environment Testing, LLC

Data File:	\\chromfs\Lancaster\ChromData\9137\20221027-69757.b\WO27T01.D				
Injection Date:	27-Oct-2022 12:27:30	Instrument ID:	9137	Operator ID:	lcp00895
Lims ID:	bfb			Worklist Smp#:	1
Client ID:					
Injection Vol:	1.0 uL	Dil. Factor:	1.0000	ALS Bottle#:	1
Method:	MSVoa_9137	Limit Group:	MSV - 8260C_D		

Column: Rxi-624Sil MS Capillary Column (0.25 mm) Y Scaling: Method Defined: Scale to the Nth Largest Target: 1

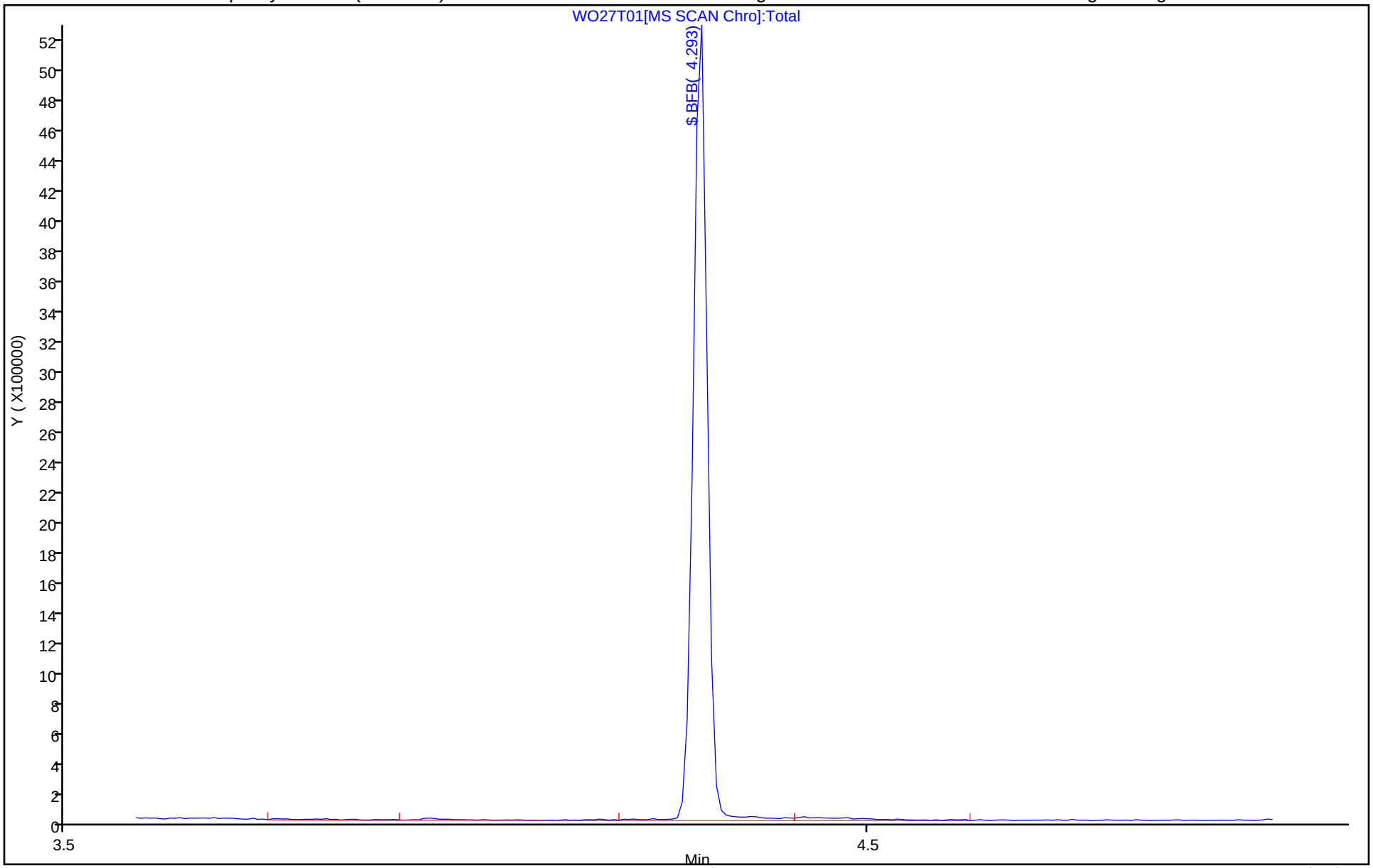

Eurofins Lancaster Laboratories Environment Testing, LLC
Target Compound Quantitation Report

Data File:	\\chromfs\Lancaster\ChromData\9137\20221230-74283.b\WD30T01.D				
Lims ID:	BFB				
Client ID:					
Sample Type:	BFB				
Inject. Date:	30-Dec-2022 11:09:30	ALS Bottle#:	1	Worklist Smp#:	1
Injection Vol:	1.0 uL	Dil. Factor:	1.0000		
Sample Info:	410-0074283-001				
Misc. Info.:	BFB				
Operator ID:	kas02648	Instrument ID:	9137		
Method:	\\chromfs\Lancaster\ChromData\9137\20221230-74283.b\MSVoa_9137.m				
Limit Group:	MSV - 8260C_D				
Last Update:	30-Dec-2022 14:09:58	Calib Date:	27-Oct-2022 17:46:30		
Integrator:	RTE	ID Type:	Deconvolution ID		
Quant Method:	Internal Standard	Quant By:	Initial Calibration		
Last ICal File:	\\chromfs\Lancaster\ChromData\9137\20221027-69757.b\WC27X16.D				
Column 1 :	Rxi-624Sil MS Capillary Column (0.25 mm)		Det: MS Quad		
Process Host:	CTX1658				

Compound	Sig	RT (min.)	Exp RT (min.)	Dlt RT (min.)	Q	Response	Cal Amt ug/l	OnCol Amt ug/l	Flags
$ 49 BFB	95	4.293	4.293	0.000	0	693381	NC	NC	

QC Flag Legend

Processing Flags

NC - Not Calibrated

Reagents:

MSV_V_BFB_00011 Amount Added: 1.00 Units: uL

MS Tune Report

Eurofins Lancaster Laboratories Environment Testing, LLC

Data File:	\\chromfs\Lancaster\ChromData\9137\20221230-74283.b\WD30T01.D				
Injection Date:	30-Dec-2022 11:09:30	Instrument ID:	9137		
Lims ID:	BFB				
Client ID:					
Operator ID:	kas02648	ALS Bottle#:	1	Worklist Smp#:	1
Injection Vol:	1.0 uL	Dil. Factor:	1.0000		
Method:	MSVoa_9137	Limit Group:	MSV - 8260C_D		
Tune Method:	BFB Method 8260				

$ 49 BFB

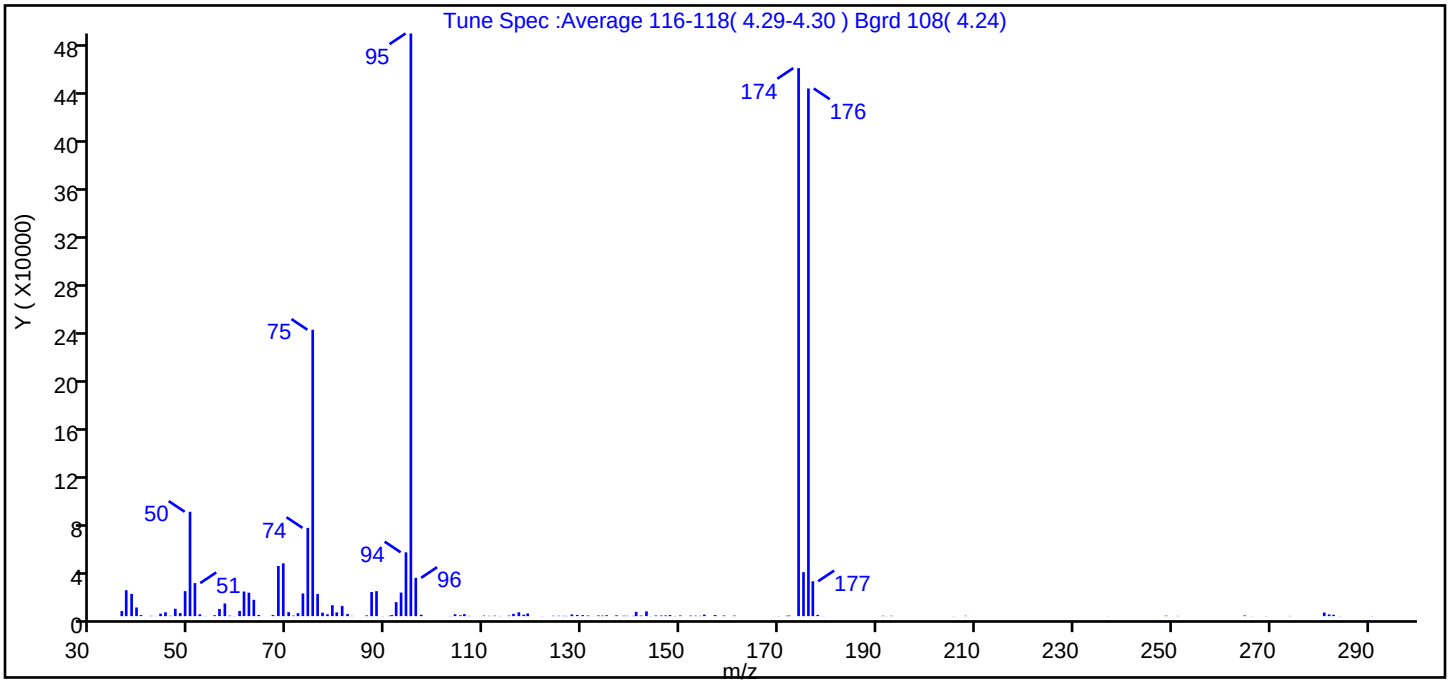

m/z	Ion Abundance Criteria	% Relative Abundance
95	Base peak, 100% relative abundance	100.0
50	15 to 40% of m/z 95	17.9
75	30 to 60% of m/z 95	49.2
96	5 to 9% of m/z 95	6.6
173	Less than 2% of m/z 174	0.0 (0.0)
174	50 to 120% of m/z 95	94.1
175	5 to 9% of m/z 174	7.6 (8.0)
176	Greater than 95% but less than 101% of m/z 174	90.6 (96.3)
177	5 to 9% of m/z 176	6.0 (6.6)

Data File: \\chromfs\Lancaster\ChromData\9137\20221230-74283.b\WD30T01.D\MSVoa_9137.rslt\spectra.d
Injection Date: 30-Dec-2022 11:09:30
Spectrum: Tune Spec :Average 116-118(4.29-4.30) Bgrd 108(4.24)
Base Peak: 95.00
Minimum % Base Peak: 0
Number of Points: 130

m/z	Y	m/z	Y	m/z	Y	m/z	Y
36.00	4210	73.00	18736	116.00	1879	154.00	263
37.00	21424	74.00	72904	117.00	3212	155.00	1224
38.00	18392	75.00	236608	118.00	1181	157.00	905
39.00	7167	76.00	18320	119.00	2188	159.00	549
40.00	901	77.00	2906	122.00	95	161.00	440
42.00	280	78.00	1523	124.00	334	170.00	115
43.00	103	79.00	9043	125.00	314	172.00	337
44.00	2054	80.00	3122	126.00	254	172.00	478
45.00	3206	81.00	8439	127.00	206	174.00	452736
46.00	300	82.00	1694	128.00	1400	175.00	36352
47.00	6102	83.00	234	129.00	1033	176.00	435904
48.00	2524	86.00	621	130.00	840	177.00	28832
49.00	20672	87.00	19904	131.00	530	178.00	1058
50.00	86224	88.00	20664	132.00	86	179.00	84
51.00	27304	89.00	104	133.00	569	191.00	333
52.00	1508	91.00	306	134.00	411	192.00	89
53.00	89	91.00	907	135.00	741	193.00	325
55.00	761	92.00	11516	137.00	669	206.00	101
56.00	5947	93.00	19464	138.00	364	208.00	291
57.00	10481	94.00	52744	139.00	289	237.00	94
58.00	422	95.00	481344	140.00	243	249.00	388
59.00	119	96.00	31648	141.00	3521	251.00	214
60.00	4282	97.00	1162	142.00	514	265.00	558
61.00	20328	103.00	155	143.00	3942	266.00	107
62.00	19368	104.00	1538	144.00	107	269.00	127
63.00	13465	105.00	723	145.00	526	274.00	193
64.00	1013	106.00	1668	146.00	515	281.00	2965
67.00	897	107.00	241	147.00	569	282.00	1391
68.00	41432	110.00	443	148.00	903	283.00	1129
69.00	43616	111.00	245	149.00	147	284.00	101
70.00	3308	112.00	392	150.00	543	291.00	138
71.00	481	113.00	184	152.00	450		
72.00	2497	115.00	471	153.00	355		

m/z	Y	m/z	Y	m/z	Y	m/z	Y
36.00	4210	73.00	18736	116.00	1879	154.00	263
37.00	21424	74.00	72904	117.00	3212	155.00	1224
38.00	18392	75.00	236608	118.00	1181	157.00	905
39.00	7167	76.00	18320	119.00	2188	159.00	549
40.00	901	77.00	2906	122.00	95	161.00	440
42.00	280	78.00	1523	124.00	334	170.00	115
43.00	103	79.00	9043	125.00	314	172.00	337
44.00	2054	80.00	3122	126.00	254	172.00	478
45.00	3206	81.00	8439	127.00	206	174.00	452736
46.00	300	82.00	1694	128.00	1400	175.00	36352
47.00	6102	83.00	234	129.00	1033	176.00	435904
48.00	2524	86.00	621	130.00	840	177.00	28832
49.00	20672	87.00	19904	131.00	530	178.00	1058
50.00	86224	88.00	20664	132.00	86	179.00	84
51.00	27304	89.00	104	133.00	569	191.00	333
52.00	1508	91.00	306	134.00	411	192.00	89
53.00	89	91.00	907	135.00	741	193.00	325
55.00	761	92.00	11516	137.00	669	206.00	101
56.00	5947	93.00	19464	138.00	364	208.00	291
57.00	10481	94.00	52744	139.00	289	237.00	94
58.00	422	95.00	481344	140.00	243	249.00	388
59.00	119	96.00	31648	141.00	3521	251.00	214
60.00	4282	97.00	1162	142.00	514	265.00	558
61.00	20328	103.00	155	143.00	3942	266.00	107
62.00	19368	104.00	1538	144.00	107	269.00	127
63.00	13465	105.00	723	145.00	526	274.00	193
64.00	1013	106.00	1668	146.00	515	281.00	2965
67.00	897	107.00	241	147.00	569	282.00	1391
68.00	41432	110.00	443	148.00	903	283.00	1129
69.00	43616	111.00	245	149.00	147	284.00	101
70.00	3308	112.00	392	150.00	543	291.00	138
71.00	481	113.00	184	152.00	450		
72.00	2497	115.00	471	153.00	355		

Report Date: 30-Dec-2022 14:09:58 Chrom Revision: 2.3 20-Dec-2022 14:14:06

Eurofins Lancaster Laboratories Environment Testing, LLC

Data File:	\\chromfs\Lancaster\ChromData\9137\20221230-74283.b\WD30T01.D				
Injection Date:	30-Dec-2022 11:09:30	Instrument ID:	9137	Operator ID:	kas02648
Lims ID:	BFB			Worklist Smp#:	1
Client ID:					
Injection Vol:	1.0 uL	Dil. Factor:	1.0000	ALS Bottle#:	1
Method:	MSVoa_9137	Limit Group:	MSV - 8260C_D		

Column: Rxi-624Sil MS Capillary Column (0.25 mm) Y Scaling: Method Defined: Scale to the Nth Largest Target: 1

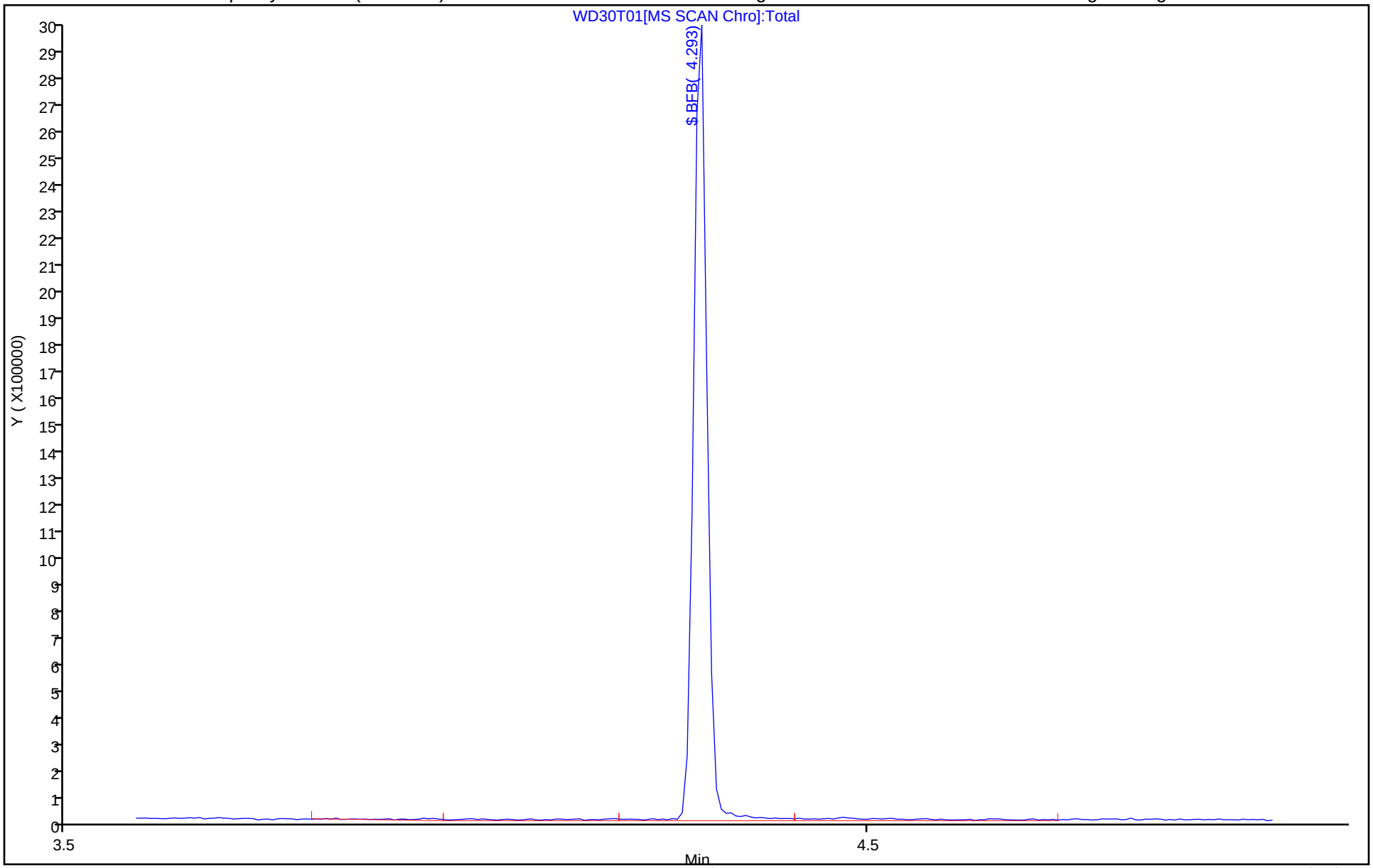

FORM I
GC/MS VOA ORGANICS ANALYSIS DATA SHEET

Lab Name: Eurofins Lancaster Laboratories Environment Testing, LLC
Job No.: 410-110319-1

SDG No.:

Client Sample ID:
Lab Sample ID: MB 410-331543/7

Matrix: Water
Lab File ID: FD30X07.D

Analysis Method: 8260D
Date Collected:

Sample wt/vol: 5(mL)
Date Analyzed: 12/30/2022 13:43

Soil Aliquot Vol:
Dilution Factor: 1

Soil Extract Vol.:
GC Column: R-624SilMS 30m ID: 0.25(mm)

Purge Volume: 5.0(mL)
Heated Purge: (Y/N) N pH:

% Moisture: % Solids:
Level: (low/med) Low

Analysis Batch No.: 331543
Units: ug/L

CAS NO.	COMPOUND NAME	RESULT	Q	RL	MDL
71-43-2	Benzene	ND		1.0	0.30
100-41-4	Ethylbenzene	ND		1.0	0.40
108-88-3	Toluene	ND		1.0	0.20
1330-20-7	Xylenes, Total	ND		1.0	0.40

CAS NO.	SURROGATE	%REC	Q	LIMITS
17060-07-0	1,2-Dichloroethane-d4 (Surr)	106		80-120
460-00-4	4-Bromofluorobenzene (Surr)	91		80-120
1868-53-7	Dibromofluoromethane (Surr)	107		80-120
2037-26-5	Toluene-d8 (Surr)	96		80-120

Eurofins Lancaster Laboratories Environment Testing, LLC
Target Compound Quantitation Report

Data File: \\chromfs\Lancaster\ChromData\15830\20221230-74282.b\FD30X07.D
Lims ID: MB
Client ID:
Sample Type: MB
Inject. Date: 30-Dec-2022 13:43:09 ALS Bottle#: 0 Worklist Smp#: 7
Purge Vol: 5.000 mL Dil. Factor: 1.0000
Sample Info: MB
Misc. Info.: 410-0074282-007
Operator ID: kas02648 Instrument ID: 15830

Method: \\chromfs\Lancaster\ChromData\15830\20221230-74282.b\MSVoa_15830_PT1.m
Limit Group: MSV - 8260C_D
Last Update: 30-Dec-2022 14:02:11 Calib Date: 28-Sep-2022 19:40:09
Integrator: RTE ID Type: Deconvolution ID
Quant Method: Internal Standard Quant By: Initial Calibration
Last ICal File: \\chromfs\Lancaster\ChromData\15830\20220928-67446.b\FS28X15.D

Column 1 : Rxi-624Sil MS Capillary Column (0.25 mm) Det: MS Quad
Process Host: CTX1658

First Level Reviewer: UKAD Date: 30-Dec-2022 14:01:59

Compound	Sig	RT (min.)	Exp RT (min.)	Dlt RT (min.)	Q	Response	Cal Amt ug/l	OnCol Amt ug/l	Flags
1 Dichlorodifluoromethane	85		1.053					ND	
2 Chloromethane	50		1.175					ND	
3 Vinyl chloride	62		1.243					ND	
4 Bromomethane	94		1.449					ND	
5 Chloroethane	64		1.487					ND	
6 Trichlorofluoromethane	101		1.619					ND	
7 Pentane	43		1.680					ND	7
8 Acrolein	56		1.912					ND	7
9 1,1-Dichloroethene	96		1.982					ND	
11 1,1,2-Trichloro-1,2,2-trifluoroe	101		2.024					ND	
10 Acetone	58		2.024					ND	
12 Iodomethane	142		2.085					ND	
14 Carbon disulfide	76		2.137					ND	7
13 Isopropyl alcohol	45		2.140					ND	
15 Methyl acetate	43		2.262					ND	
16 3-Chloro-1-propene	41		2.265					ND	
17 Methylene Chloride	84		2.365					ND	7
* 18 t-Butyl alcohol-d10 (IS)	65	2.397	2.404	-0.007	98	515767	250.0	250.0	
19 2-Methyl-2-propanol	59		2.471					ND	7
20 Acrylonitrile	53		2.555					ND	7
21 trans-1,2-Dichloroethene	96		2.580					ND	
22 Methyl tert-butyl ether	73		2.580					ND	
23 Hexane	57		2.805					ND	
24 1,1-Dichloroethane	63		2.924					ND	
25 Isopropyl ether	45		2.969					ND	
26 2-Chloro-1,3-butadiene	53		2.982					ND	
27 Tert-butyl ethyl ether	59		3.256					ND	
28 2-Butanone (MEK)	43		3.378					ND	7
29 cis-1,2-Dichloroethene	96		3.378					ND	
30 2,2-Dichloropropane	77		3.378					ND	7
31 Propionitrile	54		3.429					ND	

Compound	Sig	RT (min.)	Exp RT (min.)	Dlt RT (min.)	Q	Response	Cal Amt ug/l	OnCol Amt ug/l	Flags
32 Methacrylonitrile	67		3.545					ND	
33 Chlorobromomethane	128		3.564					ND	
34 Tetrahydrofuran	71		3.574					ND	7
36 Chloroform	83		3.657					ND	7
37 1,1,1-Trichloroethane	97		3.776					ND	
$ 38 Dibromofluoromethane (Surr)	113	3.776	3.780	-0.004	93	250850	50.0	53.5	
39 Cyclohexane	56		3.828					ND	
40 Carbon tetrachloride	117		3.899					ND	
41 1,1-Dichloropropene	75		3.905					ND	
42 Isobutyl alcohol	41		4.030					ND	
$ 43 1,2-Dichloroethane-d4 (Surr)	102	4.040	4.047	-0.007	98	69840	50.0	52.9	
44 Benzene	78		4.059					ND	7
45 1,2-Dichloroethane	62		4.111					ND	7
46 Tert-amyl methyl ether	73		4.185					ND	
* 47 Fluorobenzene (IS)	96	4.307	4.310	-0.003	98	1122064	50.0	50.0	
48 n-Heptane	43		4.326					ND	
49 n-Butanol	56		4.574					ND	
50 Trichloroethene	95		4.609					ND	
51 Methylcyclohexane	83		4.796					ND	
52 1,2-Dichloropropane	63		4.818					ND	
53 2-ethoxy-2-methyl butane	87		4.837					ND	
54 1,4-Dioxane	88		4.886					ND	
55 Dibromomethane	93		4.889					ND	
56 Methyl methacrylate	69		4.892					ND	
57 Dichlorobromomethane	83		5.050					ND	
58 2-Nitropropane	41		5.236					ND	
59 2-Chloroethyl vinyl ether	63		5.304					ND	
60 cis-1,3-Dichloropropene	75		5.419					ND	
61 4-Methyl-2-pentanone (MIBK)	43		5.548					ND	7
$ 62 Toluene-d8 (Surr)	98	5.622	5.625	-0.003	94	1045856	50.0	48.1	
63 Toluene	92		5.680					ND	7
64 trans-1,3-Dichloropropene	75		5.870					ND	
65 Ethyl methacrylate	69		5.924					ND	
66 1,1,2-Trichloroethane	97		6.008					ND	
67 Tetrachloroethene	166		6.056					ND	
68 1,3-Dichloropropane	76		6.120					ND	
S 69 1,2-Dichloroethene, Total	100		6.155					ND	7
70 2-Hexanone	43		6.172					ND	7
71 Chlorodibromomethane	129		6.265					ND	
72 Ethylene Dibromide	107		6.336					ND	
* 73 Chlorobenzene-d5 (IS)	117	6.641	6.644	-0.003	87	781940	50.0	50.0	
74 Chlorobenzene	112		6.664					ND	7
75 1-Chlorohexane	91		6.664					ND	7
76 1,1,1,2-Tetrachloroethane	131		6.725					ND	
77 Ethylbenzene	91		6.731					ND	7
78 m-Xylene & p-Xylene	106		6.815					ND	
79 o-Xylene	106		7.046					ND	
80 Styrene	104		7.059					ND	
81 Bromoform	173		7.162					ND	
82 Isopropylbenzene	105		7.265					ND	7
$ 83 4-Bromofluorobenzene (Surr)	95	7.362	7.365	-0.003	88	386644	50.0	45.3	
84 Bromobenzene	156		7.442					ND	

Compound	Sig	RT (min.)	Exp RT (min.)	Dlt RT (min.)	Q	Response	Cal Amt ug/l	OnCol Amt ug/l	Flags
85 1,1,2,2-Tetrachloroethane	83		7.448					ND	
86 trans-1,4-Dichloro-2-butene	53		7.471					ND	7
87 1,2,3-Trichloropropane	110		7.477					ND	
88 N-Propylbenzene	91		7.503					ND	7
89 2-Chlorotoluene	126		7.551					ND	
90 1,3,5-Trimethylbenzene	105		7.609					ND	7
91 4-Chlorotoluene	126		7.622					ND	
92 tert-Butylbenzene	134		7.779					ND	
93 1,2,4-Trimethylbenzene	105		7.812					ND	7
94 sec-Butylbenzene	105		7.902					ND	7
95 1,3-Dichlorobenzene	146		7.963					ND	7
96 4-Isopropyltoluene	119		7.985					ND	7
* 97 1,4-Dichlorobenzene-d4	152	8.005	8.005	0.000	96	415157	50.0	50.0	
98 1,4-Dichlorobenzene	146		8.017					ND	7
99 1,2,3-Trimethylbenzene	105		8.034					ND	7
100 Benzyl chloride	91		8.079					ND	7
101 1,3-Diethylbenzene	119		8.133					ND	7
102 p-Diethylbenzene	119		8.188					ND	7
103 n-Butylbenzene	92		8.201					ND	7
104 1,2-Dichlorobenzene	146		8.207					ND	7
105 o-diethylbenzene	119		8.239					ND	7
106 1,2-Dibromo-3-Chloropropane	75		8.612					ND	
107 1,3,5-Trichlorobenzene	180	8.709	8.709	0.000	90	1883		0.1796	
108 1,2,4-Trichlorobenzene	180	9.027	9.027	0.000	92	1603		0.1703	
109 Hexachlorobutadiene	225		9.098					ND	7
110 Naphthalene	128		9.159					ND	7
111 1,2,3-Trichlorobenzene	180	9.268	9.268	0.000	91	1844		0.2156	
112 2-Methylnaphthalene	142		9.712					ND	7
S 134 1,3-Dichloropropene, Total	100		10.060					ND	7
S 135 Xylenes, Total	106		11.245					ND	7
S 136 Total BTEX	1		0.000					ND	7
137 1,1,2,2-Tetrachloro-1,2-difluoro	1		0.000					ND	
S 138 Total Diethylbenzene	1		0.000					ND	7
139 Ethyl acrylate	55		0.000					ND	
140 3-Methyl-1-butene	1		0.000					ND	
141 Propanol	1		0.000					ND	
142 Isobutyl acetate	43		0.000					ND	
143 4-Ethyltoluene	1		0.000					ND	
144 sec-Butyl Alcohol	45		0.000					ND	

QC Flag Legend

Processing Flags

7 - Failed Limit of Detection

Reagents:

MSV_HP28_ISSS_00005 Amount Added: 5.92 Units: uL Run Reagent

Report Date: 30-Dec-2022 14:02:14 Chrom Revision: 2.3 20-Dec-2022 14:14:06

Eurofins Lancaster Laboratories Environment Testing, LLC

Data File:	\\chromfs\Lancaster\ChromData\15830\20221230-74282.b\FD30X07.D				
Injection Date:	30-Dec-2022 13:43:09	Instrument ID:	15830	Operator ID:	kas02648
Lims ID:	MB			Worklist Smp#:	7
Client ID:					
Purge Vol:	5.000 mL	Dil. Factor:	1.0000	ALS Bottle#:	0
Method:	MSVoa_15830_PT1	Limit Group:	MSV - 8260C_D		

Column: Rxi-624Sil MS Capillary Column (0.25 mm) Y Scaling: Method Defined: Scale to the Nth Largest Peak: 1

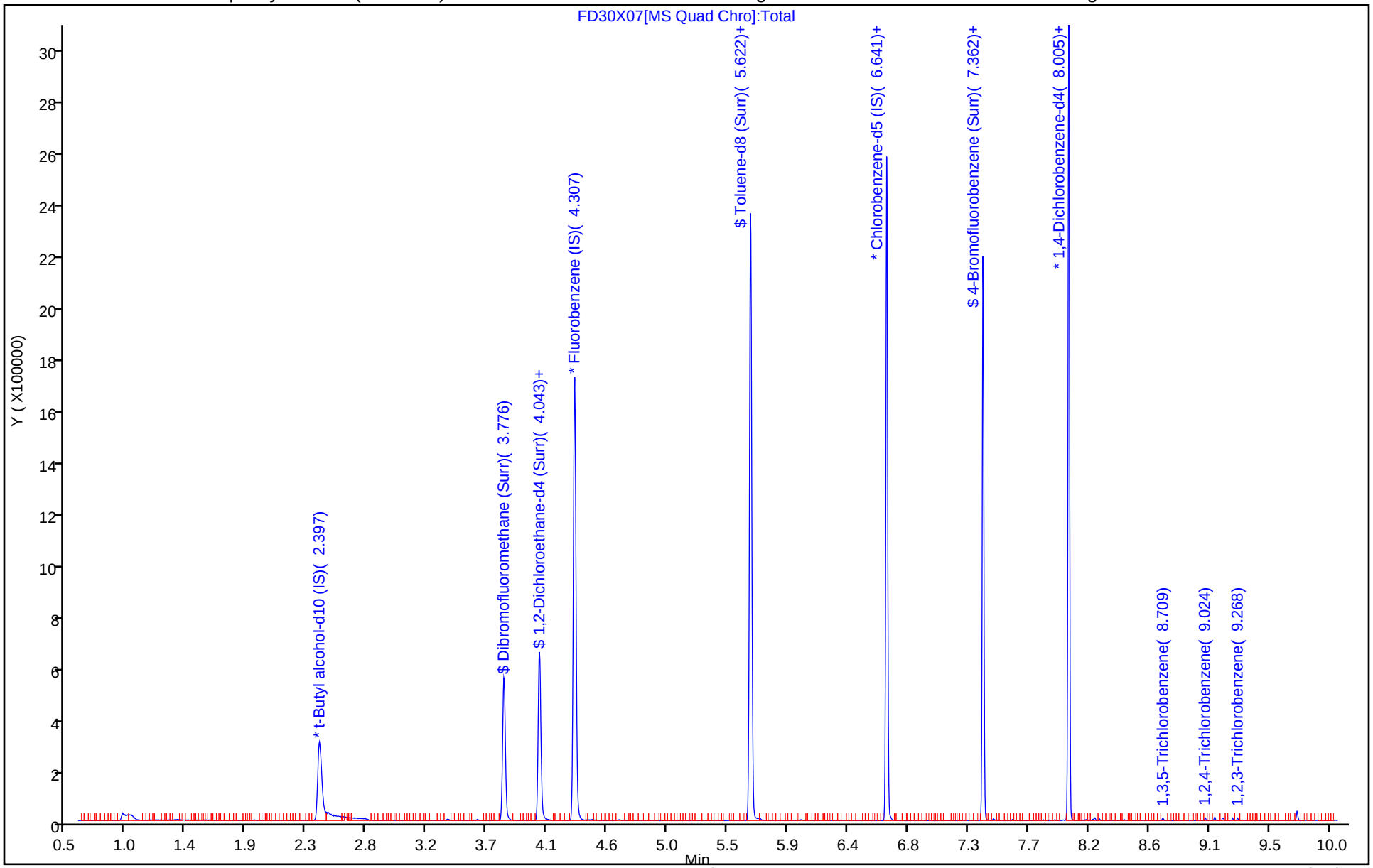

Eurofins Lancaster Laboratories Environment Testing, LLC

Recovery Report

Data File:	\\chromfs\Lancaster\ChromData\15830\20221230-74282.b\FD30X07.D				
Lims ID:	MB				
Client ID:					
Sample Type:	MB				
Inject. Date:	30-Dec-2022 13:43:09	ALS Bottle#:	0	Worklist Smp#:	7
Purge Vol:	5.000 mL	Dil. Factor:	1.0000		
Sample Info:	MB				
Misc. Info.:	410-0074282-007				
Operator ID:	kas02648	Instrument ID:	15830		
Method:	\\chromfs\Lancaster\ChromData\15830\20221230-74282.b\MSVoa_15830_PT1.m				
Limit Group:	MSV - 8260C_D				
Last Update:	30-Dec-2022 14:02:11	Calib Date:	28-Sep-2022 19:40:09		
Integrator:	RTE	ID Type:	Deconvolution ID		
Quant Method:	Internal Standard	Quant By:	Initial Calibration		
Last ICal File:	\\chromfs\Lancaster\ChromData\15830\20220928-67446.b\FS28X15.D				
Column 1 :	Rxi-624Sil MS Capillary Column (0.25 mm)		Det: MS Quad		
Process Host:	CTX1658				

First Level Reviewer: UKAD Date: 30-Dec-2022 14:01:59

Compound	Amount Added	Amount Recovered	% Rec.
$ 38 Dibromofluoromethane (Surr)	50.0	53.5	107.03
$ 43 1,2-Dichloroethane-d4 (Surr)	50.0	52.9	105.90
$ 62 Toluene-d8 (Surr)	50.0	48.1	96.24
$ 83 4-Bromofluorobenzene (Surr)	50.0	45.3	90.56

FORM I
GC/MS VOA ORGANICS ANALYSIS DATA SHEET

Lab Name: Eurofins Lancaster Laboratories Environment Testing, LLC
Job No.: 410-110319-1

SDG No.:

Client Sample ID:
Lab Sample ID: MB 410-331544/6

Matrix: Water
Lab File ID: WD30X06.D

Analysis Method: 8260D
Date Collected:

Sample wt/vol: 5(mL)
Date Analyzed: 12/30/2022 13:40

Soil Aliquot Vol:
Dilution Factor: 1

Soil Extract Vol.:
GC Column: R-624SilMS 30m ID: 0.25(mm)

Purge Volume: 5.0(mL)
Heated Purge: (Y/N) N pH:

% Moisture: % Solids:
Level: (low/med) Low

Analysis Batch No.: 331544
Units: ug/L

CAS NO.	COMPOUND NAME	RESULT	Q	RL	MDL
71-43-2	Benzene	ND		1.0	0.30
100-41-4	Ethylbenzene	ND		1.0	0.40
108-88-3	Toluene	ND		1.0	0.20
1330-20-7	Xylenes, Total	ND		1.0	0.40

CAS NO.	SURROGATE	%REC	Q	LIMITS
17060-07-0	1,2-Dichloroethane-d4 (Surr)	99		80-120
460-00-4	4-Bromofluorobenzene (Surr)	88		80-120
1868-53-7	Dibromofluoromethane (Surr)	103		80-120
2037-26-5	Toluene-d8 (Surr)	104		80-120

Eurofins Lancaster Laboratories Environment Testing, LLC
Target Compound Quantitation Report

Data File: \\chromfs\Lancaster\ChromData\9137\20221230-74283.b\WD30X06.D
Lims ID: MB
Client ID:
Sample Type: MB
Inject. Date: 30-Dec-2022 13:40:30 ALS Bottle#: 6 Worklist Smp#: 6
Purge Vol: 5.000 mL Dil. Factor: 1.0000
Sample Info: 410-0074283-006
Misc. Info.: MB
Operator ID: kas02648 Instrument ID: 9137

Method: \\chromfs\Lancaster\ChromData\9137\20221230-74283.b\MSVoa_9137.m
Limit Group: MSV - 8260C_D
Last Update: 03-Jan-2023 13:52:05 Calib Date: 27-Oct-2022 17:46:30
Integrator: RTE ID Type: Deconvolution ID
Quant Method: Internal Standard Quant By: Initial Calibration
Last ICal File: \\chromfs\Lancaster\ChromData\9137\20221027-69757.b\WC27X16.D

Column 1 : Rxi-624Sil MS Capillary Column (0.25 mm) Det: MS Quad
Process Host: CTX1603

First Level Reviewer: kaewrungrueangp Date: 04-Jan-2023 08:29:13

Compound	Sig	RT (min.)	Exp RT (min.)	Dlt RT (min.)	Q	Response	Cal Amt ug/l	OnCol Amt ug/l	Flags
A 1 C4-C10	1		(0.000-0.100)					ND	
A 2 C4-C12	1		(0.000-0.250)					ND	
3 Chlorotrifluoroethene	116		1.296					ND	
5 Dichlorodifluoromethane	85		1.309					ND	
4 Chlorodifluoromethane	51		1.319					ND	7
6 Chloromethane	50		1.450					ND	7
7 Vinyl chloride	62		1.524					ND	
8 Butadiene	39		1.527					ND	7
9 2-Chloro-1,1,1-Trifluoroethane	118		1.562					ND	
10 Bromomethane	94		1.749					ND	7
11 Chloroethane	64		1.791					ND	7
12 Dichlorofluoromethane	67		1.945					ND	
13 Pentane	43		1.999					ND	7
14 Trichlorofluoromethane	101		2.002					ND	
15 Ethyl ether	59		2.150					ND	
17 1,2-Dichloro-1,1,2-trifluoroetha	67		2.185					ND	7
16 Ethanol	45		2.192					ND	7
18 Acrolein	56		2.246					ND	7
19 1,1-Dichloroethene	96		2.349					ND	
20 Acetone	58		2.381					ND	U
21 1,1,2-Trichloro-1,2,2-trifluoroe	101		2.381					ND	
23 Isopropyl alcohol	45		2.474					ND	7
22 Iodomethane	142		2.490					ND	
24 Carbon disulfide	76		2.557					ND	7
25 3-Chloro-1-propene	41		2.641					ND	7
27 Methyl acetate	43		2.657					ND	7
26 Acetonitrile	41		2.666					ND	
28 Methylene Chloride	84		2.760					ND	
* 29 t-Butyl alcohol-d10 (IS)	65	2.804	2.798	0.006	9	474613	250.0	250.0	
30 2-Methyl-2-propanol	59		2.872					ND	7
31 Acrylonitrile	53		2.962					ND	

Compound	Sig	RT (min.)	Exp RT (min.)	Dlt RT (min.)	Q	Response	Cal Amt ug/l	OnCol Amt ug/l	Flags
33 trans-1,2-Dichloroethene	96		3.000					ND	
32 Methyl tert-butyl ether	73		3.000					ND	7
34 Hexane	57		3.257					ND	7
35 1,1-Dichloroethane	63		3.389					ND	7
36 Vinyl acetate	43		3.436					ND	7
37 Isopropyl ether	45		3.456					ND	
38 2-Chloro-1,3-butadiene	53		3.472					ND	7
39 Tert-butyl ethyl ether	59		3.803					ND	
40 cis-1,2-Dichloroethene	96		3.931					ND	
41 2-Butanone (MEK)	43		3.947					ND	7
42 2,2-Dichloropropane	77		3.950					ND	
44 Propionitrile	54		3.998					ND	
43 Ethyl acetate	43		4.014					ND	7
45 Methacrylonitrile	67		4.156					ND	
46 Chlorobromomethane	128		4.162					ND	
47 Tetrahydrofuran	71		4.210					ND	
48 Chloroform	83		4.242					ND	7
$ 50 Dibromofluoromethane (Surr)	113	4.399	4.396	0.003	94	326633	50.0	51.6	
51 1,1,1-Trichloroethane	97		4.435					ND	
52 Cyclohexane	56		4.502					ND	
53 1,1-Dichloropropene	75		4.592					ND	
54 Carbon tetrachloride	117		4.598					ND	
55 Isobutyl alcohol	41		4.717					ND	7
$ 56 1,2-Dichloroethane-d4 (Surr)	102	4.733	4.736	-0.003	70	83860	50.0	49.4	
57 Benzene	78		4.797					ND	7
58 1,2-Dichloroethane	62		4.807					ND	7
59 Isopropyl acetate	43		4.881					ND	7
60 Tert-amyl methyl ether	73		4.919					ND	
* 61 Fluorobenzene (IS)	96	5.080	5.073	0.007	99	1367542	50.0	50.0	
62 n-Heptane	43		5.080					ND	7
63 n-Butanol	56		5.381					ND	
64 Trichloroethene	95		5.452					ND	7
65 Methylcyclohexane	83		5.657					ND	
66 1,2-Dichloropropane	63		5.680					ND	
67 2-ethoxy-2-methyl butane	87		5.728					ND	
68 Dibromomethane	93		5.789					ND	
69 Methyl methacrylate	69		5.815					ND	
70 1,4-Dioxane	88		5.815					ND	7
71 n-Propyl acetate	61		5.885					ND	
72 Dichlorobromomethane	83		5.965					ND	
S 73 1,2-Dichloroethene, Total	100		6.155					ND	7
74 2-Nitropropane	41		6.206					ND	7
75 2-Chloroethyl vinyl ether	63		6.293					ND	7
A 76 C6-C10	1	6.394	(2.952-9.836)		0	4064363		NC	
77 cis-1,3-Dichloropropene	75		6.450					ND	
78 4-Methyl-2-pentanone (MIBK)	43		6.623					ND	7
$ 79 Toluene-d8 (Surr)	98	6.735	6.739	-0.004	92	1191322	50.0	52.2	
80 Toluene	92		6.809					ND	
81 trans-1,3-Dichloropropene	75		7.050					ND	7
A 82 C5-C12	1	7.153	(2.686-11.621)		0	4359214		NC	
83 Ethyl methacrylate	69		7.175					ND	
84 1,1,2-Trichloroethane	97		7.246					ND	

Compound	Sig	RT (min.)	Exp RT (min.)	Dlt RT (min.)	Q	Response	Cal Amt ug/l	OnCol Amt ug/l	Flags
A 85 C6-C12	1	7.286	(2.952-11.621)		0	4359214		NC	
86 Tetrachloroethene	166		7.397					ND	
87 1,3-Dichloropropane	76		7.419					ND	7
89 3,4-Dichloro-1-butene	75		7.470					ND	
88 t-Amyl alcohol	73	7.473	7.493	-0.020	1	95		NC	
90 2-Hexanone	43		7.518					ND	7
91 Chlorodibromomethane	129		7.640					ND	
92 n-Butyl acetate	43		7.666					ND	7
93 Ethylene Dibromide	107		7.746					ND	
* 94 Chlorobenzene-d5 (IS)	117	8.189	8.192	-0.003	85	862541	50.0	50.0	
95 1-Chlorohexane	91		8.212					ND	7
96 Chlorobenzene	112		8.215					ND	7
97 1,1,1,2-Tetrachloroethane	131		8.292					ND	
98 Ethylbenzene	91		8.324					ND	7
99 m-Xylene & p-Xylene	106		8.430					ND	7
100 o-Xylene	106		8.767					ND	
101 Styrene	104		8.776					ND	
102 Bromoform	173		8.921					ND	
103 Isopropylbenzene	105		9.072					ND	
104 cis-1,4-Dichloro-2-butene	88		9.126					ND	
105 Cyclohexanone	55		9.136					ND	7
$ 106 4-Bromofluorobenzene (Surr)	95	9.187	9.187	0.000	93	392352	50.0	44.1	
108 1,1,2,2-Tetrachloroethane	83		9.303					ND	7
107 Bromobenzene	156		9.306					ND	
109 1,2,3-Trichloropropane	110		9.338					ND	
110 trans-1,4-Dichloro-2-butene	53		9.351					ND	
111 N-Propylbenzene	91		9.396					ND	
112 2-Chlorotoluene	126		9.457					ND	
113 1,3,5-Trimethylbenzene	105		9.534					ND	
114 4-Chlorotoluene	126		9.543					ND	7
115 2,3,4-Trichlorobutene	109		9.582					ND	
116 tert-Butylbenzene	134		9.781					ND	7
117 Pentachloroethane	167		9.790					ND	
118 1,2,4-Trimethylbenzene	105		9.813					ND	7
119 sec-Butylbenzene	105		9.938					ND	7
141 1,3-Dichlorobenzene	146		10.015					ND	7
143 4-Isopropyltoluene	119		10.044					ND	7
S 142 1,3-Dichloropropene, Total	100		10.060					ND	7
* 144 1,4-Dichlorobenzene-d4	152	10.063	10.063	0.000	95	472515	50.0	50.0	
145 1,4-Dichlorobenzene	146		10.079					ND	7
146 1,2,3-Trimethylbenzene	105		10.118					ND	
147 Benzyl chloride	91		10.175					ND	
148 1,3-Diethylbenzene	119		10.259					ND	7
149 p-Diethylbenzene	119		10.320					ND	7
150 n-Butylbenzene	92		10.339					ND	7
151 1,2-Dichlorobenzene	146		10.345					ND	7
152 o-diethylbenzene	119		10.403					ND	
153 1,2-Dibromo-3-Chloropropane	75		10.881					ND	
154 1,3,5-Trichlorobenzene	180		11.026					ND	7
S 155 Xylenes, Total	106		11.245					ND	7
156 1,2,4-Trichlorobenzene	180		11.437					ND	
157 Hexachlorobutadiene	225		11.546					ND	

Compound	Sig	RT (min.)	Exp RT (min.)	Dlt RT (min.)	Q	Response	Cal Amt ug/l	OnCol Amt ug/l	Flags
158 Naphthalene	128		11.600					ND	7
159 1,2,3-Trichlorobenzene	180		11.754					ND	7
160 2-Methylnaphthalene	142		12.322					ND	7
161 Hexachloroethane	201		13.560					ND	
162 tert-Butyl Formate	1		0.000					ND	
163 Methyl acrylate	1		0.000					ND	
164 2,3-Dichloro-1,3-butadiene	1		0.000					ND	
S 165 Total BTEX	1		0.000					ND	
166 3-chloro-1-Butene	1		0.000					ND	
167 1,1-Dichloro-1-fluoroethane	1		0.000					ND	
168 cis-1,2,3-Trichlorobutene-2	1		0.000					ND	
169 1-Chlorobutane	1		0.000					ND	
S 170 divinyl benzene	1		0.000					ND	7
171 1-Bromo-2-chloroethane	1		0.000					ND	
S 172 Total Diethylbenzene	1		0.000					ND	7
173 Ethyl bromide	1		0.000					ND	
174 Ethyl acrylate	55		0.000					ND	
175 1,3-Divinylbenzene	1		0.000					ND	
176 Propene oxide	1		0.000					ND	
177 trans-1,2,3-Trichlorobutene-2	1		0.000					ND	
178 3-Methyl-1-butene	1		0.000					ND	
179 Propanol	1		0.000					ND	
180 n-Nonane	1		0.000					ND	
181 Isobutyl acetate	43		0.000					ND	
182 n-Octane	1		0.000					ND	
183 Undecane	1		0.000					ND	
184 4-Ethyltoluene	1		0.000					ND	
185 sec-Butyl Alcohol	45		0.000					ND	
186 Diethoxymethane	1		0.000					ND	
187 1,4-Divinylbenzene	1		0.000					ND	
188 1,1,2,2-Tetrachloro-1,2-difluoro	1		0.000					ND	
192 Methylal	1		0.000					ND	
193 Chloroacetonitrile	1		0.000					ND	

QC Flag Legend

Processing Flags

NC - Not Calibrated

7 - Failed Limit of Detection

Review Flags

U - Marked Undetected

Reagents:

MSV_Cent_ISSS_00015 Amount Added: 5.00 Units: uL Run Reagent

Report Date: 04-Jan-2023 08:29:13 Chrom Revision: 2.3 20-Dec-2022 14:14:06

Eurofins Lancaster Laboratories Environment Testing, LLC

Data File:	\\chromfs\Lancaster\ChromData\9137\20221230-74283.b\WD30X06.D				
Injection Date:	30-Dec-2022 13:40:30	Instrument ID:	9137	Operator ID:	kas02648
Lims ID:	MB			Worklist Smp#:	6
Client ID:					
Purge Vol:	5.000 mL	Dil. Factor:	1.0000	ALS Bottle#:	6
Method:	MSVoa_9137	Limit Group:	MSV - 8260C_D		

Column: Rxi-624Sil MS Capillary Column (0.25 mm) Y Scaling: Method Defined: Scale to the Nth Largest Target: 1

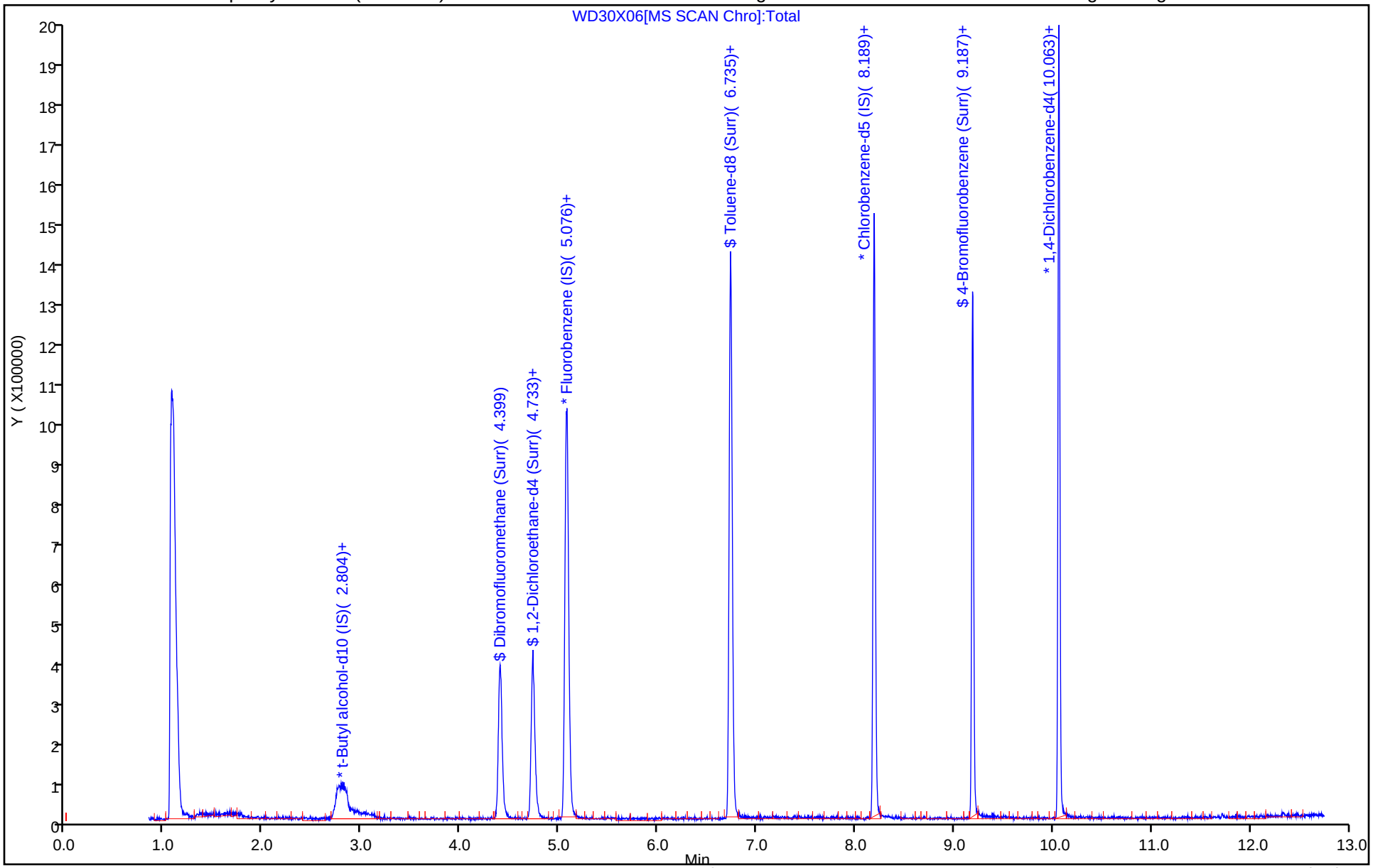

Eurofins Lancaster Laboratories Environment Testing, LLC

Recovery Report

Data File:	\\chromfs\Lancaster\ChromData\9137\20221230-74283.b\WD30X06.D				
Lims ID:	MB				
Client ID:					
Sample Type:	MB				
Inject. Date:	30-Dec-2022 13:40:30	ALS Bottle#:	6	Worklist Smp#:	6
Purge Vol:	5.000 mL	Dil. Factor:	1.0000		
Sample Info:	410-0074283-006				
Misc. Info.:	MB				
Operator ID:	kas02648	Instrument ID:	9137		
Method:	\\chromfs\Lancaster\ChromData\9137\20221230-74283.b\MSVoa_9137.m				
Limit Group:	MSV - 8260C_D				
Last Update:	03-Jan-2023 13:52:05	Calib Date:	27-Oct-2022 17:46:30		
Integrator:	RTE	ID Type:	Deconvolution ID		
Quant Method:	Internal Standard	Quant By:	Initial Calibration		
Last ICal File:	\\chromfs\Lancaster\ChromData\9137\20221027-69757.b\WC27X16.D				
Column 1 :	Rxi-624Sil MS Capillary Column (0.25 mm)		Det: MS Quad		
Process Host:	CTX1603				

First Level Reviewer: kaewrungrueangp Date: 04-Jan-2023 08:29:13

Compound	Amount Added	Amount Recovered	% Rec.
$ 50 Dibromofluoromethane (Surr)	50.0	51.6	103.16
$ 56 1,2-Dichloroethane-d4 (Surr)	50.0	49.4	98.88
$ 79 Toluene-d8 (Surr)	50.0	52.2	104.33
$ 106 4-Bromofluorobenzene (Surr)	50.0	44.1	88.22

FORM I
GC/MS VOA ORGANICS ANALYSIS DATA SHEET

Lab Name: Eurofins Lancaster Laboratories Environment Testing, LLC
Job No.: 410-110319-1

SDG No.:

Client Sample ID:
Lab Sample ID: LCS 410-331543/4

Matrix: Water
Lab File ID: FD30X04.D

Analysis Method: 8260D
Date Collected:

Sample wt/vol: 5(mL)
Date Analyzed: 12/30/2022 12:25

Soil Aliquot Vol:
Dilution Factor: 1

Soil Extract Vol.:
GC Column: R-624SilMS 30m ID: 0.25(mm)

Purge Volume: 5.0(mL)
Heated Purge: (Y/N) N pH:

% Moisture: % Solids:
Level: (low/med) Low

Analysis Batch No.: 331543
Units: ug/L

CAS NO.	COMPOUND NAME	RESULT	Q	RL	MDL
71-43-2	Benzene	18.5		1.0	0.30
100-41-4	Ethylbenzene	18.2		1.0	0.40
108-88-3	Toluene	18.1		1.0	0.20
1330-20-7	Xylenes, Total	55.7		1.0	0.40

CAS NO.	SURROGATE	%REC	Q	LIMITS
17060-07-0	1,2-Dichloroethane-d4 (Surr)	106		80-120
460-00-4	4-Bromofluorobenzene (Surr)	90		80-120
1868-53-7	Dibromofluoromethane (Surr)	108		80-120
2037-26-5	Toluene-d8 (Surr)	96		80-120

Eurofins Lancaster Laboratories Environment Testing, LLC
Target Compound Quantitation Report

Data File: \\chromfs\Lancaster\ChromData\15830\20221230-74282.b\FD30X04.D
Lims ID: LCS
Client ID:
Sample Type: LCS
Inject. Date: 30-Dec-2022 12:25:32 ALS Bottle#: 0 Worklist Smp#: 4
Purge Vol: 5.000 mL Dil. Factor: 1.0000
Sample Info: LCS
Misc. Info.: 410-0074282-004
Operator ID: kas02648 Instrument ID: 15830

Method: \\chromfs\Lancaster\ChromData\15830\20221230-74282.b\MSVoa_15830_PT1.m
Limit Group: MSV - 8260C_D
Last Update: 30-Dec-2022 11:57:44 Calib Date: 28-Sep-2022 19:40:09
Integrator: RTE ID Type: Deconvolution ID
Quant Method: Internal Standard Quant By: Initial Calibration
Last ICal File: \\chromfs\Lancaster\ChromData\15830\20220928-67446.b\FS28X15.D

Column 1 : Rxi-624Sil MS Capillary Column (0.25 mm) Det: MS Quad
Process Host: CTX1658

First Level Reviewer: UKAD Date: 30-Dec-2022 12:41:21

Compound	Sig	RT (min.)	Exp RT (min.)	Dlt RT (min.)	Q	Response	Cal Amt ug/l	OnCol Amt ug/l	Flags
1 Dichlorodifluoromethane	85	1.047	1.053	-0.006	99	159103	20.0	17.2	
2 Chloromethane	50	1.172	1.175	-0.003	99	175468	20.0	13.8	
3 Vinyl chloride	62	1.243	1.243	0.000	63	161472	20.0	16.3	
4 Bromomethane	94	1.445	1.449	-0.004	89	107280	20.0	18.6	
5 Chloroethane	64	1.484	1.487	-0.003	99	105700	20.0	16.9	
6 Trichlorofluoromethane	101	1.613	1.619	-0.006	97	188743	20.0	16.7	
7 Pentane	43	1.674	1.680	-0.006	96	285278	20.0	16.9	
8 Acrolein	56	1.912	1.912	0.000	100	460307	150.0	135.3	
9 1,1-Dichloroethene	96	1.976	1.982	-0.006	95	121481	20.0	18.6	
11 1,1,2-Trichloro-1,2,2-trifluoroe	101	2.021	2.024	-0.003	93	124922	20.0	20.1	
10 Acetone	58	2.021	2.024	-0.003	100	513848	250.0	310.2	
12 Iodomethane	142	2.082	2.085	-0.003	97	197687	20.0	21.4	
14 Carbon disulfide	76	2.133	2.137	-0.004	100	399847	20.0	19.1	
13 Isopropyl alcohol	45	2.143	2.140	0.003	99	178007	150.0	101.1	
15 Methyl acetate	43	2.262	2.262	0.000	92	343856	20.0	24.9	
16 3-Chloro-1-propene	41	2.262	2.265	-0.003	91	282273	20.0	17.3	
17 Methylene Chloride	84	2.362	2.365	-0.003	98	148832	20.0	18.9	
* 18 t-Butyl alcohol-d10 (IS)	65	2.407	2.404	0.003	98	552498	250.0	250.0	
19 2-Methyl-2-propanol	59	2.471	2.471	0.000	99	608261	200.0	192.2	
20 Acrylonitrile	53	2.551	2.555	-0.004	99	634528	100.0	93.1	
21 trans-1,2-Dichloroethene	96	2.574	2.580	-0.006	95	139035	20.0	18.9	
22 Methyl tert-butyl ether	73	2.577	2.580	-0.003	96	464769	20.0	18.6	
23 Hexane	57	2.799	2.805	-0.006	95	238502	20.0	17.5	
24 1,1-Dichloroethane	63	2.921	2.924	-0.003	96	274713	20.0	17.2	
25 Isopropyl ether	45	2.966	2.969	-0.003	96	566895	20.0	17.1	
26 2-Chloro-1,3-butadiene	53	2.979	2.982	-0.003	92	252615	20.0	17.7	
27 Tert-butyl ethyl ether	59	3.256	3.256	0.000	99	502146	20.0	18.1	
28 2-Butanone (MEK)	43	3.375	3.378	-0.003	100	2608919	250.0	226.1	
29 cis-1,2-Dichloroethene	96	3.378	3.378	0.000	82	160669	20.0	20.0	
30 2,2-Dichloropropane	77	3.375	3.378	-0.003	41	143872	20.0	18.4	
31 Propionitrile	54	3.423	3.429	-0.006	100	434953	150.0	155.5	

Compound	Sig	RT (min.)	Exp RT (min.)	Dlt RT (min.)	Q	Response	Cal Amt ug/l	OnCol Amt ug/l	Flags
32 Methacrylonitrile	67	3.545	3.545	0.000	94	887344	150.0	146.2	
33 Chlorobromomethane	128	3.561	3.564	-0.003	93	72209	20.0	21.3	
34 Tetrahydrofuran	71	3.571	3.574	-0.003	90	238427	100.0	108.3	
36 Chloroform	83	3.654	3.657	-0.003	94	247098	20.0	18.3	
37 1,1,1-Trichloroethane	97	3.770	3.776	-0.006	98	194982	20.0	18.4	
$ 38 Dibromofluoromethane (Surr)	113	3.780	3.780	0.000	93	255183	50.0	54.2	
39 Cyclohexane	56	3.821	3.828	-0.007	91	289970	20.0	17.2	
40 Carbon tetrachloride	117	3.895	3.899	-0.004	96	157139	20.0	20.1	
41 1,1-Dichloropropene	75	3.902	3.905	-0.003	95	206474	20.0	17.9	
42 Isobutyl alcohol	41	4.034	4.030	0.004	95	463807	500.0	463.7	
$ 43 1,2-Dichloroethane-d4 (Surr)	102	4.043	4.047	-0.004	97	70262	50.0	53.1	
44 Benzene	78	4.056	4.059	-0.003	97	632214	20.0	18.5	
45 1,2-Dichloroethane	62	4.108	4.111	-0.003	97	201607	20.0	17.4	
46 Tert-amyl methyl ether	73	4.182	4.185	-0.003	98	469886	20.0	18.8	
* 47 Fluorobenzene (IS)	96	4.307	4.310	-0.003	98	1126397	50.0	50.0	
48 n-Heptane	43	4.323	4.326	-0.003	96	234636	20.0	16.1	
49 n-Butanol	56	4.571	4.574	-0.003	91	790530	1000.0	968.6	
50 Trichloroethene	95	4.606	4.609	-0.003	98	144913	20.0	17.4	
51 Methylcyclohexane	83	4.789	4.796	-0.007	92	258476	20.0	18.1	
52 1,2-Dichloropropane	63	4.815	4.818	-0.003	95	168563	20.0	18.0	
53 2-ethoxy-2-methyl butane	87	4.837	4.837	0.000	91	225493	20.0	18.4	
54 1,4-Dioxane	88	4.886	4.886	0.000	49	71466	500.0	503.7	
55 Dibromomethane	93	4.886	4.889	-0.003	92	94837	20.0	19.8	
56 Methyl methacrylate	69	4.889	4.892	-0.003	95	160248	20.0	18.7	
57 Dichlorobromomethane	83	5.046	5.050	-0.004	99	190546	20.0	19.8	
58 2-Nitropropane	41	5.236	5.236	0.000	98	79677	20.0	19.5	
59 2-Chloroethyl vinyl ether	63	5.301	5.304	-0.004	91	130423	20.0	18.8	
60 cis-1,3-Dichloropropene	75	5.416	5.419	-0.003	94	250774	20.0	18.6	
61 4-Methyl-2-pentanone (MIBK)	43	5.548	5.548	0.000	98	4311436	250.0	215.4	
$ 62 Toluene-d8 (Surr)	98	5.625	5.625	0.000	94	1071253	50.0	48.0	
63 Toluene	92	5.677	5.680	-0.003	98	382059	20.0	18.1	
64 trans-1,3-Dichloropropene	75	5.870	5.870	0.000	96	231800	20.0	18.4	
65 Ethyl methacrylate	69	5.921	5.924	-0.003	92	251392	20.0	18.1	
66 1,1,2-Trichloroethane	97	6.008	6.008	0.000	91	136198	20.0	18.2	
67 Tetrachloroethene	166	6.056	6.056	0.000	97	140761	20.0	19.4	
68 1,3-Dichloropropane	76	6.120	6.120	0.000	94	244287	20.0	17.9	
70 2-Hexanone	43	6.169	6.172	-0.003	98	3428967	250.0	197.5	
71 Chlorodibromomethane	129	6.265	6.265	0.000	91	135878	20.0	19.9	
72 Ethylene Dibromide	107	6.336	6.336	0.000	98	142538	20.0	18.8	
* 73 Chlorobenzene-d5 (IS)	117	6.641	6.644	-0.003	86	803252	50.0	50.0	
74 Chlorobenzene	112	6.661	6.664	-0.003	91	395794	20.0	18.4	
75 1-Chlorohexane	91	6.664	6.664	0.000	95	203390	20.0	17.4	
76 1,1,1,2-Tetrachloroethane	131	6.725	6.725	0.000	95	128266	20.0	19.1	
77 Ethylbenzene	91	6.731	6.731	0.000	99	738179	20.0	18.2	
78 m-Xylene & p-Xylene	106	6.815	6.815	0.000	98	560224	40.0	37.3	
79 o-Xylene	106	7.046	7.046	0.000	97	269447	20.0	18.4	
80 Styrene	104	7.059	7.059	0.000	95	470322	20.0	18.7	
81 Bromoform	173	7.162	7.162	0.000	96	101435	20.0	20.4	
82 Isopropylbenzene	105	7.265	7.265	0.000	96	691278	20.0	18.3	
$ 83 4-Bromofluorobenzene (Surr)	95	7.365	7.365	0.000	88	396683	50.0	45.2	
84 Bromobenzene	156	7.442	7.442	0.000	95	165508	20.0	20.6	
85 1,1,2,2-Tetrachloroethane	83	7.448	7.448	0.000	93	241213	20.0	20.1	

Compound	Sig	RT (min.)	Exp RT (min.)	Dlt RT (min.)	Q	Response	Cal Amt ug/l	OnCol Amt ug/l	Flags
86 trans-1,4-Dichloro-2-butene	53	7.468	7.471	-0.003	93	412334	100.0	77.7	
87 1,2,3-Trichloropropane	110	7.477	7.477	0.000	85	70149	20.0	18.6	
88 N-Propylbenzene	91	7.503	7.503	0.000	99	837027	20.0	17.9	
89 2-Chlorotoluene	126	7.551	7.551	0.000	96	163118	20.0	19.1	
90 1,3,5-Trimethylbenzene	105	7.609	7.609	0.000	94	553471	20.0	17.4	
91 4-Chlorotoluene	126	7.622	7.622	0.000	98	170095	20.0	19.4	
92 tert-Butylbenzene	134	7.780	7.779	0.001	94	106740	20.0	18.0	
93 1,2,4-Trimethylbenzene	105	7.812	7.812	0.000	98	574460	20.0	17.7	
94 sec-Butylbenzene	105	7.902	7.902	0.000	94	657657	20.0	17.4	
95 1,3-Dichlorobenzene	146	7.963	7.963	0.000	98	304308	20.0	18.7	
96 4-Isopropyltoluene	119	7.985	7.985	0.000	97	563964	20.0	17.6	
* 97 1,4-Dichlorobenzene-d4	152	8.005	8.005	0.000	96	420826	50.0	50.0	
98 1,4-Dichlorobenzene	146	8.017	8.017	0.000	94	312720	20.0	19.0	
99 1,2,3-Trimethylbenzene	105	8.034	8.034	0.000	99	554966	20.0	17.1	
100 Benzyl chloride	91	8.079	8.079	0.000	98	453952	20.0	19.3	
101 1,3-Diethylbenzene	119	8.133	8.133	0.000	95	327713	20.0	17.2	
102 p-Diethylbenzene	119	8.188	8.188	0.000	93	347286	20.0	17.3	
103 n-Butylbenzene	92	8.201	8.201	0.000	98	292739	20.0	16.4	
104 1,2-Dichlorobenzene	146	8.207	8.207	0.000	97	293595	20.0	19.0	
105 o-diethylbenzene	119	8.236	8.239	-0.003	97	256333	20.0	16.3	
106 1,2-Dibromo-3-Chloropropane	75	8.615	8.612	0.003	83	62671	20.0	15.8	
107 1,3,5-Trichlorobenzene	180	8.709	8.709	0.000	97	200088	20.0	18.8	
108 1,2,4-Trichlorobenzene	180	9.027	9.027	0.000	95	174001	20.0	18.2	
109 Hexachlorobutadiene	225	9.098	9.098	0.000	97	70691	20.0	17.6	
110 Naphthalene	128	9.159	9.159	0.000	97	655958	20.0	17.8	
111 1,2,3-Trichlorobenzene	180	9.268	9.268	0.000	94	157989	20.0	18.2	
112 2-Methylnaphthalene	142	9.715	9.712	0.003	92	328086	20.0	19.2	

QC Flag Legend

Processing Flags

Reagents:

MSV_LCS_VOC#1_00088	Amount Added: 100.00	Units: uL	
MSV_LCS_2CEVE_00093	Amount Added: 100.00	Units: uL	
MSV_LCS_ACROL_00090	Amount Added: 100.00	Units: uL	
MSV_LCS_Gases_00121	Amount Added: 100.00	Units: uL	
MSV_HP28_ISSS_00005	Amount Added: 5.92	Units: uL	Run Reagent

Report Date: 30-Dec-2022 14:02:07 Chrom Revision: 2.3 20-Dec-2022 14:14:06

Eurofins Lancaster Laboratories Environment Testing, LLC

Data File:	\\chromfs\Lancaster\ChromData\15830\20221230-74282.b\FD30X04.D				
Injection Date:	30-Dec-2022 12:25:32	Instrument ID:	15830	Operator ID:	kas02648
Lims ID:	LCS			Worklist Smp#:	4
Client ID:					
Purge Vol:	5.000 mL	Dil. Factor:	1.0000	ALS Bottle#:	0
Method:	MSVoa_15830_PT1	Limit Group:	MSV - 8260C_D		

Column: Rxi-624Sil MS Capillary Column (0.25 mm) Y Scaling: Method Defined: Scale to the Nth Largest Peak: 1

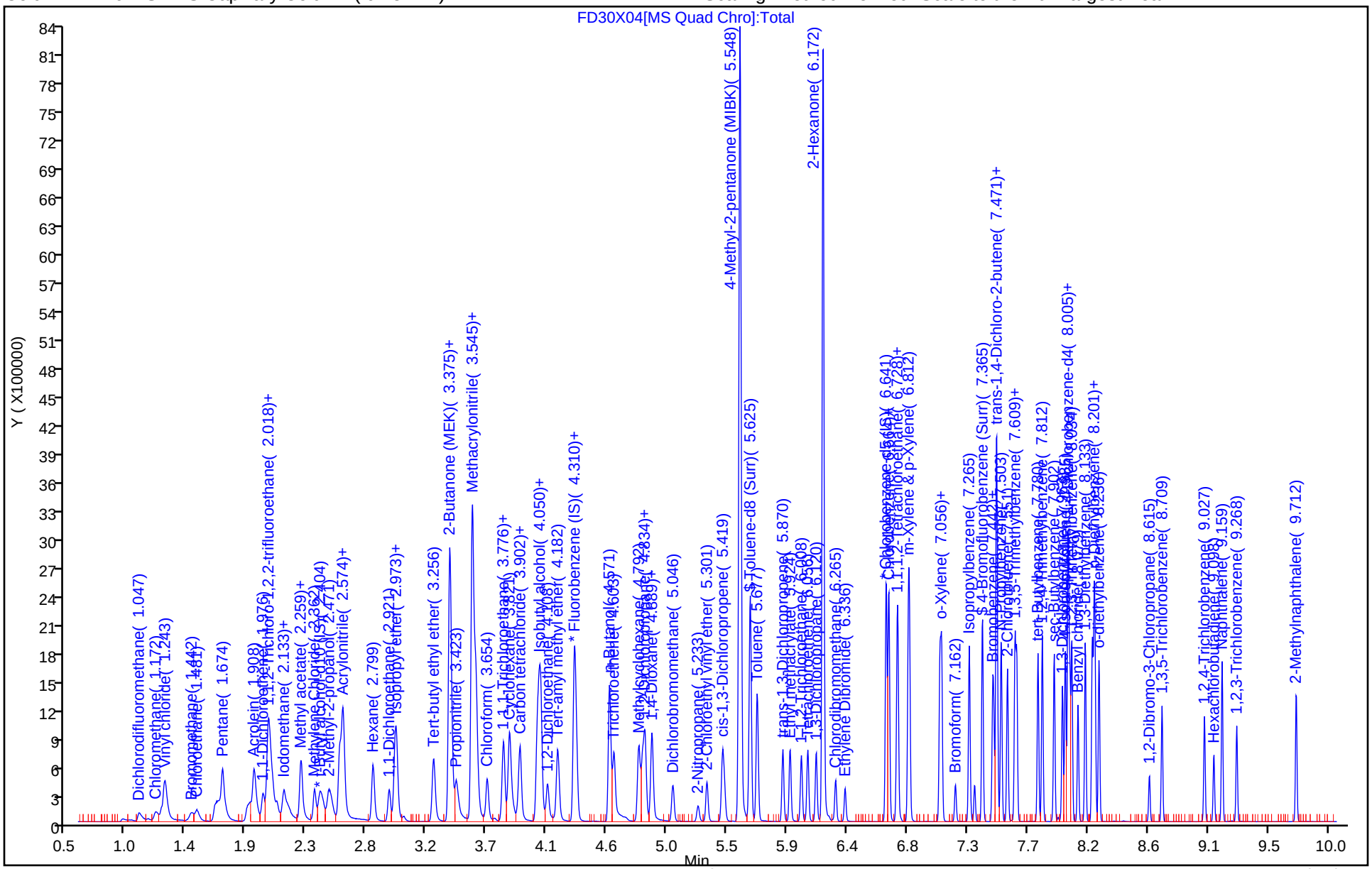

Eurofins Lancaster Laboratories Environment Testing, LLC

Recovery Report

Data File:	\\chromfs\Lancaster\ChromData\15830\20221230-74282.b\FD30X04.D				
Lims ID:	LCS				
Client ID:					
Sample Type:	LCS				
Inject. Date:	30-Dec-2022 12:25:32	ALS Bottle#:	0	Worklist Smp#:	4
Purge Vol:	5.000 mL	Dil. Factor:	1.0000		
Sample Info:	LCS				
Misc. Info.:	410-0074282-004				
Operator ID:	kas02648	Instrument ID:	15830		

Method:	\\chromfs\Lancaster\ChromData\15830\20221230-74282.b\MSVoa_15830_PT1.m		
Limit Group:	MSV - 8260C_D		
Last Update:	30-Dec-2022 11:57:44	Calib Date:	28-Sep-2022 19:40:09
Integrator:	RTE	ID Type:	Deconvolution ID
Quant Method:	Internal Standard	Quant By:	Initial Calibration
Last ICal File:	\\chromfs\Lancaster\ChromData\15830\20220928-67446.b\FS28X15.D		

Column 1 :	Rxi-624Sil MS Capillary Column (0.25 mm)	Det: MS Quad
Process Host:	CTX1658	

First Level Reviewer: UKAD Date: 30-Dec-2022 12:41:21

Compound	Amount Added	Amount Recovered	% Rec.
$ 38 Dibromofluoromethane (Surr)	50.0	54.2	108.46
$ 43 1,2-Dichloroethane-d4 (Surr)	50.0	53.1	106.13
$ 62 Toluene-d8 (Surr)	50.0	48.0	95.96
$ 83 4-Bromofluorobenzene (Surr)	50.0	45.2	90.44

FORM I
GC/MS VOA ORGANICS ANALYSIS DATA SHEET

Lab Name: Eurofins Lancaster Laboratories Environment Testing, LLC
Job No.: 410-110319-1

SDG No.:

Client Sample ID:
Lab Sample ID: LCS 410-331544/4

Matrix: Water
Lab File ID: WD30X94.D

Analysis Method: 8260D
Date Collected:

Sample wt/vol: 5(mL)
Date Analyzed: 12/30/2022 13:01

Soil Aliquot Vol:
Dilution Factor: 1

Soil Extract Vol.:
GC Column: R-624SilMS 30m ID: 0.25(mm)

Purge Volume: 5.0(mL)
Heated Purge: (Y/N) N pH:

% Moisture: % Solids:
Level: (low/med) Low

Analysis Batch No.: 331544
Units: ug/L

CAS NO.	COMPOUND NAME	RESULT	Q	RL	MDL
71-43-2	Benzene	18.6		1.0	0.30
100-41-4	Ethylbenzene	20.3		1.0	0.40
108-88-3	Toluene	21.1		1.0	0.20
1330-20-7	Xylenes, Total	61.9		1.0	0.40

CAS NO.	SURROGATE	%REC	Q	LIMITS
17060-07-0	1,2-Dichloroethane-d4 (Surr)	99		80-120
460-00-4	4-Bromofluorobenzene (Surr)	85		80-120
1868-53-7	Dibromofluoromethane (Surr)	101		80-120
2037-26-5	Toluene-d8 (Surr)	105		80-120

Eurofins Lancaster Laboratories Environment Testing, LLC
Target Compound Quantitation Report

Data File: \\chromfs\Lancaster\ChromData\9137\20221230-74283.b\WD30X94.D
Lims ID: LCS
Client ID:
Sample Type: LCS
Inject. Date: 30-Dec-2022 13:01:30 ALS Bottle#: 4 Worklist Smp#: 4
Purge Vol: 5.000 mL Dil. Factor: 1.0000
Sample Info: 410-0074283-004
Misc. Info.: LCS
Operator ID: kas02648 Instrument ID: 9137

Method: \\chromfs\Lancaster\ChromData\9137\20221230-74283.b\MSVoa_9137.m
Limit Group: MSV - 8260C_D
Last Update: 30-Dec-2022 14:09:41 Calib Date: 27-Oct-2022 17:46:30
Integrator: RTE ID Type: Deconvolution ID
Quant Method: Internal Standard Quant By: Initial Calibration
Last ICal File: \\chromfs\Lancaster\ChromData\9137\20221027-69757.b\WC27X16.D

Column 1 : Rxi-624Sil MS Capillary Column (0.25 mm) Det: MS Quad
Process Host: CTX1658

First Level Reviewer: UKAD Date: 30-Dec-2022 13:34:15

Compound	Sig	RT (min.)	Exp RT (min.)	Dlt RT (min.)	Q	Response	Cal Amt ug/l	OnCol Amt ug/l	Flags
5 Dichlorodifluoromethane	85	1.303	1.309	-0.006	99	241830	20.0	13.2	
6 Chloromethane	50	1.447	1.450	-0.003	99	326525	20.0	17.1	
7 Vinyl chloride	62	1.518	1.524	-0.006	96	307790	20.0	17.0	
8 Butadiene	39	1.524	1.527	-0.003	97	307690	20.0	16.9	
10 Bromomethane	94	1.739	1.749	-0.010	91	184047	20.0	17.7	
11 Chloroethane	64	1.784	1.791	-0.007	99	166431	20.0	18.4	
12 Dichlorofluoromethane	67	1.938	1.945	-0.007	98	362048	20.0	17.4	
13 Pentane	43	1.989	1.999	-0.010	98	306162	20.0	20.0	
14 Trichlorofluoromethane	101	1.986	2.002	-0.016	76	281407	20.0	15.6	
17 1,2-Dichloro-1,1,2-trifluoroetha	67	2.182	2.185	-0.003	81	206285	20.0	16.8	
18 Acrolein	56	2.246	2.246	0.000	99	497939	150.0	216.1	
19 1,1-Dichloroethene	96	2.339	2.349	-0.010	97	157707	20.0	19.2	
20 Acetone	58	2.378	2.381	-0.003	99	491050	250.0	381.6	
21 1,1,2-Trichloro-1,2,2-trifluoroe	101	2.371	2.381	-0.010	67	180563	20.0	20.7	
23 Isopropyl alcohol	45	2.467	2.474	-0.007	36	162646	150.0	116.5	
22 Iodomethane	142	2.490	2.490	0.000	95	282307	20.0	22.6	
24 Carbon disulfide	76	2.548	2.557	-0.009	99	514577	20.0	20.8	
25 3-Chloro-1-propene	41	2.644	2.641	0.003	95	259484	20.0	17.8	
27 Methyl acetate	43	2.654	2.657	-0.003	91	197636	20.0	16.6	
28 Methylene Chloride	84	2.740	2.760	-0.020	93	174458	20.0	19.0	
* 29 t-Butyl alcohol-d10 (IS)	65	2.836	2.798	0.038	85	500461	250.0	250.0	
30 2-Methyl-2-propanol	59	2.888	2.872	0.016	97	458195	200.0	199.4	
31 Acrylonitrile	53	2.958	2.962	-0.004	99	601014	100.0	94.8	
33 trans-1,2-Dichloroethene	96	2.990	3.000	-0.010	98	151771	20.0	18.5	
32 Methyl tert-butyl ether	73	3.006	3.000	0.006	87	505425	20.0	17.9	
34 Hexane	57	3.250	3.257	-0.007	97	220078	20.0	18.4	
35 1,1-Dichloroethane	63	3.379	3.389	-0.010	96	270097	20.0	17.9	
37 Isopropyl ether	45	3.453	3.456	-0.003	95	534799	20.0	17.7	
38 2-Chloro-1,3-butadiene	53	3.465	3.472	-0.007	90	259853	20.0	18.6	
39 Tert-butyl ethyl ether	59	3.799	3.803	-0.004	97	501524	20.0	17.5	
40 cis-1,2-Dichloroethene	96	3.924	3.931	-0.007	76	171529	20.0	19.3	

Compound	Sig	RT (min.)	Exp RT (min.)	Dlt RT (min.)	Q	Response	Cal Amt ug/l	OnCol Amt ug/l	Flags
41 2-Butanone (MEK)	43	3.943	3.947	-0.004	100	2051861	250.0	226.4	
42 2,2-Dichloropropane	77	3.937	3.950	-0.013	46	262787	20.0	17.5	
44 Propionitrile	54	4.004	3.998	0.006	94	391930	150.0	200.4	
45 Methacrylonitrile	67	4.142	4.156	-0.014	92	814940	150.0	141.3	
46 Chlorobromomethane	128	4.162	4.162	0.000	94	82643	20.0	20.0	
47 Tetrahydrofuran	71	4.203	4.210	-0.007	75	221843	100.0	146.2	
48 Chloroform	83	4.236	4.242	-0.006	94	250090	20.0	17.7	
$ 50 Dibromofluoromethane (Surr)	113	4.396	4.396	0.000	94	336462	50.0	50.6	
51 1,1,1-Trichloroethane	97	4.428	4.435	-0.007	98	254205	20.0	18.2	
52 Cyclohexane	56	4.495	4.502	-0.007	92	360419	20.0	19.7	
53 1,1-Dichloropropene	75	4.588	4.592	-0.004	96	228849	20.0	19.0	
54 Carbon tetrachloride	117	4.595	4.598	-0.003	92	204243	20.0	18.9	
55 Isobutyl alcohol	41	4.698	4.717	-0.019	94	338611	500.0	508.8	
$ 56 1,2-Dichloroethane-d4 (Surr)	102	4.726	4.736	-0.010	91	87869	50.0	49.3	
57 Benzene	78	4.794	4.797	-0.003	95	654118	20.0	18.6	
58 1,2-Dichloroethane	62	4.803	4.807	-0.004	96	194961	20.0	18.0	
60 Tert-amyl methyl ether	73	4.916	4.919	-0.003	98	507682	20.0	18.4	
* 61 Fluorobenzene (IS)	96	5.073	5.073	0.000	98	1435966	50.0	50.0	
62 n-Heptane	43	5.083	5.080	0.003	83	208138	20.0	19.0	
63 n-Butanol	56	5.384	5.381	0.003	89	540904	1000.0	940.6	
64 Trichloroethene	95	5.442	5.452	-0.010	98	149251	20.0	17.5	
65 Methylcyclohexane	83	5.657	5.657	0.000	92	307249	20.0	21.1	
66 1,2-Dichloropropane	63	5.676	5.680	-0.004	97	167348	20.0	18.0	
67 2-ethoxy-2-methyl butane	87	5.728	5.728	0.000	95	227392	20.0	18.1	
68 Dibromomethane	93	5.789	5.789	0.000	96	97396	20.0	17.8	
69 Methyl methacrylate	69	5.808	5.815	-0.007	92	137483	20.0	15.3	
70 1,4-Dioxane	88	5.817	5.815	0.002	48	58732	500.0	434.3	
72 Dichlorobromomethane	83	5.962	5.965	-0.003	99	180313	20.0	17.6	
74 2-Nitropropane	41	6.196	6.206	-0.010	94	56778	20.0	20.4	
75 2-Chloroethyl vinyl ether	63	6.296	6.293	0.003	90	106789	20.0	15.7	
77 cis-1,3-Dichloropropene	75	6.450	6.450	0.000	96	219596	20.0	16.4	
78 4-Methyl-2-pentanone (MIBK)	43	6.620	6.623	-0.003	97	3846532	250.0	220.5	
$ 79 Toluene-d8 (Surr)	98	6.735	6.739	-0.004	93	1350191	50.0	52.5	
80 Toluene	92	6.806	6.809	-0.003	99	394870	20.0	21.1	
81 trans-1,3-Dichloropropene	75	7.053	7.050	0.003	95	190788	20.0	17.5	
83 Ethyl methacrylate	69	7.175	7.175	0.000	90	228161	20.0	18.2	
84 1,1,2-Trichloroethane	97	7.242	7.246	-0.004	89	128654	20.0	18.6	
86 Tetrachloroethene	166	7.396	7.397	0.000	99	162501	20.0	22.7	
87 1,3-Dichloropropane	76	7.416	7.419	-0.003	90	218695	20.0	18.8	
90 2-Hexanone	43	7.518	7.518	0.000	97	2462306	250.0	232.9	
91 Chlorodibromomethane	129	7.637	7.640	-0.003	90	130049	20.0	19.8	
93 Ethylene Dibromide	107	7.746	7.746	0.000	98	136460	20.0	19.7	
* 94 Chlorobenzene-d5 (IS)	117	8.189	8.192	-0.003	86	971772	50.0	50.0	
95 1-Chlorohexane	91	8.211	8.212	-0.001	97	196748	20.0	19.5	
96 Chlorobenzene	112	8.218	8.215	0.003	95	379896	20.0	20.0	
97 1,1,1,2-Tetrachloroethane	131	8.295	8.292	0.003	94	152707	20.0	21.4	
98 Ethylbenzene	91	8.320	8.324	-0.004	98	714460	20.0	20.3	
99 m-Xylene & p-Xylene	106	8.430	8.430	0.000	100	542743	40.0	41.0	
100 o-Xylene	106	8.763	8.767	-0.004	97	291072	20.0	20.9	
101 Styrene	104	8.776	8.776	0.000	95	426377	20.0	19.6	
102 Bromoform	173	8.921	8.921	0.000	96	100704	20.0	20.5	
103 Isopropylbenzene	105	9.071	9.072	-0.001	96	779068	20.0	22.3	

Compound	Sig	RT (min.)	Exp RT (min.)	Dlt RT (min.)	Q	Response	Cal Amt ug/l	OnCol Amt ug/l	Flags
$ 106 4-Bromofluorobenzene (Surr)	95	9.187	9.187	0.000	91	424236	50.0	42.3	
108 1,1,2,2-Tetrachloroethane	83	9.306	9.303	0.003	94	254510	20.0	20.5	
107 Bromobenzene	156	9.302	9.306	-0.004	93	156874	20.0	21.1	
109 1,2,3-Trichloropropane	110	9.338	9.338	0.000	83	69447	20.0	19.4	
110 trans-1,4-Dichloro-2-butene	53	9.351	9.351	-0.001	92	318145	100.0	83.3	
111 N-Propylbenzene	91	9.395	9.396	-0.001	99	826640	20.0	22.0	
112 2-Chlorotoluene	126	9.456	9.457	-0.001	97	165887	20.0	21.7	
113 1,3,5-Trimethylbenzene	105	9.533	9.534	-0.001	95	605111	20.0	22.0	
114 4-Chlorotoluene	126	9.540	9.543	-0.003	98	149422	20.0	19.9	
116 tert-Butylbenzene	134	9.777	9.781	-0.004	92	118190	20.0	23.3	
118 1,2,4-Trimethylbenzene	105	9.813	9.813	0.000	97	605243	20.0	21.4	
119 sec-Butylbenzene	105	9.941	9.938	0.003	94	760083	20.0	24.0	
141 1,3-Dichlorobenzene	146	10.015	10.015	0.000	98	294408	20.0	21.1	
143 4-Isopropyltoluene	119	10.047	10.044	0.003	97	624651	20.0	23.2	
* 144 1,4-Dichlorobenzene-d4	152	10.063	10.063	0.000	94	511875	50.0	50.0	
145 1,4-Dichlorobenzene	146	10.079	10.079	0.000	95	309843	20.0	21.3	
146 1,2,3-Trimethylbenzene	105	10.121	10.118	0.003	98	640765	20.0	21.9	
147 Benzyl chloride	91	10.178	10.175	0.003	98	402159	20.0	16.5	
148 1,3-Diethylbenzene	119	10.259	10.259	0.000	94	356514	20.0	22.0	
149 p-Diethylbenzene	119	10.320	10.320	0.000	94	365260	20.0	22.3	
150 n-Butylbenzene	92	10.336	10.339	-0.003	98	290600	20.0	21.6	
151 1,2-Dichlorobenzene	146	10.345	10.345	0.000	98	307594	20.0	21.4	
152 o-diethylbenzene	119	10.400	10.403	-0.003	94	313440	20.0	23.0	
153 1,2-Dibromo-3-Chloropropane	75	10.884	10.881	0.003	86	61677	20.0	17.7	
154 1,3,5-Trichlorobenzene	180	11.029	11.026	0.003	97	227548	20.0	23.5	
156 1,2,4-Trichlorobenzene	180	11.436	11.437	-0.001	93	217980	20.0	22.7	
157 Hexachlorobutadiene	225	11.545	11.546	-0.001	95	81630	20.0	24.4	
158 Naphthalene	128	11.600	11.600	0.000	96	920812	20.0	21.8	
159 1,2,3-Trichlorobenzene	180	11.754	11.754	0.000	95	244169	20.0	24.3	
160 2-Methylnaphthalene	142	12.319	12.322	-0.003	91	504129	20.0	21.8	

QC Flag Legend

Processing Flags

Reagents:

MSV_LCS_2CEVE_00093	Amount Added: 50.00	Units: uL	
MSV_LCS_ACROL_00090	Amount Added: 50.00	Units: uL	
MSV_LCS_Gases_00121	Amount Added: 50.00	Units: uL	
MSV_LCS_VOC#1_00088	Amount Added: 50.00	Units: uL	
MSV_Cent_ISSS_00015	Amount Added: 5.00	Units: uL	Run Reagent

Report Date: 30-Dec-2022 14:09:47 Chrom Revision: 2.3 20-Dec-2022 14:14:06

Eurofins Lancaster Laboratories Environment Testing, LLC

Data File:	\\chromfs\Lancaster\ChromData\9137\20221230-74283.b\WD30X94.D				
Injection Date:	30-Dec-2022 13:01:30	Instrument ID:	9137	Operator ID:	kas02648
Lims ID:	LCS			Worklist Smp#:	4
Client ID:					
Purge Vol:	5.000 mL	Dil. Factor:	1.0000	ALS Bottle#:	4
Method:	MSVoa_9137	Limit Group:	MSV - 8260C_D		

Column: Rxi-624Sil MS Capillary Column (0.25 mm) Y Scaling: Method Defined: Scale to the Nth Largest Target: 1

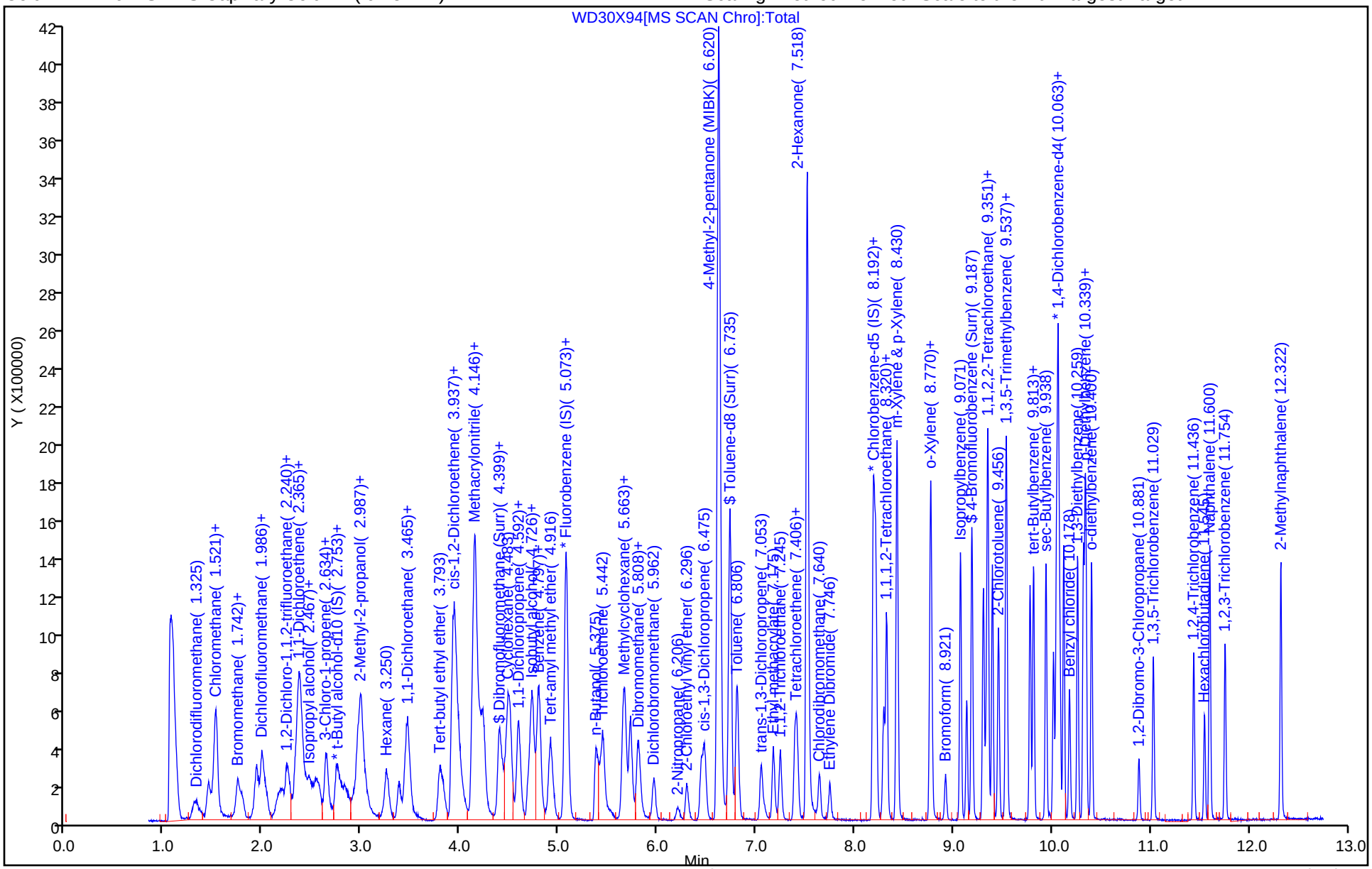

Eurofins Lancaster Laboratories Environment Testing, LLC

Recovery Report

Data File:	\\chromfs\Lancaster\ChromData\9137\20221230-74283.b\WD30X94.D				
Lims ID:	LCS				
Client ID:					
Sample Type:	LCS				
Inject. Date:	30-Dec-2022 13:01:30	ALS Bottle#:	4	Worklist Smp#:	4
Purge Vol:	5.000 mL	Dil. Factor:	1.0000		
Sample Info:	410-0074283-004				
Misc. Info.:	LCS				
Operator ID:	kas02648	Instrument ID:	9137		
Method:	\\chromfs\Lancaster\ChromData\9137\20221230-74283.b\MSVoa_9137.m				
Limit Group:	MSV - 8260C_D				
Last Update:	30-Dec-2022 14:09:41	Calib Date:	27-Oct-2022 17:46:30		
Integrator:	RTE	ID Type:	Deconvolution ID		
Quant Method:	Internal Standard	Quant By:	Initial Calibration		
Last ICal File:	\\chromfs\Lancaster\ChromData\9137\20221027-69757.b\WC27X16.D				
Column 1 :	Rxi-624Sil MS Capillary Column (0.25 mm)		Det: MS Quad		
Process Host:	CTX1658				

First Level Reviewer: UKAD Date: 30-Dec-2022 13:34:15

Compound	Amount Added	Amount Recovered	% Rec.
$ 50 Dibromofluoromethane (Surr)	50.0	50.6	101.20
$ 56 1,2-Dichloroethane-d4 (Surr)	50.0	49.3	98.67
$ 79 Toluene-d8 (Surr)	50.0	52.5	104.95
$ 106 4-Bromofluorobenzene (Surr)	50.0	42.3	84.66

FORM I
GC/MS VOA ORGANICS ANALYSIS DATA SHEET

Lab Name: Eurofins Lancaster Laboratories Environment Testing, LLC
Job No.: 410-110319-1

SDG No.:

Client Sample ID:
Lab Sample ID: LCSD 410-331543/5

Matrix: Water
Lab File ID: FD30X05.D

Analysis Method: 8260D
Date Collected:

Sample wt/vol: 5(mL)
Date Analyzed: 12/30/2022 12:51

Soil Aliquot Vol:
Dilution Factor: 1

Soil Extract Vol.:
GC Column: R-624SilMS 30m ID: 0.25(mm)

Purge Volume: 5.0(mL)
Heated Purge: (Y/N) N pH:

% Moisture: % Solids:
Level: (low/med) Low

Analysis Batch No.: 331543
Units: ug/L

CAS NO.	COMPOUND NAME	RESULT	Q	RL	MDL
71-43-2	Benzene	18.6		1.0	0.30
100-41-4	Ethylbenzene	18.3		1.0	0.40
108-88-3	Toluene	18.6		1.0	0.20
1330-20-7	Xylenes, Total	56.0		1.0	0.40

CAS NO.	SURROGATE	%REC	Q	LIMITS
17060-07-0	1,2-Dichloroethane-d4 (Surr)	104		80-120
460-00-4	4-Bromofluorobenzene (Surr)	93		80-120
1868-53-7	Dibromofluoromethane (Surr)	108		80-120
2037-26-5	Toluene-d8 (Surr)	98		80-120

Eurofins Lancaster Laboratories Environment Testing, LLC
Target Compound Quantitation Report

Data File: \\chromfs\Lancaster\ChromData\15830\20221230-74282.b\FD30X05.D
Lims ID: LCSD
Client ID:
Sample Type: LCSD
Inject. Date: 30-Dec-2022 12:51:17 ALS Bottle#: 0 Worklist Smp#: 5
Purge Vol: 5.000 mL Dil. Factor: 1.0000
Sample Info: LCSD
Misc. Info.: 410-0074282-005
Operator ID: kas02648 Instrument ID: 15830

Method: \\chromfs\Lancaster\ChromData\15830\20221230-74282.b\MSVoa_15830_PT1.m
Limit Group: MSV - 8260C_D
Last Update: 30-Dec-2022 11:57:44 Calib Date: 28-Sep-2022 19:40:09
Integrator: RTE ID Type: Deconvolution ID
Quant Method: Internal Standard Quant By: Initial Calibration
Last ICal File: \\chromfs\Lancaster\ChromData\15830\20220928-67446.b\FS28X15.D

Column 1 : Rxi-624Sil MS Capillary Column (0.25 mm) Det: MS Quad
Process Host: CTX1658

First Level Reviewer: UKAD Date: 30-Dec-2022 13:31:40

Compound	Sig	RT (min.)	Exp RT (min.)	Dlt RT (min.)	Q	Response	Cal Amt ug/l	OnCol Amt ug/l	Flags
1 Dichlorodifluoromethane	85	1.050	1.053	-0.003	99	152972	20.0	15.7	
2 Chloromethane	50	1.172	1.175	-0.003	100	189007	20.0	14.1	
3 Vinyl chloride	62	1.236	1.243	-0.007	63	170795	20.0	16.3	
4 Bromomethane	94	1.429	1.449	-0.020	90	109779	20.0	18.1	
5 Chloroethane	64	1.481	1.487	-0.006	100	111520	20.0	16.9	
6 Trichlorofluoromethane	101	1.612	1.619	-0.007	97	193998	20.0	16.3	
7 Pentane	43	1.670	1.680	-0.010	96	306706	20.0	17.2	
8 Acrolein	56	1.908	1.912	-0.004	100	458190	150.0	126.5	
9 1,1-Dichloroethene	96	1.973	1.982	-0.009	95	128361	20.0	18.6	
11 1,1,2-Trichloro-1,2,2-trifluoroe	101	2.018	2.024	-0.006	40	123944	20.0	18.9	
10 Acetone	58	2.018	2.024	-0.006	100	491007	250.0	278.3	
12 Iodomethane	142	2.079	2.085	-0.006	98	205472	20.0	21.1	
14 Carbon disulfide	76	2.130	2.137	-0.007	100	423064	20.0	19.2	
13 Isopropyl alcohol	45	2.143	2.140	0.003	100	217934	150.0	116.3	
15 Methyl acetate	43	2.262	2.262	0.000	83	345418	20.0	23.7	
16 3-Chloro-1-propene	41	2.259	2.265	-0.006	91	298132	20.0	17.4	
17 Methylene Chloride	84	2.362	2.365	-0.003	98	154074	20.0	18.6	
* 18 t-Butyl alcohol-d10 (IS)	65	2.407	2.404	0.003	98	588526	250.0	250.0	
19 2-Methyl-2-propanol	59	2.468	2.471	-0.003	99	611724	200.0	181.4	
20 Acrylonitrile	53	2.548	2.555	-0.007	98	658869	100.0	91.8	
21 trans-1,2-Dichloroethene	96	2.574	2.580	-0.006	96	146212	20.0	18.9	
22 Methyl tert-butyl ether	73	2.577	2.580	-0.003	97	474815	20.0	18.0	
23 Hexane	57	2.799	2.805	-0.006	94	256058	20.0	17.8	
24 1,1-Dichloroethane	63	2.918	2.924	-0.006	96	291797	20.0	17.4	
25 Isopropyl ether	45	2.963	2.969	-0.006	96	587383	20.0	16.8	
26 2-Chloro-1,3-butadiene	53	2.976	2.982	-0.006	92	267151	20.0	17.8	
27 Tert-butyl ethyl ether	59	3.252	3.256	-0.004	99	521388	20.0	17.8	
28 2-Butanone (MEK)	43	3.374	3.378	-0.004	99	2653553	250.0	218.3	
29 cis-1,2-Dichloroethene	96	3.374	3.378	-0.004	73	164679	20.0	19.4	
30 2,2-Dichloropropane	77	3.371	3.378	-0.007	48	151584	20.0	18.4	
31 Propionitrile	54	3.423	3.429	-0.006	100	431610	150.0	144.8	

Compound	Sig	RT (min.)	Exp RT (min.)	Dlt RT (min.)	Q	Response	Cal Amt ug/l	OnCol Amt ug/l	Flags
32 Methacrylonitrile	67	3.545	3.545	0.000	94	912097	150.0	142.7	
33 Chlorobromomethane	128	3.561	3.564	-0.003	90	74776	20.0	20.9	
34 Tetrahydrofuran	71	3.574	3.574	0.000	91	254157	100.0	108.4	
36 Chloroform	83	3.654	3.657	-0.003	94	259351	20.0	18.2	
37 1,1,1-Trichloroethane	97	3.770	3.776	-0.006	98	201555	20.0	18.1	
$ 38 Dibromofluoromethane (Surr)	113	3.776	3.780	-0.004	93	267964	50.0	54.1	
39 Cyclohexane	56	3.821	3.828	-0.007	94	308721	20.0	17.4	
40 Carbon tetrachloride	117	3.892	3.899	-0.007	95	169697	20.0	20.6	
41 1,1-Dichloropropene	75	3.902	3.905	-0.003	95	219429	20.0	18.0	
42 Isobutyl alcohol	41	4.030	4.030	0.000	96	465885	500.0	437.3	
$ 43 1,2-Dichloroethane-d4 (Surr)	102	4.046	4.047	-0.001	97	72558	50.0	52.0	
44 Benzene	78	4.056	4.059	-0.003	97	668917	20.0	18.6	
45 1,2-Dichloroethane	62	4.108	4.111	-0.003	97	209409	20.0	17.2	
46 Tert-amyl methyl ether	73	4.182	4.185	-0.003	98	490533	20.0	18.7	
* 47 Fluorobenzene (IS)	96	4.307	4.310	-0.003	99	1186561	50.0	50.0	
48 n-Heptane	43	4.323	4.326	-0.003	96	247483	20.0	16.1	
49 n-Butanol	56	4.571	4.574	-0.003	90	793518	1000.0	912.7	
50 Trichloroethene	95	4.603	4.609	-0.006	99	153406	20.0	17.5	
51 Methylcyclohexane	83	4.789	4.796	-0.007	94	277278	20.0	18.4	
52 1,2-Dichloropropane	63	4.815	4.818	-0.003	97	179461	20.0	18.2	
53 2-ethoxy-2-methyl butane	87	4.837	4.837	0.000	91	246382	20.0	19.1	
54 1,4-Dioxane	88	4.889	4.886	0.003	46	69600	500.0	460.5	
55 Dibromomethane	93	4.886	4.889	-0.003	95	96093	20.0	19.0	
56 Methyl methacrylate	69	4.892	4.892	0.000	95	168361	20.0	18.6	
57 Dichlorobromomethane	83	5.046	5.050	-0.004	99	198563	20.0	19.6	
58 2-Nitropropane	41	5.233	5.236	-0.003	99	83314	20.0	19.2	
59 2-Chloroethyl vinyl ether	63	5.300	5.304	-0.004	91	134919	20.0	18.5	
60 cis-1,3-Dichloropropene	75	5.416	5.419	-0.003	94	264306	20.0	18.6	
61 4-Methyl-2-pentanone (MIBK)	43	5.548	5.548	0.000	98	4423596	250.0	209.8	
$ 62 Toluene-d8 (Surr)	98	5.625	5.625	0.000	94	1137153	50.0	48.8	
63 Toluene	92	5.677	5.680	-0.003	98	410080	20.0	18.6	
64 trans-1,3-Dichloropropene	75	5.870	5.870	0.000	95	245584	20.0	18.7	
65 Ethyl methacrylate	69	5.924	5.924	0.000	92	263585	20.0	18.2	
66 1,1,2-Trichloroethane	97	6.008	6.008	0.000	91	142702	20.0	18.2	
67 Tetrachloroethene	166	6.056	6.056	0.000	98	152200	20.0	20.1	
68 1,3-Dichloropropane	76	6.120	6.120	0.000	95	256274	20.0	18.0	
70 2-Hexanone	43	6.169	6.172	-0.003	98	3663658	250.0	202.3	
71 Chlorodibromomethane	129	6.265	6.265	0.000	91	138802	20.0	19.5	
72 Ethylene Dibromide	107	6.336	6.336	0.000	98	150633	20.0	19.1	
* 73 Chlorobenzene-d5 (IS)	117	6.644	6.644	0.000	87	837765	50.0	50.0	
74 Chlorobenzene	112	6.661	6.664	-0.004	93	426676	20.0	19.1	
75 1-Chlorohexane	91	6.664	6.664	0.000	95	219629	20.0	18.0	
76 1,1,1,2-Tetrachloroethane	131	6.722	6.725	-0.003	95	135296	20.0	19.3	
77 Ethylbenzene	91	6.728	6.731	-0.003	99	776834	20.0	18.3	
78 m-Xylene & p-Xylene	106	6.812	6.815	-0.003	99	584069	40.0	37.3	
79 o-Xylene	106	7.046	7.046	0.000	97	285534	20.0	18.7	
80 Styrene	104	7.059	7.059	0.000	95	494284	20.0	18.9	
81 Bromoform	173	7.162	7.162	0.000	97	105865	20.0	20.4	
82 Isopropylbenzene	105	7.265	7.265	0.000	96	736082	20.0	18.6	
$ 83 4-Bromofluorobenzene (Surr)	95	7.361	7.365	-0.004	88	423530	50.0	46.3	
84 Bromobenzene	156	7.442	7.442	0.000	95	173737	20.0	20.6	
85 1,1,2,2-Tetrachloroethane	83	7.448	7.448	0.000	93	257551	20.0	20.4	

Compound	Sig	RT (min.)	Exp RT (min.)	Dlt RT (min.)	Q	Response	Cal Amt ug/l	OnCol Amt ug/l	Flags
86 trans-1,4-Dichloro-2-butene	53	7.468	7.471	-0.003	92	434317	100.0	78.1	
87 1,2,3-Trichloropropane	110	7.474	7.477	-0.003	85	74306	20.0	18.8	
88 N-Propylbenzene	91	7.503	7.503	0.000	99	896204	20.0	18.3	
89 2-Chlorotoluene	126	7.551	7.551	0.000	96	169291	20.0	18.9	
90 1,3,5-Trimethylbenzene	105	7.606	7.609	-0.003	94	588210	20.0	17.7	
91 4-Chlorotoluene	126	7.619	7.622	-0.003	98	171005	20.0	18.7	
92 tert-Butylbenzene	134	7.779	7.779	0.000	94	115819	20.0	18.7	
93 1,2,4-Trimethylbenzene	105	7.812	7.812	0.000	98	607996	20.0	17.9	
94 sec-Butylbenzene	105	7.902	7.902	0.000	94	720499	20.0	18.2	
95 1,3-Dichlorobenzene	146	7.963	7.963	0.000	98	320188	20.0	18.8	
96 4-Isopropyltoluene	119	7.985	7.985	0.000	97	602117	20.0	17.9	
* 97 1,4-Dichlorobenzene-d4	152	8.005	8.005	-0.001	96	440851	50.0	50.0	
98 1,4-Dichlorobenzene	146	8.017	8.017	0.000	96	331151	20.0	19.2	
99 1,2,3-Trimethylbenzene	105	8.033	8.034	-0.001	99	595214	20.0	17.6	
100 Benzyl chloride	91	8.078	8.079	-0.001	99	462711	20.0	18.8	
101 1,3-Diethylbenzene	119	8.133	8.133	0.000	96	351285	20.0	17.6	
102 p-Diethylbenzene	119	8.185	8.188	-0.003	93	375674	20.0	17.8	
103 n-Butylbenzene	92	8.201	8.201	0.000	98	314602	20.0	16.8	
104 1,2-Dichlorobenzene	146	8.207	8.207	0.000	97	305809	20.0	18.9	
105 o-diethylbenzene	119	8.236	8.239	-0.003	96	280957	20.0	17.1	
106 1,2-Dibromo-3-Chloropropane	75	8.612	8.612	0.000	84	63341	20.0	15.2	
107 1,3,5-Trichlorobenzene	180	8.709	8.709	0.000	97	203929	20.0	18.3	
108 1,2,4-Trichlorobenzene	180	9.027	9.027	0.000	94	183511	20.0	18.4	
109 Hexachlorobutadiene	225	9.098	9.098	0.000	97	74200	20.0	17.7	
110 Naphthalene	128	9.159	9.159	0.000	97	672473	20.0	17.5	
111 1,2,3-Trichlorobenzene	180	9.268	9.268	0.000	96	162660	20.0	17.9	
112 2-Methylnaphthalene	142	9.715	9.712	0.003	93	317312	20.0	17.7	

QC Flag Legend

Processing Flags

Reagents:

MSV_LCS_VOC#1_00088	Amount Added: 100.00	Units: uL	
MSV_LCS_2CEVE_00093	Amount Added: 100.00	Units: uL	
MSV_LCS_ACROL_00090	Amount Added: 100.00	Units: uL	
MSV_LCS_Gases_00121	Amount Added: 100.00	Units: uL	
MSV_HP28_ISSS_00005	Amount Added: 5.92	Units: uL	Run Reagent

Report Date: 30-Dec-2022 14:02:10 Chrom Revision: 2.3 20-Dec-2022 14:14:06

Eurofins Lancaster Laboratories Environment Testing, LLC

Data File:	\\chromfs\Lancaster\ChromData\15830\20221230-74282.b\FD30X05.D				
Injection Date:	30-Dec-2022 12:51:17	Instrument ID:	15830	Operator ID:	kas02648
Lims ID:	LCSD			Worklist Smp#:	5
Client ID:					
Purge Vol:	5.000 mL	Dil. Factor:	1.0000	ALS Bottle#:	0
Method:	MSVoa_15830_PT1	Limit Group:	MSV - 8260C_D		

Column: Rxi-624Sil MS Capillary Column (0.25 mm) Y Scaling: Method Defined: Scale to the Nth Largest Peak: 1

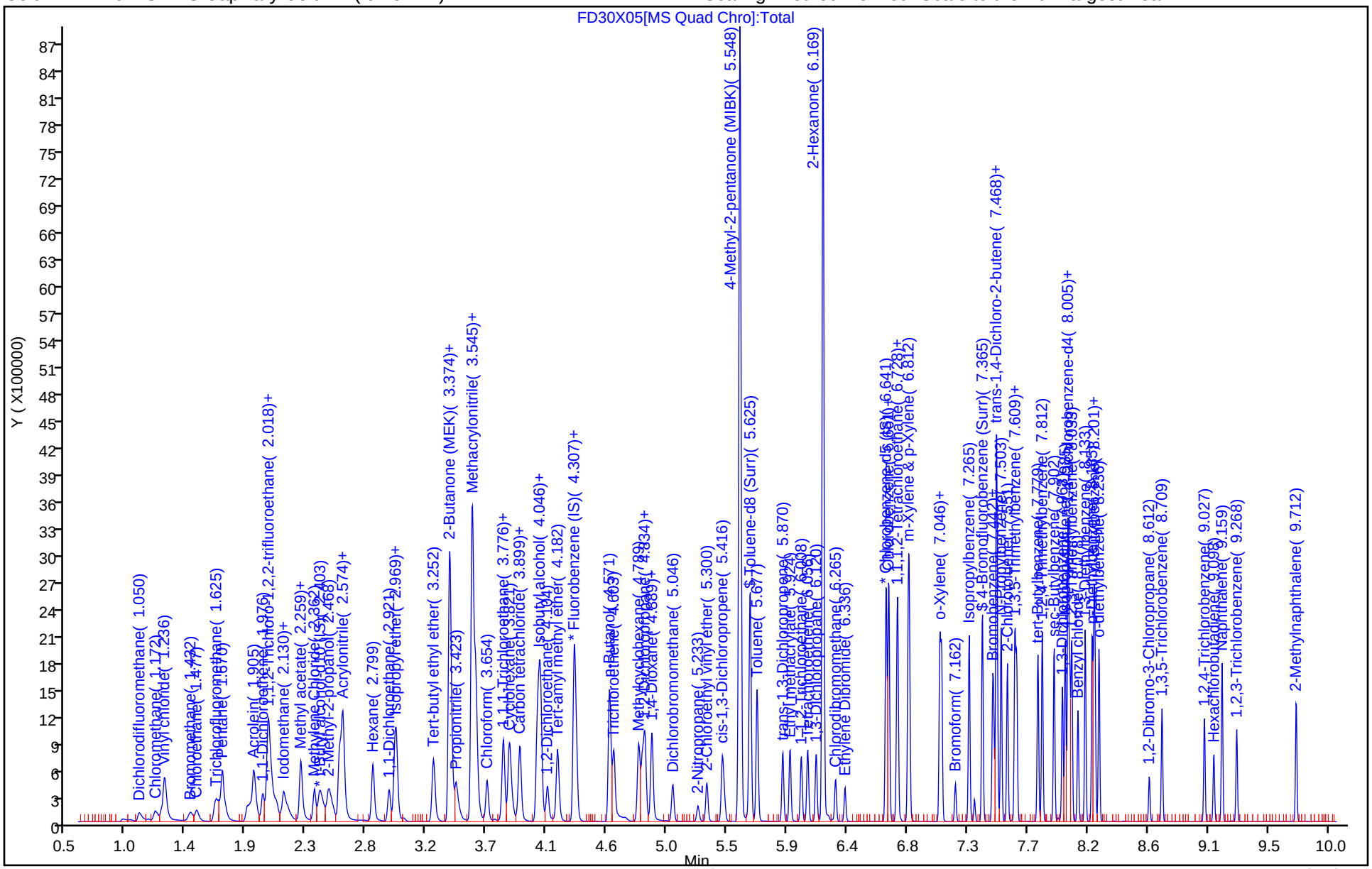

Eurofins Lancaster Laboratories Environment Testing, LLC

Recovery Report

Data File:	\\chromfs\Lancaster\ChromData\15830\20221230-74282.b\FD30X05.D				
Lims ID:	LCSD				
Client ID:					
Sample Type:	LCSD				
Inject. Date:	30-Dec-2022 12:51:17	ALS Bottle#:	0	Worklist Smp#:	5
Purge Vol:	5.000 mL	Dil. Factor:	1.0000		
Sample Info:	LCSD				
Misc. Info.:	410-0074282-005				
Operator ID:	kas02648	Instrument ID:	15830		
Method:	\\chromfs\Lancaster\ChromData\15830\20221230-74282.b\MSVoa_15830_PT1.m				
Limit Group:	MSV - 8260C_D				
Last Update:	30-Dec-2022 11:57:44	Calib Date:	28-Sep-2022 19:40:09		
Integrator:	RTE	ID Type:	Deconvolution ID		
Quant Method:	Internal Standard	Quant By:	Initial Calibration		
Last ICal File:	\\chromfs\Lancaster\ChromData\15830\20220928-67446.b\FS28X15.D				
Column 1 :	Rxi-624Sil MS Capillary Column (0.25 mm)		Det: MS Quad		
Process Host:	CTX1658				

First Level Reviewer: UKAD Date: 30-Dec-2022 13:31:40

Compound	Amount Added	Amount Recovered	% Rec.
$ 38 Dibromofluoromethane (Surr)	50.0	54.1	108.12
$ 43 1,2-Dichloroethane-d4 (Surr)	50.0	52.0	104.04
$ 62 Toluene-d8 (Surr)	50.0	48.8	97.67
$ 83 4-Bromofluorobenzene (Surr)	50.0	46.3	92.58

FORM I
GC/MS VOA ORGANICS ANALYSIS DATA SHEET

Lab Name: Eurofins Lancaster Laboratories Environment Testing, LLC
Job No.: 410-110319-1

SDG No.:

Client Sample ID: MW-10S-20221219 MS
Lab Sample ID: 410-110319-2 MS

Matrix: Groundwater
Lab File ID: WD30X19.D

Analysis Method: 8260D
Date Collected: 12/19/2022 13:55

Sample wt/vol: 5(mL)
Date Analyzed: 12/30/2022 17:57

Soil Aliquot Vol:
Dilution Factor: 1

Soil Extract Vol.:
GC Column: R-624SilMS 30m ID: 0.25(mm)

Purge Volume: 5.0(mL)
Heated Purge: (Y/N) N pH:

% Moisture: % Solids:
Level: (low/med) Low

Analysis Batch No.: 331544
Units: ug/L

CAS NO.	COMPOUND NAME	RESULT	Q	RL	MDL
71-43-2	Benzene	20.6		1.0	0.30
100-41-4	Ethylbenzene	23.0		1.0	0.40
108-88-3	Toluene	23.6		1.0	0.20
1330-20-7	Xylenes, Total	70.2		1.0	0.40

CAS NO.	SURROGATE	%REC	Q	LIMITS
17060-07-0	1,2-Dichloroethane-d4 (Surr)	99		80-120
460-00-4	4-Bromofluorobenzene (Surr)	88		80-120
1868-53-7	Dibromofluoromethane (Surr)	101		80-120
2037-26-5	Toluene-d8 (Surr)	106		80-120

Eurofins Lancaster Laboratories Environment Testing, LLC
Target Compound Quantitation Report

Data File: \\chromfs\Lancaster\ChromData\9137\20221230-74283.b\WD30X19.D
Lims ID: 410-110319-A-2 MS
Client ID: MW-10S-20221219
Sample Type: MS
Inject. Date: 30-Dec-2022 17:57:30 ALS Bottle#: 19 Worklist Smp#: 19
Purge Vol: 5.000 mL Dil. Factor: 1.0000
Sample Info: 410-0074283-019
Operator ID: kas02648 Instrument ID: 9137

Method: \\chromfs\Lancaster\ChromData\9137\20221230-74283.b\MSVoa_9137.m
Limit Group: MSV - 8260C_D
Last Update: 03-Jan-2023 13:52:05 Calib Date: 27-Oct-2022 17:46:30
Integrator: RTE ID Type: Deconvolution ID
Quant Method: Internal Standard Quant By: Initial Calibration
Last ICal File: \\chromfs\Lancaster\ChromData\9137\20221027-69757.b\WC27X16.D

Column 1 : Rxi-624Sil MS Capillary Column (0.25 mm) Det: MS Quad
Process Host: CTX1616

First Level Reviewer: DVW2 Date: 03-Jan-2023 13:52:05

Compound	Sig	RT (min.)	Exp RT (min.)	Dlt RT (min.)	Q	Response	Cal Amt ug/l	OnCol Amt ug/l	Flags
5 Dichlorodifluoromethane	85	1.322	1.309	0.013	97	161290	20.0	8.77	
6 Chloromethane	50	1.454	1.450	0.004	98	276684	20.0	14.5	
7 Vinyl chloride	62	1.524	1.524	0.000	70	304863	20.0	16.8	
8 Butadiene	39	1.531	1.527	0.004	94	537242	20.0	29.4	
10 Bromomethane	94	1.752	1.749	0.003	90	191453	20.0	18.3	
11 Chloroethane	64	1.790	1.791	-0.001	97	177200	20.0	19.5	
12 Dichlorofluoromethane	67	1.938	1.945	-0.007	98	419949	20.0	20.1	
13 Pentane	43	1.999	1.999	0.000	96	378652	20.0	24.6	
14 Trichlorofluoromethane	101	2.005	2.002	0.003	59	327092	20.0	18.1	
17 1,2-Dichloro-1,1,2-trifluoroetha	67	2.195	2.185	0.010	91	249277	20.0	20.2	
18 Acrolein	56	2.253	2.246	0.007	99	520257	150.0	226.7	
19 1,1-Dichloroethene	96	2.346	2.349	-0.003	97	194071	20.0	23.6	
20 Acetone	58	2.368	2.381	-0.013	100	426821	250.0	333.1	
21 1,1,2-Trichloro-1,2,2-trifluoroe	101	2.381	2.381	0.000	84	223940	20.0	25.5	
23 Isopropyl alcohol	45	2.487	2.474	0.013	32	173127	150.0	124.6	M
22 Iodomethane	142	2.480	2.490	-0.010	96	323773	20.0	25.9	
24 Carbon disulfide	76	2.557	2.557	0.000	99	568951	20.0	22.9	
25 3-Chloro-1-propene	41	2.641	2.641	0.000	90	285728	20.0	19.5	
27 Methyl acetate	43	2.660	2.657	0.003	97	239588	20.0	20.0	
28 Methylene Chloride	84	2.753	2.760	-0.007	89	197117	20.0	21.4	
* 29 t-Butyl alcohol-d10 (IS)	65	2.798	2.798	0.000	86	498413	250.0	250.0	
30 2-Methyl-2-propanol	59	2.901	2.872	0.029	97	483351	200.0	211.2	
31 Acrylonitrile	53	2.971	2.962	0.009	98	610249	100.0	95.9	
33 trans-1,2-Dichloroethene	96	2.994	3.000	-0.006	97	167575	20.0	20.4	
32 Methyl tert-butyl ether	73	3.000	3.000	0.000	88	538829	20.0	19.0	
34 Hexane	57	3.254	3.257	-0.003	93	260865	20.0	21.7	
35 1,1-Dichloroethane	63	3.376	3.389	-0.013	96	298528	20.0	19.7	
37 Isopropyl ether	45	3.459	3.456	0.003	96	578678	20.0	19.1	
38 2-Chloro-1,3-butadiene	53	3.475	3.472	0.003	92	285243	20.0	20.4	
39 Tert-butyl ethyl ether	59	3.796	3.803	-0.007	98	542096	20.0	18.8	
40 cis-1,2-Dichloroethene	96	3.928	3.931	-0.003	78	197522	20.0	22.1	
41 2-Butanone (MEK)	43	3.940	3.947	-0.007	100	2000202	250.0	219.8	

Compound	Sig	RT (min.)	Exp RT (min.)	Dlt RT (min.)	Q	Response	Cal Amt ug/l	OnCol Amt ug/l	Flags
42 2,2-Dichloropropane	77	3.947	3.950	-0.003	67	301143	20.0	20.0	
44 Propionitrile	54	4.005	3.998	0.007	98	380931	150.0	195.5	
45 Methacrylonitrile	67	4.146	4.156	-0.010	93	846598	150.0	146.2	
46 Chlorobromomethane	128	4.165	4.162	0.003	93	84822	20.0	20.4	
47 Tetrahydrofuran	71	4.204	4.210	-0.006	81	221051	100.0	146.3	
48 Chloroform	83	4.242	4.242	0.000	93	280239	20.0	19.8	
$ 50 Dibromofluoromethane (Surr)	113	4.393	4.396	-0.003	93	336005	50.0	50.3	
51 1,1,1-Trichloroethane	97	4.441	4.435	0.006	98	288762	20.0	20.6	
52 Cyclohexane	56	4.502	4.502	0.000	90	427035	20.0	23.3	
53 1,1-Dichloropropene	75	4.589	4.592	-0.003	91	247300	20.0	20.4	
54 Carbon tetrachloride	117	4.598	4.598	0.000	88	231993	20.0	21.3	
55 Isobutyl alcohol	41	4.701	4.717	-0.016	92	353307	500.0	533.0	
$ 56 1,2-Dichloroethane-d4 (Surr)	102	4.733	4.736	-0.003	91	88085	50.0	49.3	
57 Benzene	78	4.791	4.797	-0.006	96	728564	20.0	20.6	
58 1,2-Dichloroethane	62	4.807	4.807	0.000	95	200282	20.0	18.4	
60 Tert-amyl methyl ether	73	4.919	4.919	0.000	99	531263	20.0	19.2	
* 61 Fluorobenzene (IS)	96	5.073	5.073	0.000	98	1441971	50.0	50.0	
62 n-Heptane	43	5.073	5.080	-0.007	45	231844	20.0	21.1	a
63 n-Butanol	56	5.378	5.381	-0.003	91	540807	1000.0	944.2	
64 Trichloroethene	95	5.449	5.452	-0.003	98	173122	20.0	20.2	
65 Methylcyclohexane	83	5.657	5.657	0.000	93	345609	20.0	23.7	
66 1,2-Dichloropropane	63	5.680	5.680	0.000	93	172960	20.0	18.6	
67 2-ethoxy-2-methyl butane	87	5.721	5.728	-0.007	93	243918	20.0	19.3	
68 Dibromomethane	93	5.792	5.789	0.003	93	104293	20.0	19.0	
69 Methyl methacrylate	69	5.808	5.815	-0.007	95	146703	20.0	16.3	
70 1,4-Dioxane	88	5.818	5.815	0.003	43	78868	500.0	585.6	
72 Dichlorobromomethane	83	5.965	5.965	0.000	99	192104	20.0	18.7	
74 2-Nitropropane	41	6.206	6.206	0.000	97	58763	20.0	21.2	
75 2-Chloroethyl vinyl ether	63		6.293				20.0	ND	7
77 cis-1,3-Dichloropropene	75	6.447	6.450	-0.003	95	225923	20.0	16.8	
78 4-Methyl-2-pentanone (MIBK)	43	6.623	6.623	0.000	97	3915412	250.0	223.5	
$ 79 Toluene-d8 (Surr)	98	6.732	6.739	-0.007	94	1323957	50.0	53.2	
80 Toluene	92	6.803	6.809	-0.006	99	425256	20.0	23.6	
81 trans-1,3-Dichloropropene	75	7.050	7.050	0.000	94	199356	20.0	18.9	
83 Ethyl methacrylate	69	7.178	7.175	0.003	89	239318	20.0	19.8	
84 1,1,2-Trichloroethane	97	7.242	7.246	-0.004	90	136061	20.0	20.3	
86 Tetrachloroethene	166	7.400	7.397	0.004	98	177810	20.0	25.7	
87 1,3-Dichloropropane	76	7.419	7.419	0.000	92	229353	20.0	20.4	
90 2-Hexanone	43	7.518	7.518	0.000	96	2560936	250.0	250.6	
91 Chlorodibromomethane	129	7.647	7.640	0.007	89	135491	20.0	21.3	
93 Ethylene Dibromide	107	7.746	7.746	0.000	94	140734	20.0	21.1	
* 94 Chlorobenzene-d5 (IS)	117	8.189	8.192	-0.003	86	939395	50.0	50.0	
95 1-Chlorohexane	91	8.208	8.212	-0.004	83	223742	20.0	23.0	
96 Chlorobenzene	112	8.215	8.215	0.000	93	406951	20.0	22.2	
97 1,1,1,2-Tetrachloroethane	131	8.295	8.292	0.003	96	160458	20.0	23.3	
98 Ethylbenzene	91	8.324	8.324	0.000	98	783205	20.0	23.0	
99 m-Xylene & p-Xylene	106	8.430	8.430	0.000	100	600976	40.0	47.0	
100 o-Xylene	106	8.767	8.767	0.000	95	312899	20.0	23.2	
101 Styrene	104	8.779	8.776	0.003	95	451017	20.0	21.5	
102 Bromoform	173	8.921	8.921	0.000	95	100183	20.0	21.1	
103 Isopropylbenzene	105	9.071	9.072	-0.001	95	860211	20.0	25.5	
$ 106 4-Bromofluorobenzene (Surr)	95	9.190	9.187	0.003	91	426943	50.0	44.1	

Compound	Sig	RT (min.)	Exp RT (min.)	Dlt RT (min.)	Q	Response	Cal Amt ug/l	OnCol Amt ug/l	Flags
108 1,1,2,2-Tetrachloroethane	83	9.306	9.303	0.003	94	251833	20.0	20.9	
107 Bromobenzene	156	9.303	9.306	-0.003	92	171066	20.0	23.7	
109 1,2,3-Trichloropropane	110	9.335	9.338	-0.003	85	69045	20.0	19.9	
110 trans-1,4-Dichloro-2-butene	53	9.351	9.351	0.000	94	155433	100.0	42.0	
111 N-Propylbenzene	91	9.396	9.396	0.000	99	893982	20.0	24.5	
112 2-Chlorotoluene	126	9.460	9.457	0.003	97	179390	20.0	24.2	
113 1,3,5-Trimethylbenzene	105	9.534	9.534	0.000	96	653627	20.0	24.5	
114 4-Chlorotoluene	126	9.540	9.543	-0.003	98	168463	20.0	23.2	
116 tert-Butylbenzene	134	9.781	9.781	0.000	93	140714	20.0	28.7	
118 1,2,4-Trimethylbenzene	105	9.813	9.813	0.000	96	646129	20.0	23.6	
119 sec-Butylbenzene	105	9.941	9.938	0.003	94	823679	20.0	26.8	
141 1,3-Dichlorobenzene	146	10.018	10.015	0.003	98	314863	20.0	23.3	
143 4-Isopropyltoluene	119	10.047	10.044	0.003	98	696840	20.0	26.7	
* 144 1,4-Dichlorobenzene-d4	152	10.060	10.063	-0.003	96	496397	50.0	50.0	
145 1,4-Dichlorobenzene	146	10.082	10.079	0.003	96	340895	20.0	24.1	
146 1,2,3-Trimethylbenzene	105	10.118	10.118	0.000	98	697641	20.0	24.6	
147 Benzyl chloride	91	10.179	10.175	0.004	98	405391	20.0	17.2	
148 1,3-Diethylbenzene	119	10.259	10.259	0.000	97	400301	20.0	25.4	
149 p-Diethylbenzene	119	10.317	10.320	-0.003	95	404351	20.0	25.4	
150 n-Butylbenzene	92	10.339	10.339	0.000	98	324480	20.0	24.9	
151 1,2-Dichlorobenzene	146	10.345	10.345	0.000	98	328269	20.0	23.6	
152 o-diethylbenzene	119	10.403	10.403	0.000	94	331126	20.0	25.1	
153 1,2-Dibromo-3-Chloropropane	75	10.878	10.881	-0.003	88	60531	20.0	17.9	
154 1,3,5-Trichlorobenzene	180	11.029	11.026	0.003	95	239619	20.0	25.6	
156 1,2,4-Trichlorobenzene	180	11.436	11.437	-0.001	94	231989	20.0	24.9	
157 Hexachlorobutadiene	225	11.549	11.546	0.003	93	93406	20.0	28.8	
158 Naphthalene	128	11.600	11.600	0.000	97	934462	20.0	22.8	
159 1,2,3-Trichlorobenzene	180	11.754	11.754	0.000	95	251827	20.0	25.9	
160 2-Methylnaphthalene	142	12.319	12.322	-0.003	91	508287	20.0	22.7	

QC Flag Legend

Processing Flags

7 - Failed Limit of Detection

Review Flags

M - Manually Integrated

a - User Assigned ID

Reagents:

MSV_LCS_2CEVE_00093	Amount Added: 21.50	Units: uL	
MSV_LCS_ACROL_00090	Amount Added: 21.50	Units: uL	
MSV_LCS_Gases_00121	Amount Added: 21.50	Units: uL	
MSV_LCS_VOC#1_00088	Amount Added: 21.50	Units: uL	
MSV_Cent_ISSS_00015	Amount Added: 5.00	Units: uL	Run Reagent

Report Date: 03-Jan-2023 13:55:51 Chrom Revision: 2.3 20-Dec-2022 14:14:06

Eurofins Lancaster Laboratories Environment Testing, LLC

Data File:	\\chromfs\Lancaster\ChromData\9137\20221230-74283.b\WD30X19.D				
Injection Date:	30-Dec-2022 17:57:30	Instrument ID:	9137	Operator ID:	kas02648
Lims ID:	410-110319-A-2 MS			Worklist Smp#:	19
Client ID:	MW-10S-20221219				
Purge Vol:	5.000 mL	Dil. Factor:	1.0000	ALS Bottle#:	19
Method:	MSVoa_9137	Limit Group:	MSV - 8260C_D		

Column: Rxi-624Sil MS Capillary Column (0.25 mm) Y Scaling: Method Defined: Scale to the Nth Largest Target: 1

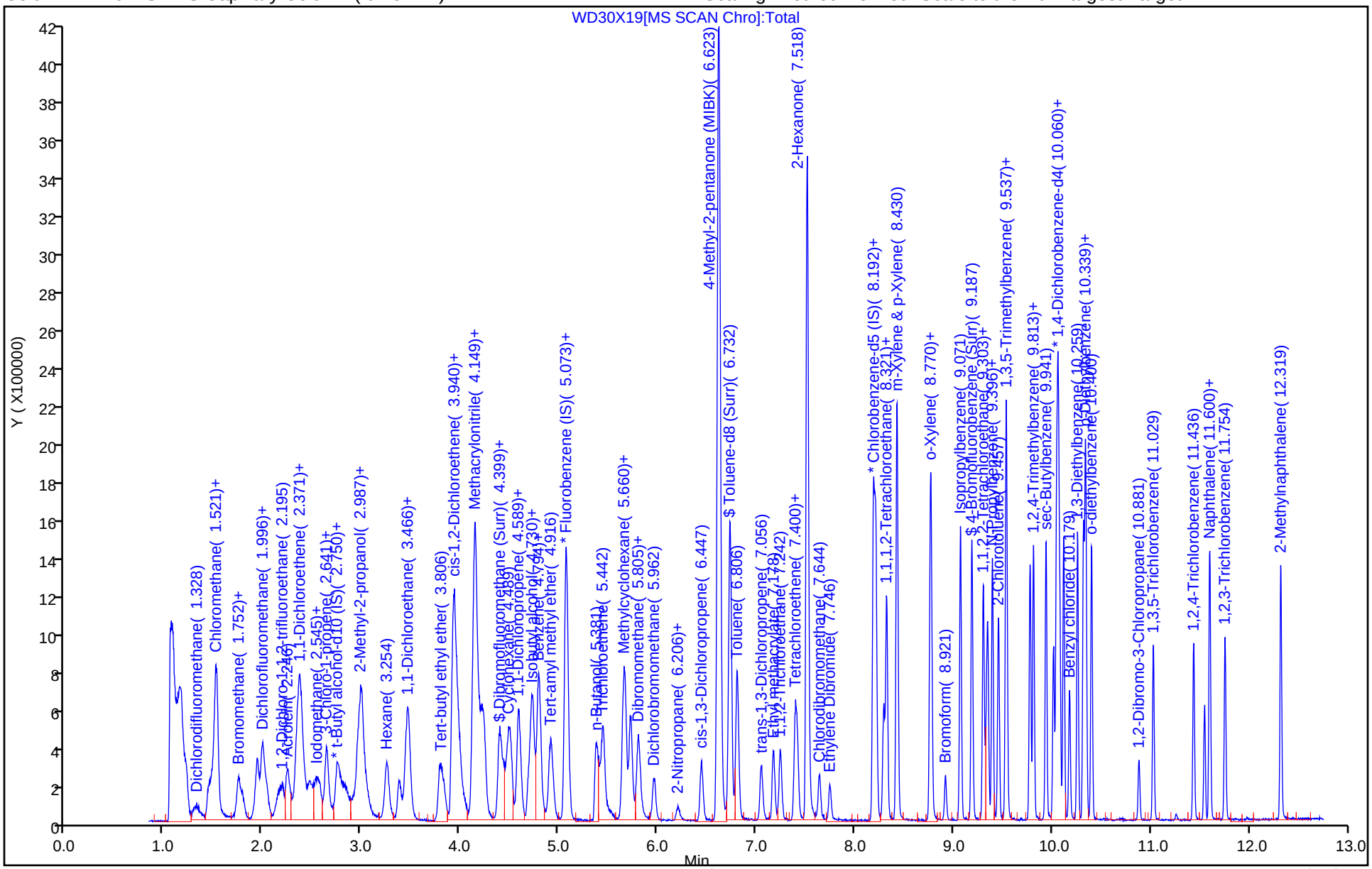

Eurofins Lancaster Laboratories Environment Testing, LLC

Recovery Report

Data File:	\\chromfs\Lancaster\ChromData\9137\20221230-74283.b\WD30X19.D				
Lims ID:	410-110319-A-2 MS				
Client ID:	MW-10S-20221219				
Sample Type:	MS				
Inject. Date:	30-Dec-2022 17:57:30	ALS Bottle#:	19	Worklist Smp#:	19
Purge Vol:	5.000 mL	Dil. Factor:	1.0000		
Sample Info:	410-0074283-019				
Operator ID:	kas02648	Instrument ID:	9137		
Method:	\\chromfs\Lancaster\ChromData\9137\20221230-74283.b\MSVoa_9137.m				
Limit Group:	MSV - 8260C_D				
Last Update:	03-Jan-2023 13:52:05	Calib Date:	27-Oct-2022 17:46:30		
Integrator:	RTE	ID Type:	Deconvolution ID		
Quant Method:	Internal Standard	Quant By:	Initial Calibration		
Last ICal File:	\\chromfs\Lancaster\ChromData\9137\20221027-69757.b\WC27X16.D				
Column 1 :	Rxi-624Sil MS Capillary Column (0.25 mm)		Det: MS Quad		
Process Host:	CTX1616				

First Level Reviewer: DVW2 Date: 03-Jan-2023 13:52:05

Compound	Amount Added	Amount Recovered	% Rec.
$ 50 Dibromofluoromethane (Surr)	50.0	50.3	100.65
$ 56 1,2-Dichloroethane-d4 (Surr)	50.0	49.3	98.50
$ 79 Toluene-d8 (Surr)	50.0	53.2	106.46
$ 106 4-Bromofluorobenzene (Surr)	50.0	44.1	88.14

FORM I
GC/MS VOA ORGANICS ANALYSIS DATA SHEET

Lab Name: Eurofins Lancaster Laboratories Environment Testing, LLC
Job No.: 410-110319-1

SDG No.:

Client Sample ID: MW-10S-20221219 MSD
Lab Sample ID: 410-110319-2 MSD

Matrix: Groundwater
Lab File ID: WD30X20.D

Analysis Method: 8260D
Date Collected: 12/19/2022 13:55

Sample wt/vol: 5(mL)
Date Analyzed: 12/30/2022 18:17

Soil Aliquot Vol:
Dilution Factor: 1

Soil Extract Vol.:
GC Column: R-624SilMS 30m ID: 0.25(mm)

Purge Volume: 5.0(mL)
Heated Purge: (Y/N) N pH:

% Moisture: % Solids:
Level: (low/med) Low

Analysis Batch No.: 331544
Units: ug/L

CAS NO.	COMPOUND NAME	RESULT	Q	RL	MDL
71-43-2	Benzene	20.5		1.0	0.30
100-41-4	Ethylbenzene	22.6		1.0	0.40
108-88-3	Toluene	23.2		1.0	0.20
1330-20-7	Xylenes, Total	71.3		1.0	0.40

CAS NO.	SURROGATE	%REC	Q	LIMITS
17060-07-0	1,2-Dichloroethane-d4 (Surr)	100		80-120
460-00-4	4-Bromofluorobenzene (Surr)	85		80-120
1868-53-7	Dibromofluoromethane (Surr)	99		80-120
2037-26-5	Toluene-d8 (Surr)	106		80-120

Eurofins Lancaster Laboratories Environment Testing, LLC
Target Compound Quantitation Report

Data File: \\chromfs\Lancaster\ChromData\9137\20221230-74283.b\WD30X20.D
Lims ID: 410-110319-A-2 MSD
Client ID: MW-10S-20221219
Sample Type: MSD
Inject. Date: 30-Dec-2022 18:17:30 ALS Bottle#: 20 Worklist Smp#: 20
Purge Vol: 5.000 mL Dil. Factor: 1.0000
Sample Info: 410-0074283-020
Operator ID: kas02648 Instrument ID: 9137

Method: \\chromfs\Lancaster\ChromData\9137\20221230-74283.b\MSVoa_9137.m
Limit Group: MSV - 8260C_D
Last Update: 03-Jan-2023 13:52:05 Calib Date: 27-Oct-2022 17:46:30
Integrator: RTE ID Type: Deconvolution ID
Quant Method: Internal Standard Quant By: Initial Calibration
Last ICal File: \\chromfs\Lancaster\ChromData\9137\20221027-69757.b\WC27X16.D

Column 1 : Rxi-624Sil MS Capillary Column (0.25 mm) Det: MS Quad
Process Host: CTX1616

First Level Reviewer: DVW2 Date: 03-Jan-2023 13:52:58

Compound	Sig	RT (min.)	Exp RT (min.)	Dlt RT (min.)	Q	Response	Cal Amt ug/l	OnCol Amt ug/l	Flags
5 Dichlorodifluoromethane	85	1.319	1.309	0.010	98	176717	20.0	9.64	
6 Chloromethane	50	1.450	1.450	0.000	98	323628	20.0	17.0	
7 Vinyl chloride	62	1.514	1.524	-0.010	70	297542	20.0	16.4	
8 Butadiene	39	1.518	1.527	-0.009	95	531009	20.0	29.2	
10 Bromomethane	94	1.742	1.749	-0.007	88	185906	20.0	17.8	
11 Chloroethane	64	1.784	1.791	-0.007	99	177869	20.0	19.7	
12 Dichlorofluoromethane	67	1.932	1.945	-0.013	97	411689	20.0	19.7	
13 Pentane	43	1.992	1.999	-0.007	95	366981	20.0	24.0	
14 Trichlorofluoromethane	101	1.996	2.002	-0.006	85	311576	20.0	17.3	
17 1,2-Dichloro-1,1,2-trifluoroetha	67	2.182	2.185	-0.003	80	250415	20.0	20.4	
18 Acrolein	56	2.240	2.246	-0.006	100	486924	150.0	217.3	
19 1,1-Dichloroethene	96	2.333	2.349	-0.016	97	188199	20.0	22.9	
20 Acetone	58	2.371	2.381	-0.010	100	400692	250.0	320.2	
21 1,1,2-Trichloro-1,2,2-trifluoroe	101	2.374	2.381	-0.007	58	202278	20.0	23.1	
23 Isopropyl alcohol	45	2.477	2.474	0.003	43	168735	150.0	124.3	
22 Iodomethane	142	2.490	2.490	0.000	94	308483	20.0	24.7	
24 Carbon disulfide	76	2.551	2.557	-0.006	99	585907	20.0	23.7	
25 3-Chloro-1-propene	41	2.637	2.641	-0.004	93	285610	20.0	19.6	
27 Methyl acetate	43	2.657	2.657	0.000	97	292122	20.0	24.5	
28 Methylene Chloride	84	2.747	2.760	-0.013	92	187664	20.0	20.4	
* 29 t-Butyl alcohol-d10 (IS)	65	2.788	2.798	-0.010	86	486670	250.0	250.0	
30 2-Methyl-2-propanol	59	2.843	2.872	-0.029	98	423942	200.0	189.7	
31 Acrylonitrile	53	2.962	2.962	0.000	99	611069	100.0	96.4	
33 trans-1,2-Dichloroethene	96	2.997	3.000	-0.003	98	161929	20.0	19.8	
32 Methyl tert-butyl ether	73	3.003	3.000	0.003	89	531229	20.0	18.8	
34 Hexane	57	3.247	3.257	-0.010	91	259871	20.0	21.7	
35 1,1-Dichloroethane	63	3.372	3.389	-0.017	96	301530	20.0	20.0	
37 Isopropyl ether	45	3.449	3.456	-0.007	95	571878	20.0	18.9	
38 2-Chloro-1,3-butadiene	53	3.465	3.472	-0.007	92	284604	20.0	20.4	
39 Tert-butyl ethyl ether	59	3.799	3.803	-0.004	98	535049	20.0	18.7	
40 cis-1,2-Dichloroethene	96	3.927	3.931	-0.004	85	187801	20.0	21.1	
41 2-Butanone (MEK)	43	3.937	3.947	-0.010	100	1982101	250.0	218.7	

Compound	Sig	RT (min.)	Exp RT (min.)	Dlt RT (min.)	Q	Response	Cal Amt ug/l	OnCol Amt ug/l	Flags
42 2,2-Dichloropropane	77	3.940	3.950	-0.010	47	293267	20.0	19.5	
44 Propionitrile	54	3.988	3.998	-0.010	97	386181	150.0	203.0	
45 Methacrylonitrile	67	4.146	4.156	-0.010	94	818546	150.0	141.9	
46 Chlorobromomethane	128	4.162	4.162	0.000	91	86362	20.0	20.9	
47 Tetrahydrofuran	71	4.207	4.210	-0.003	83	221772	100.0	150.3	
48 Chloroform	83	4.239	4.242	-0.003	95	279925	20.0	19.8	
$ 50 Dibromofluoromethane (Surr)	113	4.396	4.396	0.000	94	328916	50.0	49.4	
51 1,1,1-Trichloroethane	97	4.425	4.435	-0.010	98	288015	20.0	20.7	
52 Cyclohexane	56	4.499	4.502	-0.003	91	415780	20.0	22.7	
53 1,1-Dichloropropene	75	4.582	4.592	-0.010	96	252908	20.0	21.0	
54 Carbon tetrachloride	117	4.589	4.598	-0.010	79	234208	20.0	21.6	
55 Isobutyl alcohol	41	4.714	4.717	-0.003	83	347575	500.0	537.0	
$ 56 1,2-Dichloroethane-d4 (Surr)	102	4.726	4.736	-0.010	91	88887	50.0	49.9	
57 Benzene	78	4.794	4.797	-0.003	96	719962	20.0	20.5	
58 1,2-Dichloroethane	62	4.800	4.807	-0.007	95	208991	20.0	19.3	
60 Tert-amyl methyl ether	73	4.909	4.919	-0.010	98	518811	20.0	18.8	
* 61 Fluorobenzene (IS)	96	5.070	5.073	-0.003	98	1436503	50.0	50.0	
62 n-Heptane	43	5.076	5.080	-0.004	86	216485	20.0	19.7	
63 n-Butanol	56	5.378	5.381	-0.003	90	547146	1000.0	978.4	
64 Trichloroethene	95	5.445	5.452	-0.007	96	170383	20.0	19.9	
65 Methylcyclohexane	83	5.654	5.657	-0.003	92	352605	20.0	24.2	
66 1,2-Dichloropropane	63	5.670	5.680	-0.010	95	174051	20.0	18.8	
67 2-ethoxy-2-methyl butane	87	5.724	5.728	-0.004	93	235656	20.0	18.7	
68 Dibromomethane	93	5.801	5.789	0.012	95	101915	20.0	18.7	
69 Methyl methacrylate	69	5.808	5.815	-0.007	93	144131	20.0	16.1	
70 1,4-Dioxane	88	5.818	5.815	0.003	72	53937	500.0	410.2	
72 Dichlorobromomethane	83	5.962	5.965	-0.003	98	190260	20.0	18.6	
74 2-Nitropropane	41	6.206	6.206	0.000	95	54848	20.0	20.2	
75 2-Chloroethyl vinyl ether	63		6.293				20.0	ND	7
77 cis-1,3-Dichloropropene	75	6.450	6.450	0.000	95	221259	20.0	16.5	
78 4-Methyl-2-pentanone (MIBK)	43	6.617	6.623	-0.006	97	3895636	250.0	223.2	
$ 79 Toluene-d8 (Surr)	98	6.738	6.739	-0.001	94	1336471	50.0	53.1	
80 Toluene	92	6.809	6.809	0.000	98	423700	20.0	23.2	
81 trans-1,3-Dichloropropene	75	7.050	7.050	0.000	94	192202	20.0	18.0	
83 Ethyl methacrylate	69	7.172	7.175	-0.003	91	239138	20.0	19.5	
84 1,1,2-Trichloroethane	97	7.249	7.246	0.003	90	139089	20.0	20.5	
86 Tetrachloroethene	166	7.396	7.397	0.000	98	177140	20.0	25.3	
87 1,3-Dichloropropane	76	7.419	7.419	0.000	91	230380	20.0	20.3	
90 2-Hexanone	43	7.515	7.518	-0.003	97	2569423	250.0	248.3	
91 Chlorodibromomethane	129	7.647	7.640	0.007	90	138844	20.0	21.6	
93 Ethylene Dibromide	107	7.749	7.746	0.003	99	140468	20.0	20.8	
* 94 Chlorobenzene-d5 (IS)	117	8.192	8.192	0.000	86	951071	50.0	50.0	
95 1-Chlorohexane	91	8.211	8.212	-0.001	77	215263	20.0	21.8	
96 Chlorobenzene	112	8.215	8.215	0.000	92	408898	20.0	22.0	
97 1,1,1,2-Tetrachloroethane	131	8.292	8.292	0.000	96	156706	20.0	22.4	
98 Ethylbenzene	91	8.320	8.324	-0.004	98	779818	20.0	22.6	
99 m-Xylene & p-Xylene	106	8.430	8.430	0.000	99	624275	40.0	48.2	
100 o-Xylene	106	8.767	8.767	-0.001	96	315520	20.0	23.1	
101 Styrene	104	8.776	8.776	0.000	94	456964	20.0	21.5	
102 Bromoform	173	8.921	8.921	0.000	97	97258	20.0	20.2	
103 Isopropylbenzene	105	9.071	9.072	-0.001	96	847948	20.0	24.8	
$ 106 4-Bromofluorobenzene (Surr)	95	9.187	9.187	0.000	93	417735	50.0	42.6	

Compound	Sig	RT (min.)	Exp RT (min.)	Dlt RT (min.)	Q	Response	Cal Amt ug/l	OnCol Amt ug/l	Flags
108 1,1,2,2-Tetrachloroethane	83	9.306	9.303	0.003	94	248134	20.0	20.2	
107 Bromobenzene	156	9.302	9.306	-0.004	90	174800	20.0	23.8	
109 1,2,3-Trichloropropane	110	9.334	9.338	-0.004	86	70727	20.0	20.1	
110 trans-1,4-Dichloro-2-butene	53	9.351	9.351	0.000	95	153546	100.0	40.8	
111 N-Propylbenzene	91	9.395	9.396	-0.001	99	887860	20.0	23.9	
112 2-Chlorotoluene	126	9.453	9.457	-0.004	97	178108	20.0	23.6	
113 1,3,5-Trimethylbenzene	105	9.533	9.534	-0.001	95	653917	20.0	24.1	
114 4-Chlorotoluene	126	9.540	9.543	-0.003	98	162318	20.0	22.0	
116 tert-Butylbenzene	134	9.781	9.781	0.000	93	135619	20.0	27.2	
118 1,2,4-Trimethylbenzene	105	9.813	9.813	0.000	96	644946	20.0	23.1	
119 sec-Butylbenzene	105	9.938	9.938	0.000	94	822808	20.0	26.3	
141 1,3-Dichlorobenzene	146	10.015	10.015	0.000	99	313787	20.0	22.8	
143 4-Isopropyltoluene	119	10.044	10.044	0.000	97	693993	20.0	26.1	
* 144 1,4-Dichlorobenzene-d4	152	10.063	10.063	0.000	95	504755	50.0	50.0	
145 1,4-Dichlorobenzene	146	10.082	10.079	0.003	96	335014	20.0	23.3	
146 1,2,3-Trimethylbenzene	105	10.117	10.118	-0.001	98	695693	20.0	24.2	
147 Benzyl chloride	91	10.178	10.175	0.003	98	385078	20.0	16.0	
148 1,3-Diethylbenzene	119	10.259	10.259	0.000	97	394703	20.0	24.7	
149 p-Diethylbenzene	119	10.320	10.320	0.000	95	404503	20.0	25.0	
150 n-Butylbenzene	92	10.339	10.339	0.000	97	315176	20.0	23.8	
151 1,2-Dichlorobenzene	146	10.345	10.345	0.000	98	329726	20.0	23.3	
152 o-diethylbenzene	119	10.403	10.403	0.000	96	327171	20.0	24.4	
153 1,2-Dibromo-3-Chloropropane	75	10.881	10.881	0.000	88	60810	20.0	17.7	
154 1,3,5-Trichlorobenzene	180	11.029	11.026	0.003	97	240417	20.0	25.2	
156 1,2,4-Trichlorobenzene	180	11.440	11.437	0.003	94	231015	20.0	24.4	
157 Hexachlorobutadiene	225	11.549	11.546	0.003	94	87133	20.0	26.4	
158 Naphthalene	128	11.600	11.600	0.000	97	944631	20.0	22.6	
159 1,2,3-Trichlorobenzene	180	11.754	11.754	0.000	97	240492	20.0	24.3	
160 2-Methylnaphthalene	142	12.322	12.322	0.000	91	515091	20.0	22.6	

QC Flag Legend

Processing Flags

7 - Failed Limit of Detection

Reagents:

MSV_LCS_2CEVE_00093	Amount Added: 21.50	Units: uL	
MSV_LCS_ACROL_00090	Amount Added: 21.50	Units: uL	
MSV_LCS_Gases_00121	Amount Added: 21.50	Units: uL	
MSV_LCS_VOC#1_00088	Amount Added: 21.50	Units: uL	
MSV_Cent_ISSS_00015	Amount Added: 5.00	Units: uL	Run Reagent

Report Date: 03-Jan-2023 13:55:54 Chrom Revision: 2.3 20-Dec-2022 14:14:06

Eurofins Lancaster Laboratories Environment Testing, LLC

Data File:	\\chromfs\Lancaster\ChromData\9137\20221230-74283.b\WD30X20.D				
Injection Date:	30-Dec-2022 18:17:30	Instrument ID:	9137	Operator ID:	kas02648
Lims ID:	410-110319-A-2 MSD			Worklist Smp#:	20
Client ID:	MW-10S-20221219				
Purge Vol:	5.000 mL	Dil. Factor:	1.0000	ALS Bottle#:	20
Method:	MSVoa_9137	Limit Group:	MSV - 8260C_D		

Column: Rxi-624Sil MS Capillary Column (0.25 mm) Y Scaling: Method Defined: Scale to the Nth Largest Target: 1

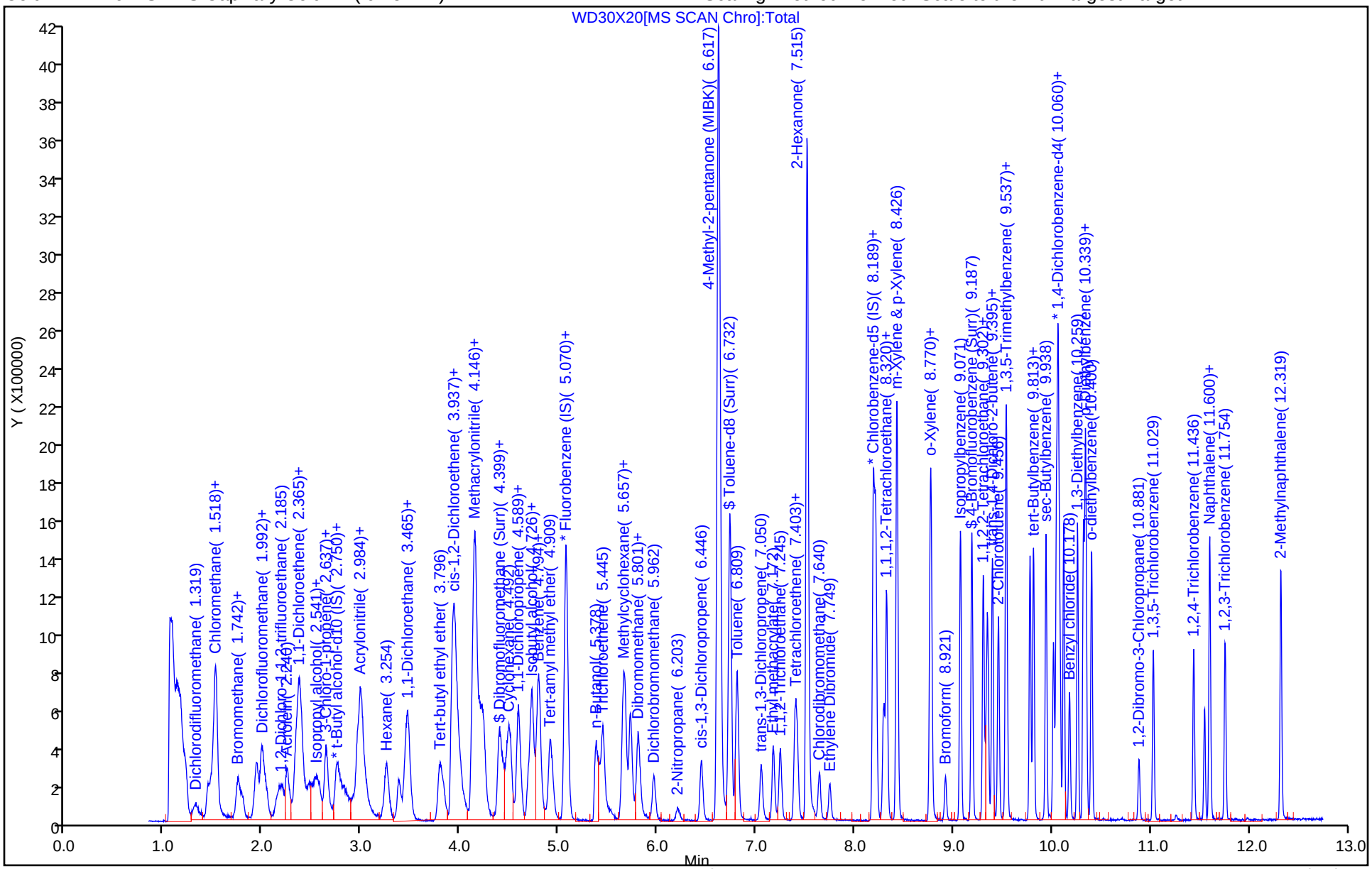

Eurofins Lancaster Laboratories Environment Testing, LLC

Recovery Report

Data File:	\\chromfs\Lancaster\ChromData\9137\20221230-74283.b\WD30X20.D				
Lims ID:	410-110319-A-2 MSD				
Client ID:	MW-10S-20221219				
Sample Type:	MSD				
Inject. Date:	30-Dec-2022 18:17:30	ALS Bottle#:	20	Worklist Smp#:	20
Purge Vol:	5.000 mL	Dil. Factor:	1.0000		
Sample Info:	410-0074283-020				
Operator ID:	kas02648	Instrument ID:	9137		
Method:	\\chromfs\Lancaster\ChromData\9137\20221230-74283.b\MSVoa_9137.m				
Limit Group:	MSV - 8260C_D				
Last Update:	03-Jan-2023 13:52:05	Calib Date:	27-Oct-2022 17:46:30		
Integrator:	RTE	ID Type:	Deconvolution ID		
Quant Method:	Internal Standard	Quant By:	Initial Calibration		
Last ICal File:	\\chromfs\Lancaster\ChromData\9137\20221027-69757.b\WC27X16.D				
Column 1 :	Rxi-624Sil MS Capillary Column (0.25 mm)		Det: MS Quad		
Process Host:	CTX1616				

First Level Reviewer: DVW2 Date: 03-Jan-2023 13:52:58

Compound	Amount Added	Amount Recovered	% Rec.
$ 50 Dibromofluoromethane (Surr)	50.0	49.4	98.90
$ 56 1,2-Dichloroethane-d4 (Surr)	50.0	49.9	99.78
$ 79 Toluene-d8 (Surr)	50.0	53.1	106.14
$ 106 4-Bromofluorobenzene (Surr)	50.0	42.6	85.18

GC/MS VOA ANALYSIS RUN LOG

Lab Name: Eurofins Lancaster Laboratories Enviror Job No.: 410-110319-1

SDG No.:

Instrument ID: 15830 Start Date: 09/28/2022 16:15

Analysis Batch Number: 300915 End Date: 09/28/2022 19:40

LAB SAMPLE ID	CLIENT SAMPLE ID	DATE ANALYZED	DILUTION FACTOR	LAB FILE ID	COLUMN ID
BFB 410-300915/1		09/28/2022 16:15	1	FS28T01.D	R-624SilMS 30m 0.25(mm)
IC 410-300915/3		09/28/2022 17:03	1	FS28X03.D	R-624SilMS 30m 0.25(mm)
IC 410-300915/4		09/28/2022 17:29	1	FS28X05.D	R-624SilMS 30m 0.25(mm)
IC 410-300915/5		09/28/2022 17:55	1	FS28X07.D	R-624SilMS 30m 0.25(mm)
IC 410-300915/6		09/28/2022 18:22	1	FS28X09.D	R-624SilMS 30m 0.25(mm)
ICIS 410-300915/7		09/28/2022 18:48	1	FS28X11.D	R-624SilMS 30m 0.25(mm)
IC 410-300915/8		09/28/2022 19:14	1	FS28X13.D	R-624SilMS 30m 0.25(mm)
IC 410-300915/9		09/28/2022 19:40	1	FS28X15.D	R-624SilMS 30m 0.25(mm)

8260D

GC/MS VOA ANALYSIS RUN LOG

Lab Name: Eurofins Lancaster Laboratories Enviror Job No.: 410-110319-1

SDG No.:

Instrument ID: 15830 Start Date: 09/29/2022 11:17

Analysis Batch Number: 301291 End Date: 09/29/2022 22:51

LAB SAMPLE ID	CLIENT SAMPLE ID	DATE ANALYZED	DILUTION FACTOR	LAB FILE ID	COLUMN ID
BFB 410-301291/1		09/29/2022 11:17	1	FS29T02.D	R-624SilMS 30m 0.25(mm)
CCVIS 410-301291/3		09/29/2022 12:02	1		R-624SilMS 30m 0.25(mm)
ICV 410-301291/4		09/29/2022 12:28	1	FS29X15.D	R-624SilMS 30m 0.25(mm)
ZZZZZ		09/29/2022 12:28	1		R-624SilMS 30m 0.25(mm)
ZZZZZ		09/29/2022 12:54	1		R-624SilMS 30m 0.25(mm)
ZZZZZ		09/29/2022 13:20	1		R-624SilMS 30m 0.25(mm)
ZZZZZ		09/29/2022 13:46	1		R-624SilMS 30m 0.25(mm)
ZZZZZ		09/29/2022 14:12	1		R-624SilMS 30m 0.25(mm)
ZZZZZ		09/29/2022 18:05	5		R-624SilMS 30m 0.25(mm)
ZZZZZ		09/29/2022 18:31	50		R-624SilMS 30m 0.25(mm)
ZZZZZ		09/29/2022 18:57	1		R-624SilMS 30m 0.25(mm)
ZZZZZ		09/29/2022 19:23	1		R-624SilMS 30m 0.25(mm)
ZZZZZ		09/29/2022 19:49	1		R-624SilMS 30m 0.25(mm)
ZZZZZ		09/29/2022 20:15	1		R-624SilMS 30m 0.25(mm)
ZZZZZ		09/29/2022 20:41	1		R-624SilMS 30m 0.25(mm)
ZZZZZ		09/29/2022 21:07	1		R-624SilMS 30m 0.25(mm)
ZZZZZ		09/29/2022 21:33	1		R-624SilMS 30m 0.25(mm)
ZZZZZ		09/29/2022 21:59	1		R-624SilMS 30m 0.25(mm)
ZZZZZ		09/29/2022 22:25	1		R-624SilMS 30m 0.25(mm)
ZZZZZ		09/29/2022 22:51	1		R-624SilMS 30m 0.25(mm)

GC/MS VOA ANALYSIS RUN LOG

Lab Name: Eurofins Lancaster Laboratories Enviror Job No.: 410-110319-1

SDG No.:

Instrument ID: 15830 Start Date: 12/30/2022 11:23

Analysis Batch Number: 331543 End Date: 12/30/2022 23:12

LAB SAMPLE ID	CLIENT SAMPLE ID	DATE ANALYZED	DILUTION FACTOR	LAB FILE ID	COLUMN ID
BFB 410-331543/1		12/30/2022 11:23	1	FD30T01.D	R-624SilMS 30m 0.25(mm)
CCVIS 410-331543/3		12/30/2022 11:59	1	FD30X03.D	R-624SilMS 30m 0.25(mm)
LCS 410-331543/4		12/30/2022 12:25	1	FD30X04.D	R-624SilMS 30m 0.25(mm)
LCSD 410-331543/5		12/30/2022 12:51	1	FD30X05.D	R-624SilMS 30m 0.25(mm)
MB 410-331543/7		12/30/2022 13:43	1	FD30X07.D	R-624SilMS 30m 0.25(mm)
ZZZZZ		12/30/2022 14:08	1		R-624SilMS 30m 0.25(mm)
ZZZZZ		12/30/2022 14:34	1		R-624SilMS 30m 0.25(mm)
410-110319-15	TripBlank-20221220	12/30/2022 15:00	1	FD30X10.D	R-624SilMS 30m 0.25(mm)
ZZZZZ		12/30/2022 15:26	1		R-624SilMS 30m 0.25(mm)
ZZZZZ		12/30/2022 15:52	1		R-624SilMS 30m 0.25(mm)
ZZZZZ		12/30/2022 16:18	1		R-624SilMS 30m 0.25(mm)
ZZZZZ		12/30/2022 16:44	1		R-624SilMS 30m 0.25(mm)
ZZZZZ		12/30/2022 17:10	1		R-624SilMS 30m 0.25(mm)
ZZZZZ		12/30/2022 17:36	1		R-624SilMS 30m 0.25(mm)
ZZZZZ		12/30/2022 18:01	1		R-624SilMS 30m 0.25(mm)
ZZZZZ		12/30/2022 18:27	1		R-624SilMS 30m 0.25(mm)
ZZZZZ		12/30/2022 18:53	1		R-624SilMS 30m 0.25(mm)
ZZZZZ		12/30/2022 19:19	1		R-624SilMS 30m 0.25(mm)
ZZZZZ		12/30/2022 19:45	1		R-624SilMS 30m 0.25(mm)
ZZZZZ		12/30/2022 20:11	1		R-624SilMS 30m 0.25(mm)
410-110319-8	MW-12D-20221220	12/30/2022 20:37	1	FD30X23.D	R-624SilMS 30m 0.25(mm)
410-110319-9	MW-11S-20221220	12/30/2022 21:03	1	FD30X24.D	R-624SilMS 30m 0.25(mm)
410-110319-10	MW-4S-20221220	12/30/2022 21:28	1	FD30X25.D	R-624SilMS 30m 0.25(mm)
410-110319-11	MW-3-20221220	12/30/2022 21:54	1	FD30X26.D	R-624SilMS 30m 0.25(mm)
410-110319-12	MW-13S-20221220	12/30/2022 22:20	1	FD30X27.D	R-624SilMS 30m 0.25(mm)
410-110319-13	MW-13D-20221220	12/30/2022 22:46	1	FD30X28.D	R-624SilMS 30m 0.25(mm)
410-110319-14	DUP-20221220	12/30/2022 23:12	1	FD30X29.D	R-624SilMS 30m 0.25(mm)

8260D

GC/MS VOA ANALYSIS RUN LOG

Lab Name: Eurofins Lancaster Laboratories Enviror Job No.: 410-110319-1

SDG No.:

Instrument ID: 9137 Start Date: 10/27/2022 12:27

Analysis Batch Number: 311123 End Date: 10/27/2022 18:25

LAB SAMPLE ID	CLIENT SAMPLE ID	DATE ANALYZED	DILUTION FACTOR	LAB FILE ID	COLUMN ID
BFB 410-311123/1		10/27/2022 12:27	1	WO27T01.D	R-624SilMS 30m 0.25(mm)
IC 410-311123/3		10/27/2022 13:09	1	WC27X02.D	R-624SilMS 30m 0.25(mm)
IC 410-311123/4		10/27/2022 13:29	1	WC27X03.D	R-624SilMS 30m 0.25(mm)
IC 410-311123/5		10/27/2022 13:49	1	WC27X04.D	R-624SilMS 30m 0.25(mm)
IC 410-311123/6		10/27/2022 14:08	1	WC27X05.D	R-624SilMS 30m 0.25(mm)
IC 410-311123/7		10/27/2022 14:28	1	WC27X06.D	R-624SilMS 30m 0.25(mm)
IC 410-311123/8		10/27/2022 14:47	1	WC27X07.D	R-624SilMS 30m 0.25(mm)
ICV 410-311123/9		10/27/2022 15:07	1		R-624SilMS 30m 0.25(mm)
IC 410-311123/11		10/27/2022 15:47	1	WC27X10.D	R-624SilMS 30m 0.25(mm)
IC 410-311123/12		10/27/2022 16:07	1	WC27X11.D	R-624SilMS 30m 0.25(mm)
ICIS 410-311123/13		10/27/2022 16:27	1	WC27X12.D	R-624SilMS 30m 0.25(mm)
IC 410-311123/14		10/27/2022 16:46	1	WC27X13.D	R-624SilMS 30m 0.25(mm)
IC 410-311123/15		10/27/2022 17:06	1	WC27X14.D	R-624SilMS 30m 0.25(mm)
IC 410-311123/16		10/27/2022 17:26	1	WC27X15.D	R-624SilMS 30m 0.25(mm)
IC 410-311123/17		10/27/2022 17:46	1	WC27X16.D	R-624SilMS 30m 0.25(mm)
ICV 410-311123/19		10/27/2022 18:25	1	WC27X18.D	R-624SilMS 30m 0.25(mm)

8260D

GC/MS VOA ANALYSIS RUN LOG

Lab Name: Eurofins Lancaster Laboratories Enviror Job No.: 410-110319-1

SDG No.:

Instrument ID: 9137 Start Date: 12/30/2022 11:09

Analysis Batch Number: 331544 End Date: 12/30/2022 20:36

LAB SAMPLE ID	CLIENT SAMPLE ID	DATE ANALYZED	DILUTION FACTOR	LAB FILE ID	COLUMN ID
BFB 410-331544/1		12/30/2022 11:09	1	WD30T01.D	R-624SilMS 30m 0.25(mm)
CCVIS 410-331544/3		12/30/2022 12:41	1	WD30X93.D	R-624SilMS 30m 0.25(mm)
LCS 410-331544/4		12/30/2022 13:01	1	WD30X94.D	R-624SilMS 30m 0.25(mm)
ZZZZZ		12/30/2022 13:21	1		R-624SilMS 30m 0.25(mm)
MB 410-331544/6		12/30/2022 13:40	1	WD30X06.D	R-624SilMS 30m 0.25(mm)
ZZZZZ		12/30/2022 14:00	1		R-624SilMS 30m 0.25(mm)
ZZZZZ		12/30/2022 14:19	1		R-624SilMS 30m 0.25(mm)
ZZZZZ		12/30/2022 14:39	1		R-624SilMS 30m 0.25(mm)
410-110319-3	FB-20221219	12/30/2022 14:59	1	WD30X10.D	R-624SilMS 30m 0.25(mm)
ZZZZZ		12/30/2022 15:19	1		R-624SilMS 30m 0.25(mm)
ZZZZZ		12/30/2022 15:39	1		R-624SilMS 30m 0.25(mm)
ZZZZZ		12/30/2022 15:58	1		R-624SilMS 30m 0.25(mm)
ZZZZZ		12/30/2022 16:18	1		R-624SilMS 30m 0.25(mm)
ZZZZZ		12/30/2022 16:38	1		R-624SilMS 30m 0.25(mm)
ZZZZZ		12/30/2022 16:58	1		R-624SilMS 30m 0.25(mm)
410-110319-1	MW-1-20221219	12/30/2022 17:18	1	WD30X17.D	R-624SilMS 30m 0.25(mm)
410-110319-2	MW-10S-20221219	12/30/2022 17:37	1	WD30X18.D	R-624SilMS 30m 0.25(mm)
410-110319-2 MS	MW-10S-20221219 MS	12/30/2022 17:57	1	WD30X19.D	R-624SilMS 30m 0.25(mm)
410-110319-2 MSD	MW-10S-20221219 MSD	12/30/2022 18:17	1	WD30X20.D	R-624SilMS 30m 0.25(mm)
410-110319-4	MW-8S-20221219	12/30/2022 18:37	1	WD30X21.D	R-624SilMS 30m 0.25(mm)
410-110319-5	MW-7S-20221220	12/30/2022 18:56	1	WD30X22.D	R-624SilMS 30m 0.25(mm)
410-110319-6	MW-14S-20221220	12/30/2022 19:16	1	WD30X23.D	R-624SilMS 30m 0.25(mm)
410-110319-7	MW-12S-20221220	12/30/2022 19:36	1	WD30X24.D	R-624SilMS 30m 0.25(mm)
ZZZZZ		12/30/2022 19:56	5		R-624SilMS 30m 0.25(mm)
ZZZZZ		12/30/2022 20:16	1		R-624SilMS 30m 0.25(mm)
ZZZZZ		12/30/2022 20:36	10		R-624SilMS 30m 0.25(mm)

8260D

GC/MS VOA BATCH WORKSHEET

Lab Name: Eurofins Lancaster Laboratories Job No.: 410-110319-1

SDG No.:

Batch Number: 300915 Batch Start Date: 09/28/22 16:15 Batch Analyst: Long, Jason M

Batch Method: 8260D Batch End Date:

Lab Sample ID	Client Sample ID	Method Chain	Basis	InitialAmount	FinalAmount	Lot#Vial	MSV_4ppbEE 00476	MSV_CCV_2CEVE 00085	MSV_CCV_VOC#1 00090
BFB 410-300915/1		8260D		1 uL	1 uL				
IC 410-300915/3		8260D		5 mL	5 mL	2656	25 mL		
IC 410-300915/4		8260D		5 mL	5 mL	2656		4 uL	4 uL
IC 410-300915/5		8260D		5 mL	5 mL	2656		2 uL	2 uL
IC 410-300915/6		8260D		5 mL	5 mL	2656		4 uL	4 uL
ICIS 410-300915/7		8260D		5 mL	5 mL	2656		5 uL	5 uL
IC 410-300915/8		8260D		5 mL	5 mL	2656		15 uL	15 uL
IC 410-300915/9		8260D		5 mL	5 mL	2656		15 uL	15 uL

Lab Sample ID	Client Sample ID	Method Chain	Basis	MSV_CCV_VOC#3 00090	MSV_HP28_ISSS 00005	MSV_V_BFB 00008	MSV_V_Gas 00297		
BFB 410-300915/1		8260D				1 uL			
IC 410-300915/3		8260D			5.917 uL				
IC 410-300915/4		8260D		3.2 uL	5.917 uL		2 uL		
IC 410-300915/5		8260D		1.6 uL	5.917 uL		1 uL		
IC 410-300915/6		8260D		3.2 uL	5.917 uL		2 uL		
ICIS 410-300915/7		8260D		4 uL	5.917 uL		2.5 uL		
IC 410-300915/8		8260D		12 uL	5.917 uL		7.5 uL		
IC 410-300915/9		8260D		12 uL	5.917 uL		7.5 uL		

Batch Notes	

Basis	Basis Description

The pound sign (#) in the amount added field denotes that the reagent was used undiluted. All calculations are performed using the stated concentration for this reagent.

GC/MS VOA BATCH WORKSHEET

Lab Name: Eurofins Lancaster Laboratories Job No.: 410-110319-1

SDG No.:

Batch Number: 301291 Batch Start Date: 09/29/22 11:17 Batch Analyst: Keller, Kelly E

Batch Method: 8260D Batch End Date:

Lab Sample ID	Client Sample ID	Method Chain	Basis	InitialAmount	FinalAmount	Lot#Vial	MSV_502QGas 00214	MSV_HP28_ISSS 00005	MSV_LCS_2CEVE 00079
BFB 410-301291/1		8260D		1 uL	1 uL				
ICV 410-301291/4		8260D		5 mL	5 mL	2656	1 uL	5.917 uL	50 uL

Lab Sample ID	Client Sample ID	Method Chain	Basis	MSV_LCS_ACROL 00077	MSV_LCS_VOC#1 00075	MSV_V_BFB 00008			
BFB 410-301291/1		8260D				1 uL			
ICV 410-301291/4		8260D		50 uL	50 uL				

Batch Notes	

Basis	Basis Description

The pound sign (#) in the amount added field denotes that the reagent was used undiluted. All calculations are performed using the stated concentration for this reagent.

GC/MS VOA BATCH WORKSHEET

Lab Name: Eurofins Lancaster Laboratories Job No.: 410-110319-1

SDG No.:

Batch Number: 311123 Batch Start Date: 10/27/22 12:27 Batch Analyst: Campbell, Miranda E

Batch Method: 8260D Batch End Date:

Lab Sample ID	Client Sample ID	Method Chain	Basis	InitialAmount	FinalAmount	Lot#Vial	MSV_4ppbEtoh 00452	MSV_CCV_2CEVE 00090	MSV_CCV_CYC 00004
BFB 410-311123/1		8260D		1 uL	1 uL				
IC 410-311123/3		8260D		5 mL	5 mL	2660			
IC 410-311123/4		8260D		5 mL	5 mL	2660			
IC 410-311123/5		8260D		5 mL	5 mL	2660			
IC 410-311123/6		8260D		5 mL	5 mL	2660			
IC 410-311123/7		8260D		5 mL	5 mL	2660			
IC 410-311123/8		8260D		5 mL	5 mL	2660			
IC 410-311123/11		8260D		5 mL	5 mL	2660		15 uL	30 uL
IC 410-311123/12		8260D		5 mL	5 mL	2660		5 uL	10 uL
ICIS 410-311123/13		8260D		5 mL	5 mL	2660		5 uL	10 uL
IC 410-311123/14		8260D		5 mL	5 mL	2660		4 uL	16 uL
IC 410-311123/15		8260D		5 mL	5 mL	2660		2 uL	8 uL
IC 410-311123/16		8260D		5 mL	5 mL	2660		4 uL	32 uL
IC 410-311123/17		8260D		5 mL	5 mL	2660	12.5 mL		
ICV 410-311123/19		8260D		5 mL	5 mL	2660			

Lab Sample ID	Client Sample ID	Method Chain	Basis	MSV_CCV_EE 00003	MSV_CCV_ETOH 00003	MSV_CCV_GASES 00292	MSV_CCV_LKB 00002	MSV_CCV_Penta 00025	MSV_CCV_V5ACE 00016
BFB 410-311123/1		8260D							
IC 410-311123/3		8260D		15 uL			15 uL	15 uL	15 uL
IC 410-311123/4		8260D		5 uL			5 uL	5 uL	5 uL
IC 410-311123/5		8260D		5 uL			5 uL	5 uL	5 uL
IC 410-311123/6		8260D		4 uL			4 uL	4 uL	4 uL
IC 410-311123/7		8260D		2 uL			2 uL	2 uL	2 uL
IC 410-311123/8		8260D		4 uL			4 uL	4 uL	4 uL
IC 410-311123/11		8260D			30 uL	7.5 uL			

The pound sign (#) in the amount added field denotes that the reagent was used undiluted. All calculations are performed using the stated concentration for this reagent.

GC/MS VOA BATCH WORKSHEET

Lab Name: Eurofins Lancaster Laboratories Job No.: 410-110319-1

SDG No.:

Batch Number: 311123 Batch Start Date: 10/27/22 12:27 Batch Analyst: Campbell, Miranda E

Batch Method: 8260D Batch End Date:

Lab Sample ID	Client Sample ID	Method Chain	Basis	MSV_CCV_EE 00003	MSV_CCV_ETOH 00003	MSV_CCV_GASES 00292	MSV_CCV_LKB 00002	MSV_CCV_Penta 00025	MSV_CCV_V5ACE 00016
IC 410-311123/12		8260D			10 uL	2.5 uL			
ICIS 410-311123/13		8260D			10 uL	2.5 uL			
IC 410-311123/14		8260D			16 uL	2 uL			
IC 410-311123/15		8260D			8 uL	1 uL			
IC 410-311123/16		8260D			20 uL	2 uL			
IC 410-311123/17		8260D							
ICV 410-311123/19		8260D							

Lab Sample ID	Client Sample ID	Method Chain	Basis	MSV_CCV_VOC#1 00094	MSV_CCV_VOC#3 00094	MSV_Cent_IS_O 00007	MSV_Cent_ISSS 00013	MSV_LCS_2CEVE 00084	MSV_LCS_ACROL 00081
BFB 410-311123/1		8260D							
IC 410-311123/3		8260D				5 uL			
IC 410-311123/4		8260D				5 uL			
IC 410-311123/5		8260D				5 uL			
IC 410-311123/6		8260D				5 uL			
IC 410-311123/7		8260D				5 uL			
IC 410-311123/8		8260D				5 uL			
IC 410-311123/11		8260D		15 uL	12 uL		5 uL		
IC 410-311123/12		8260D		5 uL	4 uL		5 uL		
ICIS 410-311123/13		8260D		5 uL	4 uL		5 uL		
IC 410-311123/14		8260D		4 uL	3.2 uL		5 uL		
IC 410-311123/15		8260D		2 uL	1.6 uL		5 uL		
IC 410-311123/16		8260D		4 uL	3.2 uL		5 uL		
IC 410-311123/17		8260D					5 uL		

The pound sign (#) in the amount added field denotes that the reagent was used undiluted. All calculations are performed using the stated concentration for this reagent.

GC/MS VOA BATCH WORKSHEET

Lab Name: Eurofins Lancaster Laboratories Job No.: 410-110319-1

SDG No.:

Batch Number: 311123 Batch Start Date: 10/27/22 12:27 Batch Analyst: Campbell, Miranda E

Batch Method: 8260D Batch End Date:

Lab Sample ID	Client Sample ID	Method Chain	Basis	MSV_CCV_VOC#1 00094	MSV_CCV_VOC#3 00094	MSV_Cent_IS_O 00007	MSV_Cent_ISSS 00013	MSV_LCS_2CEVE 00084	MSV_LCS_ACROL 00081
ICV 410-311123/19		8260D					5 uL	50 uL	50 uL

Lab Sample ID	Client Sample ID	Method Chain	Basis	MSV_LCS_CYC 00002	MSV_LCS_ETOH 00003	MSV_LCS_Gases 00111	MSV_LCS_VOC#1 00079	MSV_V_BFB 00008	MSV_V_SMFreon 00020
BFB 410-311123/1		8260D						1 uL	
IC 410-311123/3		8260D							7.5 uL
IC 410-311123/4		8260D							2.5 uL
IC 410-311123/5		8260D							2.5 uL
IC 410-311123/6		8260D							2 uL
IC 410-311123/7		8260D							1 uL
IC 410-311123/8		8260D							2 uL
IC 410-311123/11		8260D							
IC 410-311123/12		8260D							
ICIS 410-311123/13		8260D							
IC 410-311123/14		8260D							
IC 410-311123/15		8260D							
IC 410-311123/16		8260D							
IC 410-311123/17		8260D							
ICV 410-311123/19		8260D		50 uL	50 uL	50 uL	50 uL		

Lab Sample ID	Client Sample ID	Method Chain	Basis	MSV_V_VOA2 00163					
BFB 410-311123/1		8260D							
IC 410-311123/3		8260D							
IC 410-311123/4		8260D							
IC 410-311123/5		8260D							

The pound sign (#) in the amount added field denotes that the reagent was used undiluted. All calculations are performed using the stated concentration for this reagent.

GC/MS VOA BATCH WORKSHEET

Lab Name: Eurofins Lancaster Laboratories Job No.: 410-110319-1

SDG No.:

Batch Number: 311123 Batch Start Date: 10/27/22 12:27 Batch Analyst: Campbell, Miranda E

Batch Method: 8260D Batch End Date:

Lab Sample ID	Client Sample ID	Method Chain	Basis	MSV_V_VOA2 00163					
IC 410-311123/6		8260D							
IC 410-311123/7		8260D							
IC 410-311123/8		8260D							
IC 410-311123/11		8260D							
IC 410-311123/12		8260D							
ICIS 410-311123/13		8260D							
IC 410-311123/14		8260D		4 uL					
IC 410-311123/15		8260D		2 uL					
IC 410-311123/16		8260D		12 uL					
IC 410-311123/17		8260D							
ICV 410-311123/19		8260D							

Batch Notes	

Basis	Basis Description

The pound sign (#) in the amount added field denotes that the reagent was used undiluted. All calculations are performed using the stated concentration for this reagent.

GC/MS VOA BATCH WORKSHEET

Lab Name: Eurofins Lancaster Laboratories Job No.: 410-110319-1

SDG No.:

Batch Number: 331543 Batch Start Date: 12/30/22 11:23 Batch Analyst: Johnson, Sara E

Batch Method: 8260D Batch End Date:

Lab Sample ID	Client Sample ID	Method Chain	Basis	InitialAmount	FinalAmount	Initial pH	ResidualChloCheck	Headspace	Lot#Vial
BFB 410-331543/1		8260D		1 uL	1 uL				
CCVIS 410-331543/3		8260D		5 mL	5 mL				2672
LCS 410-331543/4		8260D		5 mL	5 mL				2672
LCSD 410-331543/5		8260D		5 mL	5 mL				2672
MB 410-331543/7		8260D		5 mL	5 mL				2672
410-110319-A-15	TripBlank-20221220	8260D	T	5 mL	5 mL	<2 SU	N	N	
410-110319-A-8	MW-12D-20221220	8260D	T	5 mL	5 mL	<2 SU	N	N	
410-110319-A-9	MW-11S-20221220	8260D	T	5 mL	5 mL	<2 SU	N	N	
410-110319-A-10	MW-4S-20221220	8260D	T	5 mL	5 mL	<2 SU	N	N	
410-110319-A-11	MW-3-20221220	8260D	T	5 mL	5 mL	<2 SU	N	N	
410-110319-A-12	MW-13S-20221220	8260D	T	5 mL	5 mL	<2 SU	N	N	
410-110319-A-13	MW-13D-20221220	8260D	T	5 mL	5 mL	<2 SU	N	N	
410-110319-A-14	DUP-20221220	8260D	T	5 mL	5 mL	<2 SU	N	N	

Lab Sample ID	Client Sample ID	Method Chain	Basis	MSV_CCV_2CEVE 00099	MSV_CCV_GASES 00358	MSV_CCV_VOC#1 00103	MSV_CCV_VOC#3 00104	MSV_HP28_ISSS 00005	MSV_LCS_2CEVE 00093
BFB 410-331543/1		8260D							
CCVIS 410-331543/3		8260D		5 uL	2.5 uL	5 uL	4 uL	5.917 uL	
LCS 410-331543/4		8260D						5.917 uL	100 uL
LCSD 410-331543/5		8260D						5.917 uL	100 uL
MB 410-331543/7		8260D						5.917 uL	
410-110319-A-15	TripBlank-20221220	8260D	T					5.917 uL	
410-110319-A-8	MW-12D-20221220	8260D	T					5.917 uL	
410-110319-A-9	MW-11S-20221220	8260D	T					5.917 uL	
410-110319-A-10	MW-4S-20221220	8260D	T					5.917 uL	
410-110319-A-11	MW-3-20221220	8260D	T					5.917 uL	

The pound sign (#) in the amount added field denotes that the reagent was used undiluted. All calculations are performed using the stated concentration for this reagent.

GC/MS VOA BATCH WORKSHEET

Lab Name: Eurofins Lancaster Laboratories Job No.: 410-110319-1

SDG No.:

Batch Number: 331543 Batch Start Date: 12/30/22 11:23 Batch Analyst: Johnson, Sara E

Batch Method: 8260D Batch End Date:

Lab Sample ID	Client Sample ID	Method Chain	Basis	MSV_CCV_2CEVE 00099	MSV_CCV_GASES 00358	MSV_CCV_VOC#1 00103	MSV_CCV_VOC#3 00104	MSV_HP28_ISSS 00005	MSV_LCS_2CEVE 00093
410-110319-A-12	MW-13S-20221220	8260D	T					5.917 uL	
410-110319-A-13	MW-13D-20221220	8260D	T					5.917 uL	
410-110319-A-14	DUP-20221220	8260D	T					5.917 uL	

Lab Sample ID	Client Sample ID	Method Chain	Basis	MSV_LCS_ACROL 00090	MSV_LCS_Gases 00121	MSV_LCS_VOC#1 00088	MSV_V_BFB 00011		
BFB 410-331543/1		8260D					1 uL		
CCVIS 410-331543/3		8260D							
LCS 410-331543/4		8260D		100 uL	100 uL	100 uL			
LCSD 410-331543/5		8260D		100 uL	100 uL	100 uL			
MB 410-331543/7		8260D							
410-110319-A-15	TripBlank-20221220	8260D	T						
410-110319-A-8	MW-12D-20221220	8260D	T						
410-110319-A-9	MW-11S-20221220	8260D	T						
410-110319-A-10	MW-4S-20221220	8260D	T						
410-110319-A-11	MW-3-20221220	8260D	T						
410-110319-A-12	MW-13S-20221220	8260D	T						
410-110319-A-13	MW-13D-20221220	8260D	T						
410-110319-A-14	DUP-20221220	8260D	T						

Batch Notes	

Basis	Basis Description
T	Total/NA

The pound sign (#) in the amount added field denotes that the reagent was used undiluted. All calculations are performed using the stated concentration for this reagent.

GC/MS VOA BATCH WORKSHEET

Lab Name: Eurofins Lancaster Laboratories Job No.: 410-110319-1

SDG No.:

Batch Number: 331544 Batch Start Date: 12/30/22 11:09 Batch Analyst: Kephart, Kayla

Batch Method: 8260D Batch End Date:

Lab Sample ID	Client Sample ID	Method Chain	Basis	InitialAmount	FinalAmount	Initial pH	ResidualChloCheck	Headspace	Lot#Vial
BFB 410-331544/1		8260D		1 uL	1 uL				
CCVIS 410-331544/3		8260D		5 mL	5 mL				2672
LCS 410-331544/4		8260D		5 mL	5 mL				2672
MB 410-331544/6		8260D		5 mL	5 mL				2672
410-110319-A-3	FB-20221219	8260D	T	5 mL	5 mL	<2 SU	N	N	
410-110319-A-1	MW-1-20221219	8260D	T	5 mL	5 mL	<2 SU	N	N	
410-110319-A-2	MW-10S-20221219	8260D	T	5 mL	5 mL	<2 SU	N	N	
410-110319-A-2 MS	MW-10S-20221219	8260D	T	5 mL	5 mL	<2 SU	N	N	
410-110319-A-2 MSD	MW-10S-20221219	8260D	T	5 mL	5 mL	<2 SU	N	N	
410-110319-A-4	MW-8S-20221219	8260D	T	5 mL	5 mL	<2 SU	N	N	
410-110319-A-5	MW-7S-20221220	8260D	T	5 mL	5 mL	<2 SU	N	N	
410-110319-A-6	MW-14S-20221220	8260D	T	5 mL	5 mL	<2 SU	N	N	
410-110319-A-7	MW-12S-20221220	8260D	T	5 mL	5 mL	<2 SU	N	Y	

Lab Sample ID	Client Sample ID	Method Chain	Basis	MSV_CCV_2CEVE 00099	MSV_CCV_GASES 00354	MSV_CCV_VOC#1 00103	MSV_CCV_VOC#3 00104	MSV_Cent_ISSS 00015	MSV_LCS_2CEVE 00093
BFB 410-331544/1		8260D							
CCVIS 410-331544/3		8260D		5 uL	2.5 uL	5 uL	4 uL	5 uL	
LCS 410-331544/4		8260D						5 uL	50 uL
MB 410-331544/6		8260D						5 uL	
410-110319-A-3	FB-20221219	8260D	T					5 uL	
410-110319-A-1	MW-1-20221219	8260D	T					5 uL	
410-110319-A-2	MW-10S-20221219	8260D	T					5 uL	
410-110319-A-2 MS	MW-10S-20221219	8260D	T					5 uL	21.5 uL
410-110319-A-2 MSD	MW-10S-20221219	8260D	T					5 uL	21.5 uL
410-110319-A-4	MW-8S-20221219	8260D	T					5 uL	

The pound sign (#) in the amount added field denotes that the reagent was used undiluted. All calculations are performed using the stated concentration for this reagent.

GC/MS VOA BATCH WORKSHEET

Lab Name: Eurofins Lancaster Laboratories Job No.: 410-110319-1

SDG No.:

Batch Number: 331544 Batch Start Date: 12/30/22 11:09 Batch Analyst: Kephart, Kayla

Batch Method: 8260D Batch End Date:

Lab Sample ID	Client Sample ID	Method Chain	Basis	MSV_CCV_2CEVE 00099	MSV_CCV_GASES 00354	MSV_CCV_VOC#1 00103	MSV_CCV_VOC#3 00104	MSV_Cent_ISSS 00015	MSV_LCS_2CEVE 00093
410-110319-A-5	MW-7S-20221220	8260D	T					5 uL	
410-110319-A-6	MW-14S-20221220	8260D	T					5 uL	
410-110319-A-7	MW-12S-20221220	8260D	T					5 uL	

Lab Sample ID	Client Sample ID	Method Chain	Basis	MSV_LCS_ACROL 00090	MSV_LCS_Gases 00121	MSV_LCS_VOC#1 00088	MSV_V_BFB 00011	AnalysisComment	
BFB 410-331544/1		8260D					1 uL		
CCVIS 410-331544/3		8260D							
LCS 410-331544/4		8260D		50 uL	50 uL	50 uL			
MB 410-331544/6		8260D							
410-110319-A-3	FB-20221219	8260D	T						
410-110319-A-1	MW-1-20221219	8260D	T						
410-110319-A-2	MW-10S-20221219	8260D	T						
410-110319-A-2 MS	MW-10S-20221219	8260D	T	21.5 uL	21.5 uL	21.5 uL			
410-110319-A-2 MSD	MW-10S-20221219	8260D	T	21.5 uL	21.5 uL	21.5 uL			
410-110319-A-4	MW-8S-20221219	8260D	T						
410-110319-A-5	MW-7S-20221220	8260D	T						
410-110319-A-6	MW-14S-20221220	8260D	T						
410-110319-A-7	MW-12S-20221220	8260D	T					1511	

Batch Notes	

Basis	Basis Description
T	Total/NA

The pound sign (#) in the amount added field denotes that the reagent was used undiluted. All calculations are performed using the stated concentration for this reagent.

Method 8270E SIM

Semivolatile Organic Compounds (GC/MS SIM) by Method 8270E

FORM II
GC/MS SEMI VOA SURROGATE RECOVERY

Lab Name: Eurofins Lancaster Laboratories En Job No.: 410-110319-1

SDG No.:

Matrix: Water Level: Low

GC Column (1): DB-5MS 30m 0 ID: 0.25 (mm)

Client Sample ID	Lab Sample ID	MNPd10 #	FLN10 #	BAPd12 #
MW-1-20221219	410-110319-1	71 cn	84 cn	73 cn
MW-10S-20221219	410-110319-2	65 cn	79 cn	64 cn
FB-20221219	410-110319-3	86 cn	80 cn	85 cn
MW-8S-20221219	410-110319-4	72 cn	77 cn	55 cn
MW-7S-20221220	410-110319-5	85	87	76
MW-14S-20221220	410-110319-6	68	72	59
MW-12S-20221220	410-110319-7	83	86	48
MW-12D-20221220	410-110319-8	82	86	36
MW-11S-20221220	410-110319-9	85	85	73
MW-11S-20221220 DL	410-110319-9 DL	89	87	69
MW-4S-20221220	410-110319-10	86	95	67
MW-4S-20221220 DL	410-110319-10 DL	86	86	53
MW-3-20221220	410-110319-11	70	73	68
MW-3-20221220 DL	410-110319-11 DL	71	63	55
MW-13S-20221220	410-110319-12	82	92	64
MW-13D-20221220	410-110319-13	80	84	69
DUP-20221220	410-110319-14	88	93	84
DUP-20221220 DL	410-110319-14 DL	80	78	61
	MB 410-330507/1-A	80	82	82
	MB 410-331675/1-A	83	92	89
	MB 410-333333/1-A	74	78	79
	LCS 410-330507/2-A	85	85	86
	LCS 410-331675/2-A	80	87	90
	LCS 410-333333/2-A	68	79	78
	LCSD 410-330507/3-A	87	89	89
MW-10S-20221219 MS	410-110319-2 MS	64	81	64
MW-10S-20221219 MSD	410-110319-2 MSD	71	86	65

	QC LIMITS
MNPd10 = 1-Methylnaphthalene-d10 (Surr)	36-111
FLN10 = Fluoranthene-d10 (Surr)	47-128
BAPd12 = Benzo(a)pyrene-d12 (Surr)	10-110

Column to be used to flag recovery values

FORM II 8270E SIM

FORM III
GC/MS SEMI VOA LAB CONTROL SAMPLE RECOVERY

Lab Name: Eurofins Lancaster Laboratories Environment Testing, LLC Job No.: 410-110319-1

SDG No.:

Matrix: Water Level: Low Lab File ID: ML0503.D

Lab ID: LCS 410-330507/2-A Client ID:

COMPOUND	SPIKE ADDED (ug/L)	LCS CONCENTRATION (ug/L)	LCS % REC	QC LIMITS REC	#
Acenaphthene	1.00	0.768	77	42-120	
Acenaphthylene	1.00	0.735	74	49-120	
Anthracene	1.00	0.858	86	54-121	
Benzo[a]anthracene	1.00	0.851	85	61-122	
Benzo[a]pyrene	1.00	0.838	84	60-120	
Benzo[b]fluoranthene	1.00	0.831	83	58-122	
Benzo[g,h,i]perylene	1.00	0.886	89	50-120	
Benzo[k]fluoranthene	1.00	0.871	87	57-128	
Chrysene	1.00	0.857	86	55-123	
Dibenz(a,h)anthracene	1.00	0.828	83	50-121	
Fluoranthene	1.00	0.884	88	61-123	
Fluorene	1.00	0.858	86	55-120	
Indeno[1,2,3-cd]pyrene	1.00	0.916	92	47-143	
Naphthalene	1.00	0.723	72	20-120	
Phenanthrene	1.00	0.856	86	59-120	
Pyrene	1.00	0.782	78	46-122	

Column to be used to flag recovery and RPD values

FORM III 8270E SIM

FORM III
GC/MS SEMI VOA LAB CONTROL SAMPLE RECOVERY

Lab Name: Eurofins Lancaster Laboratories Environment Testing, LLC Job No.: 410-110319-1

SDG No.:

Matrix: Water Level: Low Lab File ID: NA0023.D

Lab ID: LCS 410-331675/2-A Client ID:

COMPOUND	SPIKE ADDED (ug/L)	LCS CONCENTRATION (ug/L)	LCS % REC	QC LIMITS REC	#
Acenaphthene	1.00	0.787	79	42-120	
Acenaphthylene	1.00	0.837	84	49-120	
Anthracene	1.00	0.943	94	54-121	
Benzo[a]anthracene	1.00	0.947	95	61-122	
Benzo[a]pyrene	1.00	0.918	92	60-120	
Benzo[b]fluoranthene	1.00	0.864	86	58-122	
Benzo[g,h,i]perylene	1.00	0.925	93	50-120	
Benzo[k]fluoranthene	1.00	0.930	93	57-128	
Chrysene	1.00	0.907	91	55-123	
Dibenz(a,h)anthracene	1.00	0.937	94	50-121	
Fluoranthene	1.00	0.947	95	61-123	
Fluorene	1.00	0.893	89	55-120	
Indeno[1,2,3-cd]pyrene	1.00	0.933	93	47-143	
Naphthalene	1.00	0.752	75	20-120	
Phenanthrene	1.00	0.906	91	59-120	
Pyrene	1.00	0.906	91	46-122	

Column to be used to flag recovery and RPD values

FORM III 8270E SIM

FORM III
GC/MS SEMI VOA LAB CONTROL SAMPLE RECOVERY

Lab Name: Eurofins Lancaster Laboratories Environment Testing, LLC Job No.: 410-110319-1

SDG No.:

Matrix: Water Level: Low Lab File ID: NA0153.D

Lab ID: LCS 410-333333/2-A Client ID:

COMPOUND	SPIKE ADDED (ug/L)	LCS CONCENTRATION (ug/L)	LCS % REC	QC LIMITS REC	#
Acenaphthene	1.00	0.724	72	42-120	
Acenaphthylene	1.00	0.732	73	49-120	
Anthracene	1.00	0.811	81	54-121	
Benzo[a]anthracene	1.00	0.824	82	61-122	
Benzo[a]pyrene	1.00	0.820	82	60-120	
Benzo[b]fluoranthene	1.00	0.808	81	58-122	
Benzo[g,h,i]perylene	1.00	0.846	85	50-120	
Benzo[k]fluoranthene	1.00	0.811	81	57-128	
Chrysene	1.00	0.820	82	55-123	
Dibenz(a,h)anthracene	1.00	0.808	81	50-121	
Fluoranthene	1.00	0.790	79	61-123	
Fluorene	1.00	0.770	77	55-120	
Indeno[1,2,3-cd]pyrene	1.00	0.825	83	47-143	
Naphthalene	1.00	0.632	63	20-120	
Phenanthrene	1.00	0.780	78	59-120	
Pyrene	1.00	0.797	80	46-122	

Column to be used to flag recovery and RPD values

FORM III 8270E SIM

FORM III
GC/MS SEMI VOA LAB CONTROL SAMPLE DUPLICATE RECOVERY

Lab Name: Eurofins Lancaster Laboratories Environment Testing, LLC Job No.: 410-110319-1

SDG No.:

Matrix: Water Level: Low Lab File ID: ML0504.D

Lab ID: LCSD 410-330507/3-A Client ID:

COMPOUND	SPIKE ADDED (ug/L)	LCSD CONCENTRATION (ug/L)	LCSD % REC	% RPD	QC LIMITS RPD	QC LIMITS REC	#
Acenaphthene	1.00	0.812	81	5	30	42-120	
Acenaphthylene	1.00	0.783	78	6	30	49-120	
Anthracene	1.00	0.924	92	7	30	54-121	
Benzo[a]anthracene	1.00	0.876	88	3	30	61-122	
Benzo[a]pyrene	1.00	0.880	88	5	30	60-120	
Benzo[b]fluoranthene	1.00	0.865	87	4	30	58-122	
Benzo[g,h,i]perylene	1.00	0.940	94	6	30	50-120	
Benzo[k]fluoranthene	1.00	0.916	92	5	30	57-128	
Chrysene	1.00	0.886	89	3	30	55-123	
Dibenz(a,h)anthracene	1.00	0.888	89	7	30	50-121	
Fluoranthene	1.00	0.930	93	5	30	61-123	
Fluorene	1.00	0.897	90	4	30	55-120	
Indeno[1,2,3-cd]pyrene	1.00	0.971	97	6	30	47-143	
Naphthalene	1.00	0.848	85	16	30	20-120	
Phenanthrene	1.00	0.912	91	6	30	59-120	
Pyrene	1.00	0.814	81	4	30	46-122	

Column to be used to flag recovery and RPD values

FORM III 8270E SIM

FORM III
GC/MS SEMI VOA MATRIX SPIKE RECOVERY

Lab Name: Eurofins Lancaster Laboratories Environment Testing, LLC Job No.: 410-110319-1

SDG No.:

Matrix: Water Level: Low Lab File ID: NA0155.D

Lab ID: 410-110319-2 MS Client ID: MW-10S-20221219 MS

COMPOUND	SPIKE ADDED (ug/L)	SAMPLE CONCENTRATION (ug/L)	MS CONCENTRATION (ug/L)	MS % REC	QC LIMITS REC	#
Acenaphthene	1.01	ND	0.680	67	42-120	H
Acenaphthylene	1.01	ND	0.720	71	49-120	H
Anthracene	1.01	ND	0.848	84	54-121	H
Benzo[a]anthracene	1.01	ND	0.772	76	61-122	H
Benzo[a]pyrene	1.01	ND	0.687	68	60-120	H
Benzo[b]fluoranthene	1.01	ND	0.651	64	58-122	H
Benzo[g,h,i]perylene	1.01	ND	0.619	61	50-120	H
Benzo[k]fluoranthene	1.01	ND	0.729	72	57-128	H
Chrysene	1.01	ND	0.766	76	55-123	H
Dibenz(a,h)anthracene	1.01	ND	0.589	58	50-121	H
Fluoranthene	1.01	ND	0.844	83	61-123	H
Fluorene	1.01	ND	0.724	71	55-120	H
Indeno[1,2,3-cd]pyrene	1.01	ND	0.612	60	47-143	H
Naphthalene	1.01	ND	0.657	65	20-120	H
Phenanthrene	1.01	ND	0.776	77	59-120	H
Pyrene	1.01	ND	0.758	75	46-122	H

Column to be used to flag recovery and RPD values

FORM III 8270E SIM

FORM III
GC/MS SEMI VOA MATRIX SPIKE DUPLICATE RECOVERY

Lab Name: Eurofins Lancaster Laboratories Environment Testing, LLC Job No.: 410-110319-1

SDG No.:

Matrix: Water Level: Low Lab File ID: NA0156.D

Lab ID: 410-110319-2 MSD Client ID: MW-10S-20221219 MSD

COMPOUND	SPIKE ADDED (ug/L)	MSD CONCENTRATION (ug/L)	MSD % REC	% RPD	QC LIMITS RPD	QC LIMITS REC	#
Acenaphthene	1.01	0.746	74	9	30	42-120	H
Acenaphthylene	1.01	0.787	78	9	30	49-120	H
Anthracene	1.01	0.884	88	4	30	54-121	H
Benzo[a]anthracene	1.01	0.819	81	6	30	61-122	H
Benzo[a]pyrene	1.01	0.695	69	1	30	60-120	H
Benzo[b]fluoranthene	1.01	0.690	68	6	30	58-122	H
Benzo[g,h,i]perylene	1.01	0.614	61	1	30	50-120	H
Benzo[k]fluoranthene	1.01	0.723	72	1	30	57-128	H
Chrysene	1.01	0.822	81	7	30	55-123	H
Dibenz(a,h)anthracene	1.01	0.627	62	6	30	50-121	H
Fluoranthene	1.01	0.891	88	5	30	61-123	H
Fluorene	1.01	0.757	75	5	30	55-120	H
Indeno[1,2,3-cd]pyrene	1.01	0.635	63	4	30	47-143	H
Naphthalene	1.01	0.672	67	2	30	20-120	H
Phenanthrene	1.01	0.852	84	9	30	59-120	H
Pyrene	1.01	0.772	76	2	30	46-122	H

Column to be used to flag recovery and RPD values

FORM III 8270E SIM

FORM IV
GC/MS SEMI VOA METHOD BLANK SUMMARY

Lab Name: Eurofins Lancaster Laboratories Environment Testing, LLC
Job No.: 410-110319-1

SDG No.:

Lab File ID: ML0502.D
Lab Sample ID: MB 410-330507/1-A

Matrix: Water
Date Extracted: 12/27/2022 16:45

Instrument ID: HP21585
Date Analyzed: 12/28/2022 05:04

Level:(Low/Med) Low

THIS METHOD BLANK APPLIES TO THE FOLLOWING SAMPLES:

CLIENT SAMPLE ID	LAB SAMPLE ID	LAB FILE ID	DATE ANALYZED
	LCS 410-330507/2-A	ML0503.D	12/28/2022 05:26
	LCSD 410-330507/3-A	ML0504.D	12/28/2022 05:47
MW-7S-20221220	410-110319-5	ML0510.D	12/28/2022 07:56
MW-14S-20221220	410-110319-6	ML0511.D	12/28/2022 08:18
MW-12S-20221220	410-110319-7	ML0512.D	12/28/2022 08:39
MW-12D-20221220	410-110319-8	ML0513.D	12/28/2022 09:01
MW-11S-20221220	410-110319-9	ML0514.D	12/28/2022 09:22
MW-4S-20221220	410-110319-10	ML0515.D	12/28/2022 09:44
MW-3-20221220	410-110319-11	ML0516.D	12/28/2022 10:05
MW-13S-20221220	410-110319-12	ML0517.D	12/28/2022 10:27
MW-13D-20221220	410-110319-13	ML0518.D	12/28/2022 10:48
DUP-20221220	410-110319-14	ML0519.D	12/28/2022 11:10
MW-11S-20221220 DL	410-110319-9 DL	ML0514a.D	12/28/2022 11:31
MW-4S-20221220 DL	410-110319-10 DL	NL1205.D	12/29/2022 05:21
MW-3-20221220 DL	410-110319-11 DL	NL1206.D	12/29/2022 05:43
DUP-20221220 DL	410-110319-14 DL	NL1207.D	12/29/2022 06:05

FORM IV
GC/MS SEMI VOA METHOD BLANK SUMMARY

Lab Name: Eurofins Lancaster Laboratories Environment Testing, LLC
Job No.: 410-110319-1

SDG No.:

Lab File ID: NA0022.D
Lab Sample ID: MB 410-331675/1-A

Matrix: Water
Date Extracted: 12/30/2022 15:45

Instrument ID: HP23263
Date Analyzed: 01/03/2023 07:47

Level:(Low/Med) Low

THIS METHOD BLANK APPLIES TO THE FOLLOWING SAMPLES:

CLIENT SAMPLE ID	LAB SAMPLE ID	LAB FILE ID	DATE ANALYZED
	LCS 410-331675/2-A	NA0023.D	01/03/2023 08:09
FB-20221219	410-110319-3	NA0032.D	01/03/2023 11:24

FORM IV
GC/MS SEMI VOA METHOD BLANK SUMMARY

Lab Name: Eurofins Lancaster Laboratories Environment Testing, LLC
Job No.: 410-110319-1

SDG No.:

Lab File ID: NA0152.D
Lab Sample ID: MB 410-333333/1-A

Matrix: Water
Date Extracted: 01/06/2023 14:51

Instrument ID: HP23263
Date Analyzed: 01/09/2023 04:41

Level:(Low/Med) Low

THIS METHOD BLANK APPLIES TO THE FOLLOWING SAMPLES:

CLIENT SAMPLE ID	LAB SAMPLE ID	LAB FILE ID	DATE ANALYZED
	LCS 410-333333/2-A	NA0153.D	01/09/2023 05:03
MW-10S-20221219	410-110319-2	NA0154.D	01/09/2023 05:25
MW-10S-20221219 MS	410-110319-2 MS	NA0155.D	01/09/2023 05:47
MW-10S-20221219 MSD	410-110319-2 MSD	NA0156.D	01/09/2023 06:08
MW-8S-20221219	410-110319-4	NA0160.D	01/09/2023 07:35
MW-1-20221219	410-110319-1	NA0166.D	01/09/2023 09:45

FORM V
GC/MS SEMI VOA INSTRUMENT PERFORMANCE CHECK
DECAFLUOROTRIPHENYLPHOSPHINE (DFTPP)

Lab Name: Eurofins Lancaster Laboratories Env: Job No.: 410-110319-1

SDG No.:

Lab File ID: MG1350.D DFTPP Injection Date: 07/28/2022

Instrument ID: HP21585 DFTPP Injection Time: 18:23

Analysis Batch No.: 280637

M/E	ION ABUNDANCE CRITERIA	% RELATIVE ABUNDANCE	
51	10-80% of Base Peak	51.6	
68	Less than 2% of mass 69	0.9	(1.5) 1
69	Mass 69 Relative abundance	57.7	
70	Less than 2% of mass 69	0.4	(0.6) 1
127	10-80% of Base Peak	50.8	
197	Less than 2% of mass 198	0.7	
198	Base peak	100.0	
199	5-9% of mass 198	6.7	
275	10-60% of Base Peak	26.4	
365	Greater than 1% of mass 198	3.2	
441	present but less than 24% of mass 442	11.4	(15.8) 2
442	Greater than 50% of mass 198	71.9	
443	15-24% of mass 442	14.1	(19.7) 2

1-Value is % mass 69 2-Value is % mass 442

THIS CHECK APPLIES TO THE FOLLOWING SAMPLES, MS, MSD, BLANKS AND STANDARDS:

CLIENT SAMPLE ID	LAB SAMPLE ID	LAB FILE ID	DATE ANALYZED	TIME ANALYZED
	ICIS 410-280637/2	MG1351b.D	07/28/2022	19:23
	IC 410-280637/3	MG1352.D	07/28/2022	20:06
	IC 410-280637/4	MG1353.D	07/28/2022	20:27
	IC 410-280637/5	MG1354.D	07/28/2022	20:49
	IC 410-280637/6	MG1355.D	07/28/2022	21:10
	IC 410-280637/7	MG1356.D	07/28/2022	21:32
	ICV 410-280637/9	MG1358.D	07/28/2022	22:14

FORM V
GC/MS SEMI VOA INSTRUMENT PERFORMANCE CHECK
DECAFLUOROTRIPHENYLPHOSPHINE (DFTPP)

Lab Name: Eurofins Lancaster Laboratories Env: Job No.: 410-110319-1

SDG No.:

Lab File ID: ML0500.D DFTPP Injection Date: 12/28/2022

Instrument ID: HP21585 DFTPP Injection Time: 03:44

Analysis Batch No.: 330631

M/E	ION ABUNDANCE CRITERIA	% RELATIVE ABUNDANCE	
51	10-80% of Base Peak	18.2	
68	Less than 2% of mass 69	0.4	(1.7) 1
69	Mass 69 Relative abundance	21.5	
70	Less than 2% of mass 69	0.1	(0.6) 1
127	10-80% of Base Peak	36.7	
197	Less than 2% of mass 198	0.3	
198	Base peak	100.0	
199	5-9% of mass 198	6.8	
275	10-60% of Base Peak	33.1	
365	Greater than 1% of mass 198	4.3	
441	present but less than 24% of mass 442	23.9	(15.1) 2
442	Greater than 50% of mass 198	158.3	
443	15-24% of mass 442	29.9	(18.9) 2

1-Value is % mass 69 2-Value is % mass 442

THIS CHECK APPLIES TO THE FOLLOWING SAMPLES, MS, MSD, BLANKS AND STANDARDS:

CLIENT SAMPLE ID	LAB SAMPLE ID	LAB FILE ID	DATE ANALYZED	TIME ANALYZED
	CCVIS 410-330631/2	ML0501a.D	12/28/2022	4:31
	MB 410-330507/1-A	ML0502.D	12/28/2022	5:04
	LCS 410-330507/2-A	ML0503.D	12/28/2022	5:26
	LCSD 410-330507/3-A	ML0504.D	12/28/2022	5:47
MW-7S-20221220	410-110319-5	ML0510.D	12/28/2022	7:56
MW-14S-20221220	410-110319-6	ML0511.D	12/28/2022	8:18
MW-12S-20221220	410-110319-7	ML0512.D	12/28/2022	8:39
MW-12D-20221220	410-110319-8	ML0513.D	12/28/2022	9:01
MW-11S-20221220	410-110319-9	ML0514.D	12/28/2022	9:22
MW-4S-20221220	410-110319-10	ML0515.D	12/28/2022	9:44
MW-3-20221220	410-110319-11	ML0516.D	12/28/2022	10:05
MW-13S-20221220	410-110319-12	ML0517.D	12/28/2022	10:27
MW-13D-20221220	410-110319-13	ML0518.D	12/28/2022	10:48
DUP-20221220	410-110319-14	ML0519.D	12/28/2022	11:10
MW-11S-20221220 DL	410-110319-9 DL	ML0514a.D	12/28/2022	11:31

FORM V
GC/MS SEMI VOA INSTRUMENT PERFORMANCE CHECK
DECAFLUOROTRIPHENYLPHOSPHINE (DFTPP)

Lab Name: Eurofins Lancaster Laboratories Env: Job No.: 410-110319-1

SDG No.:

Lab File ID: NJ0020.D DFTPP Injection Date: 10/05/2022

Instrument ID: HP23263 DFTPP Injection Time: 09:35

Analysis Batch No.: 303206

M/E	ION ABUNDANCE CRITERIA	% RELATIVE ABUNDANCE	
51	10-80% of Base Peak	50.4	
68	Less than 2% of mass 69	0.0	(0.0) 1
69	Mass 69 Relative abundance	54.7	
70	Less than 2% of mass 69	0.2	(0.4) 1
127	10-80% of Base Peak	54.1	
197	Less than 2% of mass 198	0.0	
198	Base peak	100.0	
199	5-9% of mass 198	6.8	
275	10-60% of Base Peak	29.1	
365	Greater than 1% of mass 198	3.9	
441	present but less than 24% of mass 442	15.7	(16.6) 2
442	Greater than 50% of mass 198	94.2	
443	15-24% of mass 442	18.2	(19.3) 2

1-Value is % mass 69 2-Value is % mass 442

THIS CHECK APPLIES TO THE FOLLOWING SAMPLES, MS, MSD, BLANKS AND STANDARDS:

CLIENT SAMPLE ID	LAB SAMPLE ID	LAB FILE ID	DATE ANALYZED	TIME ANALYZED
	ICIS 410-303206/2	NJ0021.D	10/05/2022	9:51
	IC 410-303206/3	NJ0022.D	10/05/2022	10:15
	IC 410-303206/4	NJ0023.D	10/05/2022	10:37
	IC 410-303206/5	NJ0024.D	10/05/2022	10:59
	IC 410-303206/6	NJ0025.D	10/05/2022	11:20
	IC 410-303206/7	NJ0026.D	10/05/2022	11:42
	ICV 410-303206/9	NJ0028.D	10/05/2022	12:25

FORM V
GC/MS SEMI VOA INSTRUMENT PERFORMANCE CHECK
DECAFLUOROTRIPHENYLPHOSPHINE (DFTPP)

Lab Name: Eurofins Lancaster Laboratories Env: Job No.: 410-110319-1

SDG No.:

Lab File ID: NL1200.D DFTPP Injection Date: 12/29/2022

Instrument ID: HP23263 DFTPP Injection Time: 03:35

Analysis Batch No.: 331032

M/E	ION ABUNDANCE CRITERIA	% RELATIVE ABUNDANCE	
51	10-80% of Base Peak	53.2	
68	Less than 2% of mass 69	0.6	(1.0) 1
69	Mass 69 Relative abundance	58.7	
70	Less than 2% of mass 69	0.3	(0.5) 1
127	10-80% of Base Peak	56.4	
197	Less than 2% of mass 198	0.1	
198	Base peak	100.0	
199	5-9% of mass 198	7.0	
275	10-60% of Base Peak	27.5	
365	Greater than 1% of mass 198	3.3	
441	present but less than 24% of mass 442	12.8	(16.3) 2
442	Greater than 50% of mass 198	78.9	
443	15-24% of mass 442	15.6	(19.7) 2

1-Value is % mass 69 2-Value is % mass 442

THIS CHECK APPLIES TO THE FOLLOWING SAMPLES, MS, MSD, BLANKS AND STANDARDS:

CLIENT SAMPLE ID	LAB SAMPLE ID	LAB FILE ID	DATE ANALYZED	TIME ANALYZED
	CCVIS 410-331032/2	NL1201.D	12/29/2022	3:50
MW-4S-20221220 DL	410-110319-10 DL	NL1205.D	12/29/2022	5:21
MW-3-20221220 DL	410-110319-11 DL	NL1206.D	12/29/2022	5:43
DUP-20221220 DL	410-110319-14 DL	NL1207.D	12/29/2022	6:05

FORM V
GC/MS SEMI VOA INSTRUMENT PERFORMANCE CHECK
DECAFLUOROTRIPHENYLPHOSPHINE (DFTPP)

Lab Name: Eurofins Lancaster Laboratories Env: Job No.: 410-110319-1

SDG No.:

Lab File ID: NA0020.D DFTPP Injection Date: 01/03/2023

Instrument ID: HP23263 DFTPP Injection Time: 07:06

Analysis Batch No.: 331907

M/E	ION ABUNDANCE CRITERIA	% RELATIVE ABUNDANCE	
51	10-80% of Base Peak	48.6	
68	Less than 2% of mass 69	0.0	(0.0) 1
69	Mass 69 Relative abundance	55.5	
70	Less than 2% of mass 69	0.3	(0.5) 1
127	10-80% of Base Peak	54.3	
197	Less than 2% of mass 198	0.0	
198	Base peak	100.0	
199	5-9% of mass 198	6.8	
275	10-60% of Base Peak	28.1	
365	Greater than 1% of mass 198	3.5	
441	present but less than 24% of mass 442	14.1	(16.1) 2
442	Greater than 50% of mass 198	87.7	
443	15-24% of mass 442	16.9	(19.2) 2

1-Value is % mass 69 2-Value is % mass 442

THIS CHECK APPLIES TO THE FOLLOWING SAMPLES, MS, MSD, BLANKS AND STANDARDS:

CLIENT SAMPLE ID	LAB SAMPLE ID	LAB FILE ID	DATE ANALYZED	TIME ANALYZED
	CCVIS 410-331907/2	NA0021.D	01/03/2023	7:23
	MB 410-331675/1-A	NA0022.D	01/03/2023	7:47
	LCS 410-331675/2-A	NA0023.D	01/03/2023	8:09
FB-20221219	410-110319-3	NA0032.D	01/03/2023	11:24

FORM V
GC/MS SEMI VOA INSTRUMENT PERFORMANCE CHECK
DECAFLUOROTRIPHENYLPHOSPHINE (DFTPP)

Lab Name: Eurofins Lancaster Laboratories Env: Job No.: 410-110319-1

SDG No.:

Lab File ID: NA0150.D DFTPP Injection Date: 01/09/2023

Instrument ID: HP23263 DFTPP Injection Time: 03:55

Analysis Batch No.: 333530

M/E	ION ABUNDANCE CRITERIA	% RELATIVE ABUNDANCE	
51	10-80% of Base Peak	48.5	
68	Less than 2% of mass 69	0.6	(1.2) 1
69	Mass 69 Relative abundance	55.0	
70	Less than 2% of mass 69	0.2	(0.4) 1
127	10-80% of Base Peak	53.6	
197	Less than 2% of mass 198	0.0	
198	Base peak	100.0	
199	5-9% of mass 198	6.6	
275	10-60% of Base Peak	28.9	
365	Greater than 1% of mass 198	3.5	
441	present but less than 24% of mass 442	14.3	(16.0) 2
442	Greater than 50% of mass 198	89.5	
443	15-24% of mass 442	17.0	(19.0) 2

1-Value is % mass 69 2-Value is % mass 442

THIS CHECK APPLIES TO THE FOLLOWING SAMPLES, MS, MSD, BLANKS AND STANDARDS:

CLIENT SAMPLE ID	LAB SAMPLE ID	LAB FILE ID	DATE ANALYZED	TIME ANALYZED
	CCVIS 410-333530/2	NA0151.D	01/09/2023	4:14
	MB 410-333333/1-A	NA0152.D	01/09/2023	4:41
	LCS 410-333333/2-A	NA0153.D	01/09/2023	5:03
MW-10S-20221219	410-110319-2	NA0154.D	01/09/2023	5:25
MW-10S-20221219 MS	410-110319-2 MS	NA0155.D	01/09/2023	5:47
MW-10S-20221219 MSD	410-110319-2 MSD	NA0156.D	01/09/2023	6:08
MW-8S-20221219	410-110319-4	NA0160.D	01/09/2023	7:35
MW-1-20221219	410-110319-1	NA0166.D	01/09/2023	9:45

FORM VIII
GC/MS SEMI VOA INTERNAL STANDARD AREA AND RETENTION TIME SUMMARY

Lab Name: Eurofins Lancaster Laboratories Environment Testing, LLC
Job No.: 410-110319-1

SDG No.:

Sample No.: ICIS 410-280637/2
Date Analyzed: 07/28/2022 19:23

Instrument ID: HP21585
GC Column: DB-5MS 30m 0.25 ID: 0.25(mm)

Lab File ID (Standard): MG1351b.D
Heated Purge: (Y/N) N

Calibration ID: 41344

		DCBd4		NPT		ANT	
		AREA #	RT #	AREA #	RT #	AREA #	RT #
INITIAL CALIBRATION MID-POINT		62721	4.57	222361	5.76	120364	7.42
UPPER LIMIT		125442	5.07	444722	6.26	240728	7.92
LOWER LIMIT		31361	4.07	111181	5.26	60182	6.92
LAB SAMPLE ID	CLIENT SAMPLE ID						
ICV 410-280637/9		71756	4.58	251024	5.75	136033	7.42
CCVIS 410-330631/2		85347	4.37	269605	5.59	152342	7.26

DCBd4 = 1,4-Dichlorobenzene-d4
NPT = Naphthalene-d8
ANT = Acenaphthene-d10

Area Limit = 50%-200% of internal standard area
RT Limit = ± 0.5 minutes of internal standard RT

Column used to flag values outside QC limits

FORM VIII
GC/MS SEMI VOA INTERNAL STANDARD AREA AND RETENTION TIME SUMMARY

Lab Name: Eurofins Lancaster Laboratories Environment Testing, LLC
Job No.: 410-110319-1

SDG No.:

Sample No.: ICIS 410-280637/2
Date Analyzed: 07/28/2022 19:23

Instrument ID: HP21585
GC Column: DB-5MS 30m 0.25 ID: 0.25(mm)

Lab File ID (Standard): MG1351b.D
Heated Purge: (Y/N) N

Calibration ID: 41344

		PHN		CRY		PRY	
		AREA #	RT #	AREA #	RT #	AREA #	RT #
INITIAL CALIBRATION MID-POINT		218059	8.83	186396	11.50	183007	13.47
UPPER LIMIT		436118	9.33	372792	12.00	366014	13.97
LOWER LIMIT		109030	8.33	93198	11.00	91504	12.97
LAB SAMPLE ID	CLIENT SAMPLE ID						
ICV 410-280637/9		243385	8.82	198451	11.50	177699	13.46
CCVIS 410-330631/2		285242	8.66	261942	11.28	302833	13.13

PHN = Phenanthrene-d10
CRY = Chrysene-d12
PRY = Perylene-d12

Area Limit = 50%-200% of internal standard area
RT Limit = ± 0.5 minutes of internal standard RT

Column used to flag values outside QC limits

FORM VIII
GC/MS SEMI VOA INTERNAL STANDARD AREA AND RETENTION TIME SUMMARY

Lab Name: Eurofins Lancaster Laboratories Environment Testing, LLC Job No.: 410-110319-1

SDG No.:

Sample No.: CCVIS 410-330631/2 Date Analyzed: 12/28/2022 04:31

Instrument ID: HP21585 GC Column: DB-5MS 30m 0.25 ID: 0.25(mm)

Lab File ID (Standard): ML0501a.D Heated Purge: (Y/N) N

Calibration ID: 41344

		DCBd4		NPT		ANT	
		AREA #	RT #	AREA #	RT #	AREA #	RT #
12/24 HOUR STD		85347	4.37	269605	5.59	152342	7.26
UPPER LIMIT		170694	4.87	539210	6.09	304684	7.76
LOWER LIMIT		42674	3.87	134803	5.09	76171	6.76
LAB SAMPLE ID	CLIENT SAMPLE ID						
MB 410-330507/1-A		86053	4.37	263255	5.59	145907	7.26
LCS 410-330507/2-A		80711	4.37	246003	5.59	142315	7.26
LCSD 410-330507/3-A		80362	4.37	236509	5.59	136457	7.26
410-110319-5	MW-7S-20221220	84543	4.37	253848	5.59	145791	7.26
410-110319-6	MW-14S-20221220	93133	4.37	286008	5.59	159576	7.26
410-110319-7	MW-12S-20221220	84796	4.37	255815	5.59	141777	7.26
410-110319-8	MW-12D-20221220	87766	4.37	263610	5.59	143969	7.26
410-110319-9	MW-11S-20221220	85225	4.37	260349	5.59	154807	7.26
410-110319-10	MW-4S-20221220	81822	4.37	263527	5.59	149749	7.26
410-110319-11	MW-3-20221220	87003	4.37	267035	5.59	158924	7.26
410-110319-12	MW-13S-20221220	86953	4.37	274141	5.59	161862	7.26
410-110319-13	MW-13D-20221220	85994	4.37	271670	5.59	150385	7.26
410-110319-14	DUP-20221220	84910	4.37	254299	5.59	153602	7.26
410-110319-9 DL	MW-11S-20221220 DL	83570	4.37	255941	5.59	151019	7.26

DCBd4 = 1,4-Dichlorobenzene-d4
NPT = Naphthalene-d8
ANT = Acenaphthene-d10

Area Limit = 50%-200% of internal standard area
RT Limit = ± 0.5 minutes of internal standard RT

Column used to flag values outside QC limits

FORM VIII
GC/MS SEMI VOA INTERNAL STANDARD AREA AND RETENTION TIME SUMMARY

Lab Name: Eurofins Lancaster Laboratories Environment Testing, LLC
Job No.: 410-110319-1

SDG No.:

Sample No.: CCVIS 410-330631/2
Date Analyzed: 12/28/2022 04:31

Instrument ID: HP21585
GC Column: DB-5MS 30m 0.25 ID: 0.25(mm)

Lab File ID (Standard): ML0501a.D
Heated Purge: (Y/N) N

Calibration ID: 41344

		PHN		CRY		PRY	
		AREA #	RT #	AREA #	RT #	AREA #	RT #
12/24 HOUR STD		285242	8.66	261942	11.28	302833	13.13
UPPER LIMIT		570484	9.16	523884	11.78	605666	13.63
LOWER LIMIT		142621	8.16	130971	10.78	151417	12.63
LAB SAMPLE ID	CLIENT SAMPLE ID						
MB 410-330507/1-A		271768	8.67	236098	11.28	260109	13.14
LCS 410-330507/2-A		266804	8.66	240931	11.27	266912	13.13
LCSD 410-330507/3-A		256136	8.66	234798	11.27	257977	13.13
410-110319-5	MW-7S-20221220	276520	8.66	256595	11.27	304422	13.13
410-110319-6	MW-14S-20221220	301056	8.66	267969	11.27	314617	13.13
410-110319-7	MW-12S-20221220	274277	8.66	242264	11.27	278967	13.13
410-110319-8	MW-12D-20221220	276281	8.66	244602	11.27	280714	13.13
410-110319-9	MW-11S-20221220	275319	8.66	265979	11.27	336921	13.13
410-110319-10	MW-4S-20221220	276950	8.66	257960	11.27	310066	13.13
410-110319-11	MW-3-20221220	299284	8.66	296780	11.27	333293	13.13
410-110319-12	MW-13S-20221220	288526	8.66	274799	11.27	329230	13.13
410-110319-13	MW-13D-20221220	285244	8.66	259873	11.27	303963	13.13
410-110319-14	DUP-20221220	271185	8.66	265878	11.27	326313	13.13
410-110319-9 DL	MW-11S-20221220 DL	278162	8.66	257286	11.27	304583	13.13

PHN = Phenanthrene-d10
CRY = Chrysene-d12
PRY = Perylene-d12

Area Limit = 50%-200% of internal standard area
RT Limit = ± 0.5 minutes of internal standard RT

Column used to flag values outside QC limits

FORM VIII
GC/MS SEMI VOA INTERNAL STANDARD AREA AND RETENTION TIME SUMMARY

Lab Name: Eurofins Lancaster Laboratories Environment Testing, LLC
Job No.: 410-110319-1

SDG No.:

Sample No.: ICIS 410-303206/2
Date Analyzed: 10/05/2022 09:51

Instrument ID: HP23263
GC Column: DB-5MS 30m 0.25 ID: 0.25(mm)

Lab File ID (Standard): NJ0021.D
Heated Purge: (Y/N) N

Calibration ID: 42802

		DCBd4		NPT		ANT	
		AREA #	RT #	AREA #	RT #	AREA #	RT #
INITIAL CALIBRATION MID-POINT		36901	4.63	132746	5.82	54857	7.48
UPPER LIMIT		73802	5.13	265492	6.32	109714	7.98
LOWER LIMIT		18451	4.13	66373	5.32	27429	6.98
LAB SAMPLE ID	CLIENT SAMPLE ID						
ICV 410-303206/9		30798	4.63	104279	5.82	46689	7.48
CCVIS 410-331032/2		36127	4.53	115490	5.74	46334	7.41
CCVIS 410-331907/2		37318	4.53	116290	5.74	51793	7.42
CCVIS 410-333530/2		33795	4.54	105714	5.74	43019	7.42

DCBd4 = 1,4-Dichlorobenzene-d4
NPT = Naphthalene-d8
ANT = Acenaphthene-d10

Area Limit = 50%-200% of internal standard area
RT Limit = ± 0.5 minutes of internal standard RT

Column used to flag values outside QC limits

FORM VIII
GC/MS SEMI VOA INTERNAL STANDARD AREA AND RETENTION TIME SUMMARY

Lab Name: Eurofins Lancaster Laboratories Environment Testing, LLC
Job No.: 410-110319-1

SDG No.:

Sample No.: ICIS 410-303206/2
Date Analyzed: 10/05/2022 09:51

Instrument ID: HP23263
GC Column: DB-5MS 30m 0.25 ID: 0.25(mm)

Lab File ID (Standard): NJ0021.D
Heated Purge: (Y/N) N

Calibration ID: 42802

		PHN		CRY		PRY	
		AREA #	RT #	AREA #	RT #	AREA #	RT #
INITIAL CALIBRATION MID-POINT		89839	8.89	53880	11.58	47679	13.58
UPPER LIMIT		179678	9.39	107760	12.08	95358	14.08
LOWER LIMIT		44920	8.39	26940	11.08	23840	13.08
LAB SAMPLE ID	CLIENT SAMPLE ID						
ICV 410-303206/9		73944	8.89	43078	11.58	35344	13.58
CCVIS 410-331032/2		78111	8.82	53217	11.48	53238	13.43
CCVIS 410-331907/2		87345	8.82	50633	11.48	48848	13.43
CCVIS 410-333530/2		70701	8.83	48207	11.49	48438	13.44

PHN = Phenanthrene-d10
CRY = Chrysene-d12
PRY = Perylene-d12

Area Limit = 50%-200% of internal standard area
RT Limit = ± 0.5 minutes of internal standard RT

Column used to flag values outside QC limits

FORM VIII
GC/MS SEMI VOA INTERNAL STANDARD AREA AND RETENTION TIME SUMMARY

Lab Name: Eurofins Lancaster Laboratories Environment Testing, LLC
Job No.: 410-110319-1

SDG No.:

Sample No.: CCVIS 410-331032/2
Date Analyzed: 12/29/2022 03:50

Instrument ID: HP23263
GC Column: DB-5MS 30m 0.25 ID: 0.25(mm)

Lab File ID (Standard): NL1201.D
Heated Purge: (Y/N) N

Calibration ID: 42802

		DCBd4		NPT		ANT	
		AREA #	RT #	AREA #	RT #	AREA #	RT #
12/24 HOUR STD		36127	4.53	115490	5.74	46334	7.41
UPPER LIMIT		72254	5.03	230980	6.24	92668	7.91
LOWER LIMIT		18064	4.03	57745	5.24	23167	6.91
LAB SAMPLE ID	CLIENT SAMPLE ID						
410-110319-10 DL	MW-4S-20221220 DL	37780	4.53	118237	5.74	51986	7.41
410-110319-11 DL	MW-3-20221220 DL	36446	4.53	111774	5.73	50752	7.41
410-110319-14 DL	DUP-20221220 DL	36567	4.53	113729	5.73	51981	7.41

DCBd4 = 1,4-Dichlorobenzene-d4
NPT = Naphthalene-d8
ANT = Acenaphthene-d10

Area Limit = 50%-200% of internal standard area
RT Limit = ± 0.5 minutes of internal standard RT

Column used to flag values outside QC limits

FORM VIII
GC/MS SEMI VOA INTERNAL STANDARD AREA AND RETENTION TIME SUMMARY

Lab Name: Eurofins Lancaster Laboratories Environment Testing, LLC
Job No.: 410-110319-1

SDG No.:

Sample No.: CCVIS 410-331032/2
Date Analyzed: 12/29/2022 03:50

Instrument ID: HP23263
GC Column: DB-5MS 30m 0.25 ID: 0.25(mm)

Lab File ID (Standard): NL1201.D
Heated Purge: (Y/N) N

Calibration ID: 42802

		PHN		CRY		PRY	
		AREA #	RT #	AREA #	RT #	AREA #	RT #
12/24 HOUR STD		78111	8.82	53217	11.48	53238	13.43
UPPER LIMIT		156222	9.32	106434	11.98	106476	13.93
LOWER LIMIT		39056	8.32	26609	10.98	26619	12.93
LAB SAMPLE ID	CLIENT SAMPLE ID						
410-110319-10 DL	MW-4S-20221220 DL	70162	8.82	50246	11.48	45860	13.43
410-110319-11 DL	MW-3-20221220 DL	79571	8.82	51919	11.47	47136	13.42
410-110319-14 DL	DUP-20221220 DL	76667	8.82	53009	11.47	49413	13.42

PHN = Phenanthrene-d10
CRY = Chrysene-d12
PRY = Perylene-d12

Area Limit = 50%-200% of internal standard area
RT Limit = ± 0.5 minutes of internal standard RT

Column used to flag values outside QC limits

FORM VIII
GC/MS SEMI VOA INTERNAL STANDARD AREA AND RETENTION TIME SUMMARY

Lab Name: Eurofins Lancaster Laboratories Environment Testing, LLC
Job No.: 410-110319-1

SDG No.:

Sample No.: CCVIS 410-331907/2
Date Analyzed: 01/03/2023 07:23

Instrument ID: HP23263
GC Column: DB-5MS 30m 0.25 ID: 0.25(mm)

Lab File ID (Standard): NA0021.D
Heated Purge: (Y/N) N

Calibration ID: 42802

		DCBd4		NPT		ANT	
		AREA #	RT #	AREA #	RT #	AREA #	RT #
12/24 HOUR STD		37318	4.53	116290	5.74	51793	7.42
UPPER LIMIT		74636	5.03	232580	6.24	103586	7.92
LOWER LIMIT		18659	4.03	58145	5.24	25897	6.92
LAB SAMPLE ID	CLIENT SAMPLE ID						
MB 410-331675/1-A		33328	4.53	108039	5.74	47846	7.42
LCS 410-331675/2-A		34243	4.53	116998	5.74	47526	7.41
410-110319-3	FB-20221219	34391	4.53	107836	5.74	48358	7.41

DCBd4 = 1,4-Dichlorobenzene-d4
NPT = Naphthalene-d8
ANT = Acenaphthene-d10

Area Limit = 50%-200% of internal standard area
RT Limit = ± 0.5 minutes of internal standard RT

Column used to flag values outside QC limits

FORM VIII
GC/MS SEMI VOA INTERNAL STANDARD AREA AND RETENTION TIME SUMMARY

Lab Name: Eurofins Lancaster Laboratories Environment Testing, LLC
Job No.: 410-110319-1

SDG No.:

Sample No.: CCVIS 410-331907/2
Date Analyzed: 01/03/2023 07:23

Instrument ID: HP23263
GC Column: DB-5MS 30m 0.25 ID: 0.25(mm)

Lab File ID (Standard): NA0021.D
Heated Purge: (Y/N) N

Calibration ID: 42802

		PHN		CRY		PRY	
		AREA #	RT #	AREA #	RT #	AREA #	RT #
12/24 HOUR STD		87345	8.82	50633	11.48	48848	13.43
UPPER LIMIT		174690	9.32	101266	11.98	97696	13.93
LOWER LIMIT		43673	8.32	25317	10.98	24424	12.93
LAB SAMPLE ID	CLIENT SAMPLE ID						
MB 410-331675/1-A		69237	8.83	46598	11.49	41055	13.44
LCS 410-331675/2-A		74213	8.83	46383	11.48	42200	13.44
410-110319-3	FB-20221219	74635	8.83	44049	11.49	40896	13.44

PHN = Phenanthrene-d10
CRY = Chrysene-d12
PRY = Perylene-d12

Area Limit = 50%-200% of internal standard area
RT Limit = ± 0.5 minutes of internal standard RT

Column used to flag values outside QC limits

FORM VIII
GC/MS SEMI VOA INTERNAL STANDARD AREA AND RETENTION TIME SUMMARY

Lab Name: Eurofins Lancaster Laboratories Environment Testing, LLC
Job No.: 410-110319-1

SDG No.:

Sample No.: CCVIS 410-333530/2
Date Analyzed: 01/09/2023 04:14

Instrument ID: HP23263
GC Column: DB-5MS 30m 0.25 ID: 0.25(mm)

Lab File ID (Standard): NA0151.D
Heated Purge: (Y/N) N

Calibration ID: 42802

		DCBd4		NPT		ANT	
		AREA #	RT #	AREA #	RT #	AREA #	RT #
12/24 HOUR STD		33795	4.54	105714	5.74	43019	7.42
UPPER LIMIT		67590	5.04	211428	6.24	86038	7.92
LOWER LIMIT		16898	4.04	52857	5.24	21510	6.92
LAB SAMPLE ID	CLIENT SAMPLE ID						
MB 410-333333/1-A		35440	4.53	117887	5.74	49150	7.42
LCS 410-333333/2-A		36442	4.53	128225	5.74	48551	7.42
410-110319-2	MW-10S-20221219	37157	4.53	120080	5.74	50050	7.41
410-110319-2 MS	MW-10S-20221219 MS	32018	4.53	115128	5.74	47388	7.42
410-110319-2 MSD	MW-10S-20221219 MSD	33185	4.53	123255	5.74	48394	7.41
410-110319-4	MW-8S-20221219	37642	4.53	126472	5.74	53353	7.42
410-110319-1	MW-1-20221219	35956	4.53	122703	5.74	51214	7.41

DCBd4 = 1,4-Dichlorobenzene-d4
NPT = Naphthalene-d8
ANT = Acenaphthene-d10

Area Limit = 50%-200% of internal standard area
RT Limit = ± 0.5 minutes of internal standard RT

Column used to flag values outside QC limits

FORM VIII
GC/MS SEMI VOA INTERNAL STANDARD AREA AND RETENTION TIME SUMMARY

Lab Name: Eurofins Lancaster Laboratories Environment Testing, LLC
Job No.: 410-110319-1

SDG No.:

Sample No.: CCVIS 410-333530/2
Date Analyzed: 01/09/2023 04:14

Instrument ID: HP23263
GC Column: DB-5MS 30m 0.25 ID: 0.25(mm)

Lab File ID (Standard): NA0151.D
Heated Purge: (Y/N) N

Calibration ID: 42802

		PHN		CRY		PRY	
		AREA #	RT #	AREA #	RT #	AREA #	RT #
12/24 HOUR STD		70701	8.83	48207	11.49	48438	13.44
UPPER LIMIT		141402	9.33	96414	11.99	96876	13.94
LOWER LIMIT		35351	8.33	24104	10.99	24219	12.94
LAB SAMPLE ID	CLIENT SAMPLE ID						
MB 410-333333/1-A		82790	8.83	49856	11.49	45867	13.44
LCS 410-333333/2-A		86046	8.82	51216	11.48	47463	13.43
410-110319-2	MW-10S-20221219	88051	8.83	54510	11.48	50681	13.44
410-110319-2 MS	MW-10S-20221219 MS	76999	8.82	53030	11.48	51661	13.43
410-110319-2 MSD	MW-10S-20221219 MSD	72581	8.83	51501	11.48	49511	13.43
410-110319-4	MW-8S-20221219	77375	8.82	53218	11.48	50779	13.43
410-110319-1	MW-1-20221219	80033	8.83	49076	11.48	46124	13.44

PHN = Phenanthrene-d10
CRY = Chrysene-d12
PRY = Perylene-d12

Area Limit = 50%-200% of internal standard area
RT Limit = ± 0.5 minutes of internal standard RT

Column used to flag values outside QC limits

FORM I
GC/MS SEMI VOA ORGANICS ANALYSIS DATA SHEET

Lab Name: Eurofins Lancaster Laboratories Environment Testing, LLC
Job No.: 410-110319-1

SDG No.:

Client Sample ID: MW-1-20221219
Lab Sample ID: 410-110319-1

Matrix: Groundwater
Lab File ID: NA0166.D

Analysis Method: 8270E SIM
Date Collected: 12/19/2022 13:03

Extract. Method: 3510C
Date Extracted: 01/06/2023 14:51

Sample wt/vol: 244.3(mL)
Date Analyzed: 01/09/2023 09:45

Con. Extract Vol.: 1(mL)
Dilution Factor: 1

Injection Volume: 1(uL)
GC Column: DB-5MS 30m 0.25 ID: 0.25(mm)

% Moisture: % Solids:
GPC Cleanup:(Y/N) N

Cleanup Factor:
Level: (low/med) Low

Analysis Batch No.: 333530
Units: ug/L

CAS NO.	COMPOUND NAME	RESULT	Q	RL	MDL
83-32-9	Acenaphthene	ND	H cn	0.051	0.010
208-96-8	Acenaphthylene	ND	H cn	0.051	0.010
120-12-7	Anthracene	ND	H cn	0.051	0.010
56-55-3	Benzo[a]anthracene	ND	H cn	0.051	0.010
50-32-8	Benzo[a]pyrene	ND	H cn	0.051	0.010
205-99-2	Benzo[b]fluoranthene	ND	H cn	0.051	0.010
191-24-2	Benzo[g,h,i]perylene	ND	H cn	0.051	0.010
207-08-9	Benzo[k]fluoranthene	ND	H cn	0.051	0.010
218-01-9	Chrysene	ND	H cn	0.051	0.010
53-70-3	Dibenz(a,h)anthracene	ND	H cn	0.051	0.020
206-44-0	Fluoranthene	ND	H cn	0.051	0.010
86-73-7	Fluorene	ND	H cn	0.051	0.010
193-39-5	Indeno[1,2,3-cd]pyrene	ND	H cn	0.051	0.020
91-20-3	Naphthalene	ND	H cn	0.072	0.031
85-01-8	Phenanthrene	ND	H cn	0.072	0.031
129-00-0	Pyrene	ND	H cn	0.051	0.010

CAS NO.	SURROGATE	%REC	Q	LIMITS
63466-71-7	Benzo(a)pyrene-d12 (Surr)	73	cn	10-110
38072-94-5	1-Methylnaphthalene-d10 (Surr)	71	cn	36-111
93951-69-0	Fluoranthene-d10 (Surr)	84	cn	47-128

Eurofins Lancaster Laboratories Environment Testing, LLC
Target Compound Quantitation Report

Data File:	\\chromfs\Lancaster\ChromData\HP23263\20230109-74688.b\NA0166.D				
Lims ID:	410-110319-E-1-A RE				
Client ID:	MW-1-20221219				
Sample Type:	Client				
Inject. Date:	09-Jan-2023 09:45:30	ALS Bottle#:	17	Worklist Smp#:	17
Injection Vol:	1.0 ul	Dil. Factor:	1.0000		
Sample Info:	410-110319-E-1-A				
Misc. Info.:	410-0074688-017				
Operator ID:	jmg00346	Instrument ID:	HP23263		

Method:	\\chromfs\Lancaster\ChromData\HP23263\20230109-74688.b\8270_SIM_HP23263.m		
Limit Group:	MSSV - 8270D_E SIM		
Last Update:	09-Jan-2023 13:55:21	Calib Date:	05-Oct-2022 11:42:30
Integrator:	Falcon	ID Type:	RT Order ID
Quant Method:	Internal Standard	Quant By:	Initial Calibration
Last ICal File:	\\chromfs\Lancaster\ChromData\HP23263\20221005-67959.b\NJ0026.D		

Column 1 :	DB-5MS 20m 0.25mm (0.25 mm)	Det: MS SCAN
Process Host:	CTX1641	

First Level Reviewer: SJ89 Date: 09-Jan-2023 13:55:21

Compound	Sig	RT (min.)	Adj RT (min.)	Dlt RT (min.)	Q	Response	OnCol Amt ug/ml	Flags
* 4 1,4-Dichlorobenzene-d4	152	4.531	4.544	-0.013	88	35956	0.2500	
* 5 Naphthalene-d8	136	5.744	5.744	0.000	100	122703	0.2500	
$ 9 1-Methylnaphthalene-d10	152	6.479	6.478	0.000	100	40027	0.1773	
* 13 Acenaphthene-d10	164	7.410	7.420	-0.010	87	51214	0.2500	
* 20 Phenanthrene-d10	188	8.826	8.827	0.000	100	80033	0.2500	
22 Anthracene	178	8.896	8.896	0.000	43	44	0.000125	7M
$ 24 Fluoranthene-d10 (Surr)	212	9.959	9.962	-0.006	99	61280	0.2100	
26 Pyrene	202	10.191	10.191	-0.006	97	591	0.001612	
* 29 Chrysene-d12	240	11.479	11.487	-0.008	81	49076	0.2500	
$ 36 Benzo(a)pyrene-d12 (Surr)	264	13.312	13.307	0.000	98	32110	0.1813	
* 38 Perylene-d12	264	13.435	13.435	0.000	94	46124	0.2500	

QC Flag Legend

Processing Flags
7 - Failed Limit of Detection
Review Flags
M - Manually Integrated

Reagents:

MSS_RVSIM_IS_00032 Amount Added: 10.00 Units: uL Run Reagent

Report Date: 09-Jan-2023 13:55:53 Chrom Revision: 2.3 20-Dec-2022 14:14:06

Eurofins Lancaster Laboratories Environment Testing, LLC

Data File:	\\chromfs\Lancaster\ChromData\HP23263\20230109-74688.b\NA0166.D				
Injection Date:	09-Jan-2023 09:45:30	Instrument ID:	HP23263	Operator ID:	jmg00346
Lims ID:	410-110319-E-1-A RE	Lab Sample ID:	410-110319-1	Worklist Smp#:	17
Client ID:	MW-1-20221219				
Injection Vol:	1.0 ul	Dil. Factor:	1.0000	ALS Bottle#:	17
Method:	8270_SIM_HP23263	Limit Group:	MSSV - 8270D_E SIM		

Column: DB-5MS 20m 0.25mm (0.25 mm)

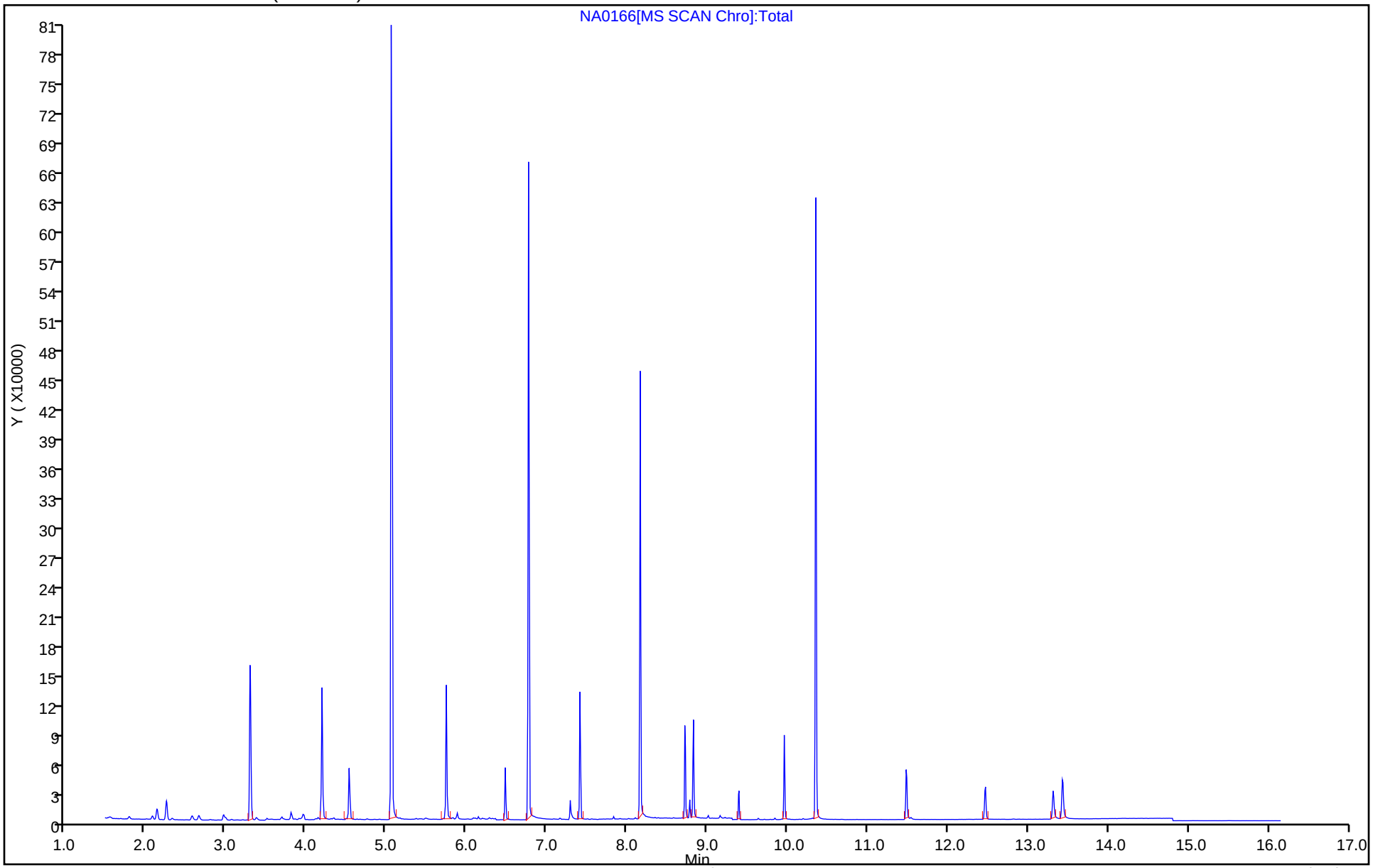

Eurofins Lancaster Laboratories Environment Testing, LLC

Recovery Report

Data File:	\\chromfs\Lancaster\ChromData\HP23263\20230109-74688.b\NA0166.D				
Lims ID:	410-110319-E-1-A RE				
Client ID:	MW-1-20221219				
Sample Type:	Client				
Inject. Date:	09-Jan-2023 09:45:30	ALS Bottle#:	17	Worklist Smp#:	17
Injection Vol:	1.0 ul	Dil. Factor:	1.0000		
Sample Info:	410-110319-E-1-A				
Misc. Info.:	410-0074688-017				
Operator ID:	jmg00346	Instrument ID:	HP23263		
Method:	\\chromfs\Lancaster\ChromData\HP23263\20230109-74688.b\8270_SIM_HP23263.m				
Limit Group:	MSSV - 8270D_E SIM				
Last Update:	09-Jan-2023 13:55:21	Calib Date:	05-Oct-2022 11:42:30		
Integrator:	Falcon	ID Type:	RT Order ID		
Quant Method:	Internal Standard	Quant By:	Initial Calibration		
Last ICal File:	\\chromfs\Lancaster\ChromData\HP23263\20221005-67959.b\NJ0026.D				
Column 1 :	DB-5MS 20m 0.25mm (0.25 mm)		Det: MS SCAN		
Process Host:	CTX1641				

First Level Reviewer: SJ89 Date: 09-Jan-2023 13:55:21

Compound	Amount Added	Amount Recovered	% Rec.
$ 9 1-Methylnaphthalene-d10	0.2500	0.1773	70.94
$ 24 Fluoranthene-d10 (Surr)	0.2500	0.2100	84.01
$ 36 Benzo(a)pyrene-d12 (Surr)	0.2500	0.1813	72.53

Manual Integration/User Assign Peak Report

Eurofins Lancaster Laboratories Environment Testing, LLC

Data File:	\\chromfs\Lancaster\ChromData\HP23263\20230109-74688.b\NA0166.D				
Injection Date:	09-Jan-2023 09:45:30	Instrument ID:	HP23263		
Lims ID:	410-110319-E-1-A RE	Lab Sample ID:	410-110319-1		
Client ID:	MW-1-20221219				
Operator ID:	jmg00346	ALS Bottle#:	17	Worklist Smp#:	17
Injection Vol:	1.0 ul	Dil. Factor:	1.0000		
Method:	8270_SIM_HP23263	Limit Group:	MSSV - 8270D_E SIM		
Column:	DB-5MS 20m 0.25mm (0.25 mm)	Detector	MS SCAN		

22 Anthracene, CAS: 120-12-7

Signal: 1

Processing Integration Results

RT: 8.85
Area: 542
Amount: 0.001543
Amount Units: ug/ml

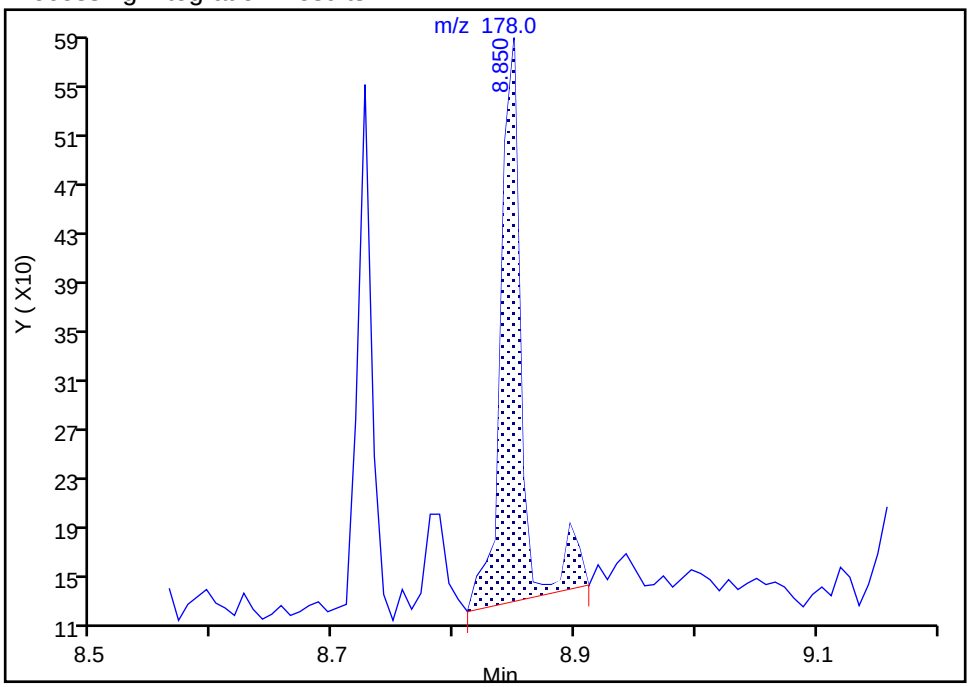

Manual Integration Results

RT: 8.90
Area: 44
Amount: 0.000125
Amount Units: ug/ml

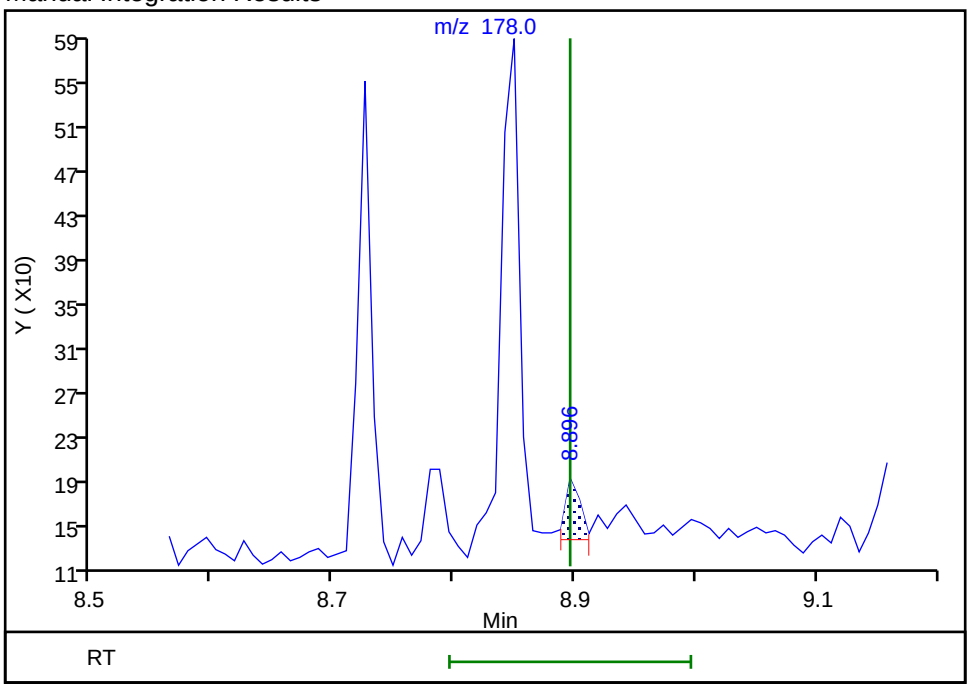

Reviewer: SJ89, 09-Jan-2023 13:55:06

Audit Action: Manually Integrated Audit Reason: Baseline

FORM I
GC/MS SEMI VOA ORGANICS ANALYSIS DATA SHEET

Lab Name: Eurofins Lancaster Laboratories Environment Testing, LLC
Job No.: 410-110319-1

SDG No.:

Client Sample ID: MW-10S-20221219
Lab Sample ID: 410-110319-2

Matrix: Groundwater
Lab File ID: NA0154.D

Analysis Method: 8270E SIM
Date Collected: 12/19/2022 13:55

Extract. Method: 3510C
Date Extracted: 01/06/2023 14:51

Sample wt/vol: 235.5(mL)
Date Analyzed: 01/09/2023 05:25

Con. Extract Vol.: 1(mL)
Dilution Factor: 1

Injection Volume: 1(uL)
GC Column: DB-5MS 30m 0.25 ID: 0.25(mm)

% Moisture: % Solids:
GPC Cleanup:(Y/N) N

Cleanup Factor:
Level: (low/med) Low

Analysis Batch No.: 333530
Units: ug/L

CAS NO.	COMPOUND NAME	RESULT	Q	RL	MDL
83-32-9	Acenaphthene	ND	H cn	0.053	0.011
208-96-8	Acenaphthylene	ND	H cn	0.053	0.011
120-12-7	Anthracene	ND	H cn	0.053	0.011
56-55-3	Benzo[a]anthracene	ND	H cn	0.053	0.011
50-32-8	Benzo[a]pyrene	ND	H cn	0.053	0.011
205-99-2	Benzo[b]fluoranthene	ND	H cn	0.053	0.011
191-24-2	Benzo[g,h,i]perylene	ND	H cn	0.053	0.011
207-08-9	Benzo[k]fluoranthene	ND	H cn	0.053	0.011
218-01-9	Chrysene	ND	H cn	0.053	0.011
53-70-3	Dibenz(a,h)anthracene	ND	H cn	0.053	0.021
206-44-0	Fluoranthene	ND	H cn	0.053	0.011
86-73-7	Fluorene	ND	H cn	0.053	0.011
193-39-5	Indeno[1,2,3-cd]pyrene	ND	H cn	0.053	0.021
91-20-3	Naphthalene	ND	H cn	0.074	0.032
85-01-8	Phenanthrene	ND	H cn	0.074	0.032
129-00-0	Pyrene	ND	H cn	0.053	0.011

CAS NO.	SURROGATE	%REC	Q	LIMITS
63466-71-7	Benzo(a)pyrene-d12 (Surr)	64	cn	10-110
38072-94-5	1-Methylnaphthalene-d10 (Surr)	65	cn	36-111
93951-69-0	Fluoranthene-d10 (Surr)	79	cn	47-128

Eurofins Lancaster Laboratories Environment Testing, LLC
Target Compound Quantitation Report

Data File:	\\chromfs\Lancaster\ChromData\HP23263\20230109-74688.b\NA0154.D				
Lims ID:	410-110319-E-2-C RE				
Client ID:	MW-10S-20221219				
Sample Type:	Client				
Inject. Date:	09-Jan-2023 05:25:30	ALS Bottle#:	5	Worklist Smp#:	5
Injection Vol:	1.0 ul	Dil. Factor:	1.0000		
Sample Info:	410-110319-E-2-C				
Misc. Info.:	410-0074688-005				
Operator ID:	jmg00346	Instrument ID:	HP23263		

Method:	\\chromfs\Lancaster\ChromData\HP23263\20230109-74688.b\8270_SIM_HP23263.m		
Limit Group:	MSSV - 8270D_E SIM		
Last Update:	10-Jan-2023 12:17:17	Calib Date:	05-Oct-2022 11:42:30
Integrator:	Falcon	ID Type:	RT Order ID
Quant Method:	Internal Standard	Quant By:	Initial Calibration
Last ICal File:	\\chromfs\Lancaster\ChromData\HP23263\20221005-67959.b\NJ0026.D		

Column 1 :	DB-5MS 20m 0.25mm (0.25 mm)	Det: MS SCAN
Process Host:	CTX1662	

First Level Reviewer: SJ89 Date: 09-Jan-2023 13:49:04

Compound	Sig	RT (min.)	Adj RT (min.)	Dlt RT (min.)	Q	Response	OnCol Amt ug/ml	Flags
* 4 1,4-Dichlorobenzene-d4	152	4.531	4.544	-0.013	86	37157	0.2500	
* 5 Naphthalene-d8	136	5.744	5.744	0.000	100	120080	0.2500	
$ 9 1-Methylnaphthalene-d10	152	6.479	6.478	0.000	100	35972	0.1629	
* 13 Acenaphthene-d10	164	7.410	7.420	-0.010	85	50050	0.2500	
* 20 Phenanthrene-d10	188	8.827	8.827	0.001	100	88051	0.2500	
$ 24 Fluoranthene-d10 (Surr)	212	9.959	9.962	-0.006	100	63191	0.1969	
25 Fluoranthene	202	9.978	9.978	0.001	85	556	0.001439	M
26 Pyrene	202	10.197	10.191	0.000	95	742	0.001823	
28 Benzo[a]anthracene	228	11.472	11.472	0.000	1	429	0.001445	M
* 29 Chrysene-d12	240	11.479	11.487	-0.008	81	54510	0.2500	
30 Chrysene	228	11.510	11.510	0.000	97	354	0.001146	7M
33 Benzo[b]fluoranthene	252	12.891	12.893	0.008	95	401	0.001371	M
34 Benzo[k]fluoranthene	252	12.929	12.923	0.000	97	217	0.000675	7Ma
$ 36 Benzo(a)pyrene-d12 (Surr)	264	13.312	13.307	0.000	98	31149	0.1601	
* 38 Perylene-d12	264	13.435	13.435	0.000	95	50681	0.2500	

QC Flag Legend

Processing Flags
7 - Failed Limit of Detection
Review Flags
M - Manually Integrated
a - User Assigned ID

Reagents:

MSS_RVSIM_IS_00032 Amount Added: 10.00 Units: uL Run Reagent

Report Date: 10-Jan-2023 12:17:17 Chrom Revision: 2.3 09-Jan-2023 13:34:20

Eurofins Lancaster Laboratories Environment Testing, LLC

Data File:	\\chromfs\Lancaster\ChromData\HP23263\20230109-74688.b\NA0154.D				
Injection Date:	09-Jan-2023 05:25:30	Instrument ID:	HP23263	Operator ID:	jmg00346
Lims ID:	410-110319-E-2-C RE	Lab Sample ID:	410-110319-2	Worklist Smp#:	5
Client ID:	MW-10S-20221219				
Injection Vol:	1.0 ul	Dil. Factor:	1.0000	ALS Bottle#:	5
Method:	8270_SIM_HP23263	Limit Group:	MSSV - 8270D_E SIM		

Column: DB-5MS 20m 0.25mm (0.25 mm)

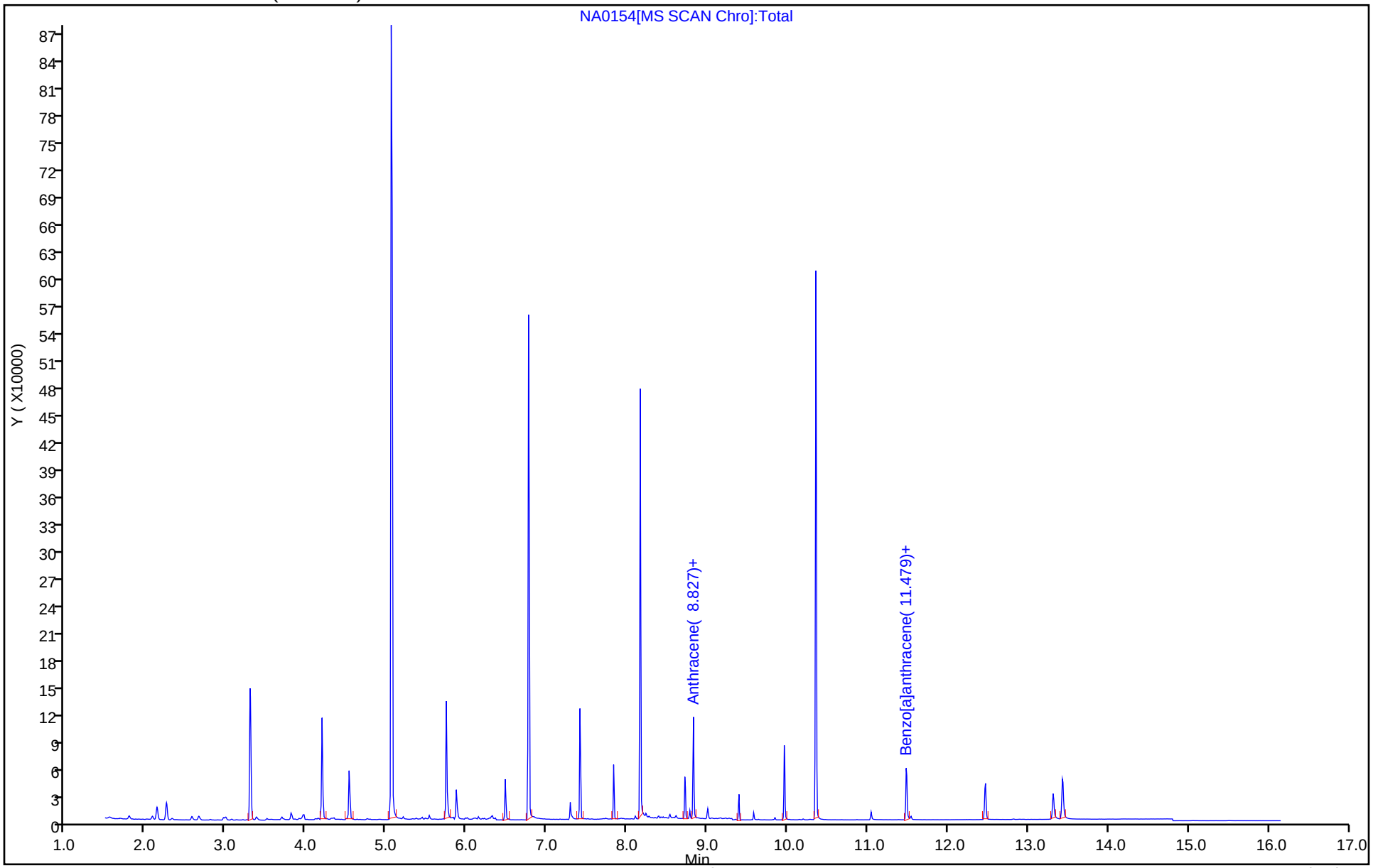

Eurofins Lancaster Laboratories Environment Testing, LLC

Recovery Report

Data File:	\\chromfs\Lancaster\ChromData\HP23263\20230109-74688.b\NA0154.D				
Lims ID:	410-110319-E-2-C RE				
Client ID:	MW-10S-20221219				
Sample Type:	Client				
Inject. Date:	09-Jan-2023 05:25:30	ALS Bottle#:	5	Worklist Smp#:	5
Injection Vol:	1.0 ul	Dil. Factor:	1.0000		
Sample Info:	410-110319-E-2-C				
Misc. Info.:	410-0074688-005				
Operator ID:	jmg00346	Instrument ID:	HP23263		

Method:	\\chromfs\Lancaster\ChromData\HP23263\20230109-74688.b\8270_SIM_HP23263.m		
Limit Group:	MSSV - 8270D_E SIM		
Last Update:	10-Jan-2023 12:17:17	Calib Date:	05-Oct-2022 11:42:30
Integrator:	Falcon	ID Type:	RT Order ID
Quant Method:	Internal Standard	Quant By:	Initial Calibration
Last ICal File:	\\chromfs\Lancaster\ChromData\HP23263\20221005-67959.b\NJ0026.D		

Column 1 :	DB-5MS 20m 0.25mm (0.25 mm)	Det: MS SCAN
Process Host:	CTX1662	

First Level Reviewer: SJ89 Date: 09-Jan-2023 13:49:04

Compound	Amount Added	Amount Recovered	% Rec.
$ 9 1-Methylnaphthalene-d10	0.2500	0.1629	65.14
$ 24 Fluoranthene-d10 (Surr)	0.2500	0.1969	78.75
$ 36 Benzo(a)pyrene-d12 (Surr)	0.2500	0.1601	64.03

Manual Integration/User Assign Peak Report

Eurofins Lancaster Laboratories Environment Testing, LLC

Data File:	\\chromfs\Lancaster\ChromData\HP23263\20230109-74688.b\NA0154.D				
Injection Date:	09-Jan-2023 05:25:30	Instrument ID:	HP23263		
Lims ID:	410-110319-E-2-C RE	Lab Sample ID:	410-110319-2		
Client ID:	MW-10S-20221219				
Operator ID:	jmg00346	ALS Bottle#:	5	Worklist Smp#:	5
Injection Vol:	1.0 ul	Dil. Factor:	1.0000		
Method:	8270_SIM_HP23263	Limit Group:	MSSV - 8270D_E SIM		
Column:	DB-5MS 20m 0.25mm (0.25 mm)	Detector	MS SCAN		

28 Benzo[a]anthracene, CAS: 56-55-3

Signal: 1

Processing Integration Results

RT: 11.47
Area: 223
Amount: 0.000751
Amount Units: ug/ml

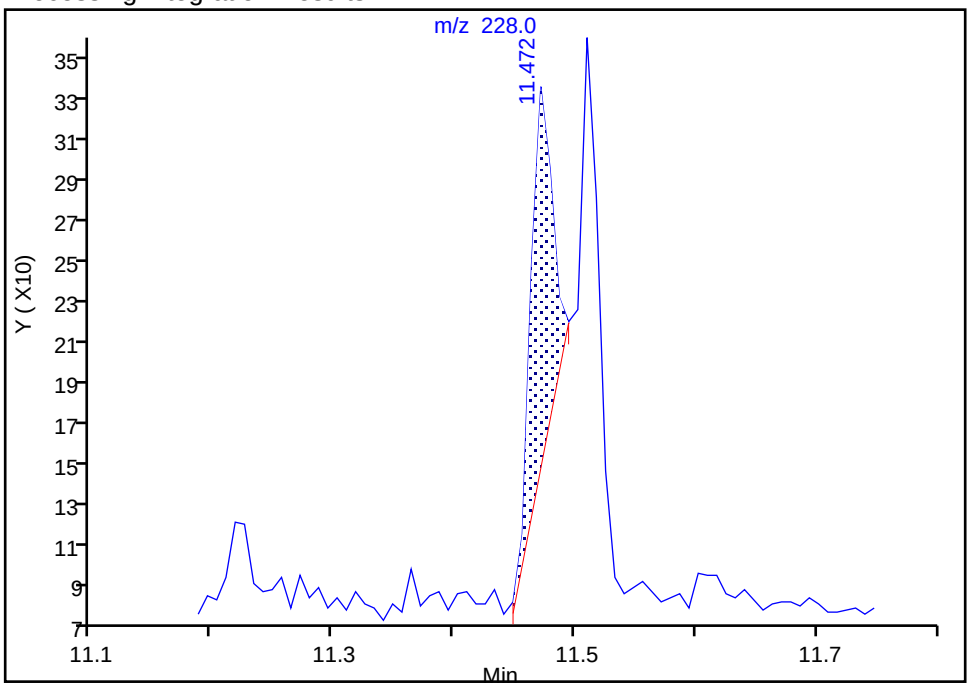

Manual Integration Results

RT: 11.47
Area: 429
Amount: 0.001445
Amount Units: ug/ml

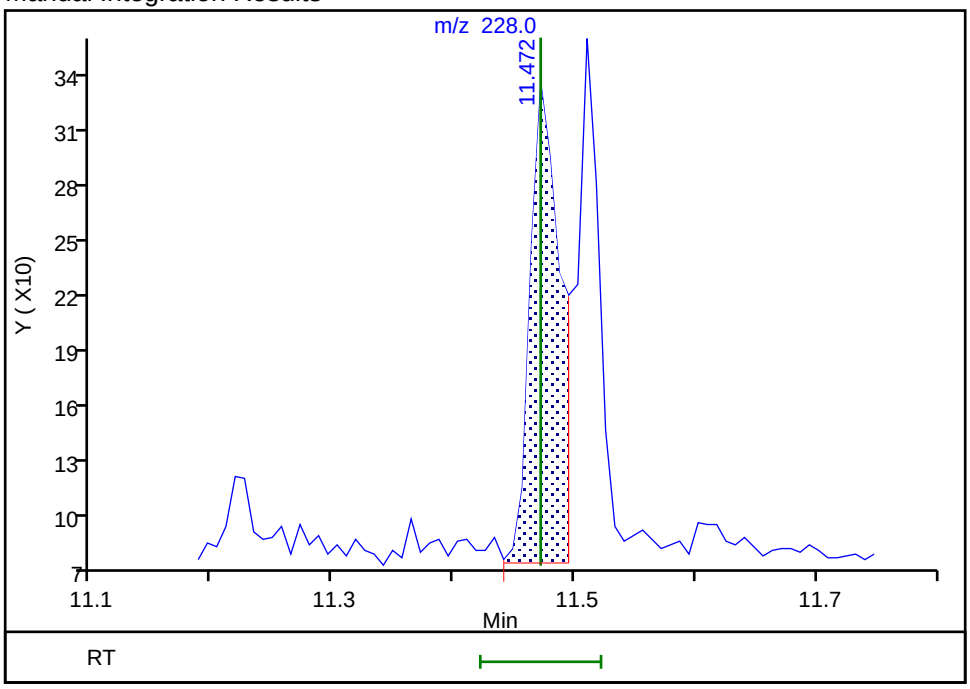

Reviewer: phakdeer, 10-Jan-2023 12:16:46

Audit Action: Manually Integrated Audit Reason: Assign Peak

Manual Integration/User Assign Peak Report

Eurofins Lancaster Laboratories Environment Testing, LLC

Data File:	\\chromfs\Lancaster\ChromData\HP23263\20230109-74688.b\NA0154.D				
Injection Date:	09-Jan-2023 05:25:30	Instrument ID:	HP23263		
Lims ID:	410-110319-E-2-C RE	Lab Sample ID:	410-110319-2		
Client ID:	MW-10S-20221219				
Operator ID:	jmg00346	ALS Bottle#:	5	Worklist Smp#:	5
Injection Vol:	1.0 ul	Dil. Factor:	1.0000		
Method:	8270_SIM_HP23263	Limit Group:	MSSV - 8270D_E SIM		
Column:	DB-5MS 20m 0.25mm (0.25 mm)	Detector	MS SCAN		

33 Benzo[b]fluoranthene, CAS: 205-99-2

Signal: 1

Processing Integration Results

RT: 12.89
Area: 590
Amount: 0.002018
Amount Units: ug/ml

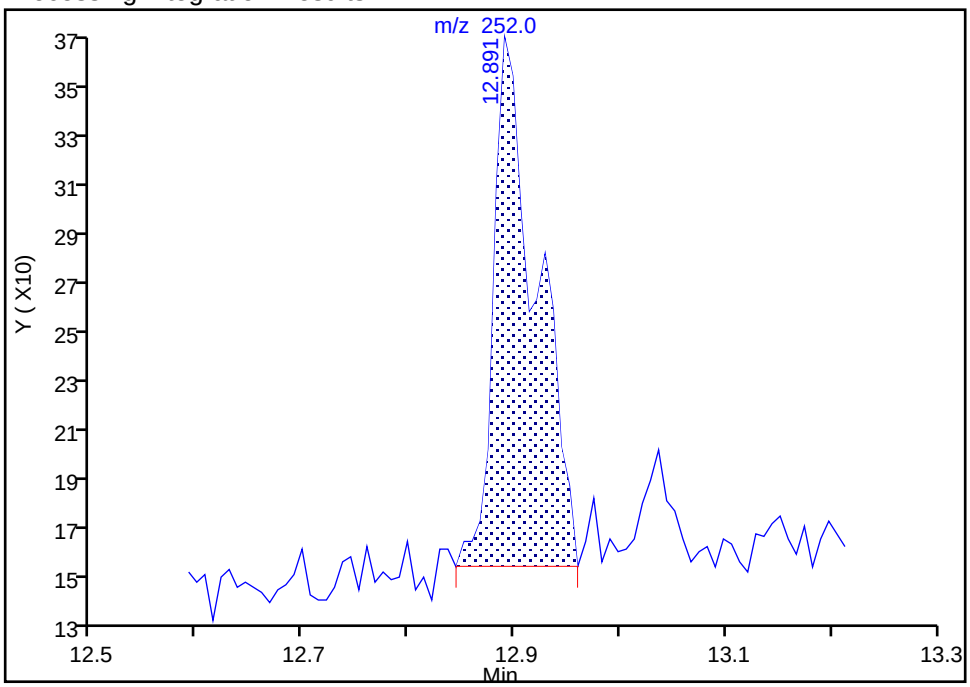

Manual Integration Results

RT: 12.89
Area: 401
Amount: 0.001371
Amount Units: ug/ml

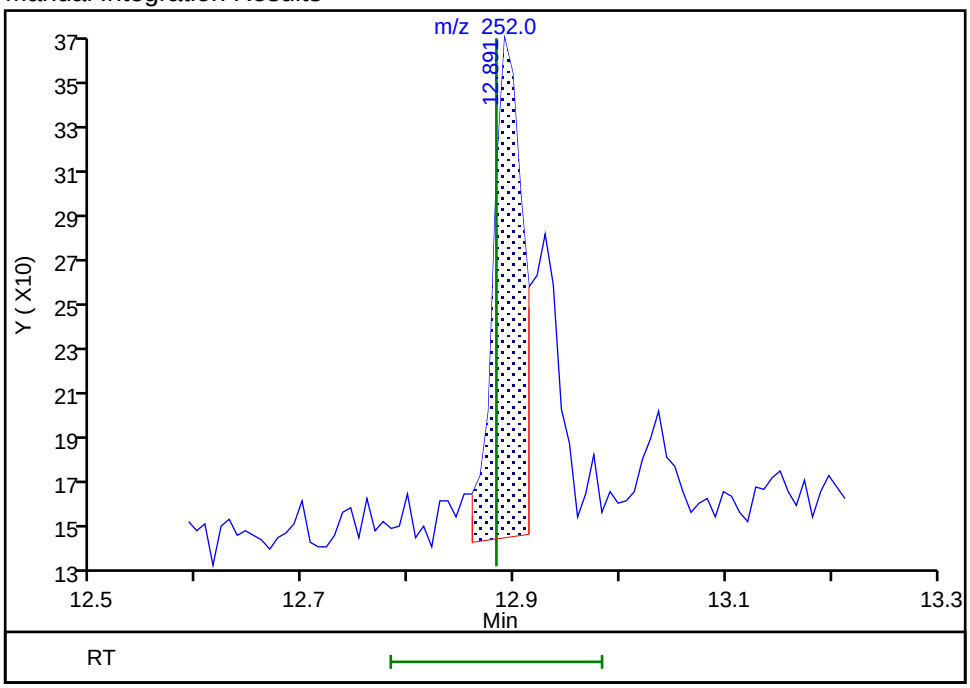

Reviewer: SJ89, 09-Jan-2023 13:48:48

Audit Action: Manually Integrated Audit Reason: Baseline

Manual Integration/User Assign Peak Report

Eurofins Lancaster Laboratories Environment Testing, LLC

Data File:	\\chromfs\Lancaster\ChromData\HP23263\20230109-74688.b\NA0154.D				
Injection Date:	09-Jan-2023 05:25:30	Instrument ID:	HP23263		
Lims ID:	410-110319-E-2-C RE	Lab Sample ID:	410-110319-2		
Client ID:	MW-10S-20221219				
Operator ID:	jmg00346	ALS Bottle#:	5	Worklist Smp#:	5
Injection Vol:	1.0 ul	Dil. Factor:	1.0000		
Method:	8270_SIM_HP23263	Limit Group:	MSSV - 8270D_E SIM		
Column:	DB-5MS 20m 0.25mm (0.25 mm)	Detector	MS SCAN		

34 Benzo[k]fluoranthene, CAS: 207-08-9

Signal: 1

Not Detected
Expected RT: 12.93

Processing Integration Results

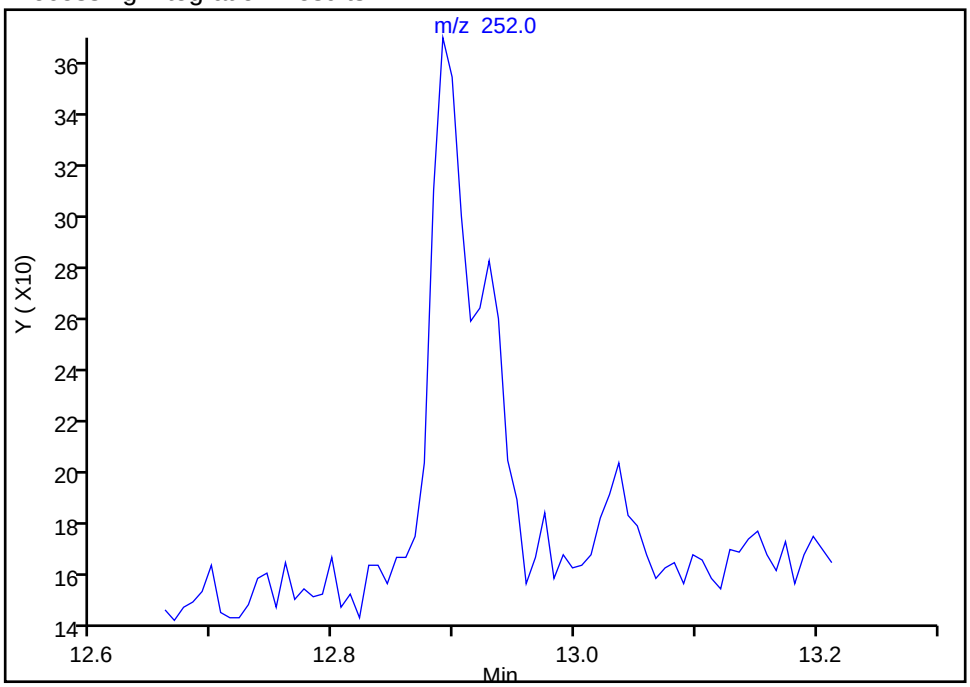

Manual Integration Results

RT: 12.93
Area: 217
Amount: 0.000675
Amount Units: ug/ml

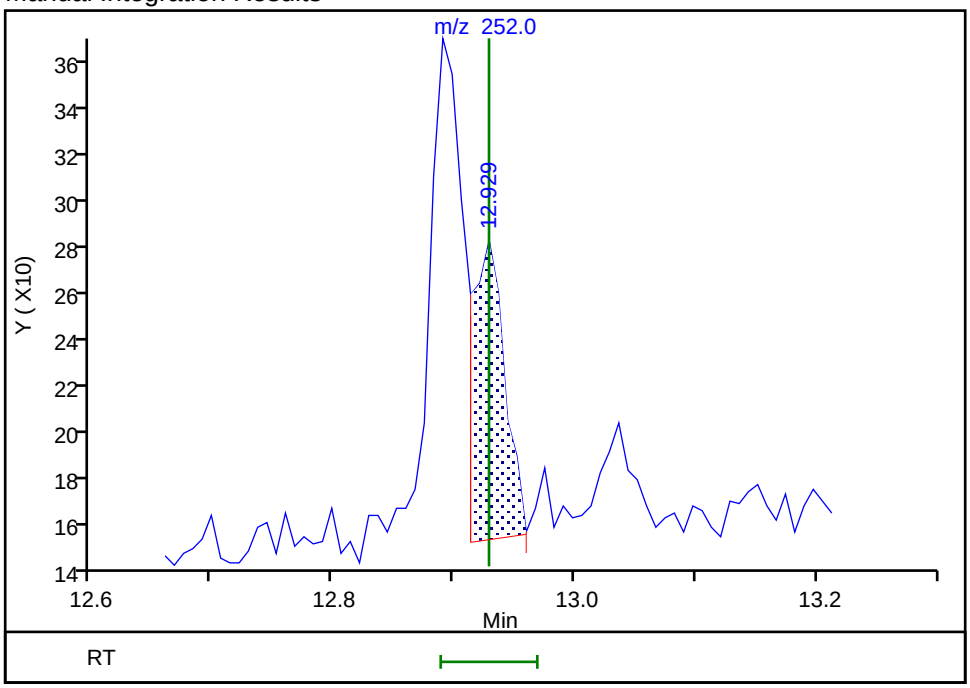

Reviewer: SJ89, 09-Jan-2023 13:48:59
Audit Action: Manually Integrated Audit Reason: Baseline

Manual Integration/User Assign Peak Report

Eurofins Lancaster Laboratories Environment Testing, LLC

Data File:	\\chromfs\Lancaster\ChromData\HP23263\20230109-74688.b\NA0154.D				
Injection Date:	09-Jan-2023 05:25:30	Instrument ID:	HP23263		
Lims ID:	410-110319-E-2-C RE	Lab Sample ID:	410-110319-2		
Client ID:	MW-10S-20221219				
Operator ID:	jmg00346	ALS Bottle#:	5	Worklist Smp#:	5
Injection Vol:	1.0 ul	Dil. Factor:	1.0000		
Method:	8270_SIM_HP23263	Limit Group:	MSSV - 8270D_E SIM		
Column:	DB-5MS 20m 0.25mm (0.25 mm)	Detector	MS SCAN		

30 Chrysene, CAS: 218-01-9

Signal: 1

Processing Integration Results

RT: 11.47
Area: 760
Amount: 0.002461
Amount Units: ug/ml

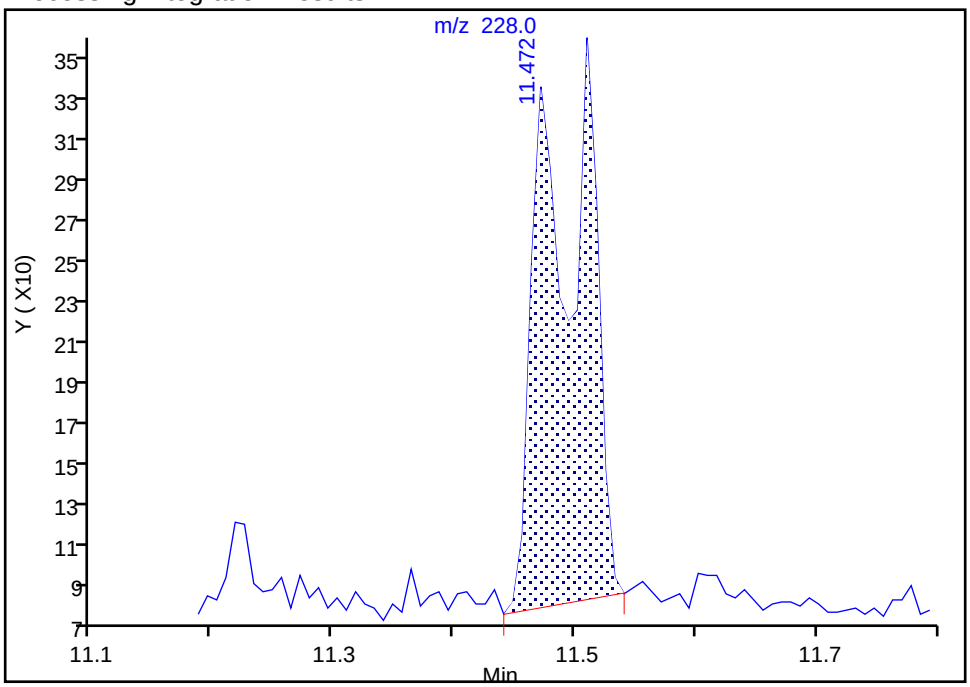

Manual Integration Results

RT: 11.51
Area: 354
Amount: 0.001146
Amount Units: ug/ml

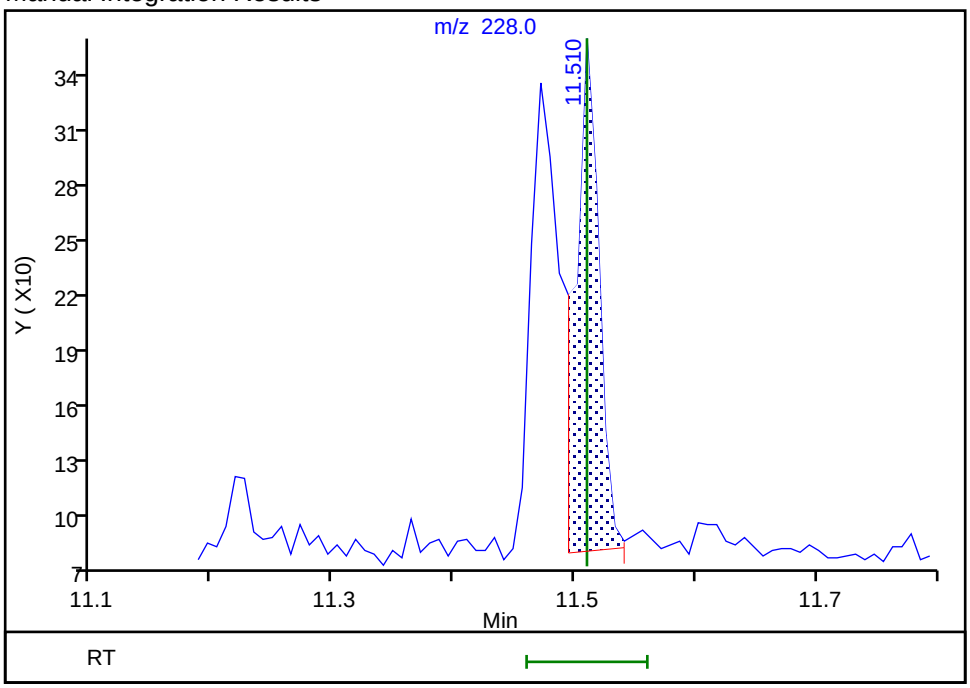

Reviewer: SJ89, 09-Jan-2023 13:48:28
Audit Action: Manually Integrated Audit Reason: Baseline

Manual Integration/User Assign Peak Report

Eurofins Lancaster Laboratories Environment Testing, LLC

Data File:	\\chromfs\Lancaster\ChromData\HP23263\20230109-74688.b\NA0154.D				
Injection Date:	09-Jan-2023 05:25:30	Instrument ID:	HP23263		
Lims ID:	410-110319-E-2-C RE	Lab Sample ID:	410-110319-2		
Client ID:	MW-10S-20221219				
Operator ID:	jmg00346	ALS Bottle#:	5	Worklist Smp#:	5
Injection Vol:	1.0 ul	Dil. Factor:	1.0000		
Method:	8270_SIM_HP23263	Limit Group:	MSSV - 8270D_E SIM		
Column:	DB-5MS 20m 0.25mm (0.25 mm)	Detector	MS SCAN		

25 Fluoranthene, CAS: 206-44-0

Signal: 1

Processing Integration Results

RT: 9.98
Area: 637
Amount: 0.001649
Amount Units: ug/ml

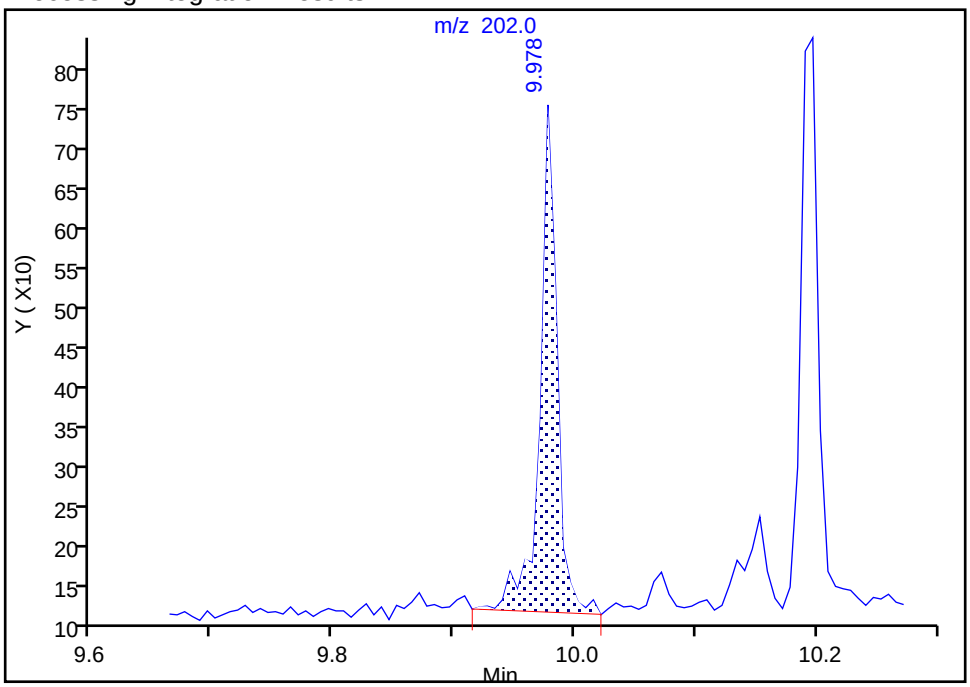

Manual Integration Results

RT: 9.98
Area: 556
Amount: 0.001439
Amount Units: ug/ml

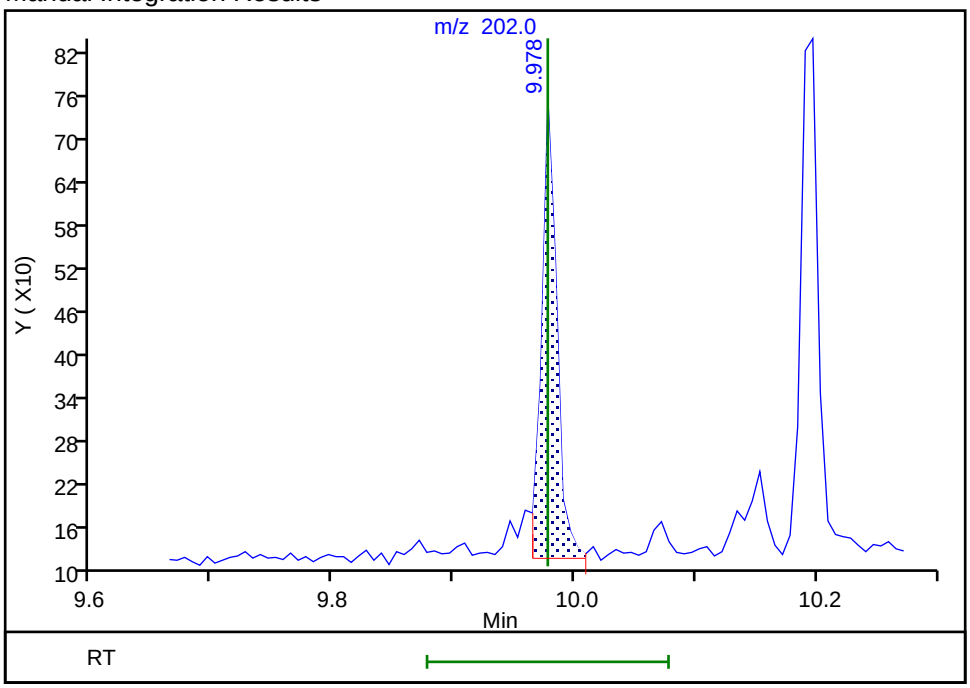

Reviewer: SJ89, 09-Jan-2023 13:48:17
Audit Action: Manually Integrated Audit Reason: Baseline

FORM I
GC/MS SEMI VOA ORGANICS ANALYSIS DATA SHEET

Lab Name: Eurofins Lancaster Laboratories Environment Testing, LLC
Job No.: 410-110319-1

SDG No.:

Client Sample ID: FB-20221219
Lab Sample ID: 410-110319-3

Matrix: Water
Lab File ID: NA0032.D

Analysis Method: 8270E SIM
Date Collected: 12/19/2022 14:25

Extract. Method: 3510C
Date Extracted: 12/30/2022 15:45

Sample wt/vol: 247.4(mL)
Date Analyzed: 01/03/2023 11:24

Con. Extract Vol.: 1(mL)
Dilution Factor: 1

Injection Volume: 1(uL)
GC Column: DB-5MS 30m 0.25 ID: 0.25(mm)

% Moisture: % Solids:
GPC Cleanup:(Y/N) N

Cleanup Factor:
Level: (low/med) Low

Analysis Batch No.: 331907
Units: ug/L

CAS NO.	COMPOUND NAME	RESULT	Q	RL	MDL
83-32-9	Acenaphthene	ND	H cn	0.051	0.010
208-96-8	Acenaphthylene	ND	H cn	0.051	0.010
120-12-7	Anthracene	ND	H cn	0.051	0.010
56-55-3	Benzo[a]anthracene	ND	H cn	0.051	0.010
50-32-8	Benzo[a]pyrene	ND	H cn	0.051	0.010
205-99-2	Benzo[b]fluoranthene	ND	H cn	0.051	0.010
191-24-2	Benzo[g,h,i]perylene	ND	H cn	0.051	0.010
207-08-9	Benzo[k]fluoranthene	ND	H cn	0.051	0.010
218-01-9	Chrysene	ND	H cn	0.051	0.010
53-70-3	Dibenz(a,h)anthracene	ND	H cn	0.051	0.020
206-44-0	Fluoranthene	ND	H cn	0.051	0.010
86-73-7	Fluorene	ND	H cn	0.051	0.010
193-39-5	Indeno[1,2,3-cd]pyrene	ND	H cn	0.051	0.020
91-20-3	Naphthalene	ND	H cn	0.071	0.030
85-01-8	Phenanthrene	ND	H cn	0.071	0.030
129-00-0	Pyrene	ND	H cn	0.051	0.010

CAS NO.	SURROGATE	%REC	Q	LIMITS
63466-71-7	Benzo(a)pyrene-d12 (Surr)	85	cn	10-110
38072-94-5	1-Methylnaphthalene-d10 (Surr)	86	cn	36-111
93951-69-0	Fluoranthene-d10 (Surr)	80	cn	47-128

Eurofins Lancaster Laboratories Environment Testing, LLC
Target Compound Quantitation Report

Data File:	\\chromfs\Lancaster\ChromData\HP23263\20230103-74364.b\NA0032.D				
Lims ID:	410-110319-D-3-A				
Client ID:	FB-20221219				
Sample Type:	Client				
Inject. Date:	03-Jan-2023 11:24:30	ALS Bottle#:	13	Worklist Smp#:	13
Injection Vol:	1.0 ul	Dil. Factor:	1.0000		
Sample Info:	410-110319-D-3-A				
Misc. Info.:	410-0074364-013				
Operator ID:	jmg00346	Instrument ID:	HP23263		

Method:	\\chromfs\Lancaster\ChromData\HP23263\20230103-74364.b\8270_SIM_HP23263.m		
Limit Group:	MSSV - 8270D_E SIM		
Last Update:	03-Jan-2023 15:44:36	Calib Date:	05-Oct-2022 11:42:30
Integrator:	Falcon	ID Type:	RT Order ID
Quant Method:	Internal Standard	Quant By:	Initial Calibration
Last ICal File:	\\chromfs\Lancaster\ChromData\HP23263\20221005-67959.b\NJ0026.D		

Column 1 :	DB-5MS 20m 0.25mm (0.25 mm)	Det: MS SCAN
Process Host:	CTX1644	

First Level Reviewer: SJ89 Date: 03-Jan-2023 15:42:11

Compound	Sig	RT (min.)	Adj RT (min.)	Dlt RT (min.)	Q	Response	OnCol Amt ug/ml	Flags
* 4 1,4-Dichlorobenzene-d4	152	4.531	4.531	0.000	83	34391	0.2500	
* 5 Naphthalene-d8	136	5.744	5.744	0.000	100	107836	0.2500	
$ 9 1-Methylnaphthalene-d10	152	6.479	6.486	-0.007	100	42613	0.2148	
* 13 Acenaphthene-d10	164	7.410	7.418	-0.008	83	48358	0.2500	
* 20 Phenanthrene-d10	188	8.827	8.824	0.003	100	74635	0.2500	
$ 24 Fluoranthene-d10 (Surr)	212	9.965	9.970	0.004	96	54371	0.1998	
* 29 Chrysene-d12	240	11.487	11.482	0.005	82	44049	0.2500	
$ 36 Benzo(a)pyrene-d12 (Surr)	264	13.312	13.322	-0.003	99	33223	0.2116	
* 38 Perylene-d12	264	13.435	13.430	0.005	96	40896	0.2500	

QC Flag Legend

Processing Flags

Reagents:

MSS_RVSIM_IS_00032 Amount Added: 10.00 Units: uL Run Reagent

Report Date: 03-Jan-2023 15:44:57 Chrom Revision: 2.3 20-Dec-2022 14:14:06

Eurofins Lancaster Laboratories Environment Testing, LLC

Data File:	\\chromfs\Lancaster\ChromData\HP23263\20230103-74364.b\NA0032.D				
Injection Date:	03-Jan-2023 11:24:30	Instrument ID:	HP23263	Operator ID:	jmg00346
Lims ID:	410-110319-D-3-A	Lab Sample ID:	410-110319-3	Worklist Smp#:	13
Client ID:	FB-20221219				
Injection Vol:	1.0 ul	Dil. Factor:	1.0000	ALS Bottle#:	13
Method:	8270_SIM_HP23263	Limit Group:	MSSV - 8270D_E SIM		

Column: DB-5MS 20m 0.25mm (0.25 mm)

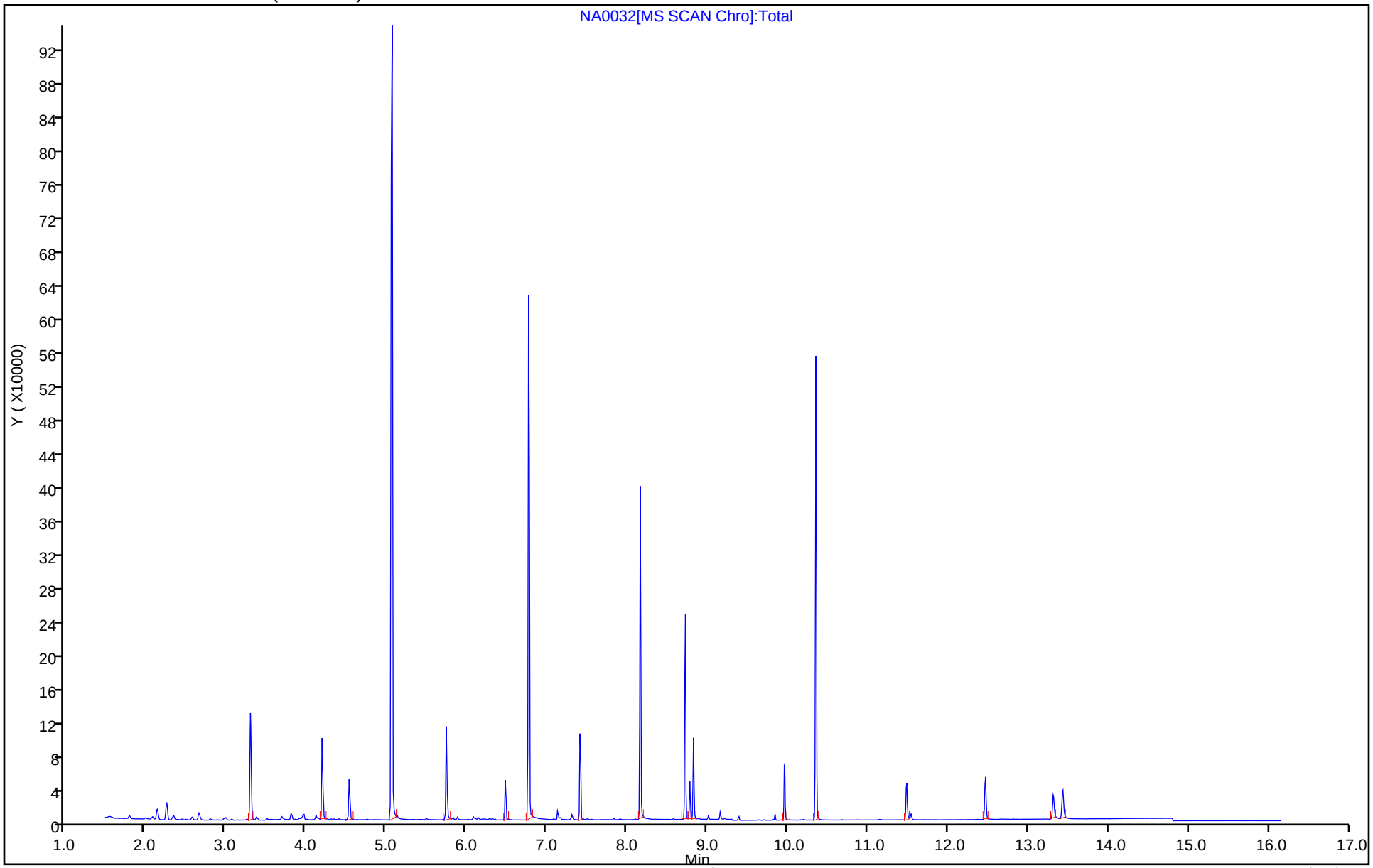

Eurofins Lancaster Laboratories Environment Testing, LLC

Recovery Report

Data File:	\\chromfs\Lancaster\ChromData\HP23263\20230103-74364.b\NA0032.D				
Lims ID:	410-110319-D-3-A				
Client ID:	FB-20221219				
Sample Type:	Client				
Inject. Date:	03-Jan-2023 11:24:30	ALS Bottle#:	13	Worklist Smp#:	13
Injection Vol:	1.0 ul	Dil. Factor:	1.0000		
Sample Info:	410-110319-D-3-A				
Misc. Info.:	410-0074364-013				
Operator ID:	jmg00346	Instrument ID:	HP23263		

Method:	\\chromfs\Lancaster\ChromData\HP23263\20230103-74364.b\8270_SIM_HP23263.m		
Limit Group:	MSSV - 8270D_E SIM		
Last Update:	03-Jan-2023 15:44:36	Calib Date:	05-Oct-2022 11:42:30
Integrator:	Falcon	ID Type:	RT Order ID
Quant Method:	Internal Standard	Quant By:	Initial Calibration
Last ICal File:	\\chromfs\Lancaster\ChromData\HP23263\20221005-67959.b\NJ0026.D		

Column 1 :	DB-5MS 20m 0.25mm (0.25 mm)	Det: MS SCAN
Process Host:	CTX1644	

First Level Reviewer: SJ89 Date: 03-Jan-2023 15:42:11

Compound	Amount Added	Amount Recovered	% Rec.
$ 9 1-Methylnaphthalene-d10	0.2500	0.2148	85.93
$ 24 Fluoranthene-d10 (Surr)	0.2500	0.1998	79.93
$ 36 Benzo(a)pyrene-d12 (Surr)	0.2500	0.2116	84.64

User Disabled Compound Report

Eurofins Lancaster Laboratories Environment Testing, LLC

Data File:	\\chromfs\Lancaster\ChromData\HP23263\20230103-74364.b\NA0032.D				
Injection Date:	03-Jan-2023 11:24:30	Instrument ID:	HP23263		
Lims ID:	410-110319-D-3-A	Lab Sample ID:	410-110319-3		
Client ID:	FB-20221219				
Operator ID:	jmg00346	ALS Bottle#:	13	Worklist Smp#:	13
Injection Vol:	1.0 ul	Dil. Factor:	1.0000		
Method:	8270_SIM_HP23263	Limit Group:	MSSV - 8270D_E SIM		
Column:	DB-5MS 20m 0.25mm (0.25 mm)	Detector	MS SCAN		

22 Anthracene, CAS: 120-12-7

Processing Results

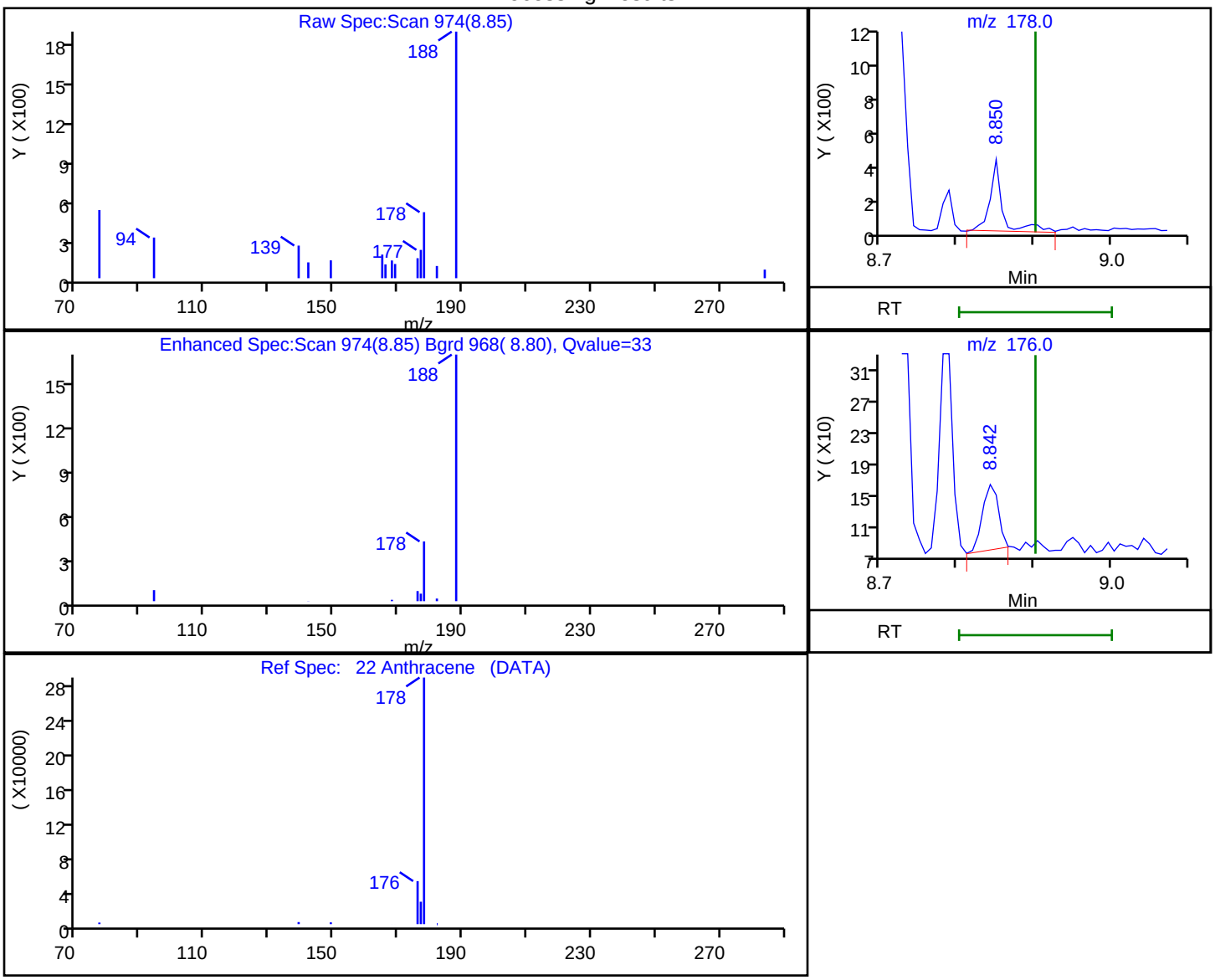

RT	Mass	Response	Amount
8.85	178.00	440	0.001343
8.84	176.00	116	

Reviewer: SJ89, 03-Jan-2023 15:42:07

Audit Action: Marked Compound Undetected Audit Reason: Invalid Compound ID

FORM I
GC/MS SEMI VOA ORGANICS ANALYSIS DATA SHEET

Lab Name: Eurofins Lancaster Laboratories Environment Testing, LLC
Job No.: 410-110319-1

SDG No.:

Client Sample ID: MW-8S-20221219
Lab Sample ID: 410-110319-4

Matrix: Groundwater
Lab File ID: NA0160.D

Analysis Method: 8270E SIM
Date Collected: 12/19/2022 14:50

Extract. Method: 3510C
Date Extracted: 01/06/2023 14:51

Sample wt/vol: 247.4(mL)
Date Analyzed: 01/09/2023 07:35

Con. Extract Vol.: 1(mL)
Dilution Factor: 1

Injection Volume: 1(uL)
GC Column: DB-5MS 30m 0.25 ID: 0.25(mm)

% Moisture: % Solids:
GPC Cleanup:(Y/N) N

Cleanup Factor:
Level: (low/med) Low

Analysis Batch No.: 333530
Units: ug/L

CAS NO.	COMPOUND NAME	RESULT	Q	RL	MDL
83-32-9	Acenaphthene	0.12	H cn	0.051	0.010
208-96-8	Acenaphthylene	ND	H cn	0.051	0.010
120-12-7	Anthracene	ND	H cn	0.051	0.010
56-55-3	Benzo[a]anthracene	0.015	J H cn	0.051	0.010
50-32-8	Benzo[a]pyrene	0.018	J H cn	0.051	0.010
205-99-2	Benzo[b]fluoranthene	0.026	J H cn	0.051	0.010
191-24-2	Benzo[g,h,i]perylene	0.023	J H cn	0.051	0.010
207-08-9	Benzo[k]fluoranthene	0.011	J H cn	0.051	0.010
218-01-9	Chrysene	0.022	J H cn	0.051	0.010
53-70-3	Dibenz(a,h)anthracene	ND	H cn	0.051	0.020
206-44-0	Fluoranthene	0.033	J H cn	0.051	0.010
86-73-7	Fluorene	ND	H cn	0.051	0.010
193-39-5	Indeno[1,2,3-cd]pyrene	0.021	J H cn	0.051	0.020
91-20-3	Naphthalene	ND	H cn	0.071	0.030
85-01-8	Phenanthrene	0.034	J H cn	0.071	0.030
129-00-0	Pyrene	0.034	J H cn	0.051	0.010

CAS NO.	SURROGATE	%REC	Q	LIMITS
63466-71-7	Benzo(a)pyrene-d12 (Surr)	55	cn	10-110
38072-94-5	1-Methylnaphthalene-d10 (Surr)	72	cn	36-111
93951-69-0	Fluoranthene-d10 (Surr)	77	cn	47-128

Eurofins Lancaster Laboratories Environment Testing, LLC
Target Compound Quantitation Report

Data File:	\\chromfs\Lancaster\ChromData\HP23263\20230109-74688.b\NA0160.D				
Lims ID:	410-110319-E-4-A				
Client ID:	MW-8S-20221219				
Sample Type:	Client				
Inject. Date:	09-Jan-2023 07:35:30	ALS Bottle#:	11	Worklist Smp#:	11
Injection Vol:	1.0 ul	Dil. Factor:	1.0000		
Sample Info:	410-110319-E-4-A				
Misc. Info.:	410-0074688-011				
Operator ID:	jmg00346	Instrument ID:	HP23263		

Method:	\\chromfs\Lancaster\ChromData\HP23263\20230109-74688.b\8270_SIM_HP23263.m		
Limit Group:	MSSV - 8270D_E SIM		
Last Update:	10-Jan-2023 12:19:17	Calib Date:	05-Oct-2022 11:42:30
Integrator:	Falcon	ID Type:	RT Order ID
Quant Method:	Internal Standard	Quant By:	Initial Calibration
Last ICal File:	\\chromfs\Lancaster\ChromData\HP23263\20221005-67959.b\NJ0026.D		

Column 1 :	DB-5MS 20m 0.25mm (0.25 mm)	Det: MS SCAN
Process Host:	CTX1662	

First Level Reviewer: SJ89 Date: 09-Jan-2023 13:51:34

Compound	Sig	RT (min.)	Adj RT (min.)	Dlt RT (min.)	Q	Response	OnCol Amt ug/ml	Flags
* 4 1,4-Dichlorobenzene-d4	152	4.531	4.544	-0.013	85	37642	0.2500	
* 5 Naphthalene-d8	136	5.744	5.744	0.000	100	126472	0.2500	
$ 9 1-Methylnaphthalene-d10	152	6.486	6.478	0.007	98	41667	0.1791	
* 13 Acenaphthene-d10	164	7.418	7.420	-0.002	96	53353	0.2500	
14 Acenaphthene	154	7.438	7.440	-0.002	94	7775	0.0290	
17 Fluorene	166	7.936	7.928	-0.002	99	590	0.001995	
* 20 Phenanthrene-d10	188	8.824	8.827	-0.002	100	77375	0.2500	
21 Phenanthrene	178	8.847	8.847	-0.003	100	3111	0.008485	M
$ 24 Fluoranthene-d10 (Surr)	212	9.961	9.962	-0.004	97	54113	0.1918	
25 Fluoranthene	202	9.980	9.978	0.003	94	2762	0.008136	
26 Pyrene	202	10.193	10.191	-0.004	96	3385	0.008516	M
28 Benzo[a]anthracene	228	11.474	11.474	0.002	3	1056	0.003644	M
* 29 Chrysene-d12	240	11.482	11.487	-0.005	82	53218	0.2500	
30 Chrysene	228	11.512	11.512	0.002	100	1625	0.005390	M
33 Benzo[b]fluoranthene	252	12.893	12.893	0.010	100	1909	0.006515	M
34 Benzo[k]fluoranthene	252	12.923	12.923	-0.006	99	855	0.002654	Ma
$ 36 Benzo(a)pyrene-d12 (Surr)	264	13.315	13.307	0.003	98	26828	0.1376	
37 Benzo[a]pyrene	252	13.345	13.345	-0.006	98	1156	0.004403	M
* 38 Perylene-d12	264	13.430	13.435	-0.005	98	50779	0.2500	
40 Indeno[1,2,3-cd]pyrene	276	15.057	15.057	0.009	98	1102	0.005288	M
42 Benzo[g,h,i]perylene	276	15.509	15.509	0.009	98	1482	0.005778	M

QC Flag Legend

Processing Flags

Review Flags

M - Manually Integrated

a - User Assigned ID

Reagents:

MSS_RVSIM_IS_00032 Amount Added: 10.00 Units: uL Run Reagent

Report Date: 10-Jan-2023 12:19:17 Chrom Revision: 2.3 09-Jan-2023 13:34:20

Eurofins Lancaster Laboratories Environment Testing, LLC

Data File:	\\chromfs\Lancaster\ChromData\HP23263\20230109-74688.b\NA0160.D				
Injection Date:	09-Jan-2023 07:35:30	Instrument ID:	HP23263	Operator ID:	jmg00346
Lims ID:	410-110319-E-4-A	Lab Sample ID:	410-110319-4	Worklist Smp#:	11
Client ID:	MW-8S-20221219				
Injection Vol:	1.0 ul	Dil. Factor:	1.0000	ALS Bottle#:	11
Method:	8270_SIM_HP23263	Limit Group:	MSSV - 8270D_E SIM		

Column: DB-5MS 20m 0.25mm (0.25 mm)

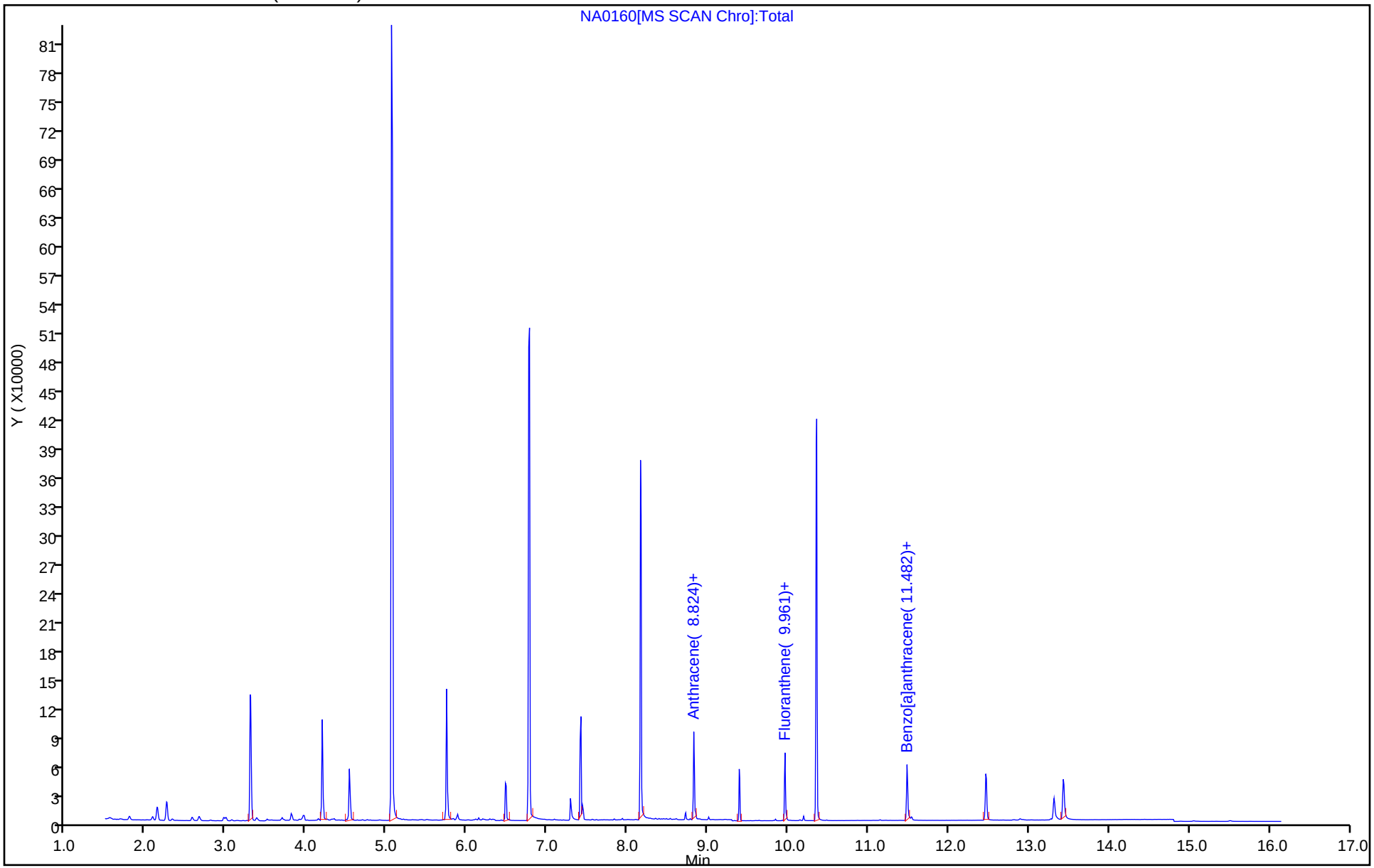

Eurofins Lancaster Laboratories Environment Testing, LLC

Recovery Report

Data File:	\\chromfs\Lancaster\ChromData\HP23263\20230109-74688.b\NA0160.D				
Lims ID:	410-110319-E-4-A				
Client ID:	MW-8S-20221219				
Sample Type:	Client				
Inject. Date:	09-Jan-2023 07:35:30	ALS Bottle#:	11	Worklist Smp#:	11
Injection Vol:	1.0 ul	Dil. Factor:	1.0000		
Sample Info:	410-110319-E-4-A				
Misc. Info.:	410-0074688-011				
Operator ID:	jmg00346	Instrument ID:	HP23263		
Method:	\\chromfs\Lancaster\ChromData\HP23263\20230109-74688.b\8270_SIM_HP23263.m				
Limit Group:	MSSV - 8270D_E SIM				
Last Update:	10-Jan-2023 12:19:17	Calib Date:	05-Oct-2022 11:42:30		
Integrator:	Falcon	ID Type:	RT Order ID		
Quant Method:	Internal Standard	Quant By:	Initial Calibration		
Last ICal File:	\\chromfs\Lancaster\ChromData\HP23263\20221005-67959.b\NJ0026.D				
Column 1 :	DB-5MS 20m 0.25mm (0.25 mm)		Det: MS SCAN		
Process Host:	CTX1662				

First Level Reviewer: SJ89 Date: 09-Jan-2023 13:51:34

Compound	Amount Added	Amount Recovered	% Rec.
$ 9 1-Methylnaphthalene-d10	0.2500	0.1791	71.64
$ 24 Fluoranthene-d10 (Surr)	0.2500	0.1918	76.74
$ 36 Benzo(a)pyrene-d12 (Surr)	0.2500	0.1376	55.04

Report Date: 10-Jan-2023 12:19:17 Chrom Revision: 2.3 09-Jan-2023 13:34:20

Eurofins Lancaster Laboratories Environment Testing, LLC

Data File:	\\chromfs\Lancaster\ChromData\HP23263\20230109-74688.b\NA0160.D				
Injection Date:	09-Jan-2023 07:35:30	Instrument ID:	HP23263		
Lims ID:	410-110319-E-4-A	Lab Sample ID:	410-110319-4		
Client ID:	MW-8S-20221219				
Operator ID:	jmg00346	ALS Bottle#:	11	Worklist Smp#:	11
Injection Vol:	1.0 ul	Dil. Factor:	1.0000		
Method:	8270_SIM_HP23263	Limit Group:	MSSV - 8270D_E SIM		
Column:	DB-5MS 20m 0.25mm (0.25 mm)	Detector	MS SCAN		

14 Acenaphthene, CAS: 83-32-9

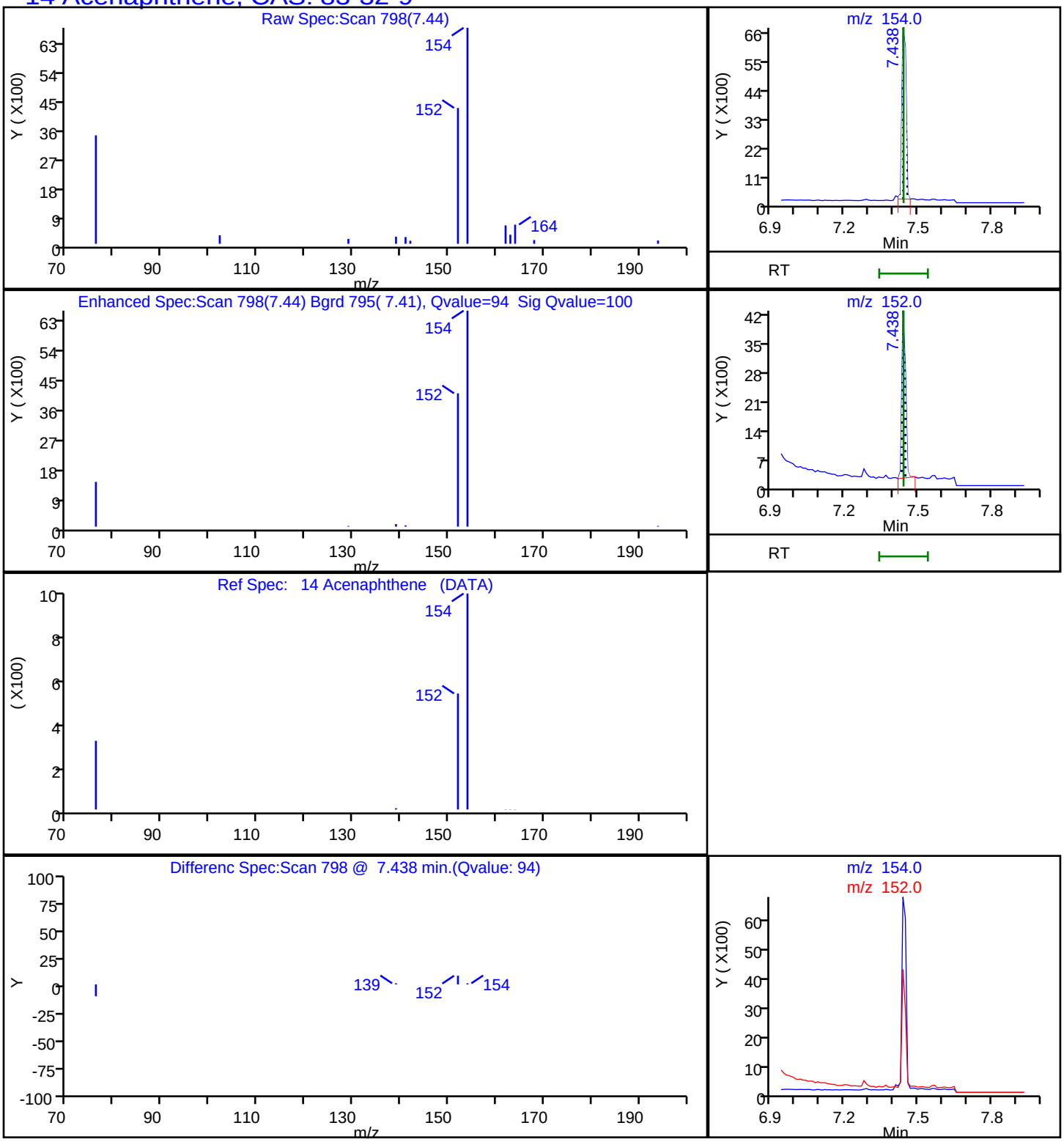

Report Date: 10-Jan-2023 12:19:17 Chrom Revision: 2.3 09-Jan-2023 13:34:20

Eurofins Lancaster Laboratories Environment Testing, LLC

Data File:	\\chromfs\Lancaster\ChromData\HP23263\20230109-74688.b\NA0160.D				
Injection Date:	09-Jan-2023 07:35:30	Instrument ID:	HP23263		
Lims ID:	410-110319-E-4-A	Lab Sample ID:	410-110319-4		
Client ID:	MW-8S-20221219				
Operator ID:	jmg00346	ALS Bottle#:	11	Worklist Smp#:	11
Injection Vol:	1.0 ul	Dil. Factor:	1.0000		
Method:	8270_SIM_HP23263	Limit Group:	MSSV - 8270D_E SIM		
Column:	DB-5MS 20m 0.25mm (0.25 mm)	Detector	MS SCAN		

28 Benzo[a]anthracene, CAS: 56-55-3

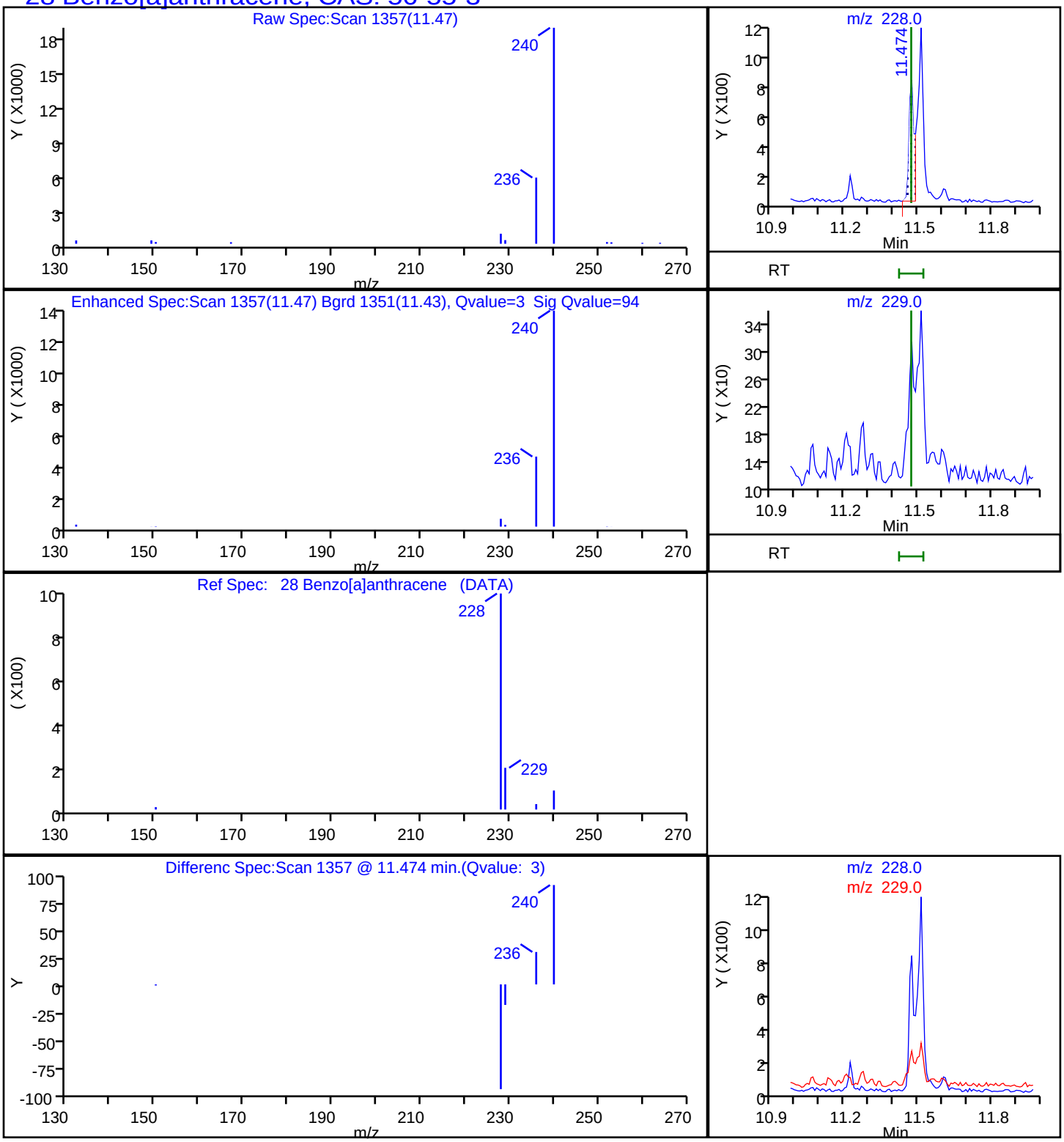

Report Date: 10-Jan-2023 12:19:17 Chrom Revision: 2.3 09-Jan-2023 13:34:20

Eurofins Lancaster Laboratories Environment Testing, LLC

Data File:	\\chromfs\Lancaster\ChromData\HP23263\20230109-74688.b\NA0160.D				
Injection Date:	09-Jan-2023 07:35:30	Instrument ID:	HP23263		
Lims ID:	410-110319-E-4-A	Lab Sample ID:	410-110319-4		
Client ID:	MW-8S-20221219				
Operator ID:	jmg00346	ALS Bottle#:	11	Worklist Smp#:	11
Injection Vol:	1.0 ul	Dil. Factor:	1.0000		
Method:	8270_SIM_HP23263	Limit Group:	MSSV - 8270D_E SIM		
Column:	DB-5MS 20m 0.25mm (0.25 mm)	Detector	MS SCAN		

37 Benzo[a]pyrene, CAS: 50-32-8

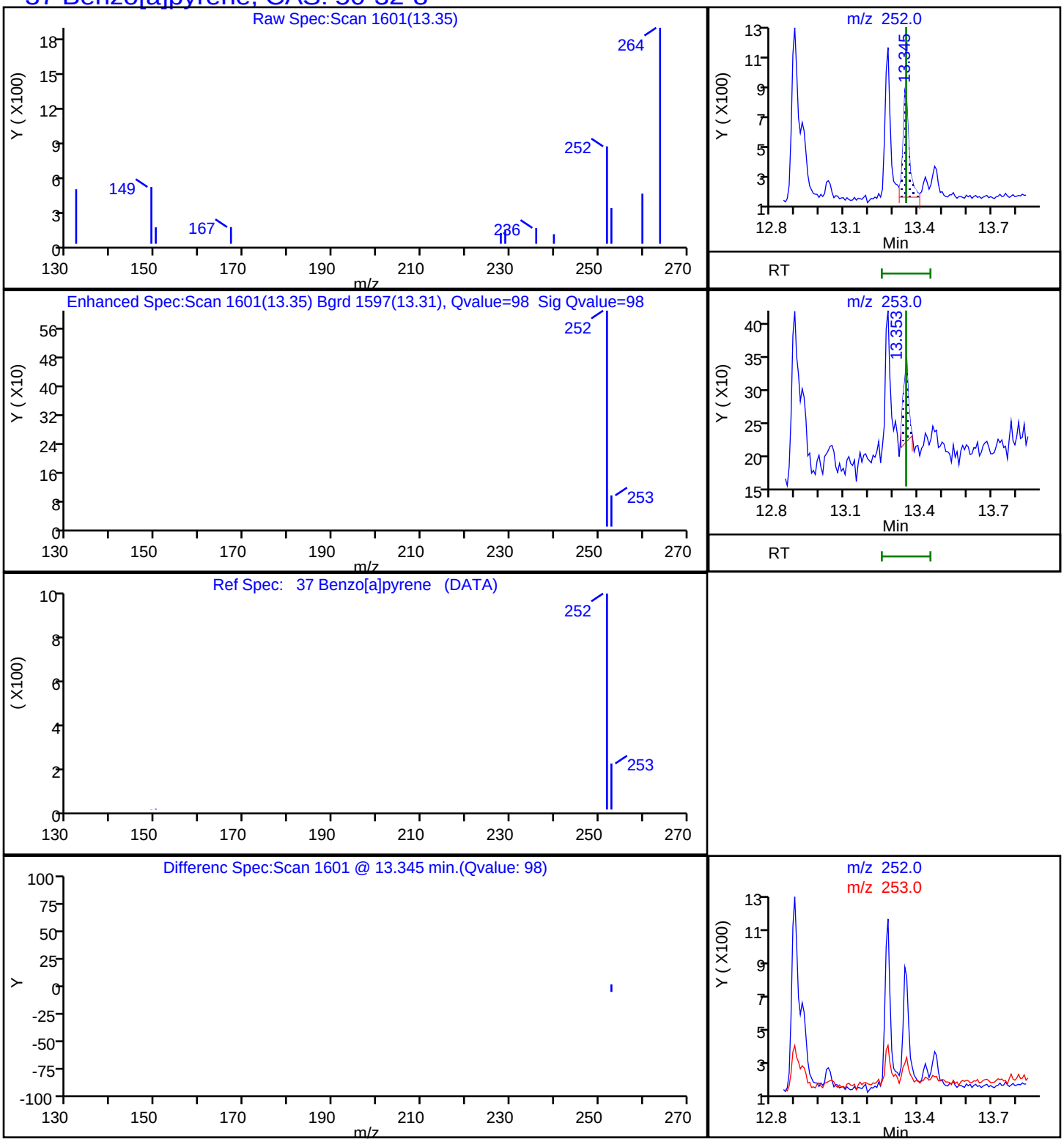

Report Date: 10-Jan-2023 12:19:17 Chrom Revision: 2.3 09-Jan-2023 13:34:20

Eurofins Lancaster Laboratories Environment Testing, LLC

Data File:	\\chromfs\Lancaster\ChromData\HP23263\20230109-74688.b\NA0160.D				
Injection Date:	09-Jan-2023 07:35:30	Instrument ID:	HP23263		
Lims ID:	410-110319-E-4-A	Lab Sample ID:	410-110319-4		
Client ID:	MW-8S-20221219				
Operator ID:	jmg00346	ALS Bottle#:	11	Worklist Smp#:	11
Injection Vol:	1.0 ul	Dil. Factor:	1.0000		
Method:	8270_SIM_HP23263	Limit Group:	MSSV - 8270D_E SIM		
Column:	DB-5MS 20m 0.25mm (0.25 mm)	Detector	MS SCAN		

33 Benzo[b]fluoranthene, CAS: 205-99-2

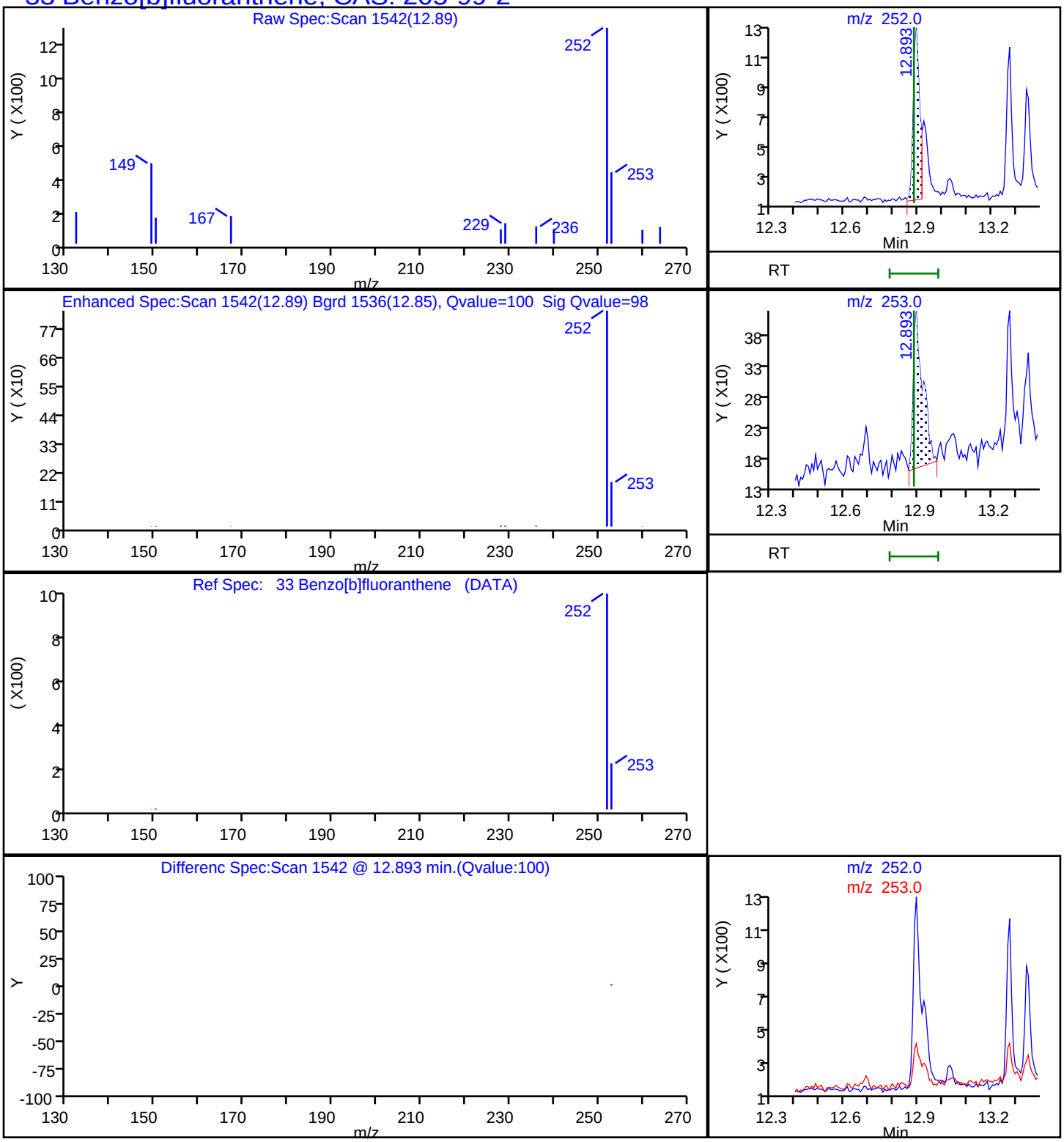

Report Date: 10-Jan-2023 12:19:17 Chrom Revision: 2.3 09-Jan-2023 13:34:20

Eurofins Lancaster Laboratories Environment Testing, LLC

Data File:	\\chromfs\Lancaster\ChromData\HP23263\20230109-74688.b\NA0160.D				
Injection Date:	09-Jan-2023 07:35:30	Instrument ID:	HP23263		
Lims ID:	410-110319-E-4-A	Lab Sample ID:	410-110319-4		
Client ID:	MW-8S-20221219				
Operator ID:	jmg00346	ALS Bottle#:	11	Worklist Smp#:	11
Injection Vol:	1.0 ul	Dil. Factor:	1.0000		
Method:	8270_SIM_HP23263	Limit Group:	MSSV - 8270D_E SIM		
Column:	DB-5MS 20m 0.25mm (0.25 mm)	Detector	MS SCAN		

42 Benzo[g,h,i]perylene, CAS: 191-24-2

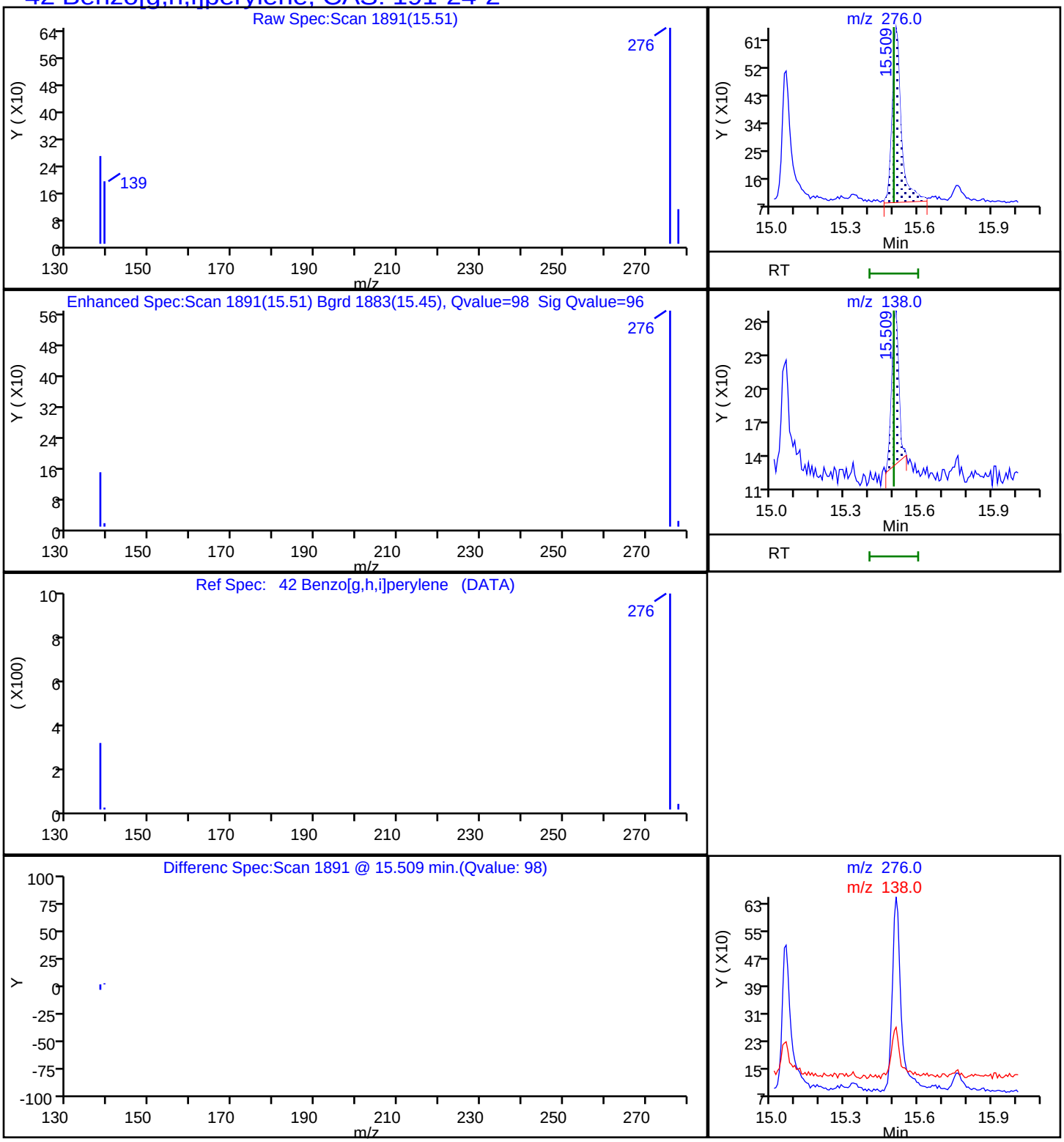

Report Date: 10-Jan-2023 12:19:17 Chrom Revision: 2.3 09-Jan-2023 13:34:20

Eurofins Lancaster Laboratories Environment Testing, LLC

Data File:	\\chromfs\Lancaster\ChromData\HP23263\20230109-74688.b\NA0160.D				
Injection Date:	09-Jan-2023 07:35:30	Instrument ID:	HP23263		
Lims ID:	410-110319-E-4-A	Lab Sample ID:	410-110319-4		
Client ID:	MW-8S-20221219				
Operator ID:	jmg00346	ALS Bottle#:	11	Worklist Smp#:	11
Injection Vol:	1.0 ul	Dil. Factor:	1.0000		
Method:	8270_SIM_HP23263	Limit Group:	MSSV - 8270D_E SIM		
Column:	DB-5MS 20m 0.25mm (0.25 mm)	Detector	MS SCAN		

34 Benzo[k]fluoranthene, CAS: 207-08-9

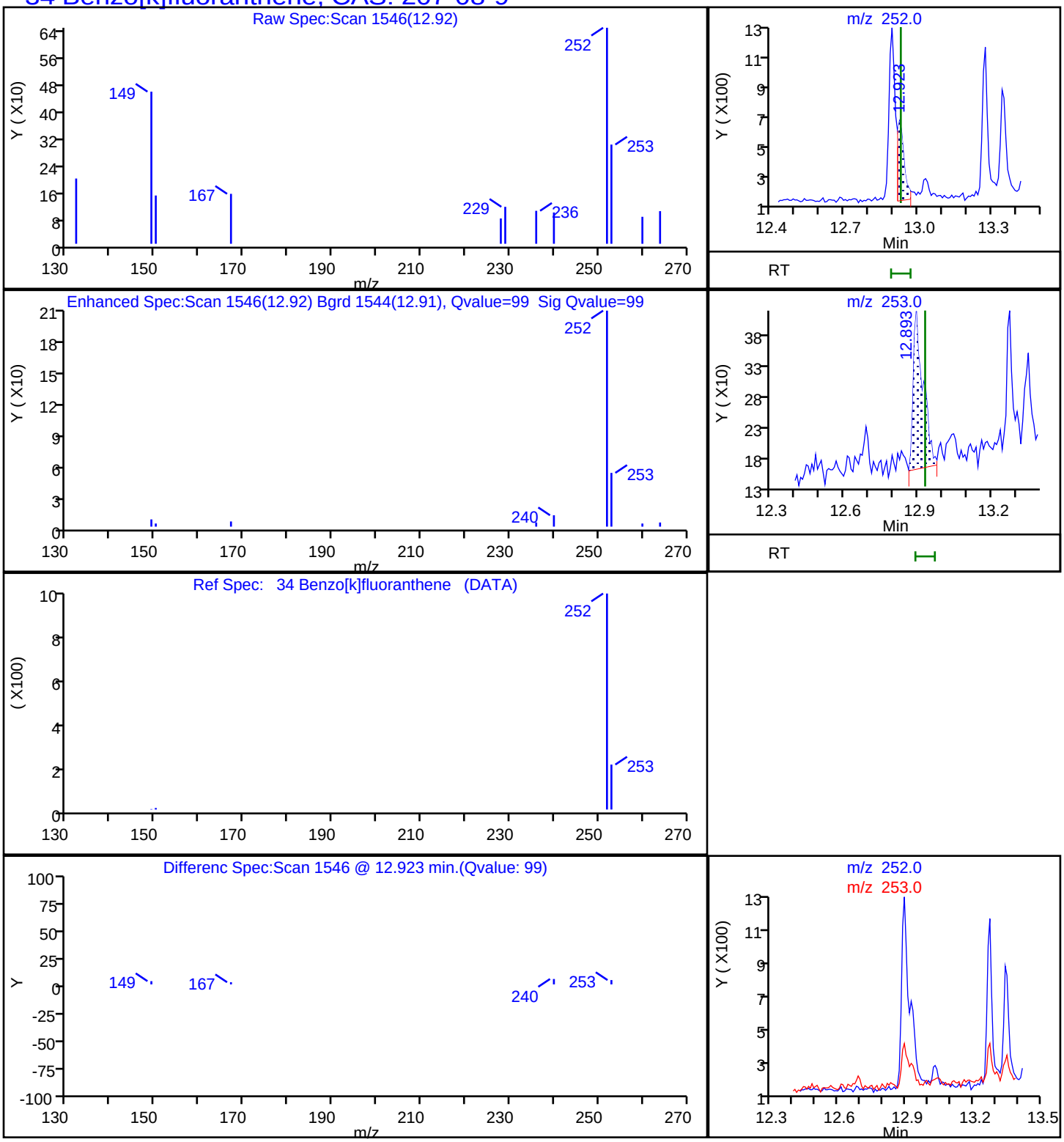

Report Date: 10-Jan-2023 12:19:17 Chrom Revision: 2.3 09-Jan-2023 13:34:20

Eurofins Lancaster Laboratories Environment Testing, LLC

Data File:	\\chromfs\Lancaster\ChromData\HP23263\20230109-74688.b\NA0160.D				
Injection Date:	09-Jan-2023 07:35:30	Instrument ID:	HP23263		
Lims ID:	410-110319-E-4-A	Lab Sample ID:	410-110319-4		
Client ID:	MW-8S-20221219				
Operator ID:	jmg00346	ALS Bottle#:	11	Worklist Smp#:	11
Injection Vol:	1.0 ul	Dil. Factor:	1.0000		
Method:	8270_SIM_HP23263	Limit Group:	MSSV - 8270D_E SIM		
Column:	DB-5MS 20m 0.25mm (0.25 mm)	Detector	MS SCAN		

30 Chrysene, CAS: 218-01-9

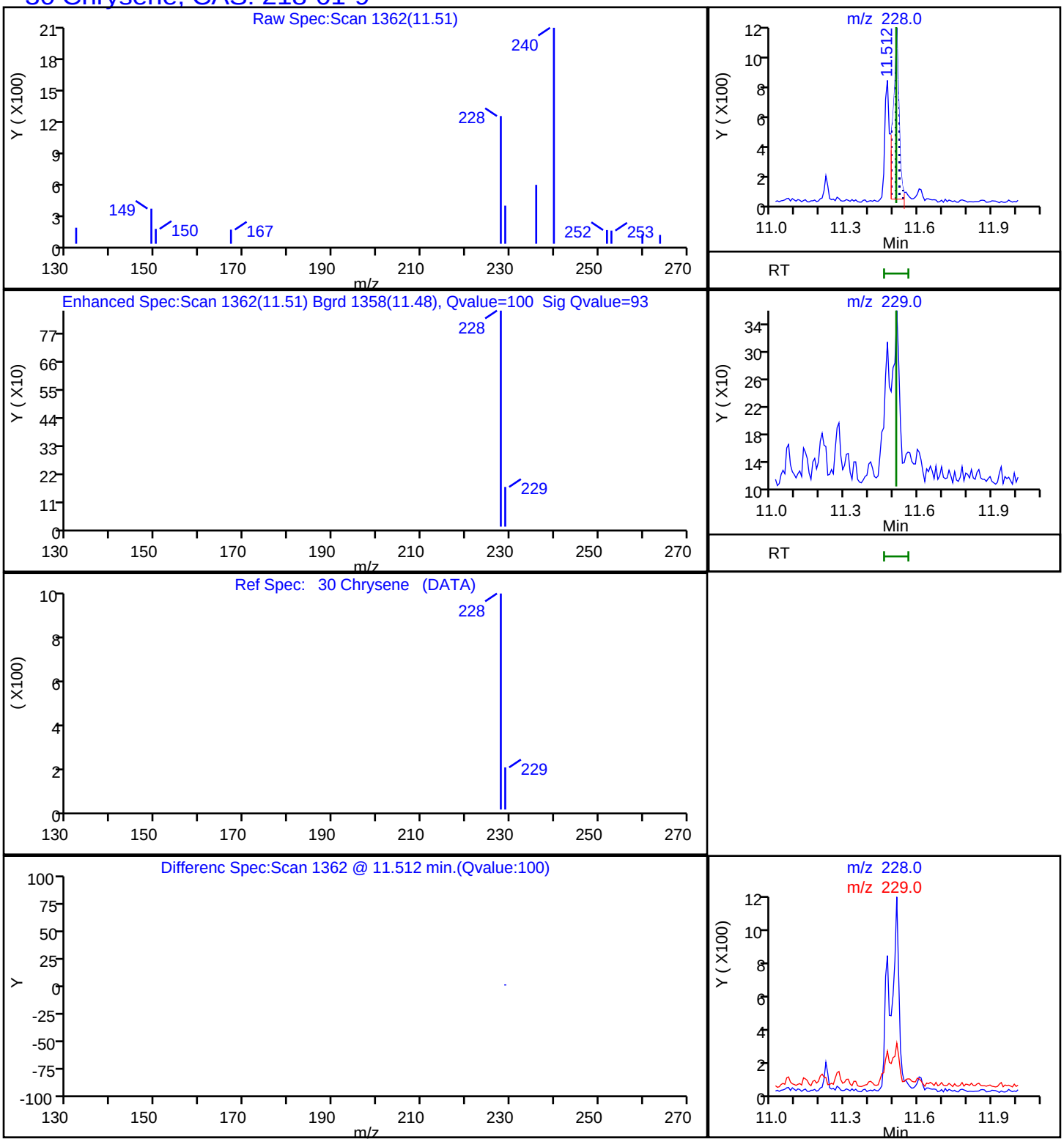

Report Date: 10-Jan-2023 12:19:17 Chrom Revision: 2.3 09-Jan-2023 13:34:20

Eurofins Lancaster Laboratories Environment Testing, LLC

Data File:	\\chromfs\Lancaster\ChromData\HP23263\20230109-74688.b\NA0160.D				
Injection Date:	09-Jan-2023 07:35:30	Instrument ID:	HP23263		
Lims ID:	410-110319-E-4-A	Lab Sample ID:	410-110319-4		
Client ID:	MW-8S-20221219				
Operator ID:	jmg00346	ALS Bottle#:	11	Worklist Smp#:	11
Injection Vol:	1.0 ul	Dil. Factor:	1.0000		
Method:	8270_SIM_HP23263	Limit Group:	MSSV - 8270D_E SIM		
Column:	DB-5MS 20m 0.25mm (0.25 mm)	Detector	MS SCAN		

25 Fluoranthene, CAS: 206-44-0

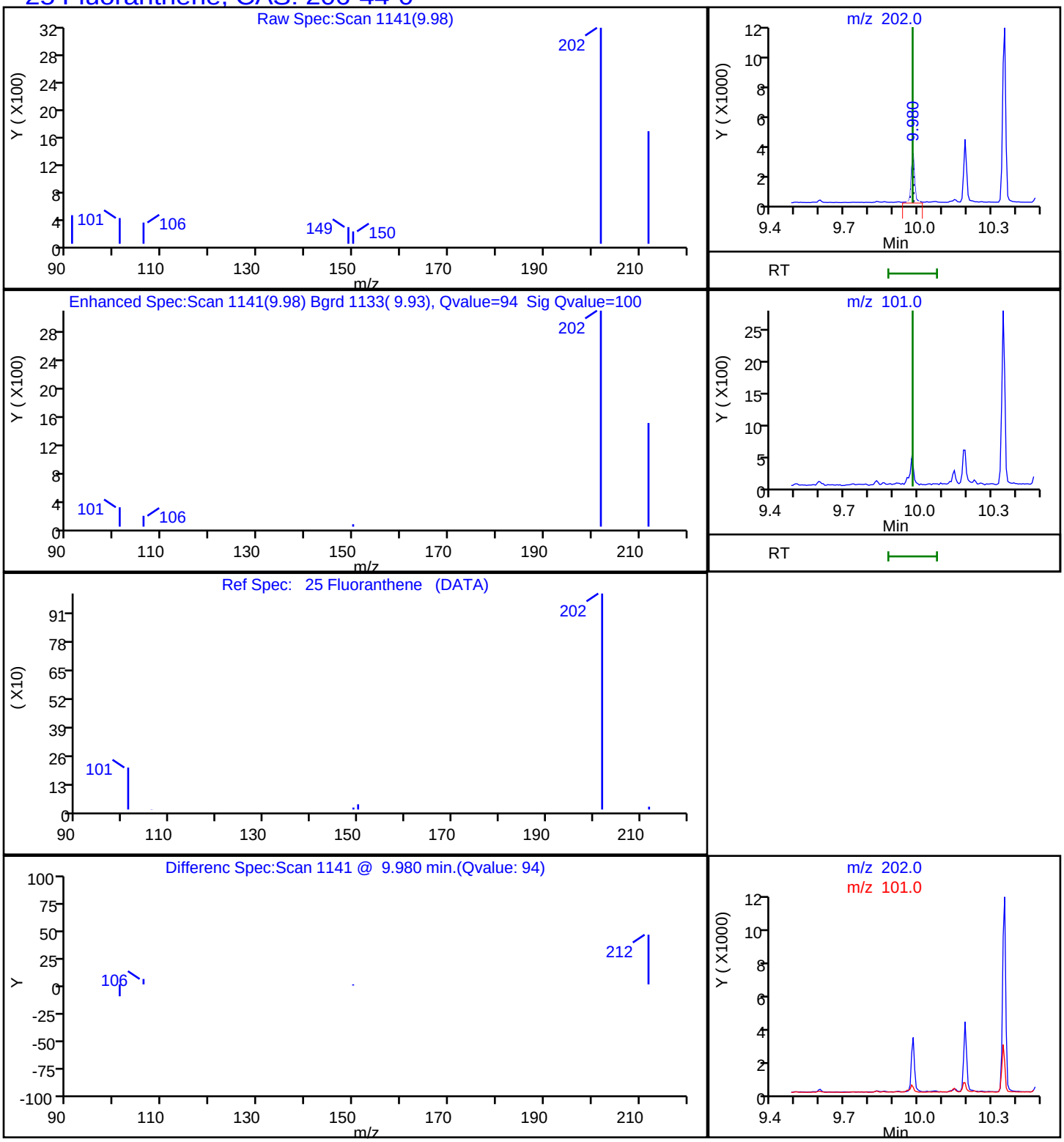

Report Date: 10-Jan-2023 12:19:17 Chrom Revision: 2.3 09-Jan-2023 13:34:20

Eurofins Lancaster Laboratories Environment Testing, LLC

Data File:	\\chromfs\Lancaster\ChromData\HP23263\20230109-74688.b\NA0160.D				
Injection Date:	09-Jan-2023 07:35:30	Instrument ID:	HP23263		
Lims ID:	410-110319-E-4-A	Lab Sample ID:	410-110319-4		
Client ID:	MW-8S-20221219				
Operator ID:	jmg00346	ALS Bottle#:	11	Worklist Smp#:	11
Injection Vol:	1.0 ul	Dil. Factor:	1.0000		
Method:	8270_SIM_HP23263	Limit Group:	MSSV - 8270D_E SIM		
Column:	DB-5MS 20m 0.25mm (0.25 mm)	Detector	MS SCAN		

40 Indeno[1,2,3-cd]pyrene, CAS: 193-39-5

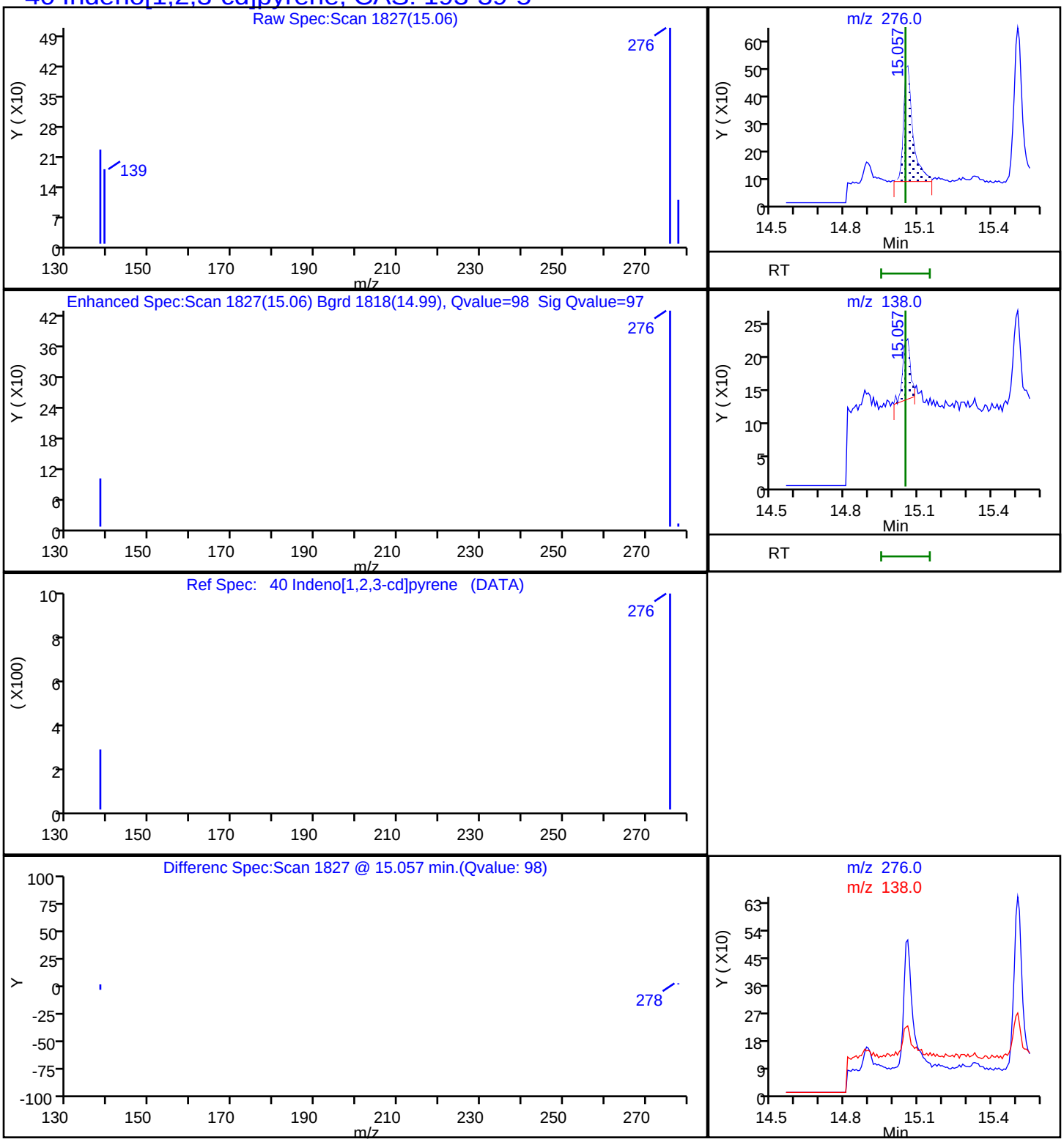

Report Date: 10-Jan-2023 12:19:17 Chrom Revision: 2.3 09-Jan-2023 13:34:20

Eurofins Lancaster Laboratories Environment Testing, LLC

Data File:	\\chromfs\Lancaster\ChromData\HP23263\20230109-74688.b\NA0160.D				
Injection Date:	09-Jan-2023 07:35:30	Instrument ID:	HP23263		
Lims ID:	410-110319-E-4-A	Lab Sample ID:	410-110319-4		
Client ID:	MW-8S-20221219				
Operator ID:	jmg00346	ALS Bottle#:	11	Worklist Smp#:	11
Injection Vol:	1.0 ul	Dil. Factor:	1.0000		
Method:	8270_SIM_HP23263	Limit Group:	MSSV - 8270D_E SIM		
Column:	DB-5MS 20m 0.25mm (0.25 mm)	Detector	MS SCAN		

21 Phenanthrene, CAS: 85-01-8

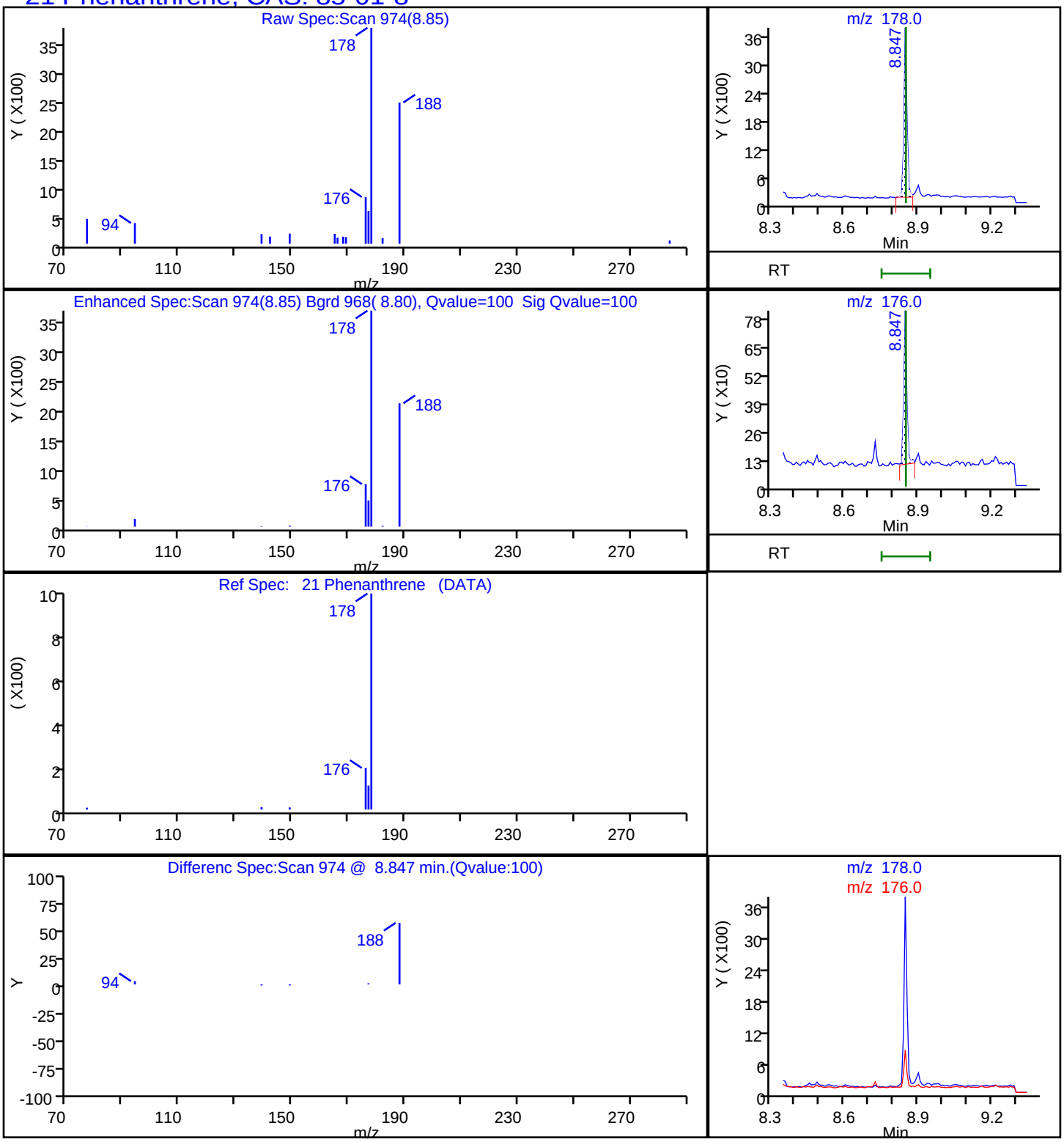

Report Date: 10-Jan-2023 12:19:17 Chrom Revision: 2.3 09-Jan-2023 13:34:20

Eurofins Lancaster Laboratories Environment Testing, LLC

Data File:	\\chromfs\Lancaster\ChromData\HP23263\20230109-74688.b\NA0160.D				
Injection Date:	09-Jan-2023 07:35:30	Instrument ID:	HP23263		
Lims ID:	410-110319-E-4-A	Lab Sample ID:	410-110319-4		
Client ID:	MW-8S-20221219				
Operator ID:	jmg00346	ALS Bottle#:	11	Worklist Smp#:	11
Injection Vol:	1.0 ul	Dil. Factor:	1.0000		
Method:	8270_SIM_HP23263	Limit Group:	MSSV - 8270D_E SIM		
Column:	DB-5MS 20m 0.25mm (0.25 mm)	Detector	MS SCAN		

26 Pyrene, CAS: 129-00-0

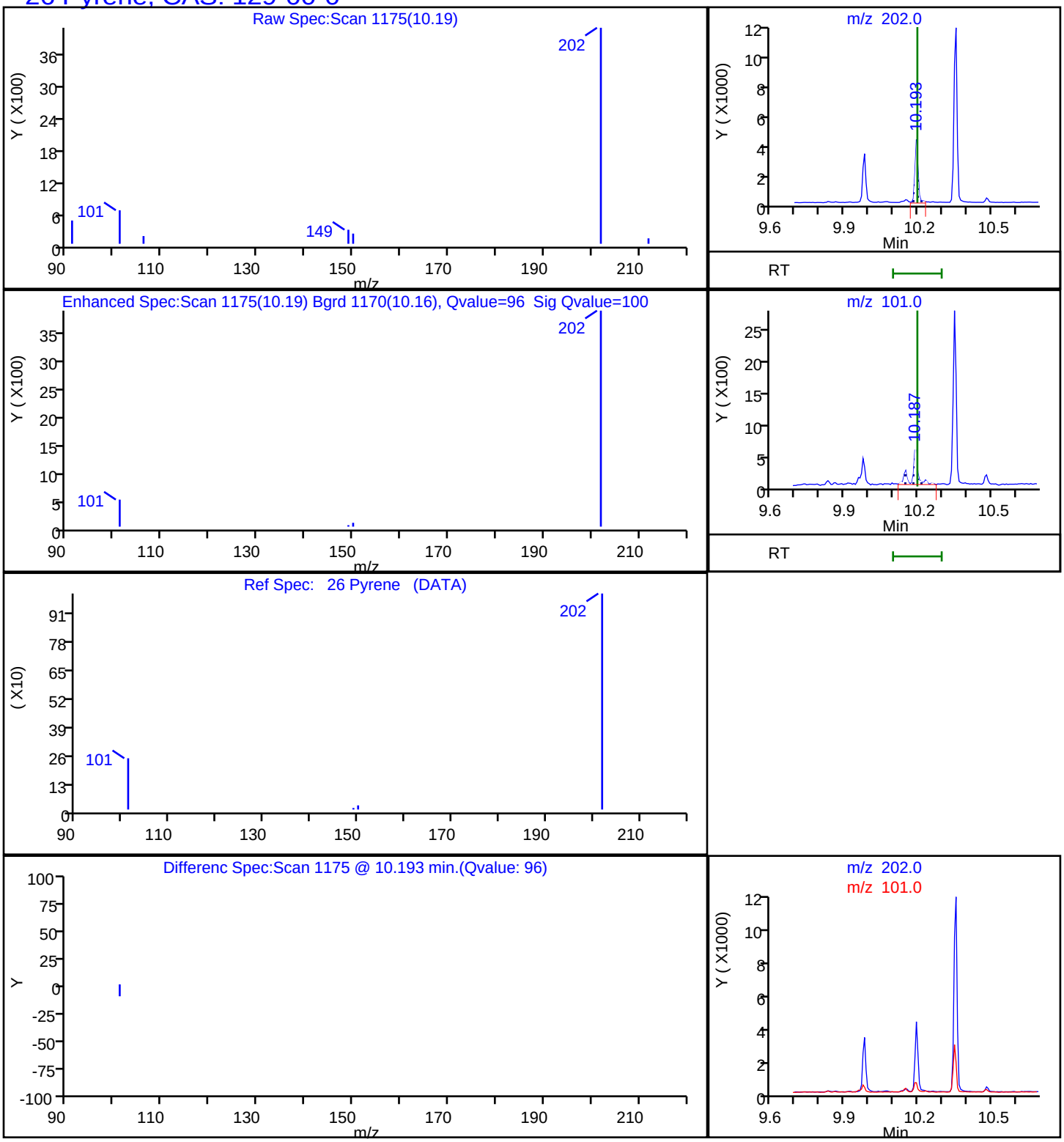

Manual Integration/User Assign Peak Report

Eurofins Lancaster Laboratories Environment Testing, LLC

Data File:	\\chromfs\Lancaster\ChromData\HP23263\20230109-74688.b\NA0160.D				
Injection Date:	09-Jan-2023 07:35:30	Instrument ID:	HP23263		
Lims ID:	410-110319-E-4-A	Lab Sample ID:	410-110319-4		
Client ID:	MW-8S-20221219				
Operator ID:	jmg00346	ALS Bottle#:	11	Worklist Smp#:	11
Injection Vol:	1.0 ul	Dil. Factor:	1.0000		
Method:	8270_SIM_HP23263	Limit Group:	MSSV - 8270D_E SIM		
Column:	DB-5MS 20m 0.25mm (0.25 mm)	Detector	MS SCAN		

28 Benzo[a]anthracene, CAS: 56-55-3

Signal: 1

Not Detected
Expected RT: 11.47

Processing Integration Results

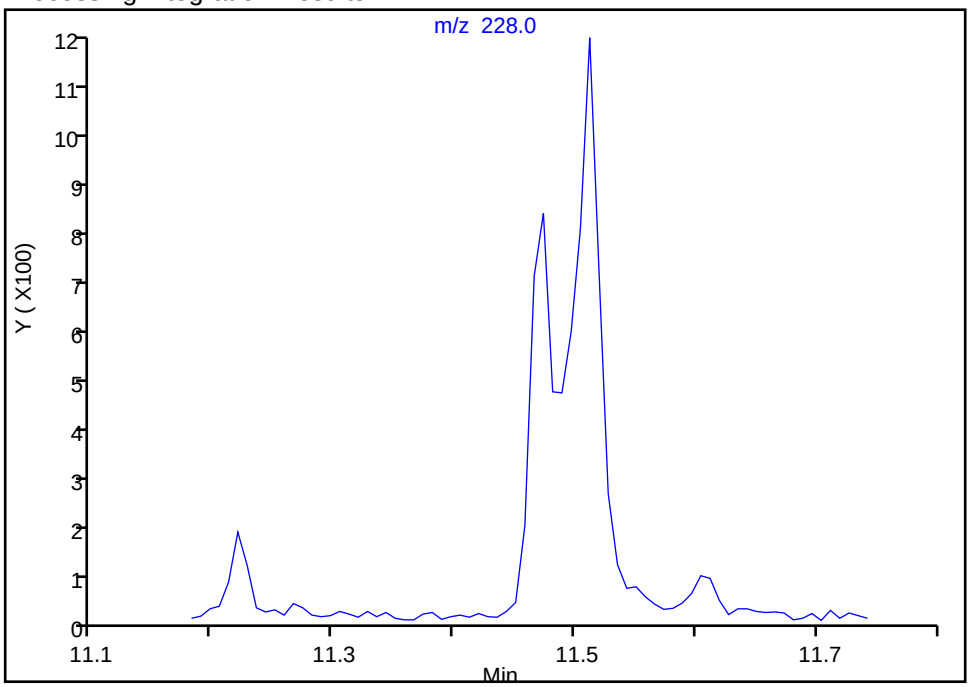

Manual Integration Results

RT: 11.47
Area: 1056
Amount: 0.003644
Amount Units: ug/ml

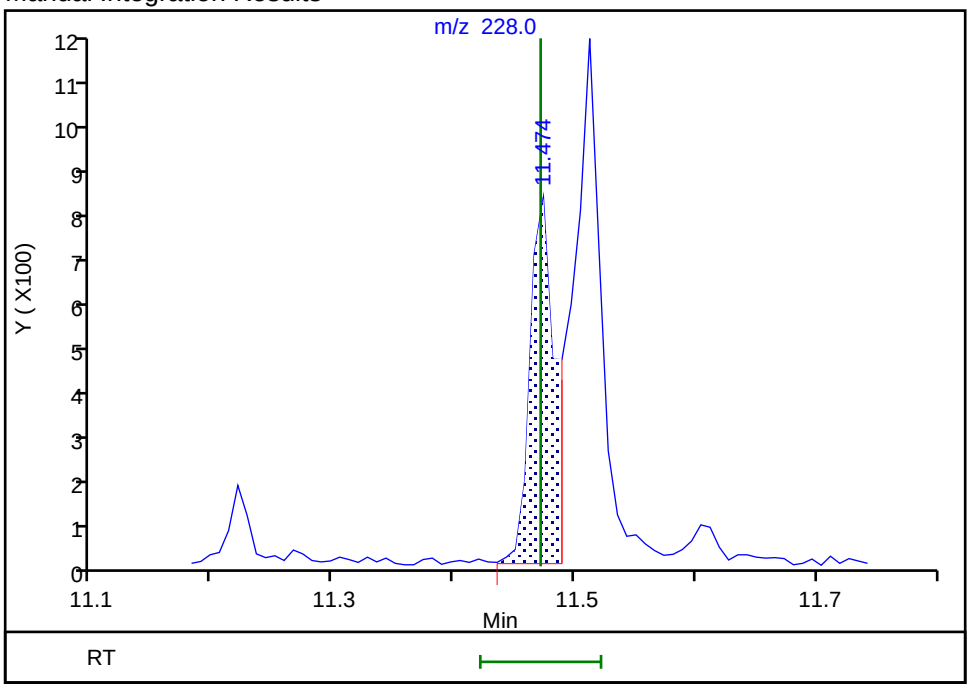

Reviewer: phakdeer, 10-Jan-2023 12:18:56
Audit Action: Manually Integrated Audit Reason: Assign Peak

Manual Integration/User Assign Peak Report

Eurofins Lancaster Laboratories Environment Testing, LLC

Data File:	\\chromfs\Lancaster\ChromData\HP23263\20230109-74688.b\NA0160.D				
Injection Date:	09-Jan-2023 07:35:30	Instrument ID:	HP23263		
Lims ID:	410-110319-E-4-A	Lab Sample ID:	410-110319-4		
Client ID:	MW-8S-20221219				
Operator ID:	jmg00346	ALS Bottle#:	11	Worklist Smp#:	11
Injection Vol:	1.0 ul	Dil. Factor:	1.0000		
Method:	8270_SIM_HP23263	Limit Group:	MSSV - 8270D_E SIM		
Column:	DB-5MS 20m 0.25mm (0.25 mm)	Detector	MS SCAN		

37 Benzo[a]pyrene, CAS: 50-32-8

Signal: 1

Processing Integration Results

RT: 13.35
Area: 1174
Amount: 0.004472
Amount Units: ug/ml

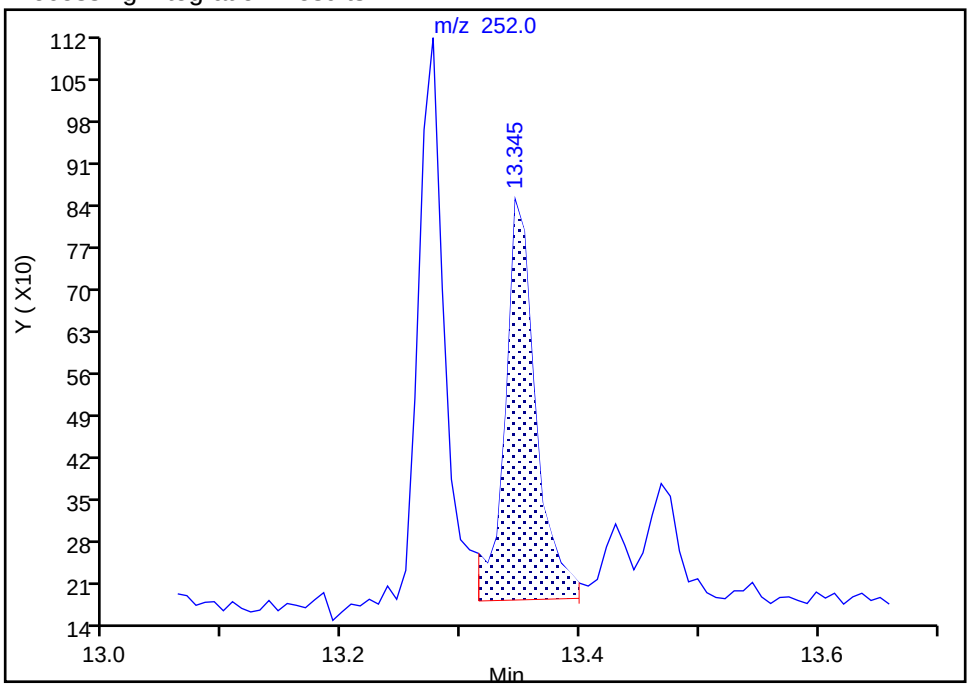

Manual Integration Results

RT: 13.35
Area: 1156
Amount: 0.004403
Amount Units: ug/ml

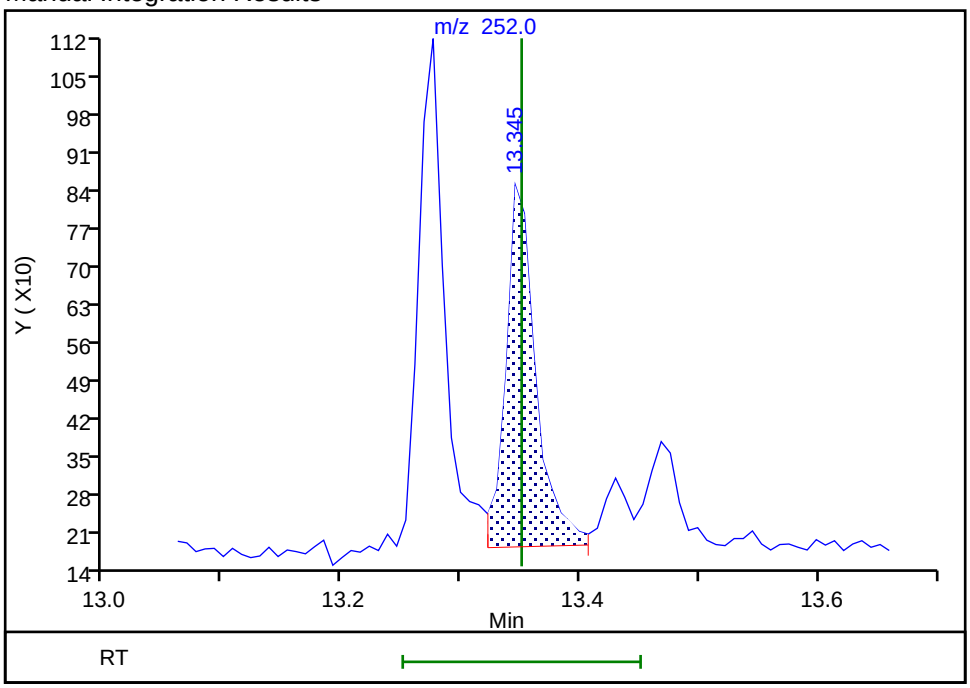

Reviewer: SJ89, 09-Jan-2023 13:51:13

Audit Action: Manually Integrated Audit Reason: Baseline

Manual Integration/User Assign Peak Report

Eurofins Lancaster Laboratories Environment Testing, LLC

Data File:	\\chromfs\Lancaster\ChromData\HP23263\20230109-74688.b\NA0160.D				
Injection Date:	09-Jan-2023 07:35:30	Instrument ID:	HP23263		
Lims ID:	410-110319-E-4-A	Lab Sample ID:	410-110319-4		
Client ID:	MW-8S-20221219				
Operator ID:	jmg00346	ALS Bottle#:	11	Worklist Smp#:	11
Injection Vol:	1.0 ul	Dil. Factor:	1.0000		
Method:	8270_SIM_HP23263	Limit Group:	MSSV - 8270D_E SIM		
Column:	DB-5MS 20m 0.25mm (0.25 mm)	Detector	MS SCAN		

33 Benzo[b]fluoranthene, CAS: 205-99-2

Signal: 1

Processing Integration Results

RT: 12.89
Area: 2475
Amount: 0.008447
Amount Units: ug/ml

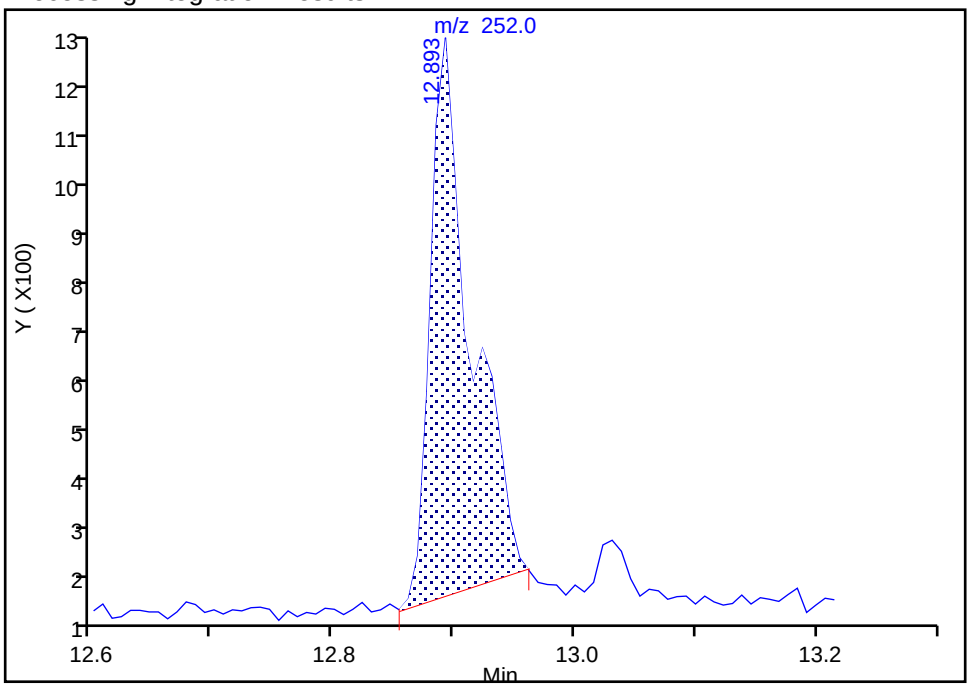

Manual Integration Results

RT: 12.89
Area: 1909
Amount: 0.006515
Amount Units: ug/ml

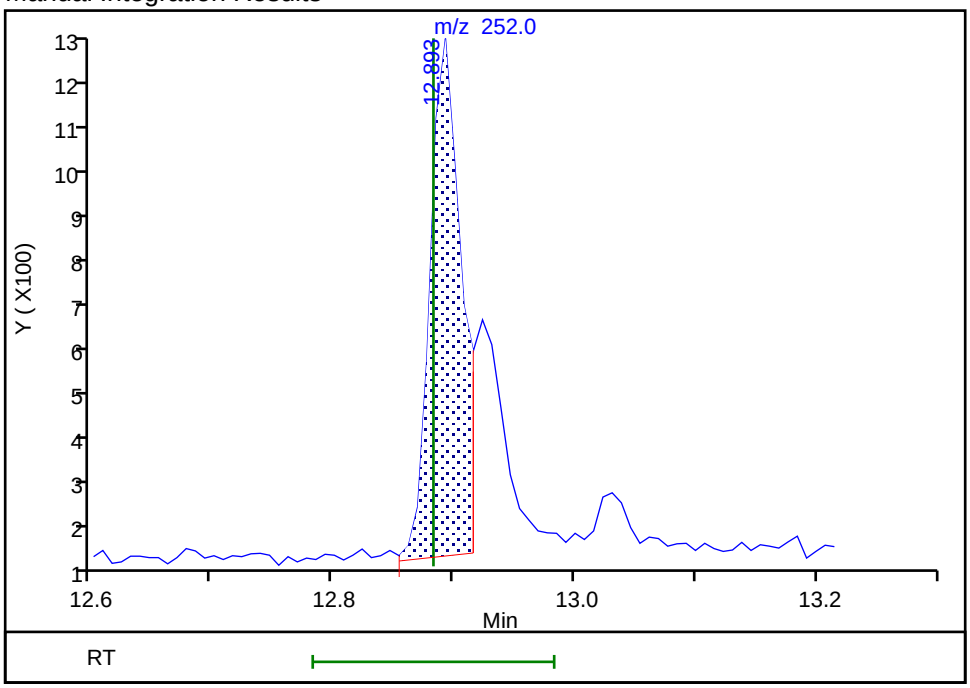

Reviewer: SJ89, 09-Jan-2023 13:50:55

Audit Action: Manually Integrated Audit Reason: Baseline

Manual Integration/User Assign Peak Report

Eurofins Lancaster Laboratories Environment Testing, LLC

Data File:	\\chromfs\Lancaster\ChromData\HP23263\20230109-74688.b\NA0160.D				
Injection Date:	09-Jan-2023 07:35:30	Instrument ID:	HP23263		
Lims ID:	410-110319-E-4-A	Lab Sample ID:	410-110319-4		
Client ID:	MW-8S-20221219				
Operator ID:	jmg00346	ALS Bottle#:	11	Worklist Smp#:	11
Injection Vol:	1.0 ul	Dil. Factor:	1.0000		
Method:	8270_SIM_HP23263	Limit Group:	MSSV - 8270D_E SIM		
Column:	DB-5MS 20m 0.25mm (0.25 mm)	Detector	MS SCAN		

42 Benzo[g,h,i]perylene, CAS: 191-24-2

Signal: 1

Processing Integration Results

RT: 15.51
Area: 1220
Amount: 0.004756
Amount Units: ug/ml

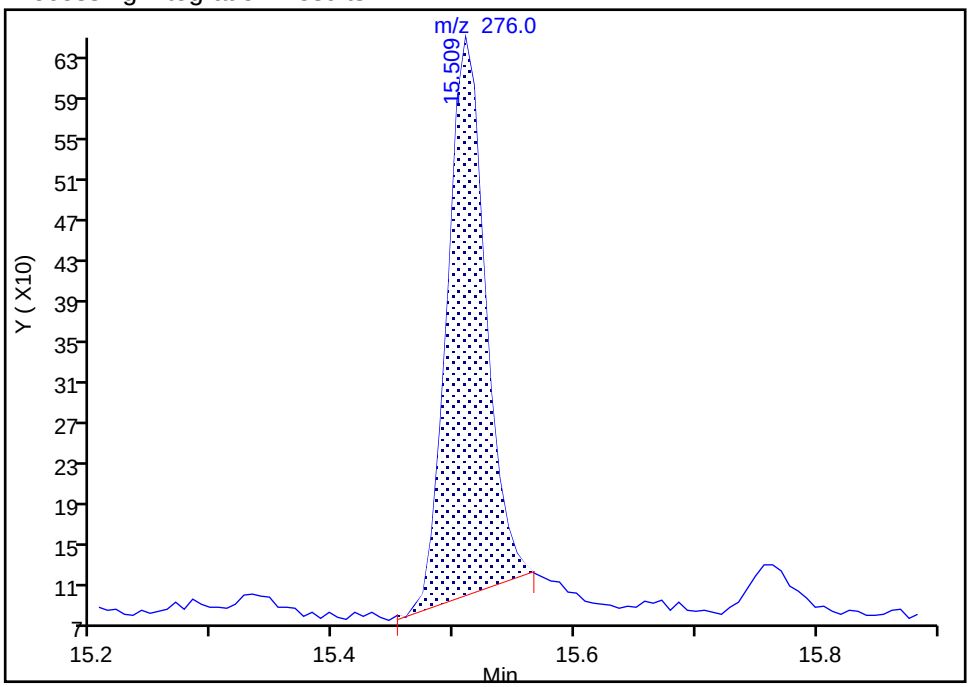

Manual Integration Results

RT: 15.51
Area: 1482
Amount: 0.005778
Amount Units: ug/ml

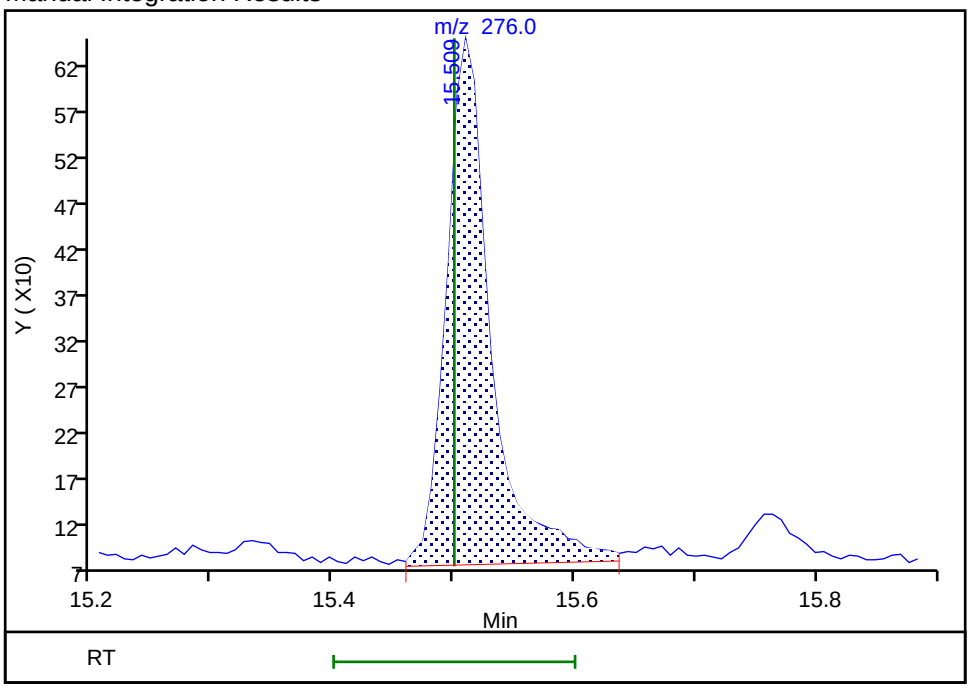

Reviewer: SJ89, 09-Jan-2023 13:51:31
Audit Action: Manually Integrated Audit Reason: Baseline

Manual Integration/User Assign Peak Report

Eurofins Lancaster Laboratories Environment Testing, LLC

Data File:	\\chromfs\Lancaster\ChromData\HP23263\20230109-74688.b\NA0160.D				
Injection Date:	09-Jan-2023 07:35:30	Instrument ID:	HP23263		
Lims ID:	410-110319-E-4-A	Lab Sample ID:	410-110319-4		
Client ID:	MW-8S-20221219				
Operator ID:	jmg00346	ALS Bottle#:	11	Worklist Smp#:	11
Injection Vol:	1.0 ul	Dil. Factor:	1.0000		
Method:	8270_SIM_HP23263	Limit Group:	MSSV - 8270D_E SIM		
Column:	DB-5MS 20m 0.25mm (0.25 mm)	Detector	MS SCAN		

34 Benzo[k]fluoranthene, CAS: 207-08-9

Signal: 1

Not Detected
Expected RT: 12.93

Processing Integration Results

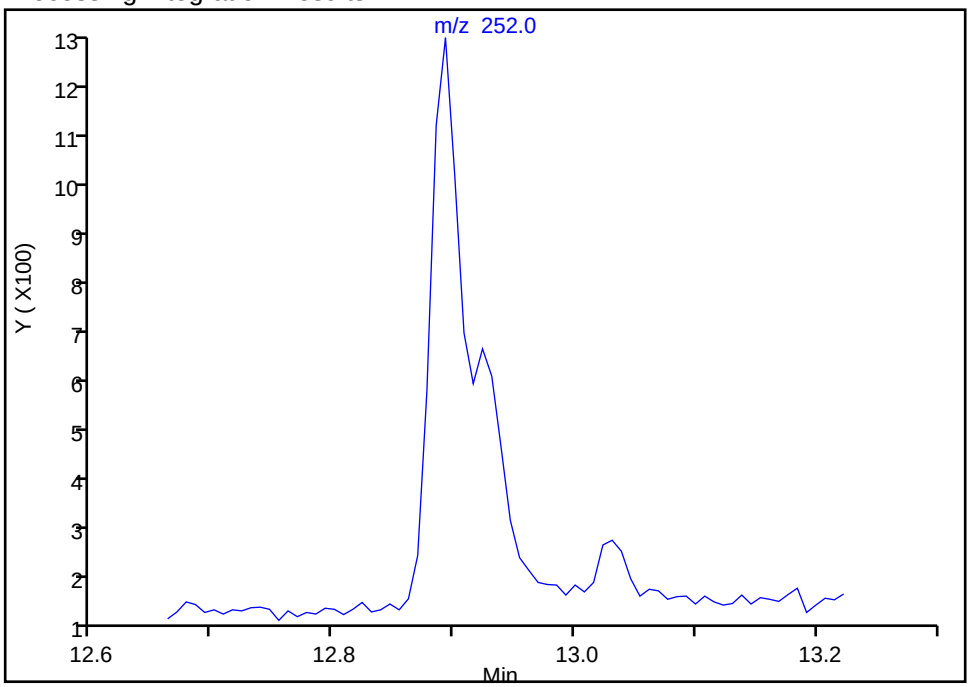

RT: 12.92
Area: 855
Amount: 0.002654
Amount Units: ug/ml

Manual Integration Results

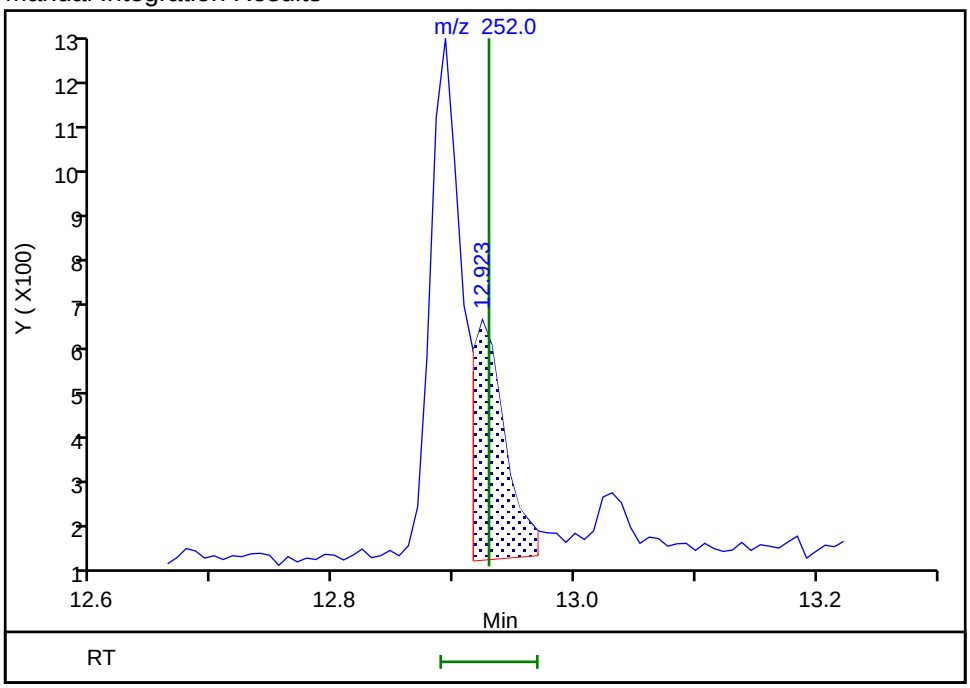

Reviewer: SJ89, 09-Jan-2023 13:51:04
Audit Action: Manually Integrated Audit Reason: Baseline

Manual Integration/User Assign Peak Report

Eurofins Lancaster Laboratories Environment Testing, LLC

Data File:	\\chromfs\Lancaster\ChromData\HP23263\20230109-74688.b\NA0160.D				
Injection Date:	09-Jan-2023 07:35:30	Instrument ID:	HP23263		
Lims ID:	410-110319-E-4-A	Lab Sample ID:	410-110319-4		
Client ID:	MW-8S-20221219				
Operator ID:	jmg00346	ALS Bottle#:	11	Worklist Smp#:	11
Injection Vol:	1.0 ul	Dil. Factor:	1.0000		
Method:	8270_SIM_HP23263	Limit Group:	MSSV - 8270D_E SIM		
Column:	DB-5MS 20m 0.25mm (0.25 mm)	Detector	MS SCAN		

30 Chrysene, CAS: 218-01-9

Signal: 1

Not Detected
Expected RT: 11.51

Processing Integration Results

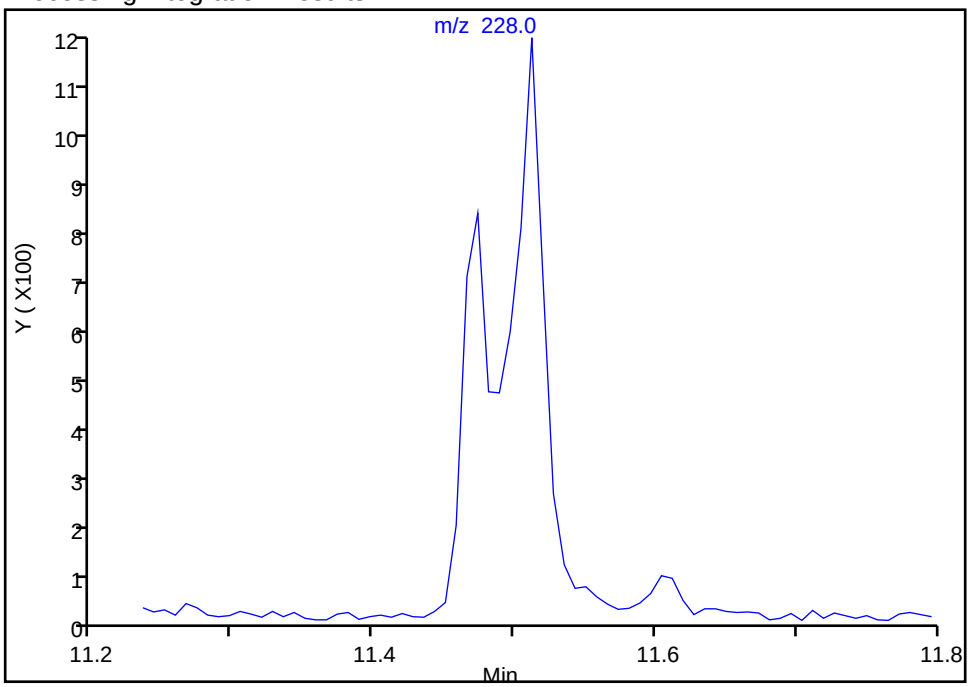

Manual Integration Results

RT: 11.51
Area: 1625
Amount: 0.005390
Amount Units: ug/ml

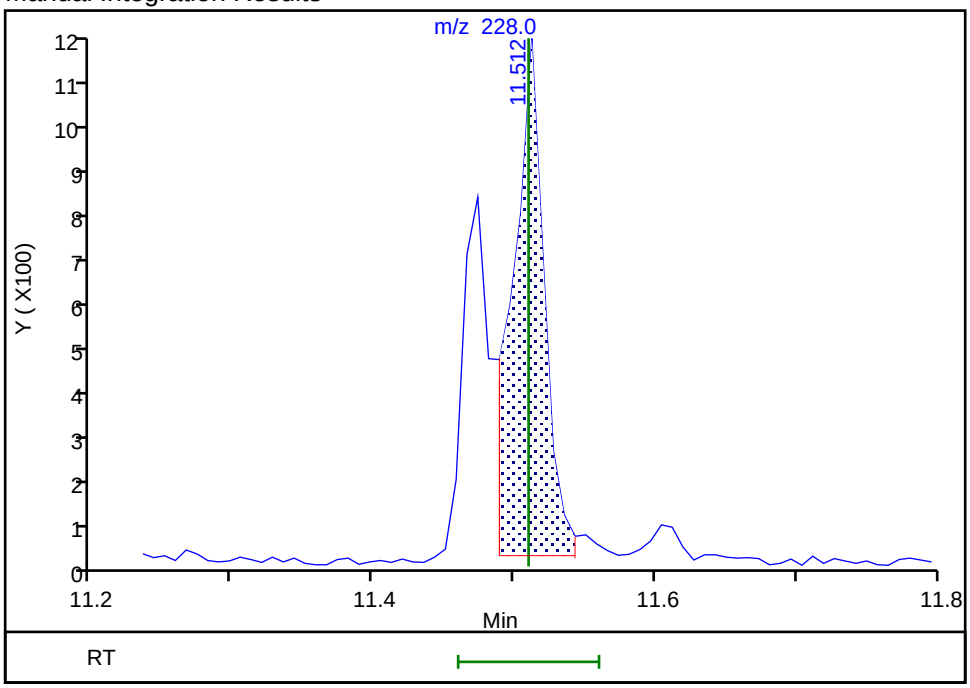

Reviewer: phakdeer, 10-Jan-2023 12:19:04
Audit Action: Manually Integrated Audit Reason: Assign Peak

Manual Integration/User Assign Peak Report

Eurofins Lancaster Laboratories Environment Testing, LLC

Data File:	\\chromfs\Lancaster\ChromData\HP23263\20230109-74688.b\NA0160.D				
Injection Date:	09-Jan-2023 07:35:30	Instrument ID:	HP23263		
Lims ID:	410-110319-E-4-A	Lab Sample ID:	410-110319-4		
Client ID:	MW-8S-20221219				
Operator ID:	jmg00346	ALS Bottle#:	11	Worklist Smp#:	11
Injection Vol:	1.0 ul	Dil. Factor:	1.0000		
Method:	8270_SIM_HP23263	Limit Group:	MSSV - 8270D_E SIM		
Column:	DB-5MS 20m 0.25mm (0.25 mm)	Detector	MS SCAN		

40 Indeno[1,2,3-cd]pyrene, CAS: 193-39-5

Signal: 1

Processing Integration Results

RT: 15.06
Area: 983
Amount: 0.004717
Amount Units: ug/ml

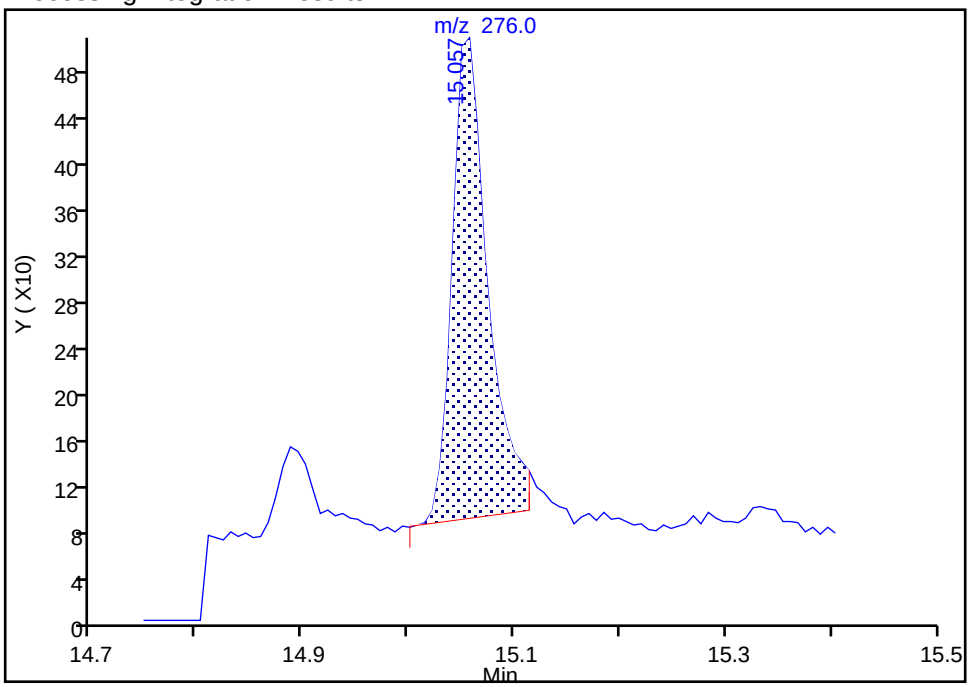

Manual Integration Results

RT: 15.06
Area: 1102
Amount: 0.005288
Amount Units: ug/ml

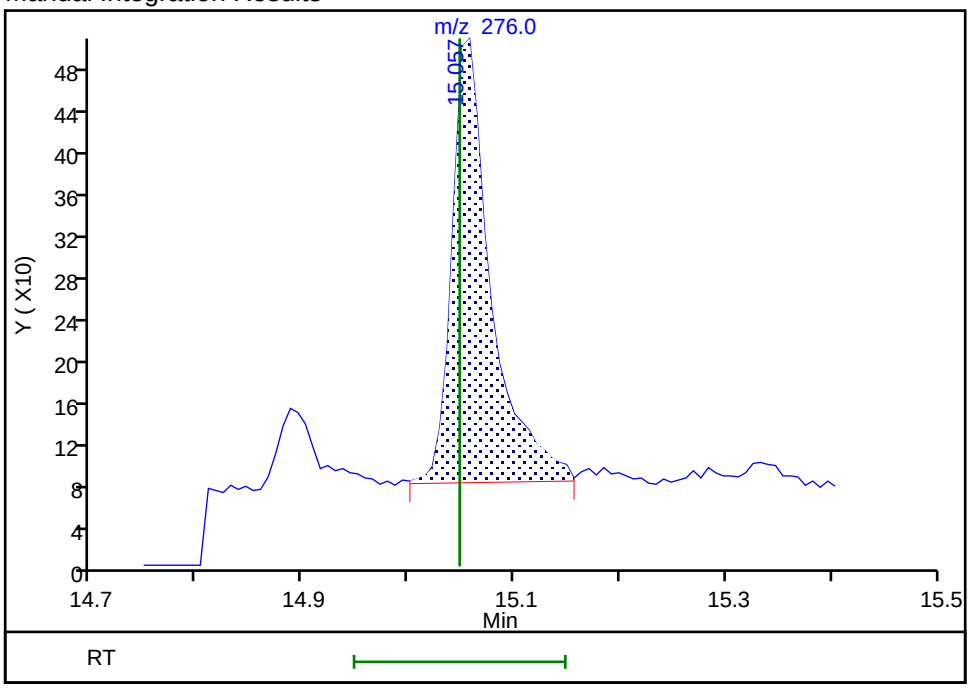

Reviewer: SJ89, 09-Jan-2023 13:51:19
Audit Action: Manually Integrated Audit Reason: Baseline

Manual Integration/User Assign Peak Report

Eurofins Lancaster Laboratories Environment Testing, LLC

Data File:	\\chromfs\Lancaster\ChromData\HP23263\20230109-74688.b\NA0160.D				
Injection Date:	09-Jan-2023 07:35:30	Instrument ID:	HP23263		
Lims ID:	410-110319-E-4-A	Lab Sample ID:	410-110319-4		
Client ID:	MW-8S-20221219				
Operator ID:	jmg00346	ALS Bottle#:	11	Worklist Smp#:	11
Injection Vol:	1.0 ul	Dil. Factor:	1.0000		
Method:	8270_SIM_HP23263	Limit Group:	MSSV - 8270D_E SIM		
Column:	DB-5MS 20m 0.25mm (0.25 mm)	Detector	MS SCAN		

21 Phenanthrene, CAS: 85-01-8

Signal: 1

Processing Integration Results

RT: 8.85
Area: 3379
Amount: 0.009216
Amount Units: ug/ml

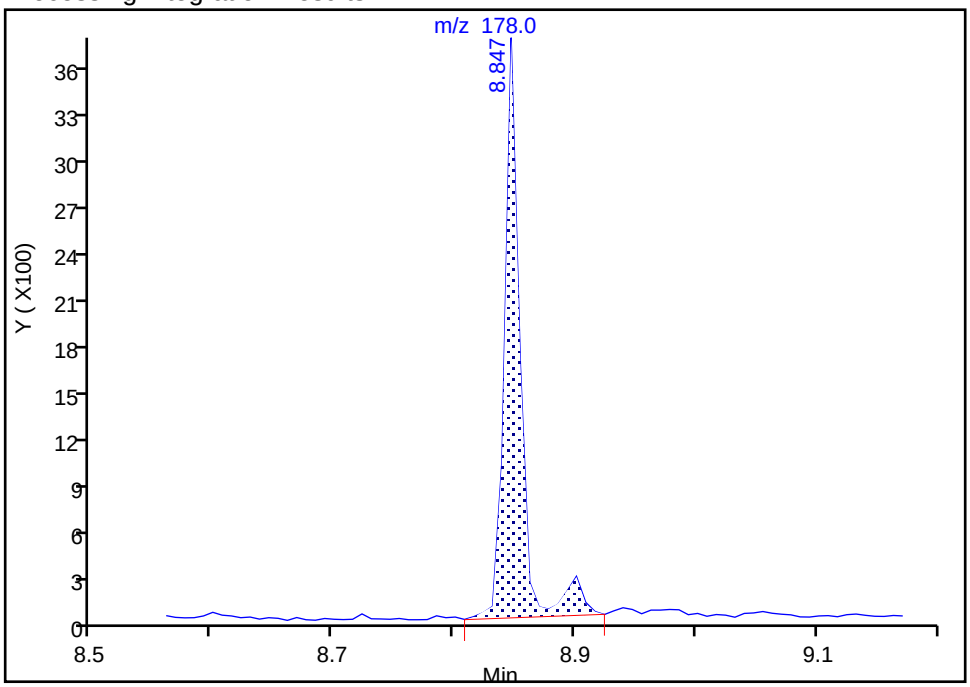

Manual Integration Results

RT: 8.85
Area: 3111
Amount: 0.008485
Amount Units: ug/ml

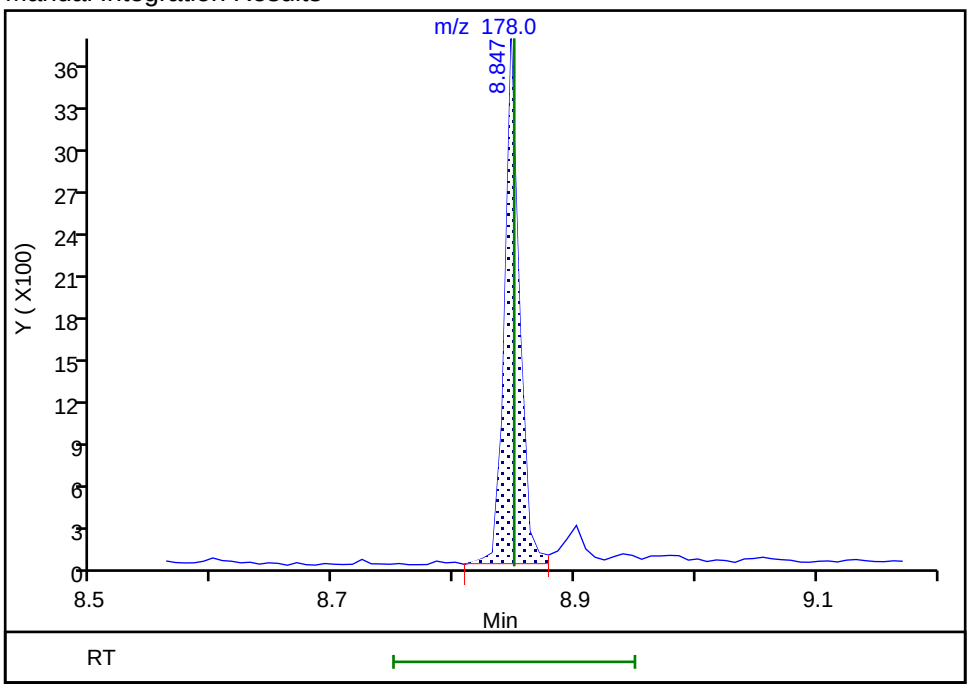

Reviewer: SJ89, 09-Jan-2023 13:50:36

Audit Action: Manually Integrated Audit Reason: Baseline

Manual Integration/User Assign Peak Report

Eurofins Lancaster Laboratories Environment Testing, LLC

Data File:	\\chromfs\Lancaster\ChromData\HP23263\20230109-74688.b\NA0160.D				
Injection Date:	09-Jan-2023 07:35:30	Instrument ID:	HP23263		
Lims ID:	410-110319-E-4-A	Lab Sample ID:	410-110319-4		
Client ID:	MW-8S-20221219				
Operator ID:	jmg00346	ALS Bottle#:	11	Worklist Smp#:	11
Injection Vol:	1.0 ul	Dil. Factor:	1.0000		
Method:	8270_SIM_HP23263	Limit Group:	MSSV - 8270D_E SIM		
Column:	DB-5MS 20m 0.25mm (0.25 mm)	Detector	MS SCAN		

26 Pyrene, CAS: 129-00-0

Signal: 1

Processing Integration Results

RT: 10.19
Area: 3603
Amount: 0.009065
Amount Units: ug/ml

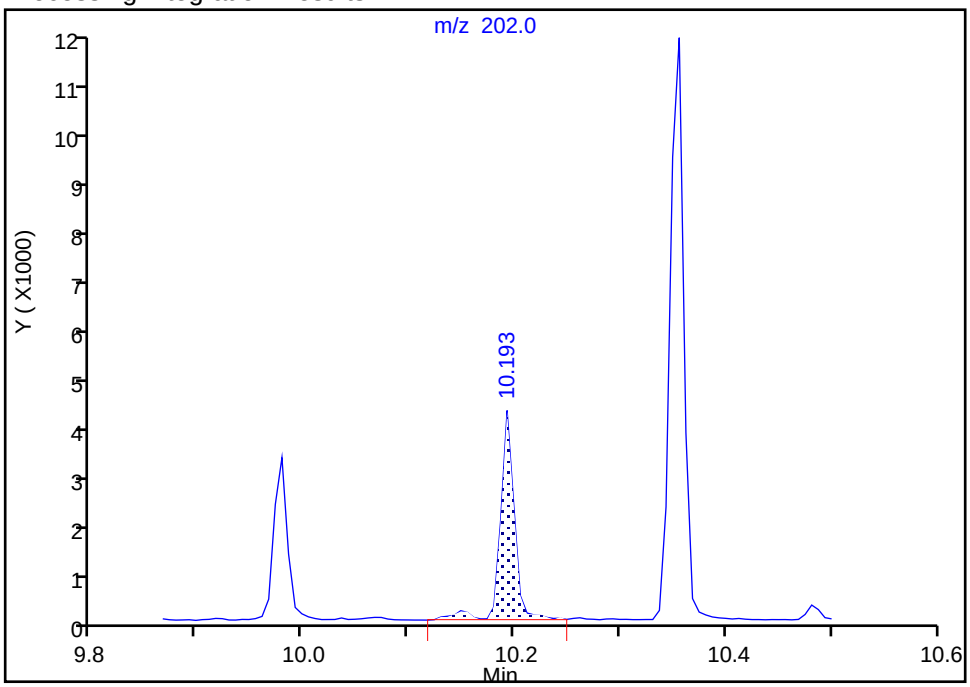

Manual Integration Results

RT: 10.19
Area: 3385
Amount: 0.008516
Amount Units: ug/ml

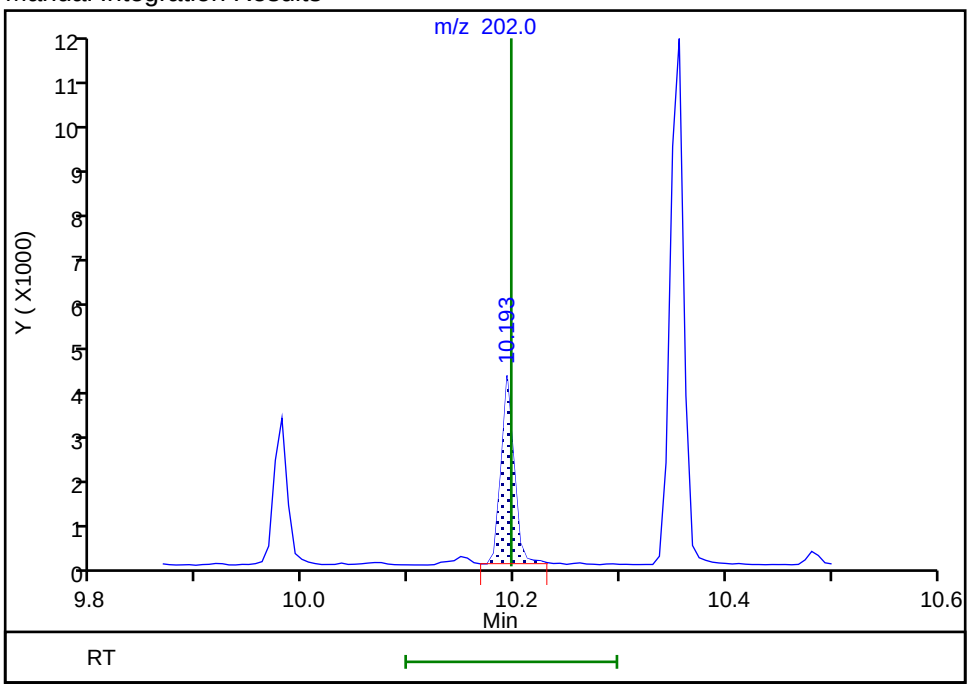

Reviewer: SJ89, 09-Jan-2023 13:50:45

Audit Action: Manually Integrated Audit Reason: Baseline

FORM I
GC/MS SEMI VOA ORGANICS ANALYSIS DATA SHEET

Lab Name: Eurofins Lancaster Laboratories Environment Testing, LLC
Job No.: 410-110319-1

SDG No.:

Client Sample ID: MW-7S-20221220
Lab Sample ID: 410-110319-5

Matrix: Groundwater
Lab File ID: ML0510.D

Analysis Method: 8270E SIM
Date Collected: 12/20/2022 09:00

Extract. Method: 3510C
Date Extracted: 12/27/2022 16:45

Sample wt/vol: 247.8(mL)
Date Analyzed: 12/28/2022 07:56

Con. Extract Vol.: 1(mL)
Dilution Factor: 1

Injection Volume: 1(uL)
GC Column: DB-5MS 30m 0.25 ID: 0.25(mm)

% Moisture: % Solids:
GPC Cleanup:(Y/N) N

Cleanup Factor:
Level: (low/med) Low

Analysis Batch No.: 330631
Units: ug/L

CAS NO.	COMPOUND NAME	RESULT	Q	RL	MDL
83-32-9	Acenaphthene	0.097		0.050	0.010
208-96-8	Acenaphthylene	0.012	J	0.050	0.010
120-12-7	Anthracene	0.018	J	0.050	0.010
56-55-3	Benzo[a]anthracene	ND		0.050	0.010
50-32-8	Benzo[a]pyrene	ND		0.050	0.010
205-99-2	Benzo[b]fluoranthene	ND		0.050	0.010
191-24-2	Benzo[g,h,i]perylene	ND		0.050	0.010
207-08-9	Benzo[k]fluoranthene	ND		0.050	0.010
218-01-9	Chrysene	ND		0.050	0.010
53-70-3	Dibenz(a,h)anthracene	ND		0.050	0.020
206-44-0	Fluoranthene	ND		0.050	0.010
86-73-7	Fluorene	0.022	J	0.050	0.010
193-39-5	Indeno[1,2,3-cd]pyrene	ND		0.050	0.020
91-20-3	Naphthalene	ND		0.071	0.030
85-01-8	Phenanthrene	ND		0.071	0.030
129-00-0	Pyrene	ND		0.050	0.010

CAS NO.	SURROGATE	%REC	Q	LIMITS
63466-71-7	Benzo(a)pyrene-d12 (Surr)	76		10-110
38072-94-5	1-Methylnaphthalene-d10 (Surr)	85		36-111
93951-69-0	Fluoranthene-d10 (Surr)	87		47-128

Eurofins Lancaster Laboratories Environment Testing, LLC
Target Compound Quantitation Report

Data File:	\\chromfs\Lancaster\ChromData\HP21585\20221228-74077.b\ML0510.D				
Lims ID:	410-110319-D-5-A				
Client ID:	MW-7S-20221220				
Sample Type:	Client				
Inject. Date:	28-Dec-2022 07:56:35	ALS Bottle#:	0	Worklist Smp#:	11
Injection Vol:	1.0 ul	Dil. Factor:	1.0000		
Sample Info:	410-110319-D-5-A				
Misc. Info.:	410-0074077-011				
Operator ID:	jmg00346	Instrument ID:	HP21585		
Method:	\\chromfs\Lancaster\ChromData\HP21585\20221228-74077.b\8270_SIM_HP21585.m				
Limit Group:	MSSV - 8270D_E SIM				
Last Update:	28-Dec-2022 13:46:34	Calib Date:	28-Jul-2022 21:32:00		
Integrator:	Falcon	ID Type:	Deconvolution ID		
Quant Method:	Internal Standard	Quant By:	Initial Calibration		
Last ICal File:	\\chromfs\Lancaster\ChromData\HP21585\20220728-62933.b\MG1356.D				
Column 1 :	DB-5MS 20m 0.25mm (0.25 mm)		Det: MS SCAN		
Process Host:	CTX1637				

First Level Reviewer: UJM0 Date: 28-Dec-2022 08:19:09

Compound	Sig	RT (min.)	Adj RT (min.)	Dlt RT (min.)	Q	Response	OnCol Amt ug/ml	Flags
* 4 1,4-Dichlorobenzene-d4	152	4.368	4.368	0.000	99	84543	0.2500	
* 5 Naphthalene-d8	136	5.593	5.593	0.000	92	253848	0.2500	
$ 9 1-Methylnaphthalene-d10	152	6.323	6.323	0.001	98	123688	0.2132	
12 Acenaphthylene	152	7.120	7.120	0.000	98	3601	0.003058	M
* 13 Acenaphthene-d10	164	7.258	7.258	0.000	86	145791	0.2500	
14 Acenaphthene	154	7.288	7.288	0.000	86	17618	0.0241	
17 Fluorene	166	7.774	7.774	0.000	98	4620	0.005375	M
* 20 Phenanthrene-d10	188	8.664	8.663	0.001	95	276520	0.2500	
22 Anthracene	178	8.734	8.734	0.000	100	5448	0.004405	M
$ 24 Fluoranthene-d10 (Surr)	212	9.799	9.799	0.000	97	253741	0.2178	
25 Fluoranthene	202	9.818	9.818	0.001	97	2769	0.001927	7M
26 Pyrene	202	10.031	10.024	0.000	96	3312	0.001972	7M
28 Benzo[a]anthracene	228	11.261	11.253	0.001	99	2203	0.001637	7M
* 29 Chrysene-d12	240	11.268	11.276	-0.008	55	256595	0.2500	
30 Chrysene	228	11.299	11.291	0.000	97	1617	0.001075	7M
$ 36 Benzo(a)pyrene-d12 (Surr)	264	13.017	13.024	-0.007	99	212888	0.1892	
* 38 Perylene-d12	264	13.132	13.132	0.000	99	304422	0.2500	
40 Indeno[1,2,3-cd]pyrene	276	14.661	14.654	0.007	98	1563	0.001219	7M

QC Flag Legend

Processing Flags
7 - Failed Limit of Detection
Review Flags
M - Manually Integrated

Reagents:

MSS_RVSIM_IS_00033 Amount Added: 10.00 Units: uL Run Reagent

Report Date: 28-Dec-2022 18:53:49 Chrom Revision: 2.3 20-Dec-2022 14:14:06

Eurofins Lancaster Laboratories Environment Testing, LLC

Data File:	\\chromfs\Lancaster\ChromData\HP21585\20221228-74077.b\ML0510.D				
Injection Date:	28-Dec-2022 07:56:35	Instrument ID:	HP21585	Operator ID:	jmg00346
Lims ID:	410-110319-D-5-A	Lab Sample ID:	410-110319-5	Worklist Smp#:	11
Client ID:	MW-7S-20221220				
Injection Vol:	1.0 ul	Dil. Factor:	1.0000	ALS Bottle#:	0
Method:	8270_SIM_HP21585	Limit Group:	MSSV - 8270D_E SIM		

Column: DB-5MS 20m 0.25mm (0.25 mm)

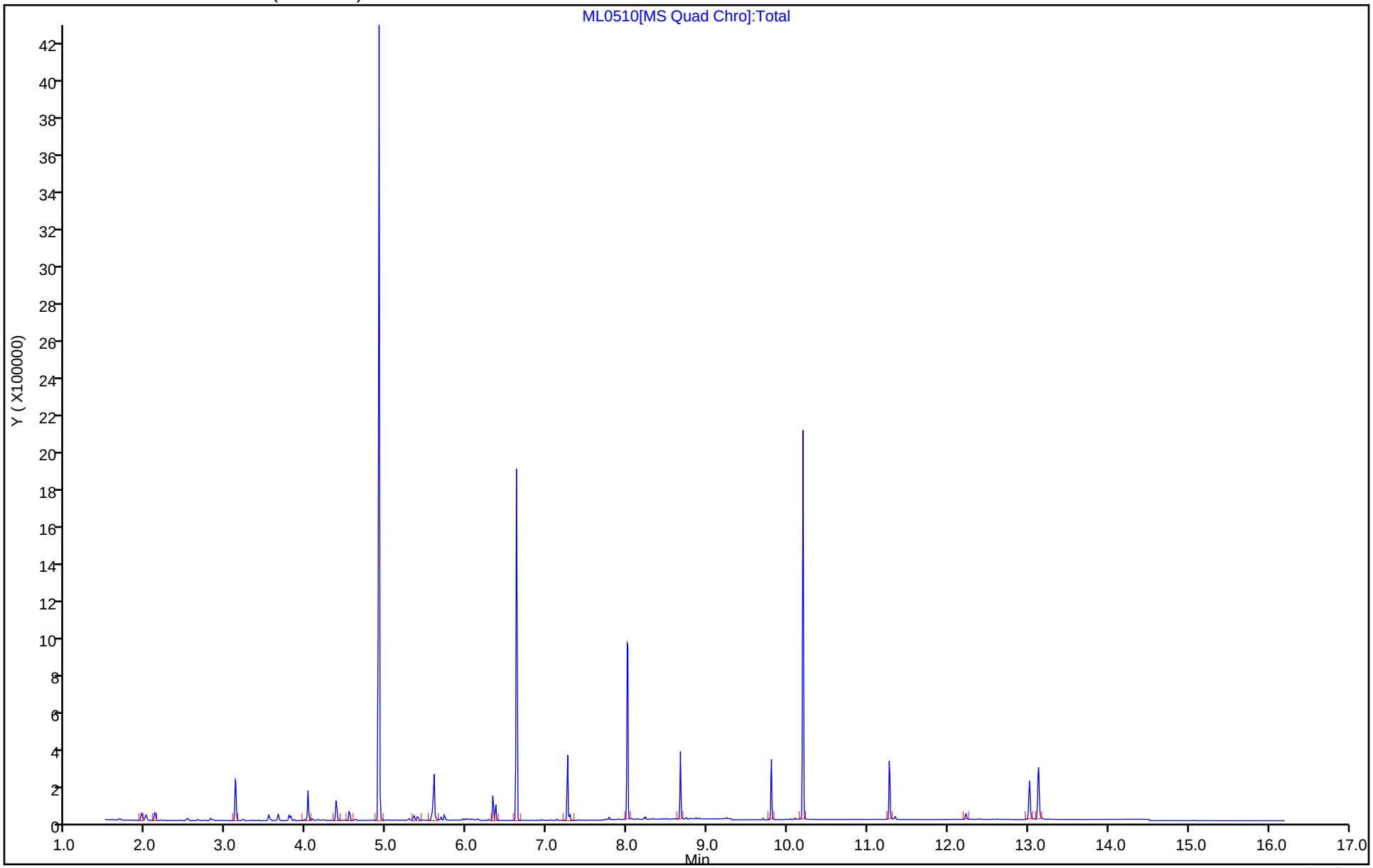

Eurofins Lancaster Laboratories Environment Testing, LLC

Recovery Report

Data File:	\\chromfs\Lancaster\ChromData\HP21585\20221228-74077.b\ML0510.D				
Lims ID:	410-110319-D-5-A				
Client ID:	MW-7S-20221220				
Sample Type:	Client				
Inject. Date:	28-Dec-2022 07:56:35	ALS Bottle#:	0	Worklist Smp#:	11
Injection Vol:	1.0 ul	Dil. Factor:	1.0000		
Sample Info:	410-110319-D-5-A				
Misc. Info.:	410-0074077-011				
Operator ID:	jmg00346	Instrument ID:	HP21585		

Method:	\\chromfs\Lancaster\ChromData\HP21585\20221228-74077.b\8270_SIM_HP21585.m		
Limit Group:	MSSV - 8270D_E SIM		
Last Update:	28-Dec-2022 13:46:34	Calib Date:	28-Jul-2022 21:32:00
Integrator:	Falcon	ID Type:	Deconvolution ID
Quant Method:	Internal Standard	Quant By:	Initial Calibration
Last ICal File:	\\chromfs\Lancaster\ChromData\HP21585\20220728-62933.b\MG1356.D		

Column 1 :	DB-5MS 20m 0.25mm (0.25 mm)	Det: MS SCAN
Process Host:	CTX1637	

First Level Reviewer: UJM0 Date: 28-Dec-2022 08:19:09

Compound	Amount Added	Amount Recovered	% Rec.
$ 9 1-Methylnaphthalene-d10	0.2500	0.2132	85.29
$ 24 Fluoranthene-d10 (Surr)	0.2500	0.2178	87.12
$ 36 Benzo(a)pyrene-d12 (Surr)	0.2500	0.1892	75.67

Report Date: 28-Dec-2022 18:53:49 Chrom Revision: 2.3 20-Dec-2022 14:14:06

Eurofins Lancaster Laboratories Environment Testing, LLC

Data File:	\\chromfs\Lancaster\ChromData\HP21585\20221228-74077.b\ML0510.D				
Injection Date:	28-Dec-2022 07:56:35	Instrument ID:	HP21585		
Lims ID:	410-110319-D-5-A	Lab Sample ID:	410-110319-5		
Client ID:	MW-7S-20221220				
Operator ID:	jmg00346	ALS Bottle#:	0	Worklist Smp#:	11
Injection Vol:	1.0 ul	Dil. Factor:	1.0000		
Method:	8270_SIM_HP21585	Limit Group:	MSSV - 8270D_E SIM		
Column:	DB-5MS 20m 0.25mm (0.25 mm)	Detector	MS SCAN		

14 Acenaphthene, CAS: 83-32-9

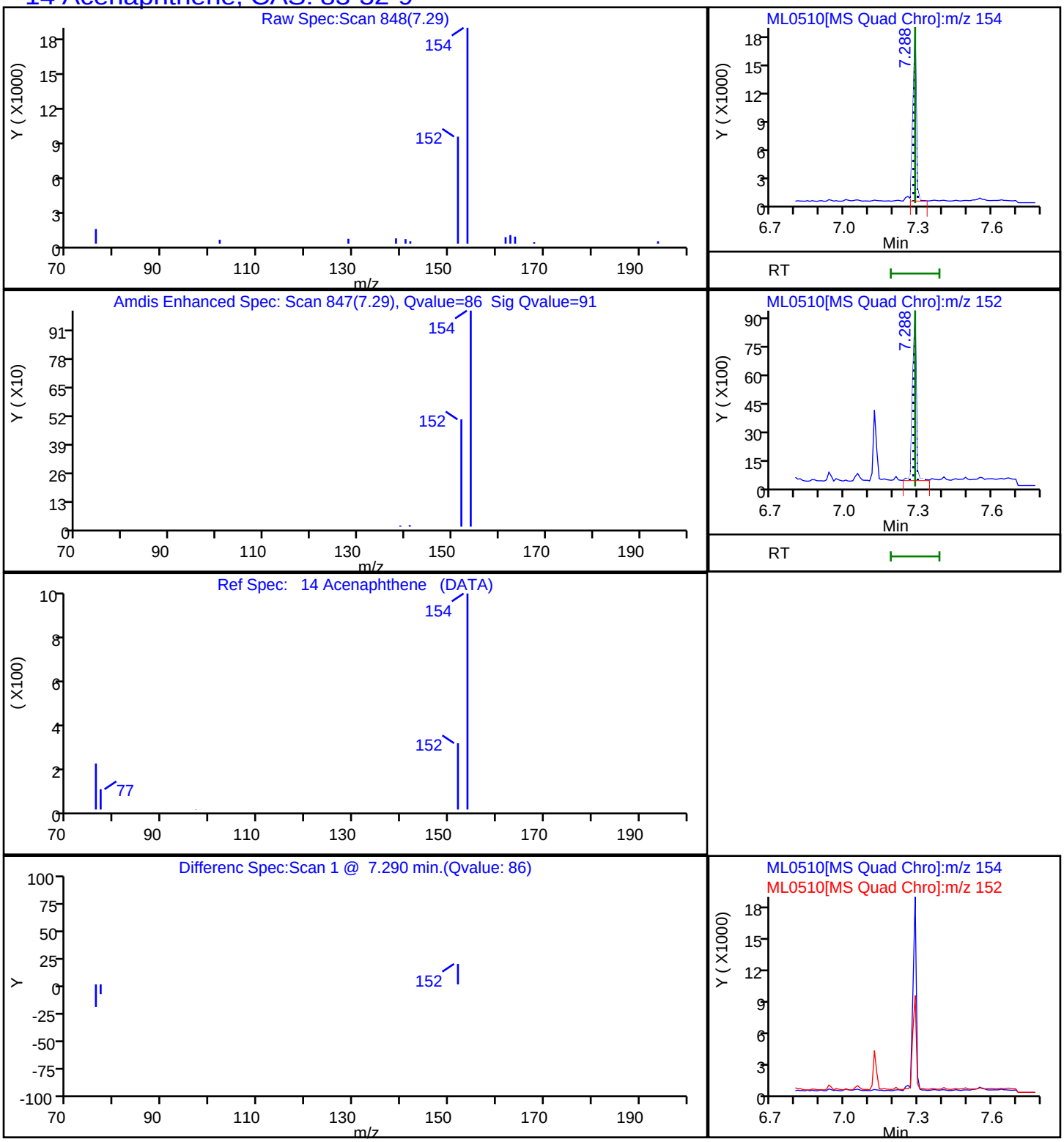

Report Date: 28-Dec-2022 18:53:49 Chrom Revision: 2.3 20-Dec-2022 14:14:06

Eurofins Lancaster Laboratories Environment Testing, LLC

Data File:	\\chromfs\Lancaster\ChromData\HP21585\20221228-74077.b\ML0510.D				
Injection Date:	28-Dec-2022 07:56:35	Instrument ID:	HP21585		
Lims ID:	410-110319-D-5-A	Lab Sample ID:	410-110319-5		
Client ID:	MW-7S-20221220				
Operator ID:	jmg00346	ALS Bottle#:	0	Worklist Smp#:	11
Injection Vol:	1.0 ul	Dil. Factor:	1.0000		
Method:	8270_SIM_HP21585	Limit Group:	MSSV - 8270D_E SIM		
Column:	DB-5MS 20m 0.25mm (0.25 mm)	Detector	MS SCAN		

12 Acenaphthylene, CAS: 208-96-8

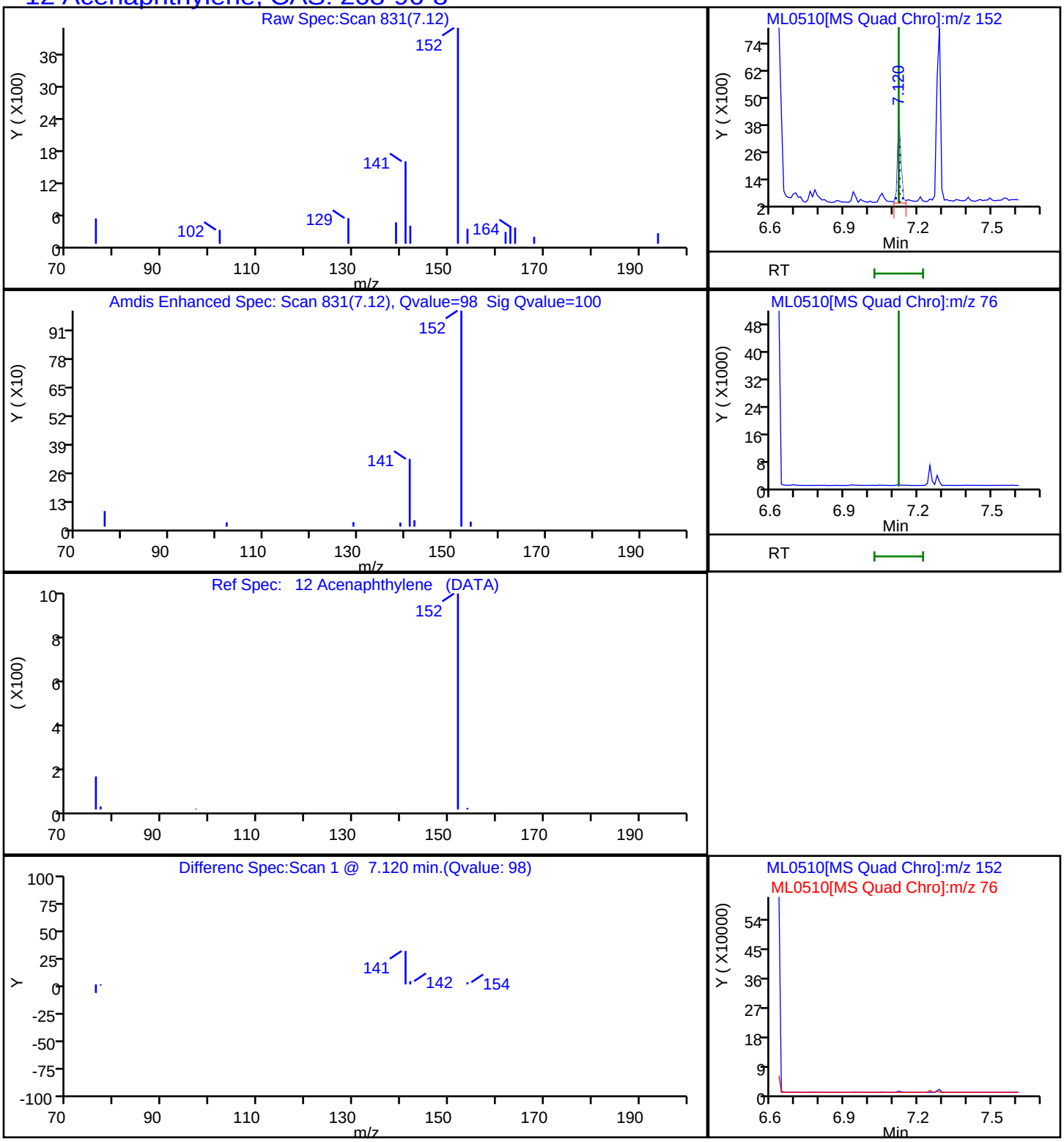

Report Date: 28-Dec-2022 18:53:49 Chrom Revision: 2.3 20-Dec-2022 14:14:06

Eurofins Lancaster Laboratories Environment Testing, LLC

Data File:	\\chromfs\Lancaster\ChromData\HP21585\20221228-74077.b\ML0510.D				
Injection Date:	28-Dec-2022 07:56:35	Instrument ID:	HP21585		
Lims ID:	410-110319-D-5-A	Lab Sample ID:	410-110319-5		
Client ID:	MW-7S-20221220				
Operator ID:	jmg00346	ALS Bottle#:	0	Worklist Smp#:	11
Injection Vol:	1.0 ul	Dil. Factor:	1.0000		
Method:	8270_SIM_HP21585	Limit Group:	MSSV - 8270D_E SIM		
Column:	DB-5MS 20m 0.25mm (0.25 mm)	Detector	MS SCAN		

22 Anthracene, CAS: 120-12-7

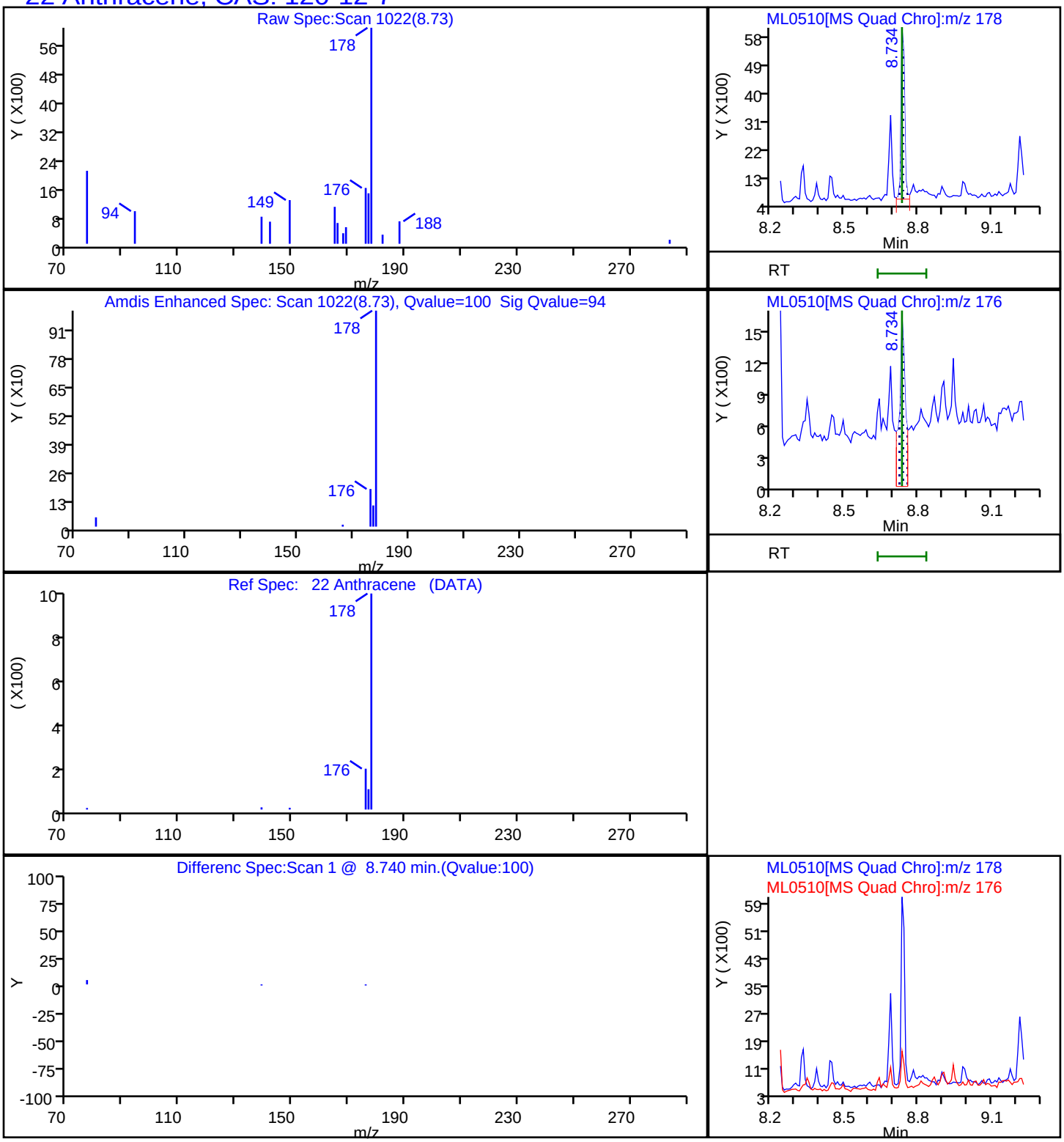

Report Date: 28-Dec-2022 18:53:49 Chrom Revision: 2.3 20-Dec-2022 14:14:06

Eurofins Lancaster Laboratories Environment Testing, LLC

Data File:	\\chromfs\Lancaster\ChromData\HP21585\20221228-74077.b\ML0510.D				
Injection Date:	28-Dec-2022 07:56:35	Instrument ID:	HP21585		
Lims ID:	410-110319-D-5-A	Lab Sample ID:	410-110319-5		
Client ID:	MW-7S-20221220				
Operator ID:	jmg00346	ALS Bottle#:	0	Worklist Smp#:	11
Injection Vol:	1.0 ul	Dil. Factor:	1.0000		
Method:	8270_SIM_HP21585	Limit Group:	MSSV - 8270D_E SIM		
Column:	DB-5MS 20m 0.25mm (0.25 mm)	Detector	MS SCAN		

17 Fluorene, CAS: 86-73-7

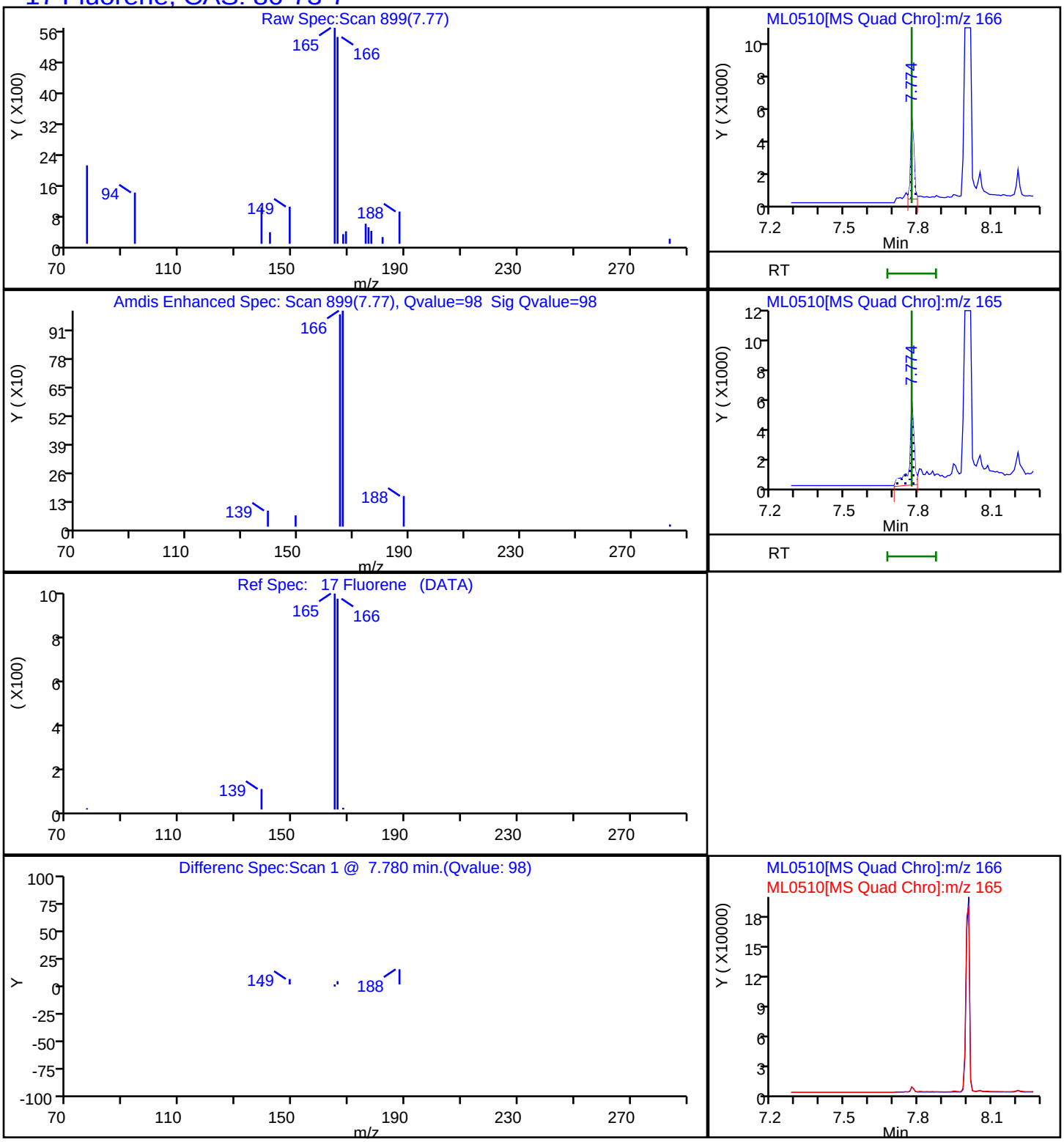

Manual Integration/User Assign Peak Report

Eurofins Lancaster Laboratories Environment Testing, LLC

Data File:	\\chromfs\Lancaster\ChromData\HP21585\20221228-74077.b\ML0510.D				
Injection Date:	28-Dec-2022 07:56:35	Instrument ID:	HP21585		
Lims ID:	410-110319-D-5-A	Lab Sample ID:	410-110319-5		
Client ID:	MW-7S-20221220				
Operator ID:	jmg00346	ALS Bottle#:	0	Worklist Smp#:	11
Injection Vol:	1.0 ul	Dil. Factor:	1.0000		
Method:	8270_SIM_HP21585	Limit Group:	MSSV - 8270D_E SIM		
Column:	DB-5MS 20m 0.25mm (0.25 mm)	Detector	MS SCAN		

12 Acenaphthylene, CAS: 208-96-8

Signal: 1

Processing Integration Results

RT: 7.21
Area: 182
Amount: 0.000155
Amount Units: ug/ml

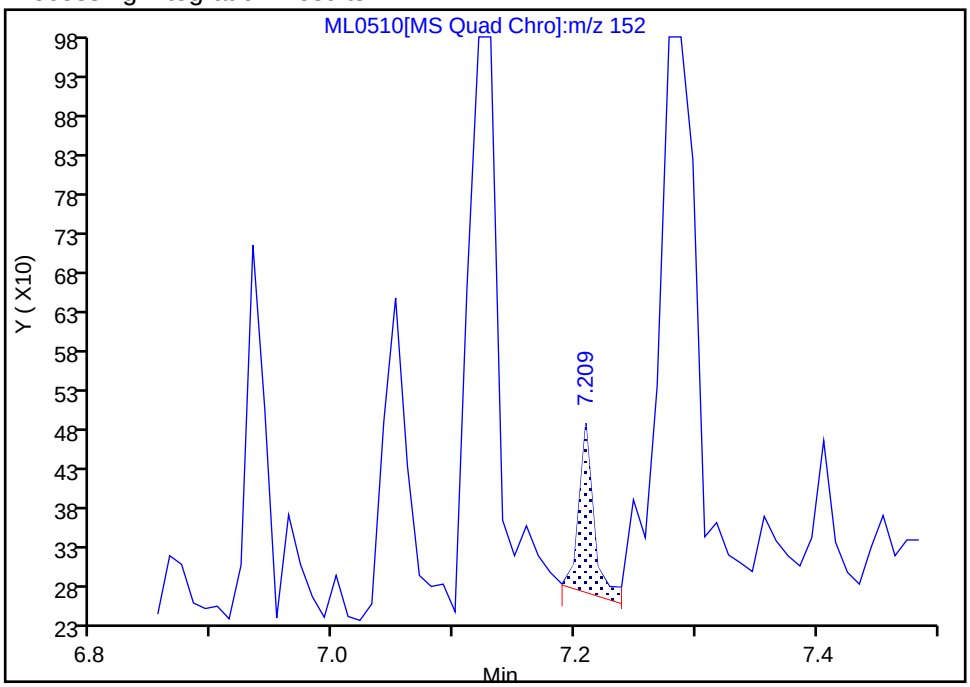

Manual Integration Results

RT: 7.12
Area: 3601
Amount: 0.003058
Amount Units: ug/ml

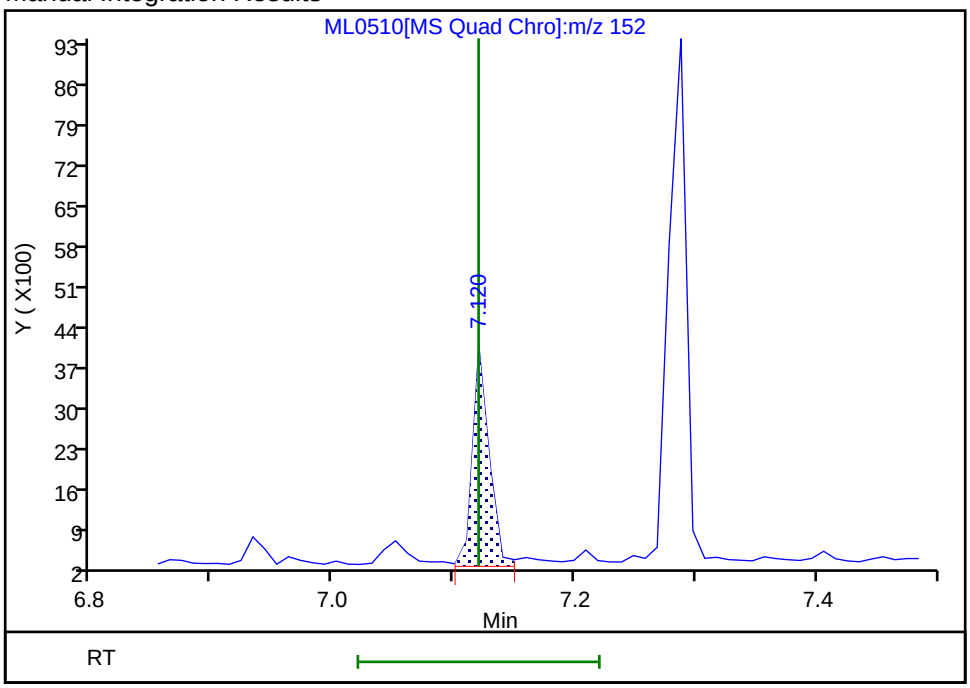

Reviewer: UJM0, 28-Dec-2022 08:17:49

Audit Action: Manually Integrated Audit Reason: Baseline

Manual Integration/User Assign Peak Report

Eurofins Lancaster Laboratories Environment Testing, LLC

Data File:	\\chromfs\Lancaster\ChromData\HP21585\20221228-74077.b\ML0510.D				
Injection Date:	28-Dec-2022 07:56:35	Instrument ID:	HP21585		
Lims ID:	410-110319-D-5-A	Lab Sample ID:	410-110319-5		
Client ID:	MW-7S-20221220				
Operator ID:	jmg00346	ALS Bottle#:	0	Worklist Smp#:	11
Injection Vol:	1.0 ul	Dil. Factor:	1.0000		
Method:	8270_SIM_HP21585	Limit Group:	MSSV - 8270D_E SIM		
Column:	DB-5MS 20m 0.25mm (0.25 mm)	Detector	MS SCAN		

22 Anthracene, CAS: 120-12-7

Signal: 1

Processing Integration Results

RT: 8.73
Area: 6372
Amount: 0.005152
Amount Units: ug/ml

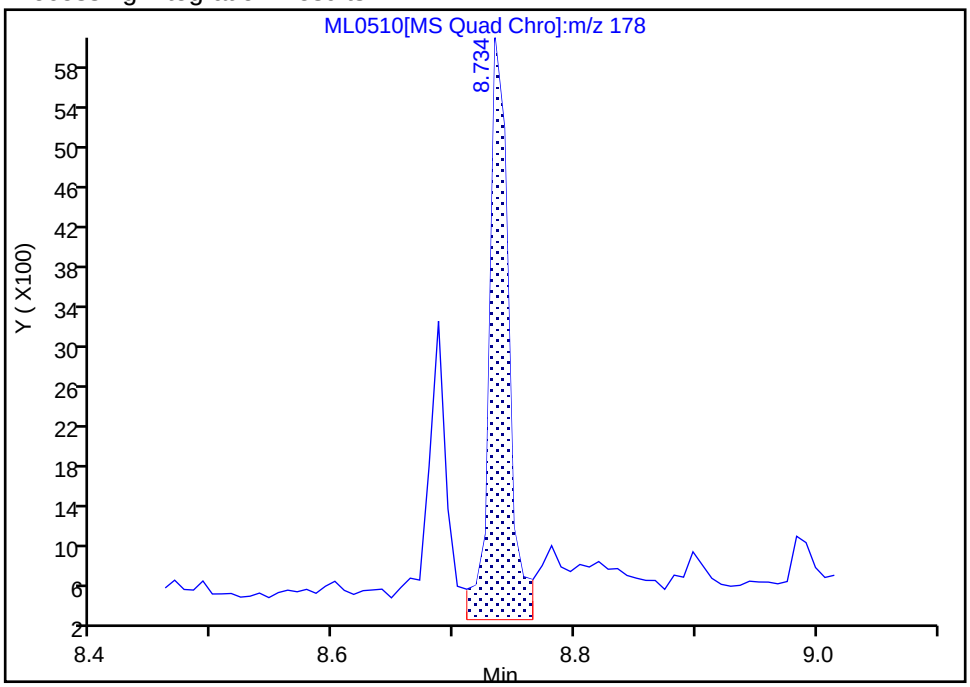

Manual Integration Results

RT: 8.73
Area: 5448
Amount: 0.004405
Amount Units: ug/ml

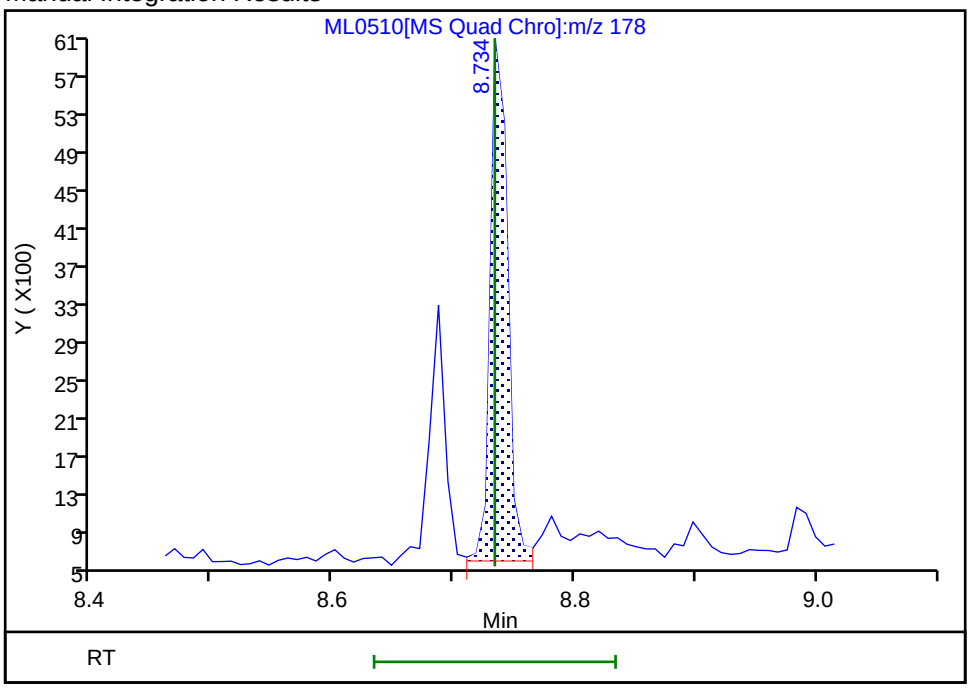

Reviewer: UJM0, 28-Dec-2022 08:18:13

Audit Action: Manually Integrated Audit Reason: Baseline

Manual Integration/User Assign Peak Report

Eurofins Lancaster Laboratories Environment Testing, LLC

Data File:	\\chromfs\Lancaster\ChromData\HP21585\20221228-74077.b\ML0510.D				
Injection Date:	28-Dec-2022 07:56:35	Instrument ID:	HP21585		
Lims ID:	410-110319-D-5-A	Lab Sample ID:	410-110319-5		
Client ID:	MW-7S-20221220				
Operator ID:	jmg00346	ALS Bottle#:	0	Worklist Smp#:	11
Injection Vol:	1.0 ul	Dil. Factor:	1.0000		
Method:	8270_SIM_HP21585	Limit Group:	MSSV - 8270D_E SIM		
Column:	DB-5MS 20m 0.25mm (0.25 mm)	Detector	MS SCAN		

28 Benzo[a]anthracene, CAS: 56-55-3

Signal: 1

Processing Integration Results

RT: 11.26
Area: 3477
Amount: 0.002584
Amount Units: ug/ml

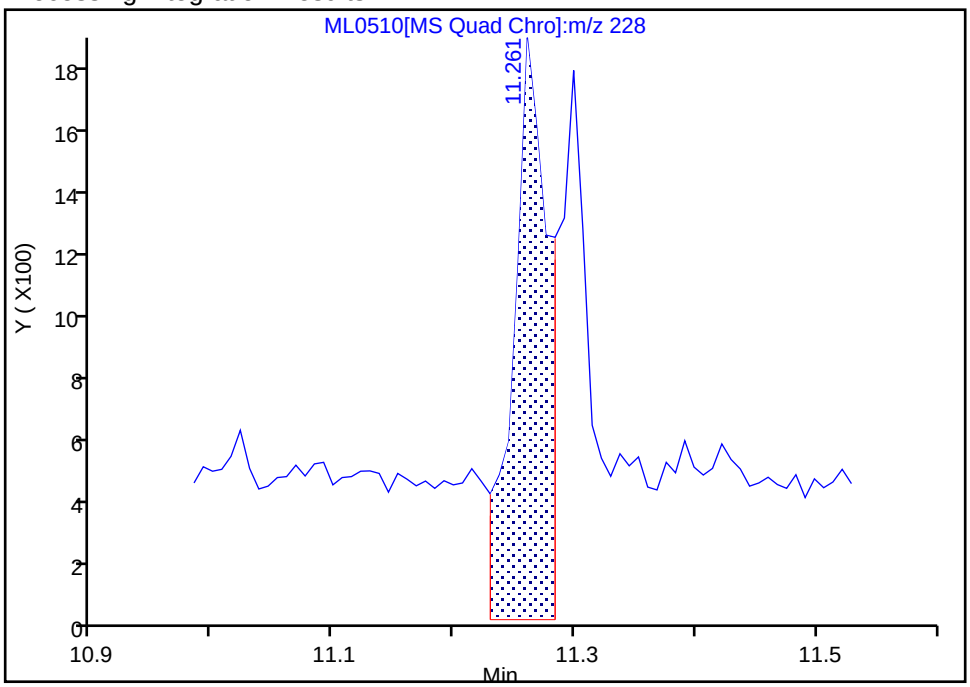

Manual Integration Results

RT: 11.26
Area: 2203
Amount: 0.001637
Amount Units: ug/ml

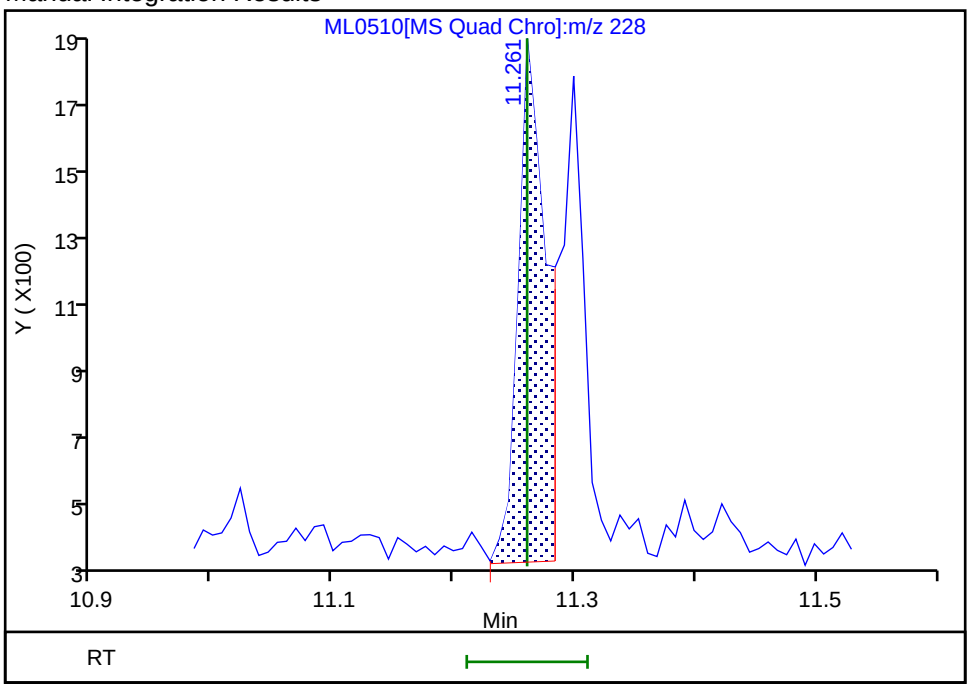

Reviewer: UJM0, 28-Dec-2022 08:18:36

Audit Action: Manually Integrated Audit Reason: Baseline

Manual Integration/User Assign Peak Report

Eurofins Lancaster Laboratories Environment Testing, LLC

Data File:	\\chromfs\Lancaster\ChromData\HP21585\20221228-74077.b\ML0510.D				
Injection Date:	28-Dec-2022 07:56:35	Instrument ID:	HP21585		
Lims ID:	410-110319-D-5-A	Lab Sample ID:	410-110319-5		
Client ID:	MW-7S-20221220				
Operator ID:	jmg00346	ALS Bottle#:	0	Worklist Smp#:	11
Injection Vol:	1.0 ul	Dil. Factor:	1.0000		
Method:	8270_SIM_HP21585	Limit Group:	MSSV - 8270D_E SIM		
Column:	DB-5MS 20m 0.25mm (0.25 mm)	Detector	MS SCAN		

30 Chrysene, CAS: 218-01-9

Signal: 1

Processing Integration Results

RT: 11.30
Area: 3942
Amount: 0.002621
Amount Units: ug/ml

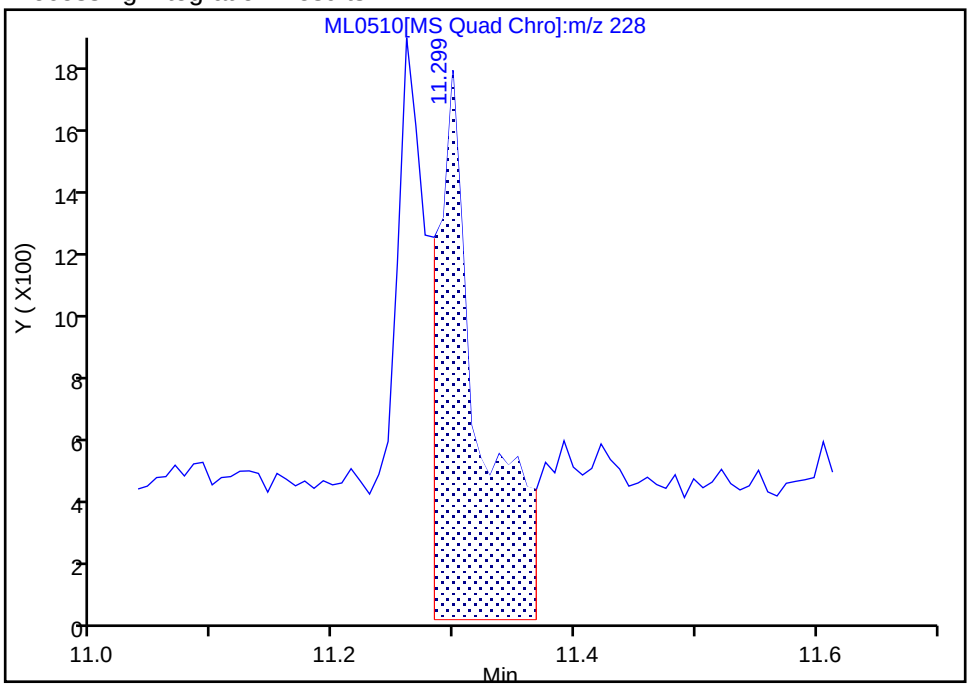

Manual Integration Results

RT: 11.30
Area: 1617
Amount: 0.001075
Amount Units: ug/ml

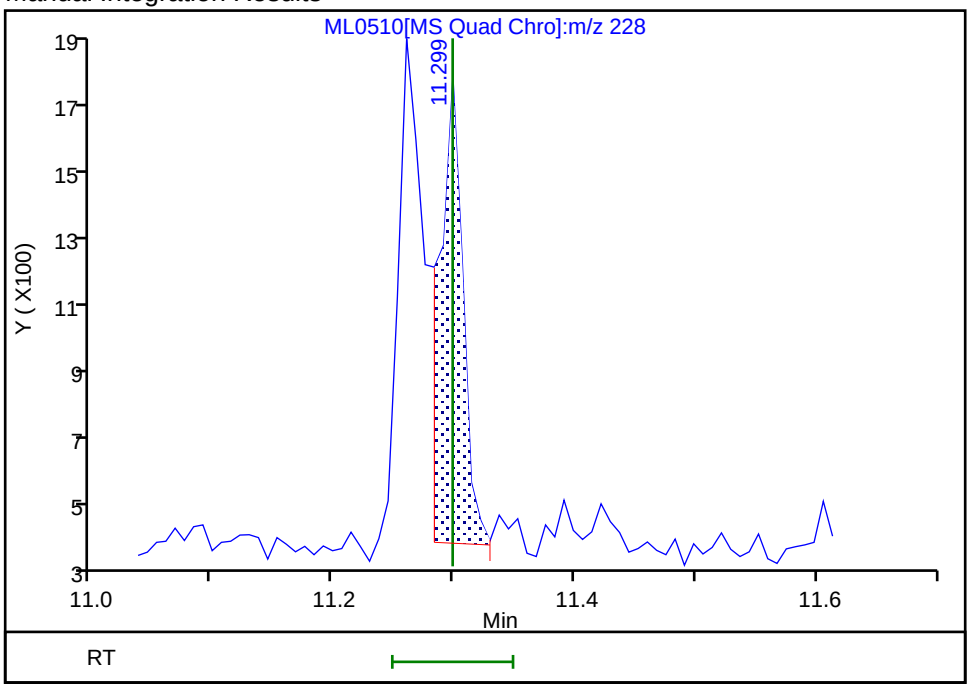

Reviewer: UJM0, 28-Dec-2022 08:18:50

Audit Action: Manually Integrated Audit Reason: Baseline

Manual Integration/User Assign Peak Report

Eurofins Lancaster Laboratories Environment Testing, LLC

Data File:	\\chromfs\Lancaster\ChromData\HP21585\20221228-74077.b\ML0510.D				
Injection Date:	28-Dec-2022 07:56:35	Instrument ID:	HP21585		
Lims ID:	410-110319-D-5-A	Lab Sample ID:	410-110319-5		
Client ID:	MW-7S-20221220				
Operator ID:	jmg00346	ALS Bottle#:	0	Worklist Smp#:	11
Injection Vol:	1.0 ul	Dil. Factor:	1.0000		
Method:	8270_SIM_HP21585	Limit Group:	MSSV - 8270D_E SIM		
Column:	DB-5MS 20m 0.25mm (0.25 mm)	Detector	MS SCAN		

25 Fluoranthene, CAS: 206-44-0

Signal: 1

Processing Integration Results

RT: 9.82
Area: 4976
Amount: 0.003464
Amount Units: ug/ml

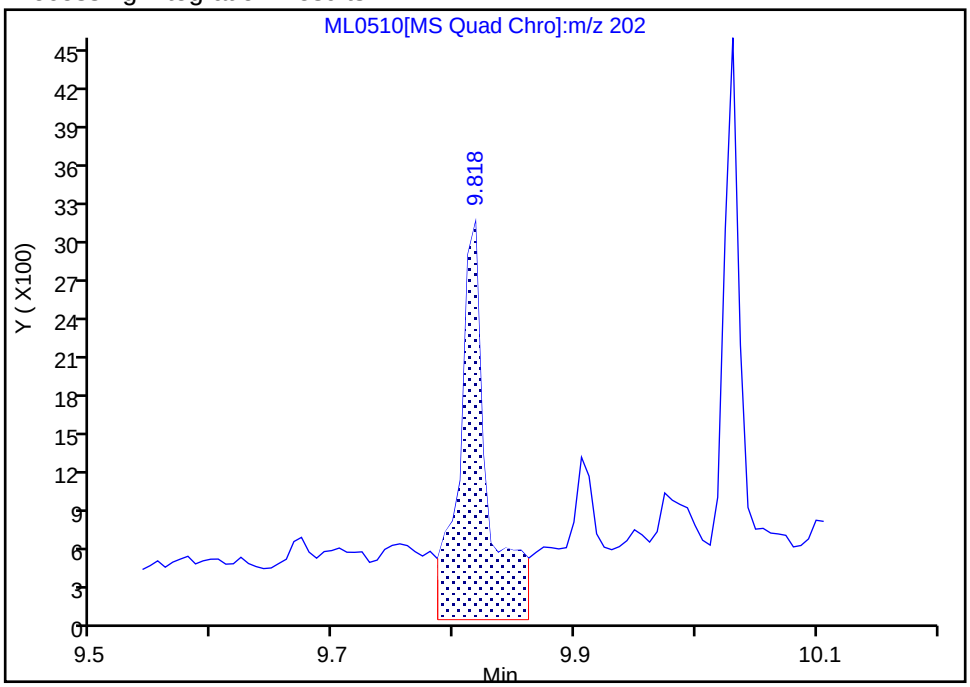

Manual Integration Results

RT: 9.82
Area: 2769
Amount: 0.001927
Amount Units: ug/ml

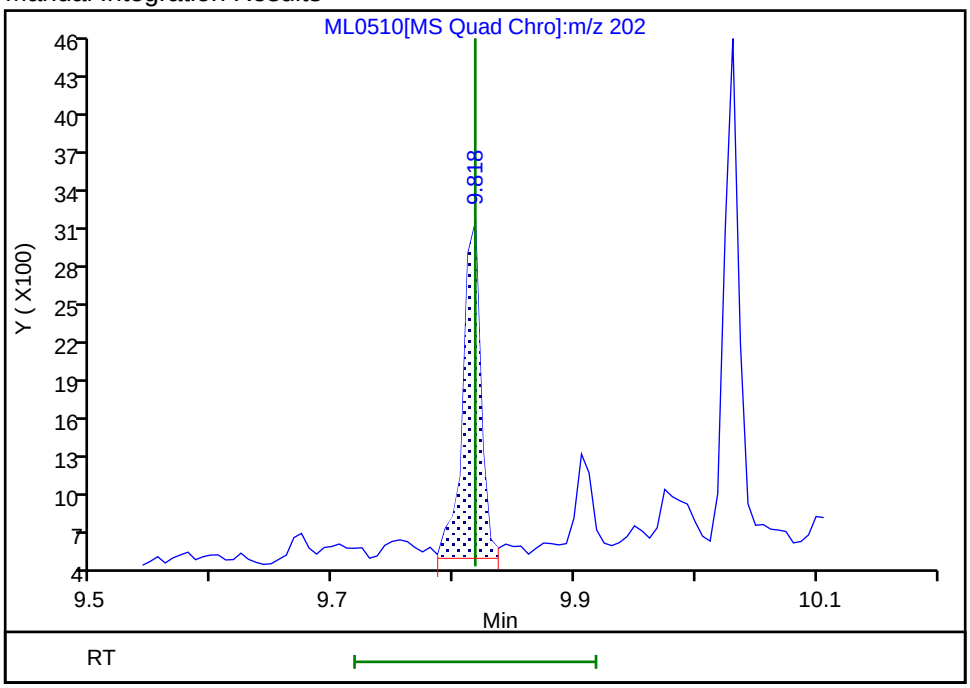

Reviewer: UJM0, 28-Dec-2022 08:18:20
Audit Action: Manually Integrated Audit Reason: Baseline

Manual Integration/User Assign Peak Report

Eurofins Lancaster Laboratories Environment Testing, LLC

Data File:	\\chromfs\Lancaster\ChromData\HP21585\20221228-74077.b\ML0510.D				
Injection Date:	28-Dec-2022 07:56:35	Instrument ID:	HP21585		
Lims ID:	410-110319-D-5-A	Lab Sample ID:	410-110319-5		
Client ID:	MW-7S-20221220				
Operator ID:	jmg00346	ALS Bottle#:	0	Worklist Smp#:	11
Injection Vol:	1.0 ul	Dil. Factor:	1.0000		
Method:	8270_SIM_HP21585	Limit Group:	MSSV - 8270D_E SIM		
Column:	DB-5MS 20m 0.25mm (0.25 mm)	Detector	MS SCAN		

17 Fluorene, CAS: 86-73-7

Signal: 1

Processing Integration Results

RT: 7.77
Area: 6436
Amount: 0.007488
Amount Units: ug/ml

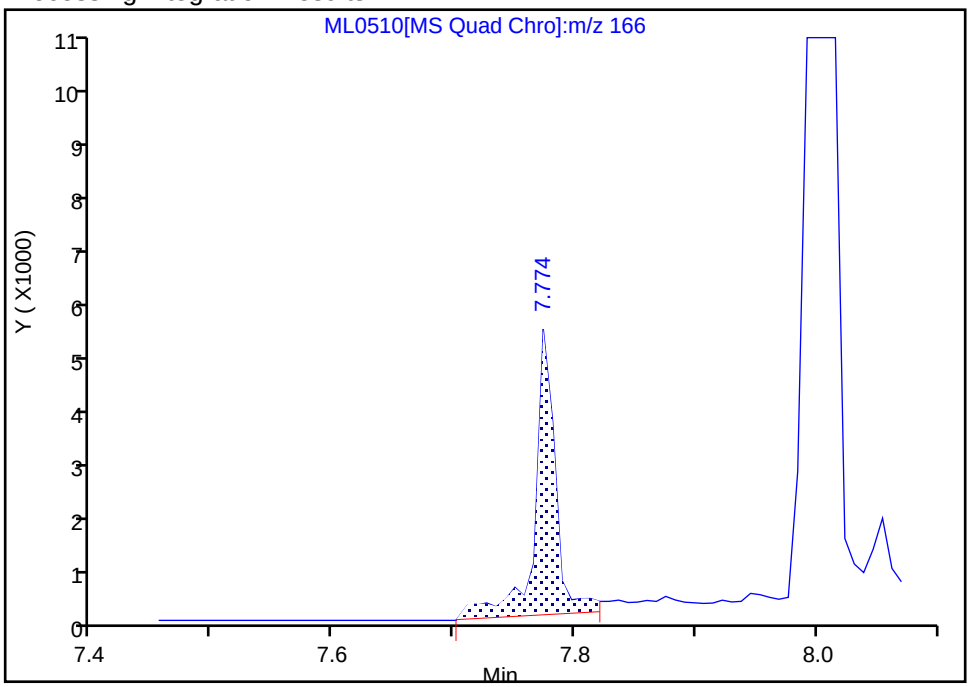

Manual Integration Results

RT: 7.77
Area: 4620
Amount: 0.005375
Amount Units: ug/ml

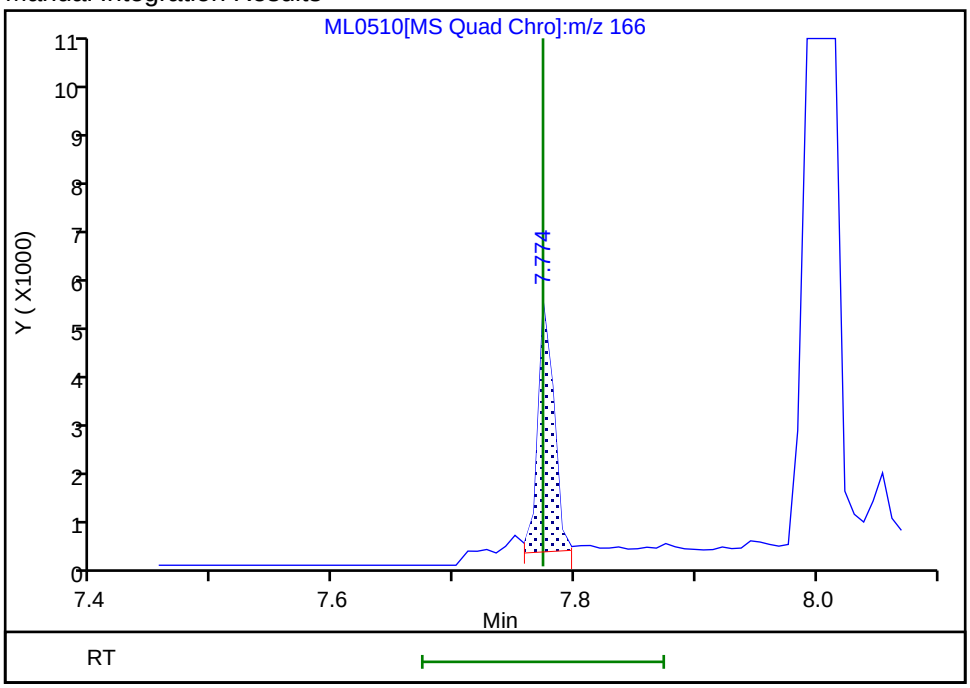

Reviewer: UJM0, 28-Dec-2022 08:18:04
Audit Action: Manually Integrated Audit Reason: Baseline

Manual Integration/User Assign Peak Report

Eurofins Lancaster Laboratories Environment Testing, LLC

Data File:	\\chromfs\Lancaster\ChromData\HP21585\20221228-74077.b\ML0510.D				
Injection Date:	28-Dec-2022 07:56:35	Instrument ID:	HP21585		
Lims ID:	410-110319-D-5-A	Lab Sample ID:	410-110319-5		
Client ID:	MW-7S-20221220				
Operator ID:	jmg00346	ALS Bottle#:	0	Worklist Smp#:	11
Injection Vol:	1.0 ul	Dil. Factor:	1.0000		
Method:	8270_SIM_HP21585	Limit Group:	MSSV - 8270D_E SIM		
Column:	DB-5MS 20m 0.25mm (0.25 mm)	Detector	MS SCAN		

40 Indeno[1,2,3-cd]pyrene, CAS: 193-39-5

Signal: 1

Processing Integration Results

RT: 14.66
Area: 5283
Amount: 0.004121
Amount Units: ug/ml

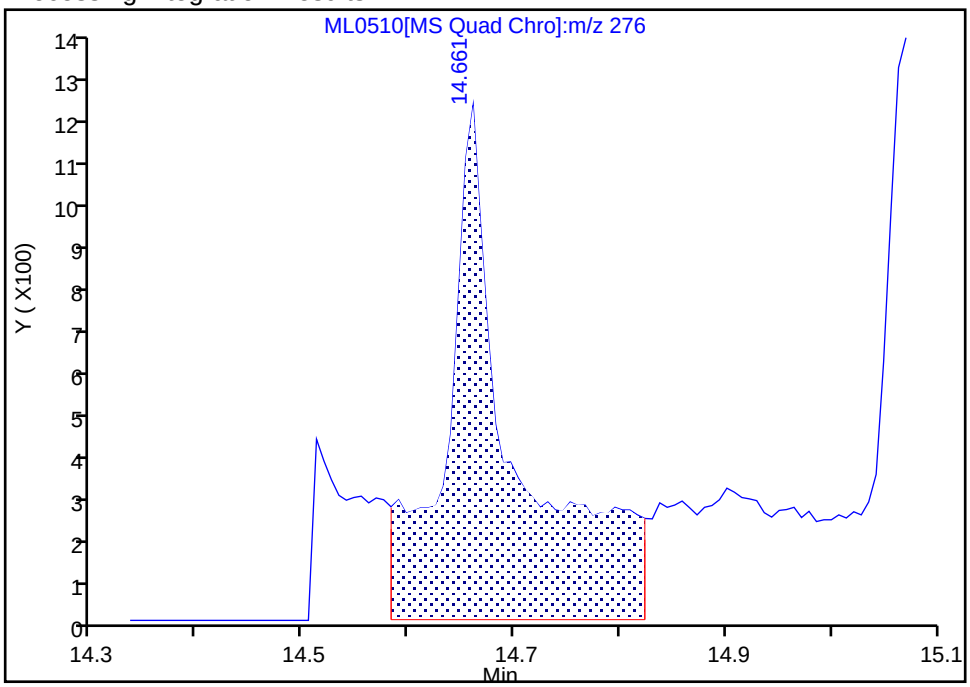

Manual Integration Results

RT: 14.66
Area: 1563
Amount: 0.001219
Amount Units: ug/ml

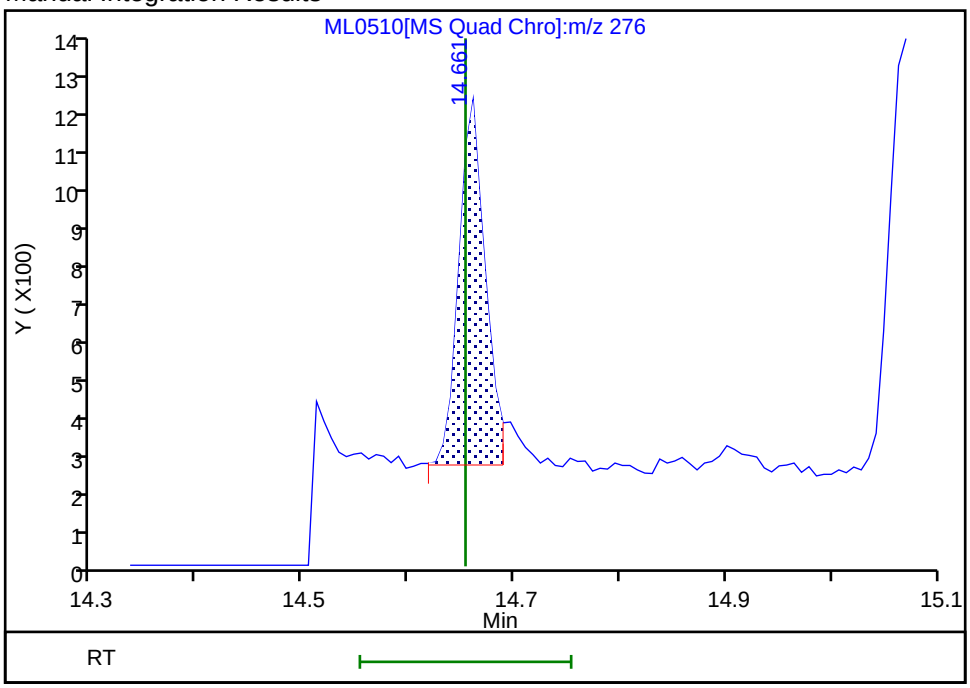

Reviewer: UJM0, 28-Dec-2022 08:19:04
Audit Action: Manually Integrated Audit Reason: Baseline

User Disabled Compound Report

Eurofins Lancaster Laboratories Environment Testing, LLC

Data File:	\\chromfs\Lancaster\ChromData\HP21585\20221228-74077.b\ML0510.D				
Injection Date:	28-Dec-2022 07:56:35	Instrument ID:	HP21585		
Lims ID:	410-110319-D-5-A	Lab Sample ID:	410-110319-5		
Client ID:	MW-7S-20221220				
Operator ID:	jmg00346	ALS Bottle#:	0	Worklist Smp#:	11
Injection Vol:	1.0 ul	Dil. Factor:	1.0000		
Method:	8270_SIM_HP21585	Limit Group:	MSSV - 8270D_E SIM		
Column:	DB-5MS 20m 0.25mm (0.25 mm)	Detector	MS SCAN		

6 Naphthalene, CAS: 91-20-3

Processing Results

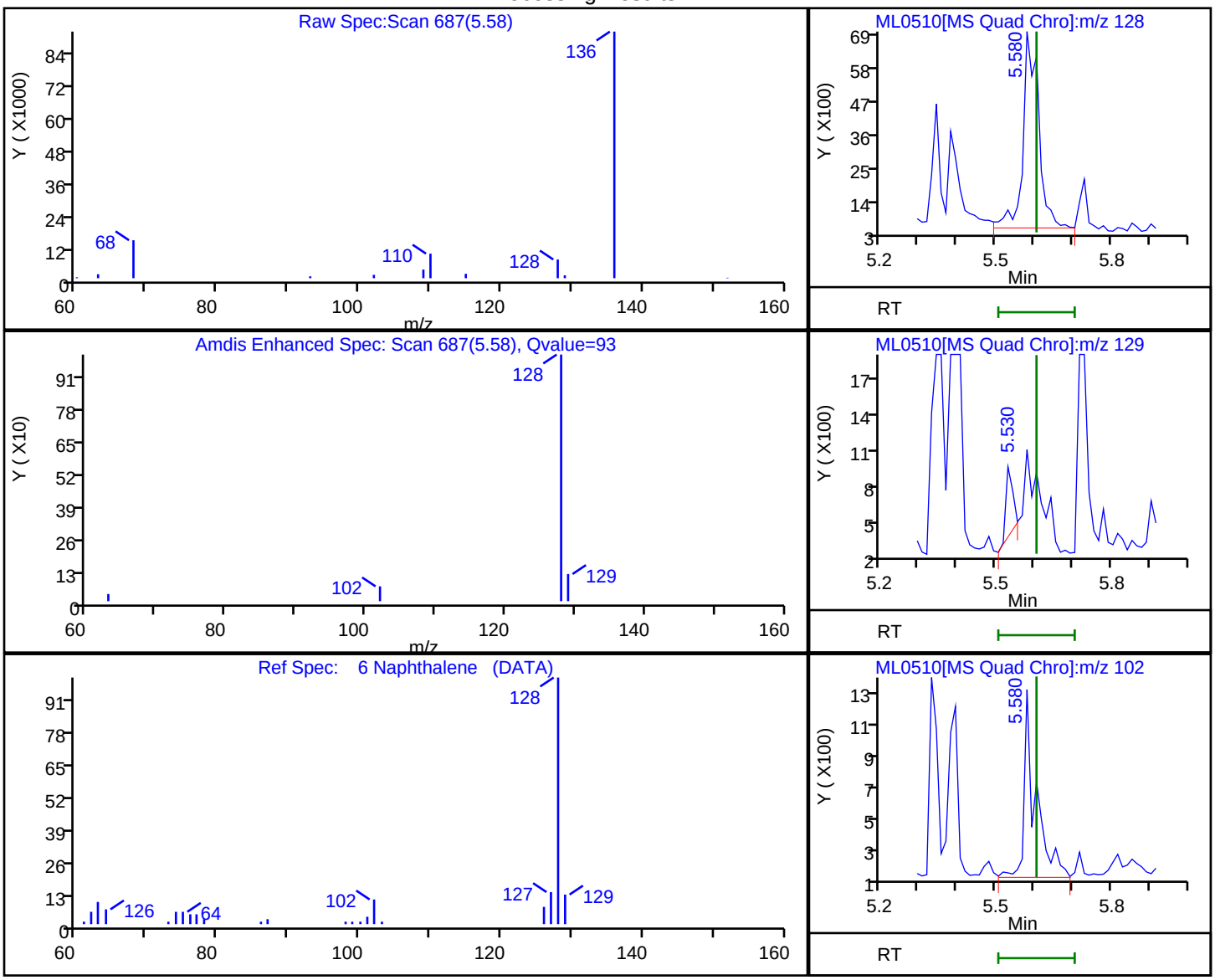

RT	Mass	Response	Amount
5.58	128.00	18291	0.014416
5.53	129.00	678	
5.58	102.00	2355	

Reviewer: UJM0, 28-Dec-2022 08:17:39

Audit Action: Marked Compound Undetected Audit Reason: Invalid Compound ID

Manual Integration/User Assign Peak Report

Eurofins Lancaster Laboratories Environment Testing, LLC

Data File:	\\chromfs\Lancaster\ChromData\HP21585\20221228-74077.b\ML0510.D				
Injection Date:	28-Dec-2022 07:56:35	Instrument ID:	HP21585		
Lims ID:	410-110319-D-5-A	Lab Sample ID:	410-110319-5		
Client ID:	MW-7S-20221220				
Operator ID:	jmg00346	ALS Bottle#:	0	Worklist Smp#:	11
Injection Vol:	1.0 ul	Dil. Factor:	1.0000		
Method:	8270_SIM_HP21585	Limit Group:	MSSV - 8270D_E SIM		
Column:	DB-5MS 20m 0.25mm (0.25 mm)	Detector	MS SCAN		

26 Pyrene, CAS: 129-00-0

Signal: 1

Processing Integration Results

RT: 10.03
Area: 5930
Amount: 0.003531
Amount Units: ug/ml

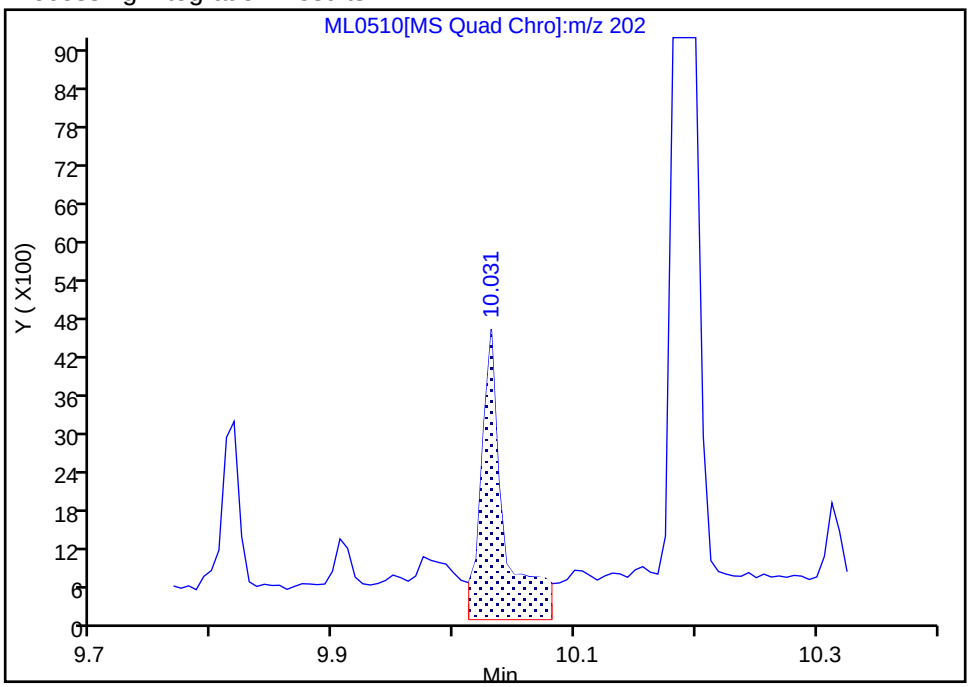

Manual Integration Results

RT: 10.03
Area: 3312
Amount: 0.001972
Amount Units: ug/ml

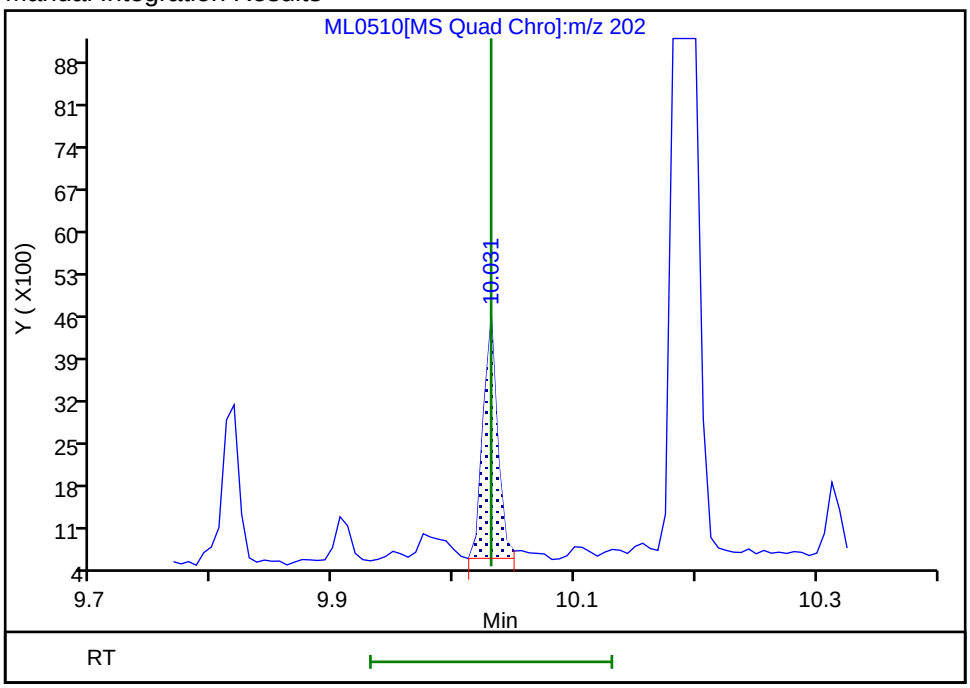

Reviewer: UJM0, 28-Dec-2022 08:18:26
Audit Action: Manually Integrated Audit Reason: Baseline

FORM I
GC/MS SEMI VOA ORGANICS ANALYSIS DATA SHEET

Lab Name: Eurofins Lancaster Laboratories Environment Testing, LLC
Job No.: 410-110319-1

SDG No.:

Client Sample ID: MW-14S-20221220
Lab Sample ID: 410-110319-6

Matrix: Groundwater
Lab File ID: ML0511.D

Analysis Method: 8270E SIM
Date Collected: 12/20/2022 09:47

Extract. Method: 3510C
Date Extracted: 12/27/2022 16:45

Sample wt/vol: 250.9(mL)
Date Analyzed: 12/28/2022 08:18

Con. Extract Vol.: 1(mL)
Dilution Factor: 1

Injection Volume: 1(uL)
GC Column: DB-5MS 30m 0.25 ID: 0.25(mm)

% Moisture: % Solids:
GPC Cleanup:(Y/N) N

Cleanup Factor:
Level: (low/med) Low

Analysis Batch No.: 330631
Units: ug/L

CAS NO.	COMPOUND NAME	RESULT	Q	RL	MDL
83-32-9	Acenaphthene	0.093		0.050	0.010
208-96-8	Acenaphthylene	ND		0.050	0.010
120-12-7	Anthracene	ND		0.050	0.010
56-55-3	Benzo[a]anthracene	ND		0.050	0.010
50-32-8	Benzo[a]pyrene	ND		0.050	0.010
205-99-2	Benzo[b]fluoranthene	ND		0.050	0.010
191-24-2	Benzo[g,h,i]perylene	ND		0.050	0.010
207-08-9	Benzo[k]fluoranthene	ND		0.050	0.010
218-01-9	Chrysene	ND		0.050	0.010
53-70-3	Dibenz(a,h)anthracene	ND		0.050	0.020
206-44-0	Fluoranthene	ND		0.050	0.010
86-73-7	Fluorene	ND		0.050	0.010
193-39-5	Indeno[1,2,3-cd]pyrene	ND		0.050	0.020
91-20-3	Naphthalene	0.053	J	0.070	0.030
85-01-8	Phenanthrene	ND		0.070	0.030
129-00-0	Pyrene	ND		0.050	0.010

CAS NO.	SURROGATE	%REC	Q	LIMITS
63466-71-7	Benzo(a)pyrene-d12 (Surr)	59		10-110
38072-94-5	1-Methylnaphthalene-d10 (Surr)	68		36-111
93951-69-0	Fluoranthene-d10 (Surr)	72		47-128

Eurofins Lancaster Laboratories Environment Testing, LLC
Target Compound Quantitation Report

Data File:	\\chromfs\Lancaster\ChromData\HP21585\20221228-74077.b\ML0511.D				
Lims ID:	410-110319-D-6-A				
Client ID:	MW-14S-20221220				
Sample Type:	Client				
Inject. Date:	28-Dec-2022 08:18:01	ALS Bottle#:	0	Worklist Smp#:	12
Injection Vol:	1.0 ul	Dil. Factor:	1.0000		
Sample Info:	410-110319-D-6-A				
Misc. Info.:	410-0074077-012				
Operator ID:	jmg00346	Instrument ID:	HP21585		

Method:	\\chromfs\Lancaster\ChromData\HP21585\20221228-74077.b\8270_SIM_HP21585.m		
Limit Group:	MSSV - 8270D_E SIM		
Last Update:	28-Dec-2022 13:46:34	Calib Date:	28-Jul-2022 21:32:00
Integrator:	Falcon	ID Type:	Deconvolution ID
Quant Method:	Internal Standard	Quant By:	Initial Calibration
Last ICal File:	\\chromfs\Lancaster\ChromData\HP21585\20220728-62933.b\MG1356.D		

Column 1 :	DB-5MS 20m 0.25mm (0.25 mm)	Det: MS SCAN
Process Host:	CTX1637	

First Level Reviewer: UJM0 Date: 28-Dec-2022 08:45:57

Compound	Sig	RT (min.)	Adj RT (min.)	Dlt RT (min.)	Q	Response	OnCol Amt ug/ml	Flags
* 4 1,4-Dichlorobenzene-d4	152	4.368	4.368	0.000	100	93133	0.2500	
* 5 Naphthalene-d8	136	5.593	5.593	0.000	91	286008	0.2500	
6 Naphthalene	128	5.605	5.605	0.000	92	19084	0.0133	M
$ 9 1-Methylnaphthalene-d10	152	6.322	6.323	0.000	98	111552	0.1707	
* 13 Acenaphthene-d10	164	7.258	7.258	0.000	86	159576	0.2500	
14 Acenaphthene	154	7.288	7.288	0.000	86	18763	0.0235	
17 Fluorene	166	7.781	7.774	0.007	91	1094	0.001163	7M
* 20 Phenanthrene-d10	188	8.663	8.663	0.000	95	301056	0.2500	
$ 24 Fluoranthene-d10 (Surr)	212	9.799	9.799	0.000	97	229205	0.1807	
26 Pyrene	202	10.031	10.024	0.000	97	1981	0.001129	7M
* 29 Chrysene-d12	240	11.268	11.276	-0.008	55	267969	0.2500	
$ 36 Benzo(a)pyrene-d12 (Surr)	264	13.017	13.024	-0.007	99	172155	0.1480	
* 38 Perylene-d12	264	13.132	13.132	0.000	99	314617	0.2500	

QC Flag Legend

Processing Flags
7 - Failed Limit of Detection
Review Flags
M - Manually Integrated

Reagents:

MSS_RVSIM_IS_00033 Amount Added: 10.00 Units: uL Run Reagent

Report Date: 28-Dec-2022 18:53:51 Chrom Revision: 2.3 20-Dec-2022 14:14:06

Eurofins Lancaster Laboratories Environment Testing, LLC

Data File:	\\chromfs\Lancaster\ChromData\HP21585\20221228-74077.b\ML0511.D				
Injection Date:	28-Dec-2022 08:18:01	Instrument ID:	HP21585	Operator ID:	jmg00346
Lims ID:	410-110319-D-6-A	Lab Sample ID:	410-110319-6	Worklist Smp#:	12
Client ID:	MW-14S-20221220				
Injection Vol:	1.0 ul	Dil. Factor:	1.0000	ALS Bottle#:	0
Method:	8270_SIM_HP21585	Limit Group:	MSSV - 8270D_E SIM		

Column: DB-5MS 20m 0.25mm (0.25 mm)

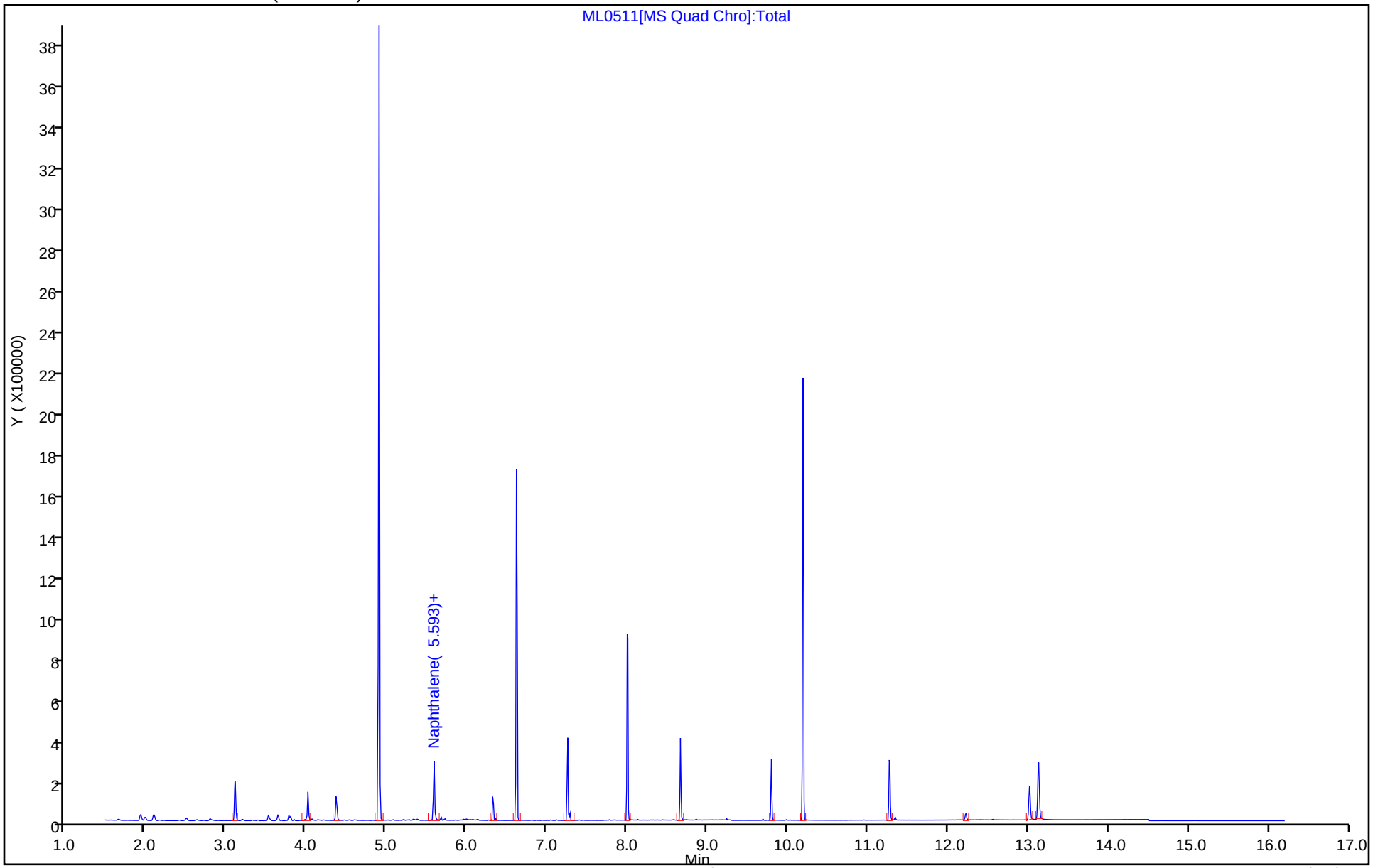

Eurofins Lancaster Laboratories Environment Testing, LLC

Recovery Report

Data File:	\\chromfs\Lancaster\ChromData\HP21585\20221228-74077.b\ML0511.D				
Lims ID:	410-110319-D-6-A				
Client ID:	MW-14S-20221220				
Sample Type:	Client				
Inject. Date:	28-Dec-2022 08:18:01	ALS Bottle#:	0	Worklist Smp#:	12
Injection Vol:	1.0 ul	Dil. Factor:	1.0000		
Sample Info:	410-110319-D-6-A				
Misc. Info.:	410-0074077-012				
Operator ID:	jmg00346	Instrument ID:	HP21585		

Method:	\\chromfs\Lancaster\ChromData\HP21585\20221228-74077.b\8270_SIM_HP21585.m		
Limit Group:	MSSV - 8270D_E SIM		
Last Update:	28-Dec-2022 13:46:34	Calib Date:	28-Jul-2022 21:32:00
Integrator:	Falcon	ID Type:	Deconvolution ID
Quant Method:	Internal Standard	Quant By:	Initial Calibration
Last ICal File:	\\chromfs\Lancaster\ChromData\HP21585\20220728-62933.b\MG1356.D		

Column 1 :	DB-5MS 20m 0.25mm (0.25 mm)	Det: MS SCAN
Process Host:	CTX1637	

First Level Reviewer: UJM0 Date: 28-Dec-2022 08:45:57

Compound	Amount Added	Amount Recovered	% Rec.
$ 9 1-Methylnaphthalene-d10	0.2500	0.1707	68.27
$ 24 Fluoranthene-d10 (Surr)	0.2500	0.1807	72.28
$ 36 Benzo(a)pyrene-d12 (Surr)	0.2500	0.1480	59.21

Report Date: 28-Dec-2022 18:53:51 Chrom Revision: 2.3 20-Dec-2022 14:14:06

Eurofins Lancaster Laboratories Environment Testing, LLC

Data File:	\\chromfs\Lancaster\ChromData\HP21585\20221228-74077.b\ML0511.D				
Injection Date:	28-Dec-2022 08:18:01	Instrument ID:	HP21585		
Lims ID:	410-110319-D-6-A	Lab Sample ID:	410-110319-6		
Client ID:	MW-14S-20221220				
Operator ID:	jmg00346	ALS Bottle#:	0	Worklist Smp#:	12
Injection Vol:	1.0 ul	Dil. Factor:	1.0000		
Method:	8270_SIM_HP21585	Limit Group:	MSSV - 8270D_E SIM		
Column:	DB-5MS 20m 0.25mm (0.25 mm)	Detector	MS SCAN		

14 Acenaphthene, CAS: 83-32-9

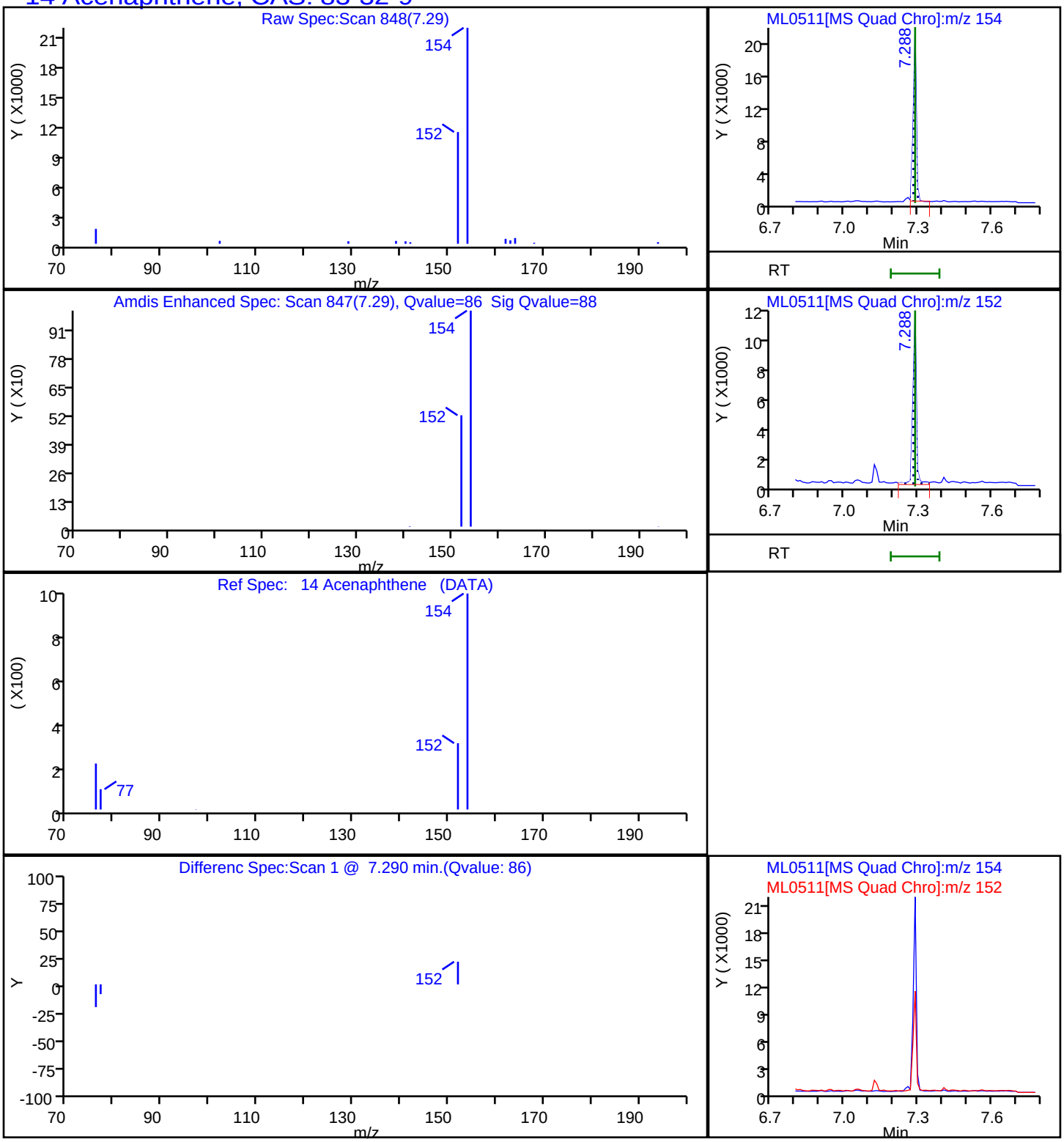

Report Date: 28-Dec-2022 18:53:51 Chrom Revision: 2.3 20-Dec-2022 14:14:06

Eurofins Lancaster Laboratories Environment Testing, LLC

Data File:	\\chromfs\Lancaster\ChromData\HP21585\20221228-74077.b\ML0511.D				
Injection Date:	28-Dec-2022 08:18:01	Instrument ID:	HP21585		
Lims ID:	410-110319-D-6-A	Lab Sample ID:	410-110319-6		
Client ID:	MW-14S-20221220				
Operator ID:	jmg00346	ALS Bottle#:	0	Worklist Smp#:	12
Injection Vol:	1.0 ul	Dil. Factor:	1.0000		
Method:	8270_SIM_HP21585	Limit Group:	MSSV - 8270D_E SIM		
Column:	DB-5MS 20m 0.25mm (0.25 mm)	Detector	MS SCAN		

6 Naphthalene, CAS: 91-20-3

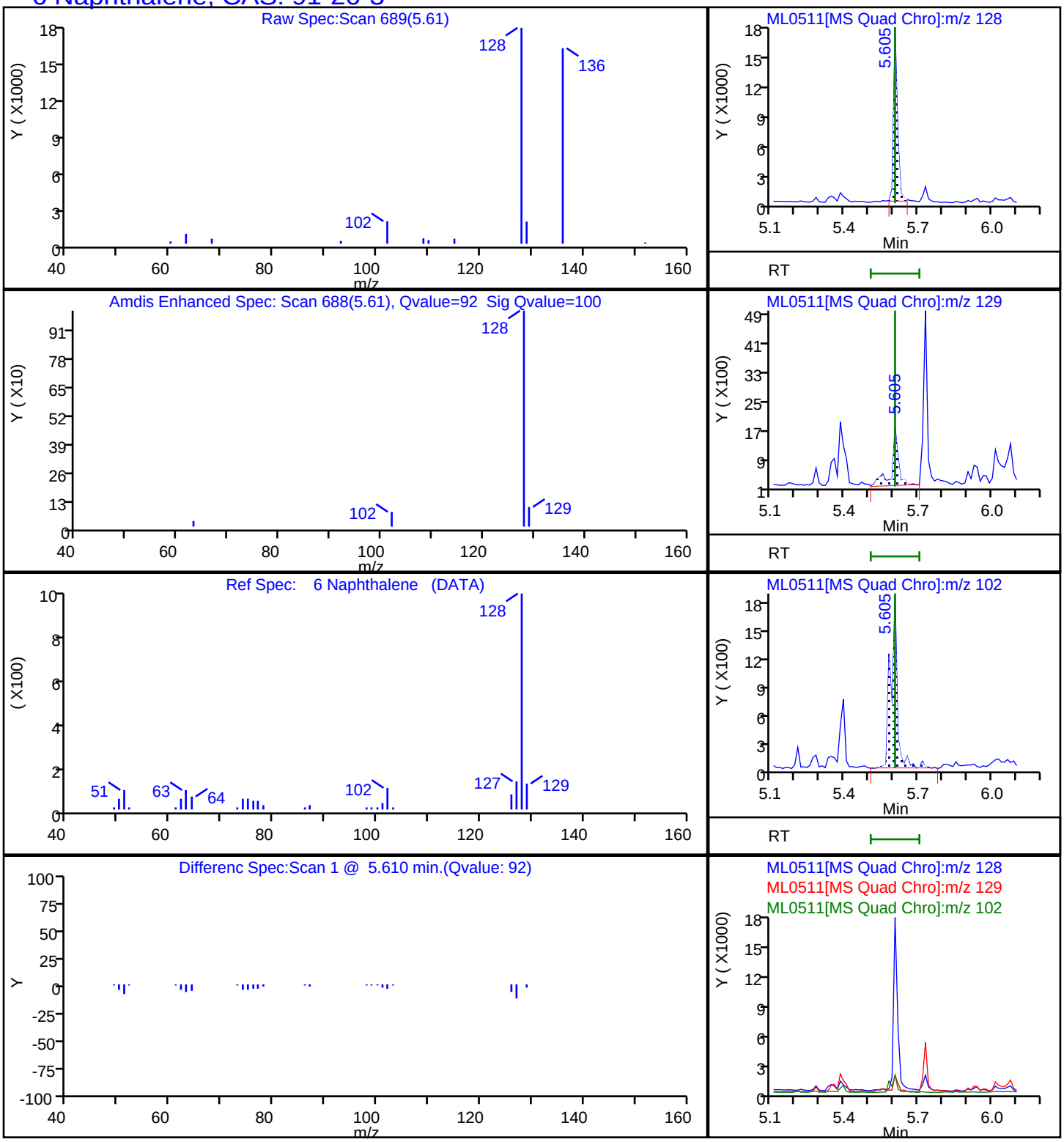

Manual Integration/User Assign Peak Report

Eurofins Lancaster Laboratories Environment Testing, LLC

Data File:	\\chromfs\Lancaster\ChromData\HP21585\20221228-74077.b\ML0511.D				
Injection Date:	28-Dec-2022 08:18:01	Instrument ID:	HP21585		
Lims ID:	410-110319-D-6-A	Lab Sample ID:	410-110319-6		
Client ID:	MW-14S-20221220				
Operator ID:	jmg00346	ALS Bottle#:	0	Worklist Smp#:	12
Injection Vol:	1.0 ul	Dil. Factor:	1.0000		
Method:	8270_SIM_HP21585	Limit Group:	MSSV - 8270D_E SIM		
Column:	DB-5MS 20m 0.25mm (0.25 mm)	Detector	MS SCAN		

17 Fluorene, CAS: 86-73-7

Signal: 1

Processing Integration Results

RT: 7.78
Area: 2658
Amount: 0.002825
Amount Units: ug/ml

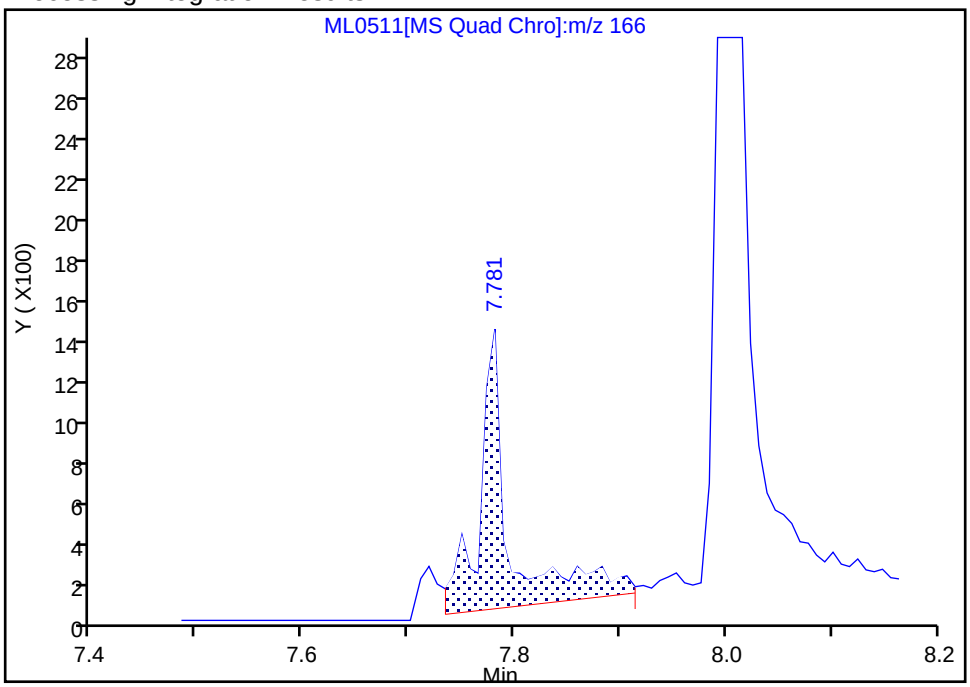

Manual Integration Results

RT: 7.78
Area: 1094
Amount: 0.001163
Amount Units: ug/ml

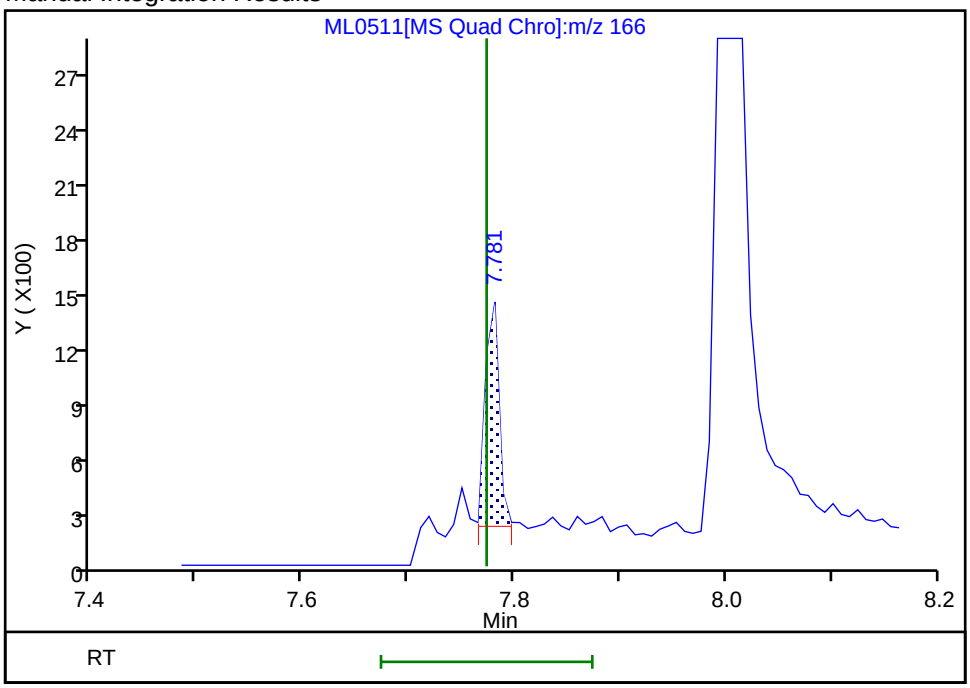

Reviewer: UJM0, 28-Dec-2022 08:45:13
Audit Action: Manually Integrated Audit Reason: Baseline

Manual Integration/User Assign Peak Report

Eurofins Lancaster Laboratories Environment Testing, LLC

Data File:	\\chromfs\Lancaster\ChromData\HP21585\20221228-74077.b\ML0511.D				
Injection Date:	28-Dec-2022 08:18:01	Instrument ID:	HP21585		
Lims ID:	410-110319-D-6-A	Lab Sample ID:	410-110319-6		
Client ID:	MW-14S-20221220				
Operator ID:	jmg00346	ALS Bottle#:	0	Worklist Smp#:	12
Injection Vol:	1.0 ul	Dil. Factor:	1.0000		
Method:	8270_SIM_HP21585	Limit Group:	MSSV - 8270D_E SIM		
Column:	DB-5MS 20m 0.25mm (0.25 mm)	Detector	MS SCAN		

6 Naphthalene, CAS: 91-20-3

Signal: 1

Processing Integration Results

RT: 5.61
Area: 26597
Amount: 0.018605
Amount Units: ug/ml

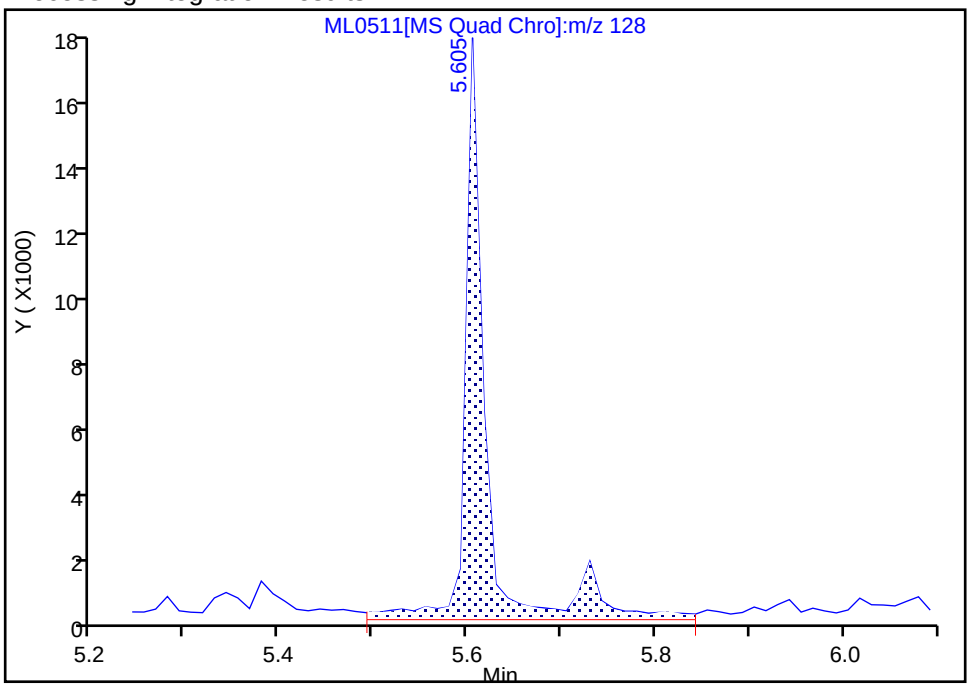

Manual Integration Results

RT: 5.61
Area: 19084
Amount: 0.013350
Amount Units: ug/ml

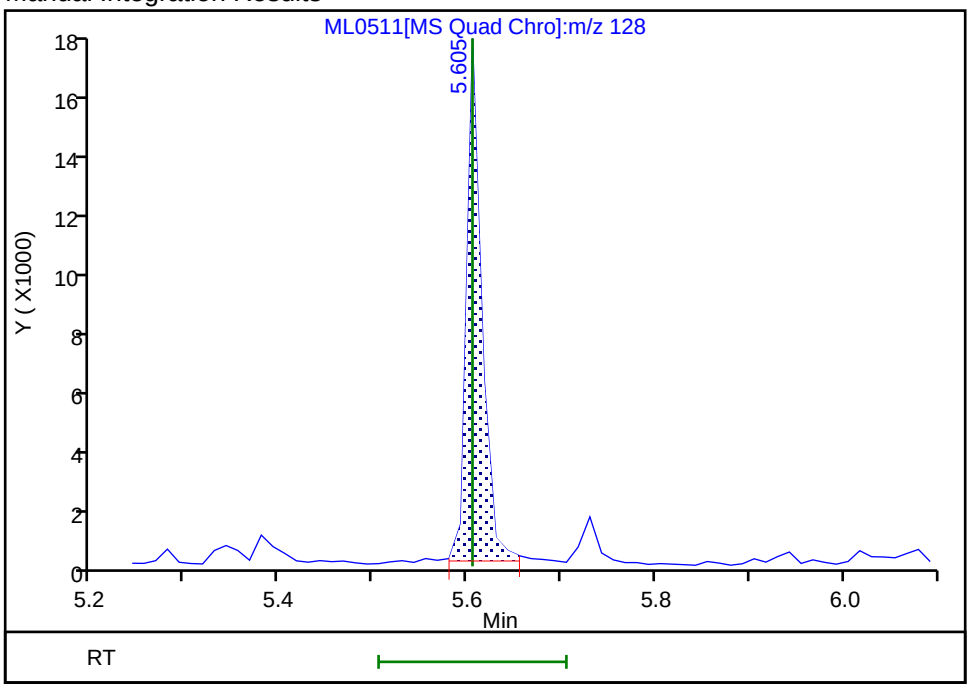

Reviewer: UJM0, 28-Dec-2022 08:44:57

Audit Action: Manually Integrated Audit Reason: Baseline

Manual Integration/User Assign Peak Report

Eurofins Lancaster Laboratories Environment Testing, LLC

Data File:	\\chromfs\Lancaster\ChromData\HP21585\20221228-74077.b\ML0511.D				
Injection Date:	28-Dec-2022 08:18:01	Instrument ID:	HP21585		
Lims ID:	410-110319-D-6-A	Lab Sample ID:	410-110319-6		
Client ID:	MW-14S-20221220				
Operator ID:	jmg00346	ALS Bottle#:	0	Worklist Smp#:	12
Injection Vol:	1.0 ul	Dil. Factor:	1.0000		
Method:	8270_SIM_HP21585	Limit Group:	MSSV - 8270D_E SIM		
Column:	DB-5MS 20m 0.25mm (0.25 mm)	Detector	MS SCAN		

26 Pyrene, CAS: 129-00-0

Signal: 1

Processing Integration Results

RT: 9.99
Area: 5704
Amount: 0.003252
Amount Units: ug/ml

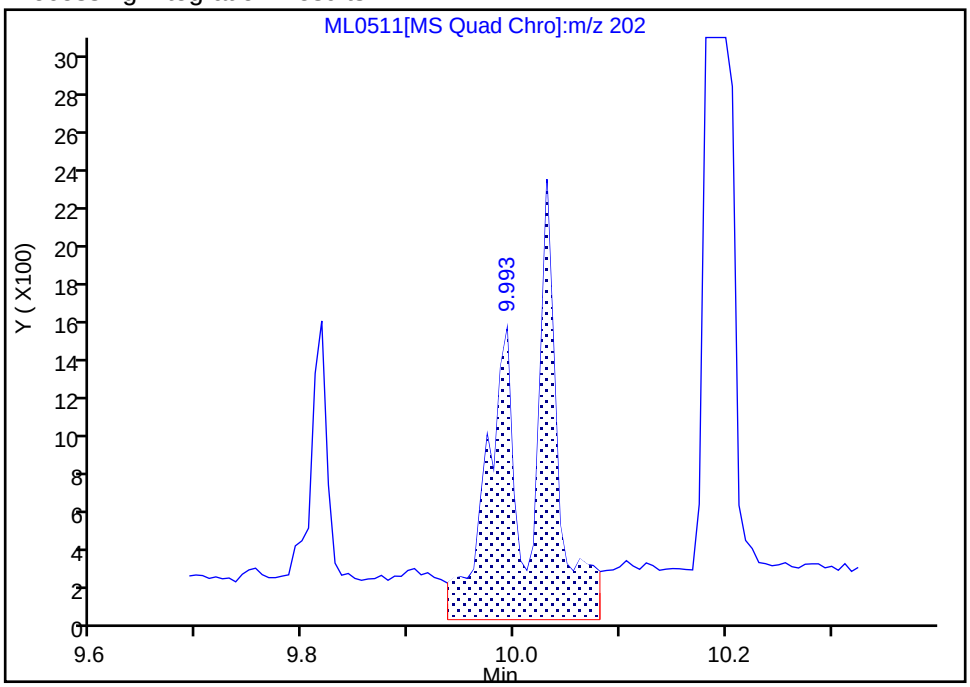

Manual Integration Results

RT: 10.03
Area: 1981
Amount: 0.001129
Amount Units: ug/ml

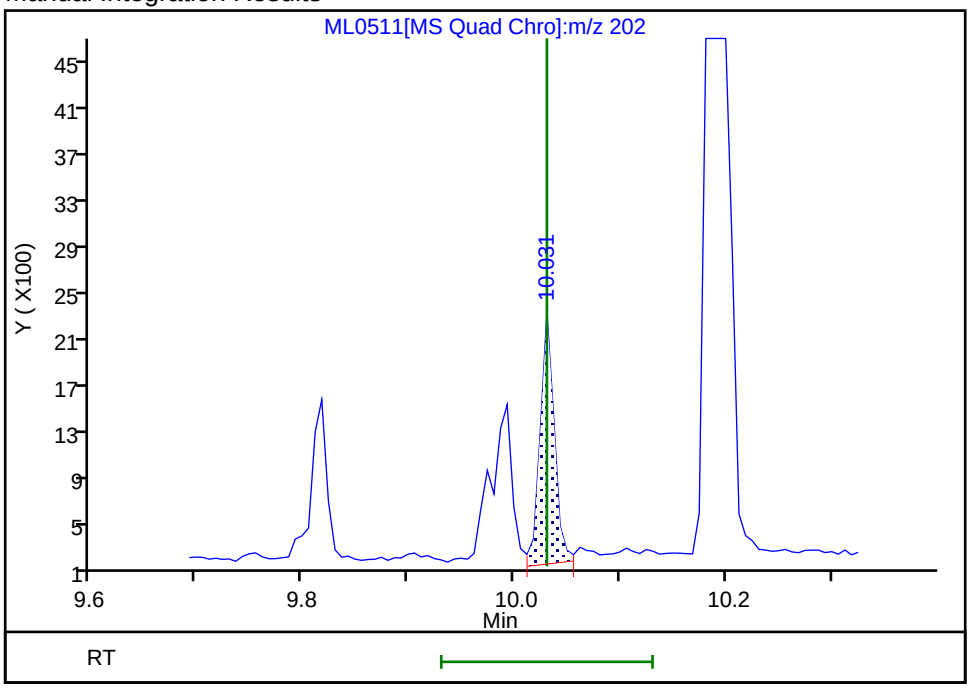

Reviewer: UJM0, 28-Dec-2022 08:45:46
Audit Action: Manually Integrated Audit Reason: Baseline

FORM I
GC/MS SEMI VOA ORGANICS ANALYSIS DATA SHEET

Lab Name: Eurofins Lancaster Laboratories Environment Testing, LLC
Job No.: 410-110319-1

SDG No.:

Client Sample ID: MW-12S-20221220
Lab Sample ID: 410-110319-7

Matrix: Groundwater
Lab File ID: ML0512.D

Analysis Method: 8270E SIM
Date Collected: 12/20/2022 10:48

Extract. Method: 3510C
Date Extracted: 12/27/2022 16:45

Sample wt/vol: 247.3(mL)
Date Analyzed: 12/28/2022 08:39

Con. Extract Vol.: 1(mL)
Dilution Factor: 1

Injection Volume: 1(uL)
GC Column: DB-5MS 30m 0.25 ID: 0.25(mm)

% Moisture: % Solids:
GPC Cleanup:(Y/N) N

Cleanup Factor:
Level: (low/med) Low

Analysis Batch No.: 330631
Units: ug/L

CAS NO.	COMPOUND NAME	RESULT	Q	RL	MDL
83-32-9	Acenaphthene	ND		0.051	0.010
208-96-8	Acenaphthylene	ND		0.051	0.010
120-12-7	Anthracene	ND		0.051	0.010
56-55-3	Benzo[a]anthracene	ND		0.051	0.010
50-32-8	Benzo[a]pyrene	ND		0.051	0.010
205-99-2	Benzo[b]fluoranthene	ND		0.051	0.010
191-24-2	Benzo[g,h,i]perylene	ND		0.051	0.010
207-08-9	Benzo[k]fluoranthene	ND		0.051	0.010
218-01-9	Chrysene	ND		0.051	0.010
53-70-3	Dibenz(a,h)anthracene	ND		0.051	0.020
206-44-0	Fluoranthene	ND		0.051	0.010
86-73-7	Fluorene	ND		0.051	0.010
193-39-5	Indeno[1,2,3-cd]pyrene	ND		0.051	0.020
91-20-3	Naphthalene	ND		0.071	0.030
85-01-8	Phenanthrene	ND		0.071	0.030
129-00-0	Pyrene	0.014	J	0.051	0.010

CAS NO.	SURROGATE	%REC	Q	LIMITS
63466-71-7	Benzo(a)pyrene-d12 (Surr)	48		10-110
38072-94-5	1-Methylnaphthalene-d10 (Surr)	83		36-111
93951-69-0	Fluoranthene-d10 (Surr)	86		47-128

Eurofins Lancaster Laboratories Environment Testing, LLC
Target Compound Quantitation Report

Data File:	\\chromfs\Lancaster\ChromData\HP21585\20221228-74077.b\ML0512.D				
Lims ID:	410-110319-D-7-A				
Client ID:	MW-12S-20221220				
Sample Type:	Client				
Inject. Date:	28-Dec-2022 08:39:32	ALS Bottle#:	0	Worklist Smp#:	13
Injection Vol:	1.0 ul	Dil. Factor:	1.0000		
Sample Info:	410-110319-D-7-A				
Misc. Info.:	410-0074077-013				
Operator ID:	jmg00346	Instrument ID:	HP21585		

Method:	\\chromfs\Lancaster\ChromData\HP21585\20221228-74077.b\8270_SIM_HP21585.m		
Limit Group:	MSSV - 8270D_E SIM		
Last Update:	28-Dec-2022 13:46:34	Calib Date:	28-Jul-2022 21:32:00
Integrator:	Falcon	ID Type:	Deconvolution ID
Quant Method:	Internal Standard	Quant By:	Initial Calibration
Last ICal File:	\\chromfs\Lancaster\ChromData\HP21585\20220728-62933.b\MG1356.D		

Column 1 :	DB-5MS 20m 0.25mm (0.25 mm)	Det: MS SCAN
Process Host:	CTX1637	

First Level Reviewer: UJM0 Date: 28-Dec-2022 09:01:13

Compound	Sig	RT (min.)	Adj RT (min.)	Dlt RT (min.)	Q	Response	OnCol Amt ug/ml	Flags
* 4 1,4-Dichlorobenzene-d4	152	4.368	4.368	0.000	94	84796	0.2500	
* 5 Naphthalene-d8	136	5.593	5.593	0.000	91	255815	0.2500	
$ 9 1-Methylnaphthalene-d10	152	6.323	6.323	0.001	98	120856	0.2067	
* 13 Acenaphthene-d10	164	7.258	7.258	0.000	86	141777	0.2500	
* 20 Phenanthrene-d10	188	8.664	8.663	0.001	95	274277	0.2500	
$ 24 Fluoranthene-d10 (Surr)	212	9.799	9.799	0.000	97	247598	0.2143	
25 Fluoranthene	202	9.818	9.818	0.001	14	1833	0.001286	7M
26 Pyrene	202	10.031	10.024	0.000	97	5639	0.003556	M
* 29 Chrysene-d12	240	11.268	11.276	-0.008	55	242264	0.2500	
$ 36 Benzo(a)pyrene-d12 (Surr)	264	13.017	13.024	-0.007	99	123770	0.1200	
* 38 Perylene-d12	264	13.132	13.132	0.000	99	278967	0.2500	

QC Flag Legend

Processing Flags
7 - Failed Limit of Detection
Review Flags
M - Manually Integrated

Reagents:

MSS_RVSIM_IS_00033 Amount Added: 10.00 Units: uL Run Reagent

Report Date: 28-Dec-2022 18:53:52 Chrom Revision: 2.3 20-Dec-2022 14:14:06

Eurofins Lancaster Laboratories Environment Testing, LLC

Data File:	\\chromfs\Lancaster\ChromData\HP21585\20221228-74077.b\ML0512.D				
Injection Date:	28-Dec-2022 08:39:32	Instrument ID:	HP21585	Operator ID:	jmg00346
Lims ID:	410-110319-D-7-A	Lab Sample ID:	410-110319-7	Worklist Smp#:	13
Client ID:	MW-12S-20221220				
Injection Vol:	1.0 ul	Dil. Factor:	1.0000	ALS Bottle#:	0
Method:	8270_SIM_HP21585	Limit Group:	MSSV - 8270D_E SIM		

Column: DB-5MS 20m 0.25mm (0.25 mm)

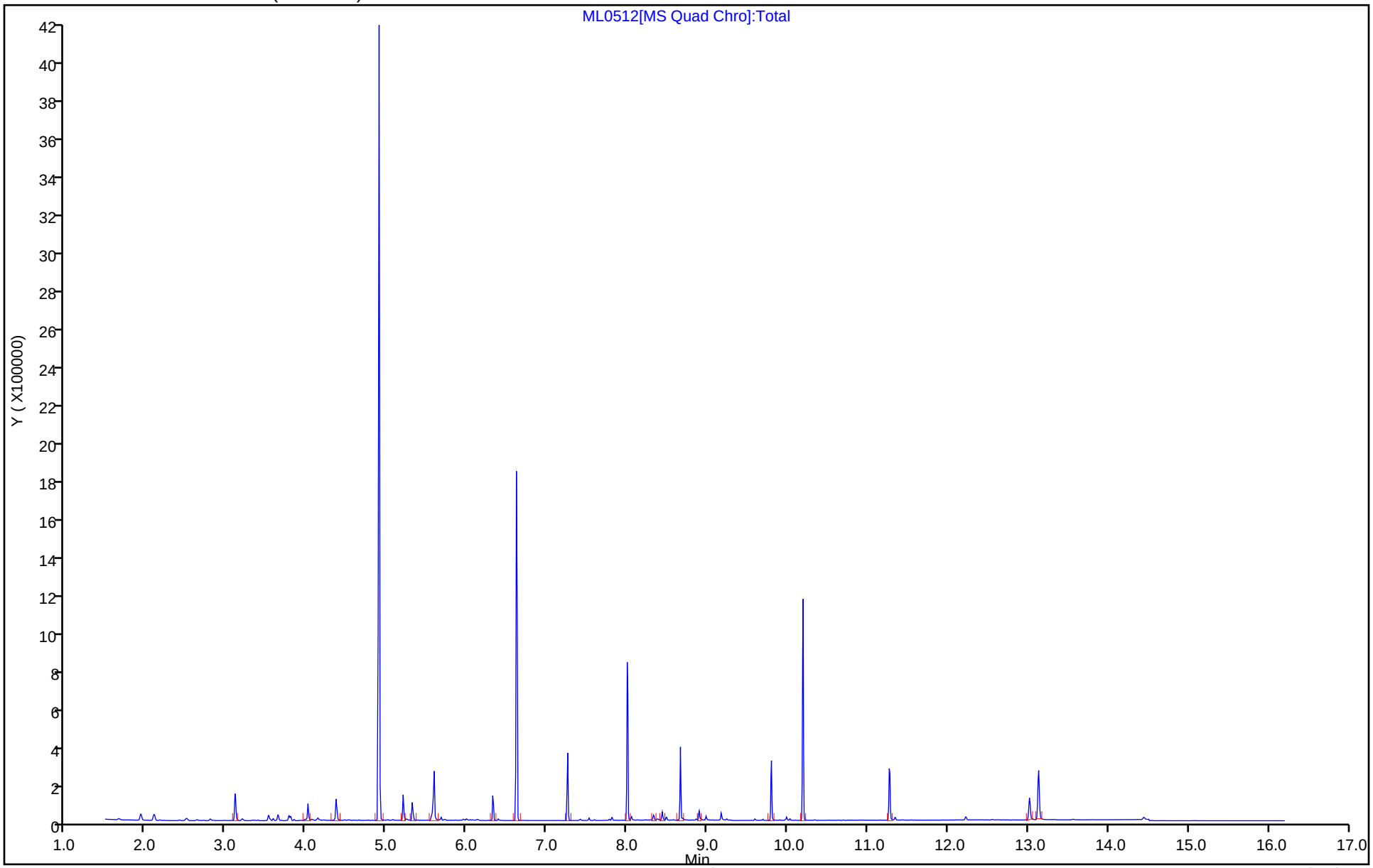

Eurofins Lancaster Laboratories Environment Testing, LLC

Recovery Report

Data File:	\\chromfs\Lancaster\ChromData\HP21585\20221228-74077.b\ML0512.D				
Lims ID:	410-110319-D-7-A				
Client ID:	MW-12S-20221220				
Sample Type:	Client				
Inject. Date:	28-Dec-2022 08:39:32	ALS Bottle#:	0	Worklist Smp#:	13
Injection Vol:	1.0 ul	Dil. Factor:	1.0000		
Sample Info:	410-110319-D-7-A				
Misc. Info.:	410-0074077-013				
Operator ID:	jmg00346	Instrument ID:	HP21585		

Method:	\\chromfs\Lancaster\ChromData\HP21585\20221228-74077.b\8270_SIM_HP21585.m		
Limit Group:	MSSV - 8270D_E SIM		
Last Update:	28-Dec-2022 13:46:34	Calib Date:	28-Jul-2022 21:32:00
Integrator:	Falcon	ID Type:	Deconvolution ID
Quant Method:	Internal Standard	Quant By:	Initial Calibration
Last ICal File:	\\chromfs\Lancaster\ChromData\HP21585\20220728-62933.b\MG1356.D		

Column 1 :	DB-5MS 20m 0.25mm (0.25 mm)	Det: MS SCAN
Process Host:	CTX1637	

First Level Reviewer: UJM0 Date: 28-Dec-2022 09:01:13

Compound	Amount Added	Amount Recovered	% Rec.
$ 9 1-Methylnaphthalene-d10	0.2500	0.2067	82.69
$ 24 Fluoranthene-d10 (Surr)	0.2500	0.2143	85.71
$ 36 Benzo(a)pyrene-d12 (Surr)	0.2500	0.1200	48.01

Report Date: 28-Dec-2022 18:53:52 Chrom Revision: 2.3 20-Dec-2022 14:14:06

Eurofins Lancaster Laboratories Environment Testing, LLC

Data File:	\\chromfs\Lancaster\ChromData\HP21585\20221228-74077.b\ML0512.D				
Injection Date:	28-Dec-2022 08:39:32	Instrument ID:	HP21585		
Lims ID:	410-110319-D-7-A	Lab Sample ID:	410-110319-7		
Client ID:	MW-12S-20221220				
Operator ID:	jmg00346	ALS Bottle#:	0	Worklist Smp#:	13
Injection Vol:	1.0 ul	Dil. Factor:	1.0000		
Method:	8270_SIM_HP21585	Limit Group:	MSSV - 8270D_E SIM		
Column:	DB-5MS 20m 0.25mm (0.25 mm)	Detector	MS SCAN		

26 Pyrene, CAS: 129-00-0

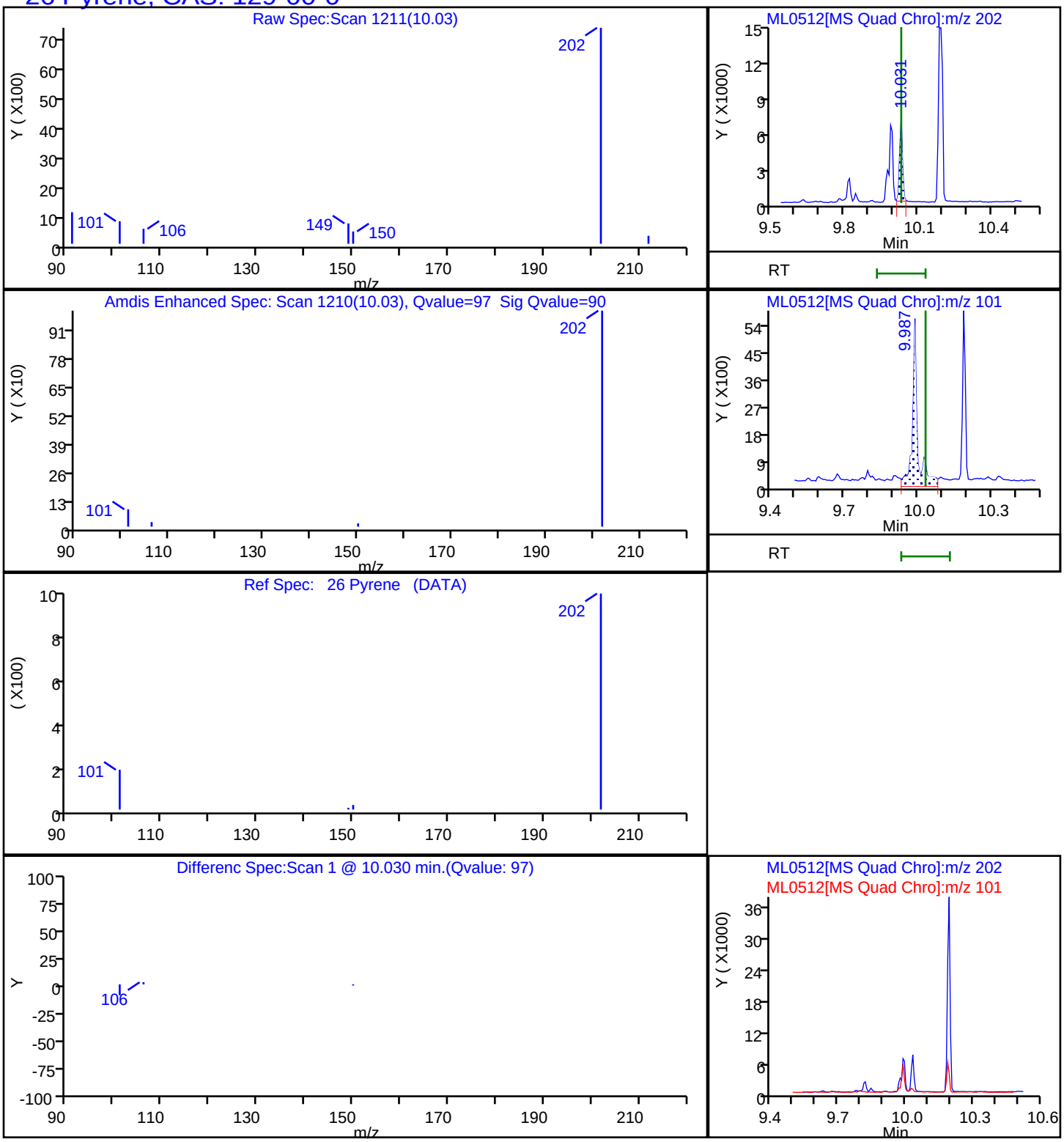

Manual Integration/User Assign Peak Report

Eurofins Lancaster Laboratories Environment Testing, LLC

Data File:	\\chromfs\Lancaster\ChromData\HP21585\20221228-74077.b\ML0512.D				
Injection Date:	28-Dec-2022 08:39:32	Instrument ID:	HP21585		
Lims ID:	410-110319-D-7-A	Lab Sample ID:	410-110319-7		
Client ID:	MW-12S-20221220				
Operator ID:	jmg00346	ALS Bottle#:	0	Worklist Smp#:	13
Injection Vol:	1.0 ul	Dil. Factor:	1.0000		
Method:	8270_SIM_HP21585	Limit Group:	MSSV - 8270D_E SIM		
Column:	DB-5MS 20m 0.25mm (0.25 mm)	Detector	MS SCAN		

25 Fluoranthene, CAS: 206-44-0

Signal: 1

Processing Integration Results

RT: 9.82
Area: 3853
Amount: 0.002704
Amount Units: ug/ml

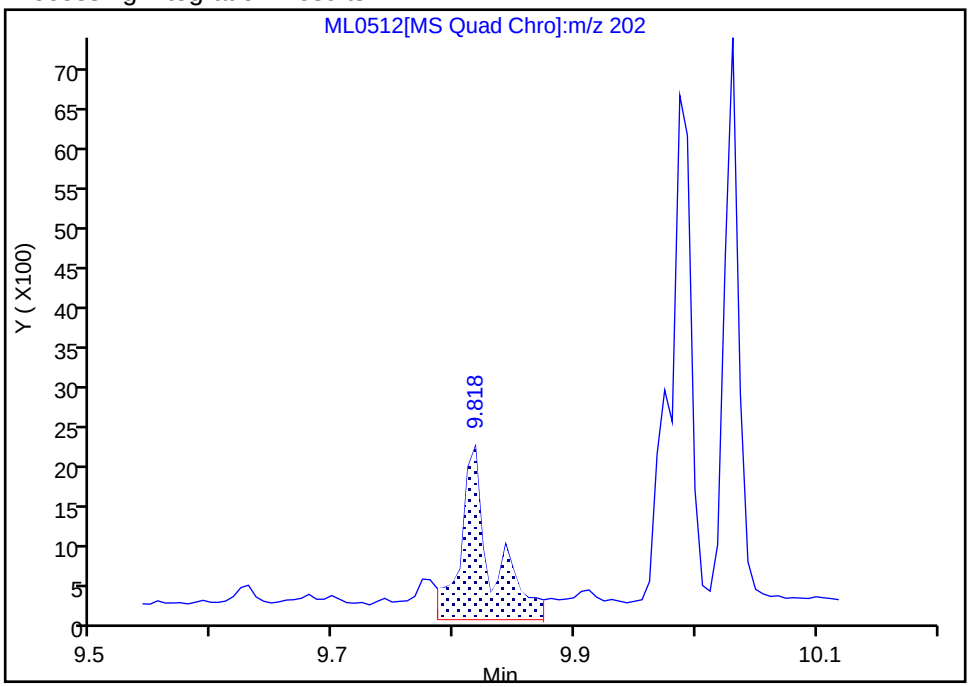

Manual Integration Results

RT: 9.82
Area: 1833
Amount: 0.001286
Amount Units: ug/ml

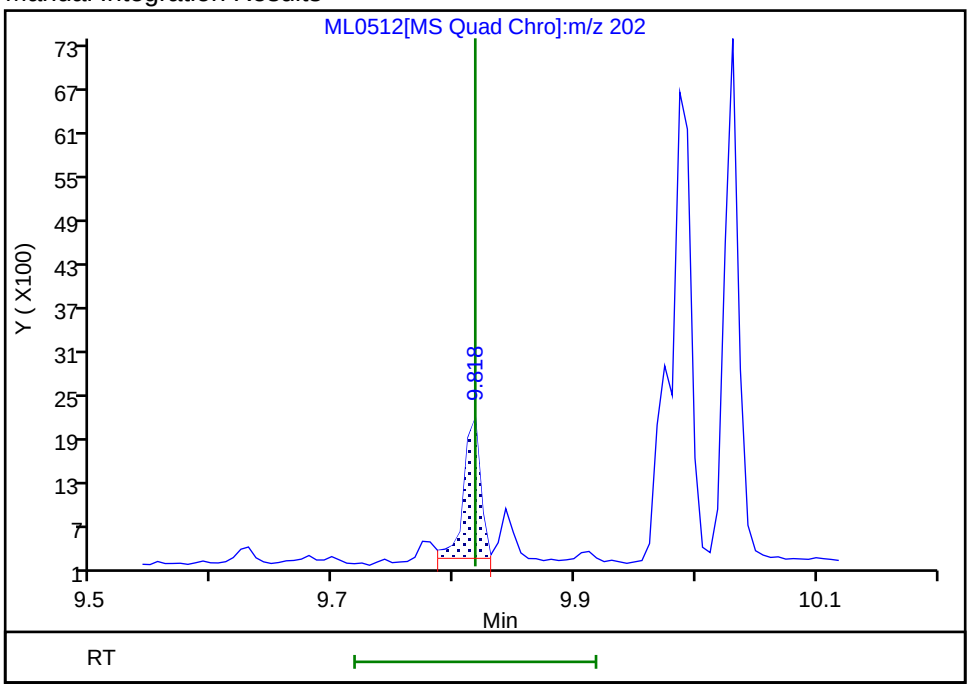

Reviewer: UJM0, 28-Dec-2022 09:00:55
Audit Action: Manually Integrated Audit Reason: Baseline

User Disabled Compound Report

Eurofins Lancaster Laboratories Environment Testing, LLC

Data File:	\\chromfs\Lancaster\ChromData\HP21585\20221228-74077.b\ML0512.D				
Injection Date:	28-Dec-2022 08:39:32	Instrument ID:	HP21585		
Lims ID:	410-110319-D-7-A	Lab Sample ID:	410-110319-7		
Client ID:	MW-12S-20221220				
Operator ID:	jmg00346	ALS Bottle#:	0	Worklist Smp#:	13
Injection Vol:	1.0 ul	Dil. Factor:	1.0000		
Method:	8270_SIM_HP21585	Limit Group:	MSSV - 8270D_E SIM		
Column:	DB-5MS 20m 0.25mm (0.25 mm)	Detector	MS SCAN		

6 Naphthalene, CAS: 91-20-3

Processing Results

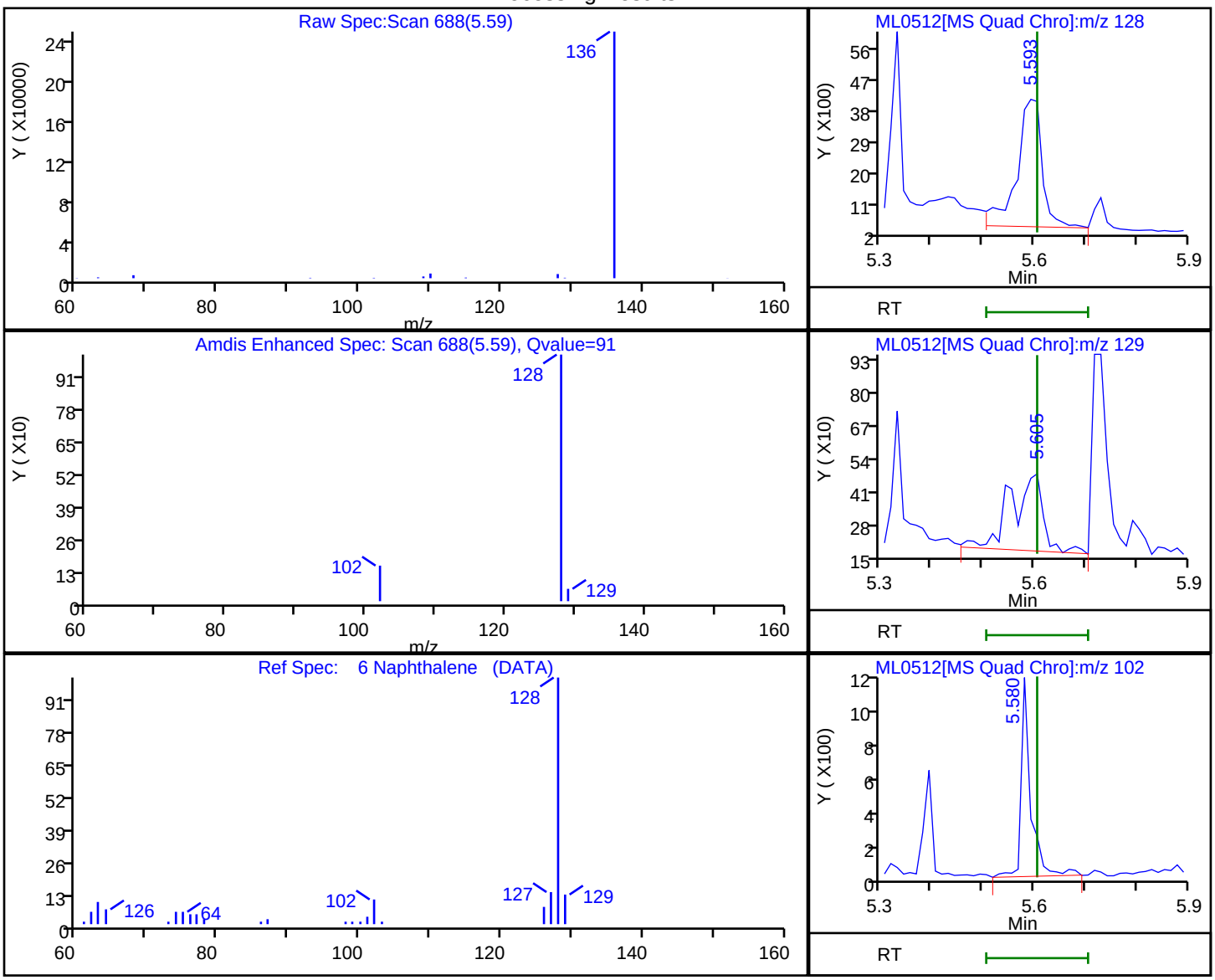

RT	Mass	Response	Amount
5.59	128.00	12479	0.009760
5.61	129.00	1407	
5.58	102.00	1388	

Reviewer: UJM0, 28-Dec-2022 09:00:41

Audit Action: Marked Compound Undetected Audit Reason: Invalid Compound ID

Manual Integration/User Assign Peak Report

Eurofins Lancaster Laboratories Environment Testing, LLC

Data File:	\\chromfs\Lancaster\ChromData\HP21585\20221228-74077.b\ML0512.D				
Injection Date:	28-Dec-2022 08:39:32	Instrument ID:	HP21585		
Lims ID:	410-110319-D-7-A	Lab Sample ID:	410-110319-7		
Client ID:	MW-12S-20221220				
Operator ID:	jmg00346	ALS Bottle#:	0	Worklist Smp#:	13
Injection Vol:	1.0 ul	Dil. Factor:	1.0000		
Method:	8270_SIM_HP21585	Limit Group:	MSSV - 8270D_E SIM		
Column:	DB-5MS 20m 0.25mm (0.25 mm)	Detector	MS SCAN		

26 Pyrene, CAS: 129-00-0

Signal: 1

Processing Integration Results

RT: 9.99
Area: 15974
Amount: 0.010074
Amount Units: ug/ml

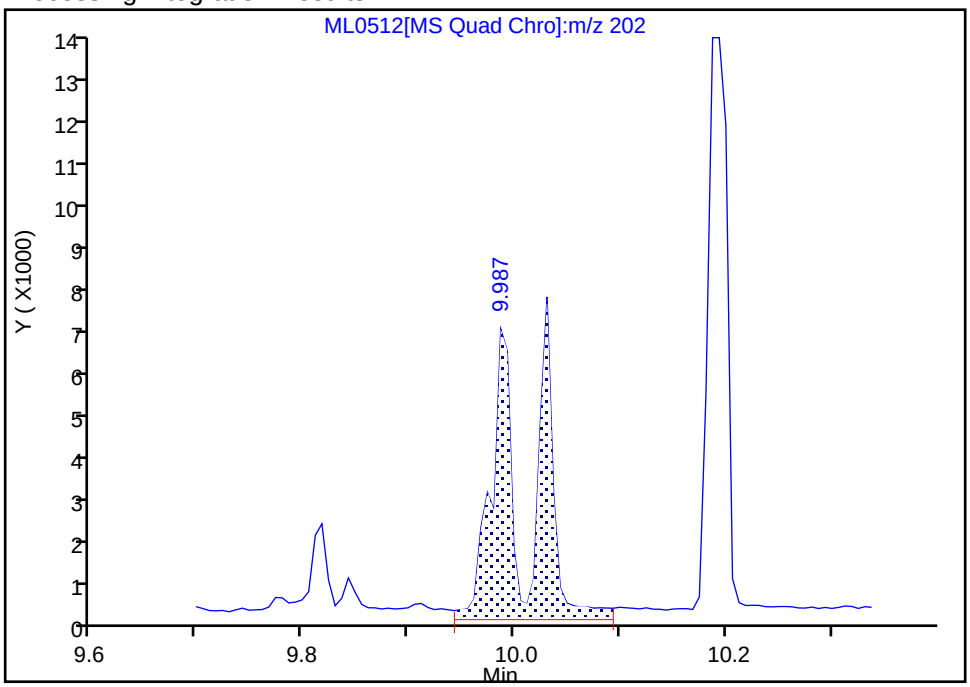

Manual Integration Results

RT: 10.03
Area: 5639
Amount: 0.003556
Amount Units: ug/ml

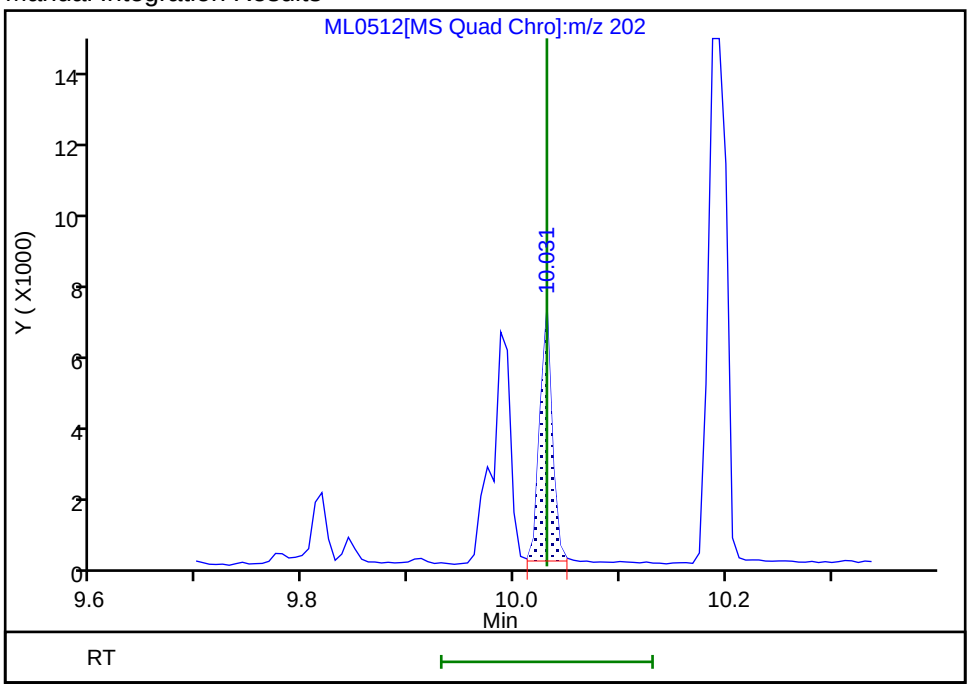

Reviewer: UJM0, 28-Dec-2022 09:01:03
Audit Action: Manually Integrated Audit Reason: Baseline

FORM I
GC/MS SEMI VOA ORGANICS ANALYSIS DATA SHEET

Lab Name: Eurofins Lancaster Laboratories Environment Testing, LLC
Job No.: 410-110319-1

SDG No.:

Client Sample ID: MW-12D-20221220
Lab Sample ID: 410-110319-8

Matrix: Groundwater
Lab File ID: ML0513.D

Analysis Method: 8270E SIM
Date Collected: 12/20/2022 11:25

Extract. Method: 3510C
Date Extracted: 12/27/2022 16:45

Sample wt/vol: 245.1(mL)
Date Analyzed: 12/28/2022 09:01

Con. Extract Vol.: 1(mL)
Dilution Factor: 1

Injection Volume: 1(uL)
GC Column: DB-5MS 30m 0.25 ID: 0.25(mm)

% Moisture: % Solids:
GPC Cleanup:(Y/N) N

Cleanup Factor:
Level: (low/med) Low

Analysis Batch No.: 330631
Units: ug/L

CAS NO.	COMPOUND NAME	RESULT	Q	RL	MDL
83-32-9	Acenaphthene	ND		0.051	0.010
208-96-8	Acenaphthylene	ND		0.051	0.010
120-12-7	Anthracene	ND		0.051	0.010
56-55-3	Benzo[a]anthracene	ND		0.051	0.010
50-32-8	Benzo[a]pyrene	ND		0.051	0.010
205-99-2	Benzo[b]fluoranthene	ND		0.051	0.010
191-24-2	Benzo[g,h,i]perylene	ND		0.051	0.010
207-08-9	Benzo[k]fluoranthene	ND		0.051	0.010
218-01-9	Chrysene	ND		0.051	0.010
53-70-3	Dibenz(a,h)anthracene	ND		0.051	0.020
206-44-0	Fluoranthene	ND		0.051	0.010
86-73-7	Fluorene	ND		0.051	0.010
193-39-5	Indeno[1,2,3-cd]pyrene	ND		0.051	0.020
91-20-3	Naphthalene	ND		0.071	0.031
85-01-8	Phenanthrene	ND		0.071	0.031
129-00-0	Pyrene	ND		0.051	0.010

CAS NO.	SURROGATE	%REC	Q	LIMITS
63466-71-7	Benzo(a)pyrene-d12 (Surr)	36		10-110
38072-94-5	1-Methylnaphthalene-d10 (Surr)	82		36-111
93951-69-0	Fluoranthene-d10 (Surr)	86		47-128

Eurofins Lancaster Laboratories Environment Testing, LLC
Target Compound Quantitation Report

Data File:	\\chromfs\Lancaster\ChromData\HP21585\20221228-74077.b\ML0513.D				
Lims ID:	410-110319-D-8-A				
Client ID:	MW-12D-20221220				
Sample Type:	Client				
Inject. Date:	28-Dec-2022 09:01:06	ALS Bottle#:	0	Worklist Smp#:	14
Injection Vol:	1.0 ul	Dil. Factor:	1.0000		
Sample Info:	410-110319-D-8-A				
Misc. Info.:	410-0074077-014				
Operator ID:	jmg00346	Instrument ID:	HP21585		

Method:	\\chromfs\Lancaster\ChromData\HP21585\20221228-74077.b\8270_SIM_HP21585.m		
Limit Group:	MSSV - 8270D_E SIM		
Last Update:	28-Dec-2022 13:46:34	Calib Date:	28-Jul-2022 21:32:00
Integrator:	Falcon	ID Type:	Deconvolution ID
Quant Method:	Internal Standard	Quant By:	Initial Calibration
Last ICal File:	\\chromfs\Lancaster\ChromData\HP21585\20220728-62933.b\MG1356.D		

Column 1 :	DB-5MS 20m 0.25mm (0.25 mm)	Det: MS SCAN
Process Host:	CTX1637	

First Level Reviewer: UJM0 Date: 28-Dec-2022 09:41:50

Compound	Sig	RT (min.)	Adj RT (min.)	Dlt RT (min.)	Q	Response	OnCol Amt ug/ml	Flags
* 4 1,4-Dichlorobenzene-d4	152	4.368	4.368	0.000	99	87766	0.2500	
* 5 Naphthalene-d8	136	5.593	5.593	0.000	91	263610	0.2500	
6 Naphthalene	128	5.593	5.605	-0.012	92	7374	0.005597	7M
$ 9 1-Methylnaphthalene-d10	152	6.322	6.323	0.000	98	123811	0.2055	
* 13 Acenaphthene-d10	164	7.258	7.258	0.000	87	143969	0.2500	
* 20 Phenanthrene-d10	188	8.663	8.663	0.000	95	276281	0.2500	
$ 24 Fluoranthene-d10 (Surr)	212	9.799	9.799	0.000	97	250736	0.2154	
25 Fluoranthene	202	9.817	9.818	0.000	97	2030	0.001414	7M
* 29 Chrysene-d12	240	11.268	11.276	-0.008	55	244602	0.2500	
$ 36 Benzo(a)pyrene-d12 (Surr)	264	13.017	13.024	-0.007	99	93446	0.0900	
* 38 Perylene-d12	264	13.132	13.132	0.000	99	280714	0.2500	

QC Flag Legend

Processing Flags
7 - Failed Limit of Detection
Review Flags
M - Manually Integrated

Reagents:

MSS_RVSIM_IS_00033 Amount Added: 10.00 Units: uL Run Reagent

Report Date: 28-Dec-2022 18:53:53 Chrom Revision: 2.3 20-Dec-2022 14:14:06

Eurofins Lancaster Laboratories Environment Testing, LLC

Data File:	\\chromfs\Lancaster\ChromData\HP21585\20221228-74077.b\ML0513.D				
Injection Date:	28-Dec-2022 09:01:06	Instrument ID:	HP21585	Operator ID:	jmg00346
Lims ID:	410-110319-D-8-A	Lab Sample ID:	410-110319-8	Worklist Smp#:	14
Client ID:	MW-12D-20221220				
Injection Vol:	1.0 ul	Dil. Factor:	1.0000	ALS Bottle#:	0
Method:	8270_SIM_HP21585	Limit Group:	MSSV - 8270D_E SIM		

Column: DB-5MS 20m 0.25mm (0.25 mm)

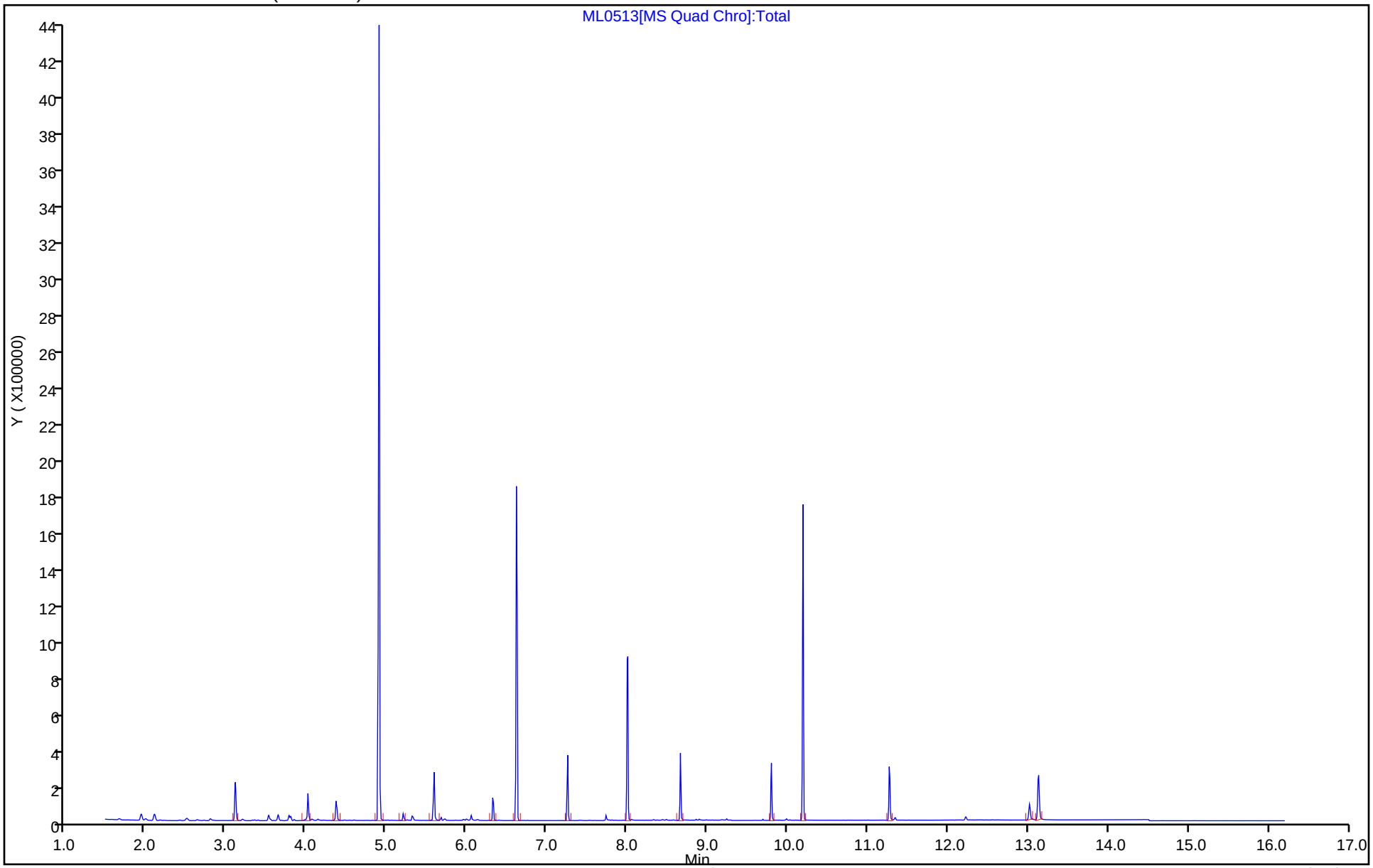

Eurofins Lancaster Laboratories Environment Testing, LLC

Recovery Report

Data File:	\\chromfs\Lancaster\ChromData\HP21585\20221228-74077.b\ML0513.D				
Lims ID:	410-110319-D-8-A				
Client ID:	MW-12D-20221220				
Sample Type:	Client				
Inject. Date:	28-Dec-2022 09:01:06	ALS Bottle#:	0	Worklist Smp#:	14
Injection Vol:	1.0 ul	Dil. Factor:	1.0000		
Sample Info:	410-110319-D-8-A				
Misc. Info.:	410-0074077-014				
Operator ID:	jmg00346	Instrument ID:	HP21585		

Method:	\\chromfs\Lancaster\ChromData\HP21585\20221228-74077.b\8270_SIM_HP21585.m		
Limit Group:	MSSV - 8270D_E SIM		
Last Update:	28-Dec-2022 13:46:34	Calib Date:	28-Jul-2022 21:32:00
Integrator:	Falcon	ID Type:	Deconvolution ID
Quant Method:	Internal Standard	Quant By:	Initial Calibration
Last ICal File:	\\chromfs\Lancaster\ChromData\HP21585\20220728-62933.b\MG1356.D		

Column 1 :	DB-5MS 20m 0.25mm (0.25 mm)	Det: MS SCAN
Process Host:	CTX1637	

First Level Reviewer: UJM0 Date: 28-Dec-2022 09:41:50

Compound	Amount Added	Amount Recovered	% Rec.
$ 9 1-Methylnaphthalene-d10	0.2500	0.2055	82.21
$ 24 Fluoranthene-d10 (Surr)	0.2500	0.2154	86.16
$ 36 Benzo(a)pyrene-d12 (Surr)	0.2500	0.0900	36.02

Manual Integration/User Assign Peak Report

Eurofins Lancaster Laboratories Environment Testing, LLC

Data File:	\\chromfs\Lancaster\ChromData\HP21585\20221228-74077.b\ML0513.D				
Injection Date:	28-Dec-2022 09:01:06	Instrument ID:	HP21585		
Lims ID:	410-110319-D-8-A	Lab Sample ID:	410-110319-8		
Client ID:	MW-12D-20221220				
Operator ID:	jmg00346	ALS Bottle#:	0	Worklist Smp#:	14
Injection Vol:	1.0 ul	Dil. Factor:	1.0000		
Method:	8270_SIM_HP21585	Limit Group:	MSSV - 8270D_E SIM		
Column:	DB-5MS 20m 0.25mm (0.25 mm)	Detector	MS SCAN		

25 Fluoranthene, CAS: 206-44-0

Signal: 1

Processing Integration Results

RT: 9.82
Area: 4635
Amount: 0.003229
Amount Units: ug/ml

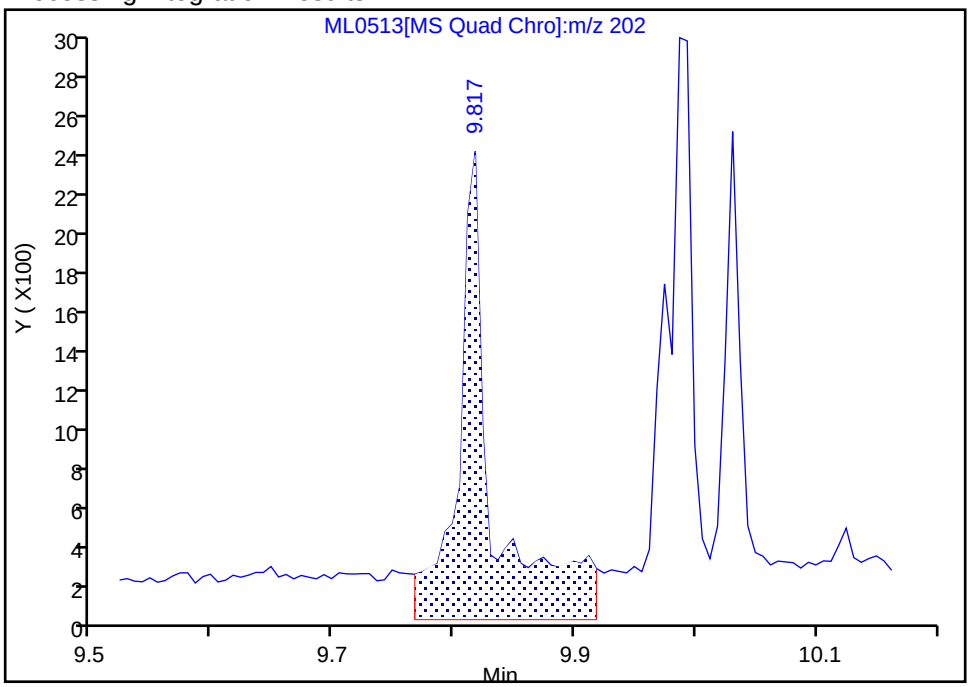

Manual Integration Results

RT: 9.82
Area: 2030
Amount: 0.001414
Amount Units: ug/ml

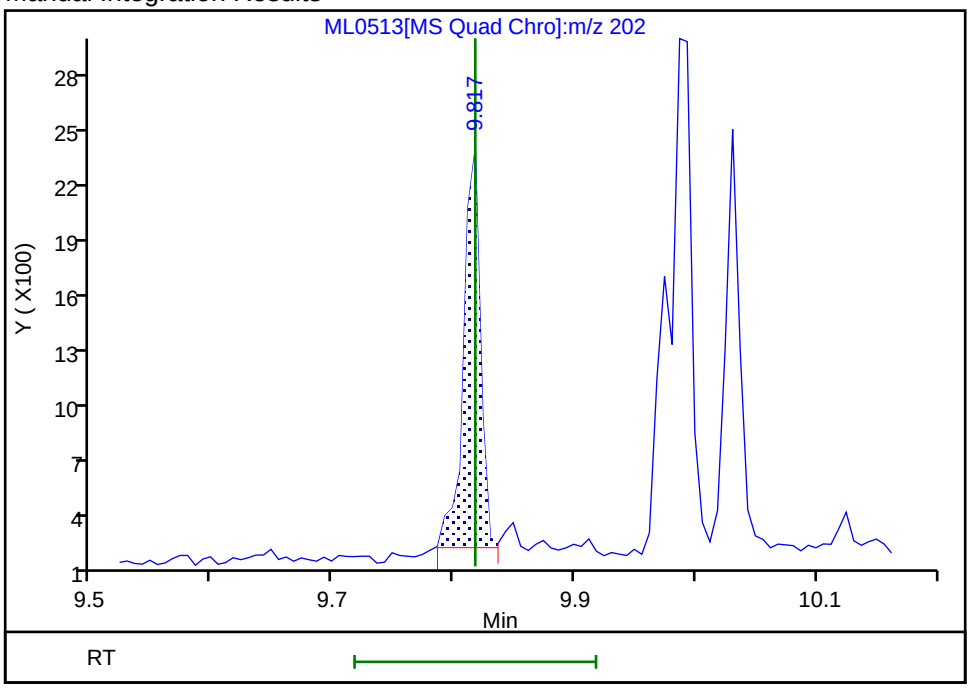

Reviewer: UJM0, 28-Dec-2022 09:41:41

Audit Action: Manually Integrated Audit Reason: Baseline

Manual Integration/User Assign Peak Report

Eurofins Lancaster Laboratories Environment Testing, LLC

Data File:	\\chromfs\Lancaster\ChromData\HP21585\20221228-74077.b\ML0513.D				
Injection Date:	28-Dec-2022 09:01:06	Instrument ID:	HP21585		
Lims ID:	410-110319-D-8-A	Lab Sample ID:	410-110319-8		
Client ID:	MW-12D-20221220				
Operator ID:	jmg00346	ALS Bottle#:	0	Worklist Smp#:	14
Injection Vol:	1.0 ul	Dil. Factor:	1.0000		
Method:	8270_SIM_HP21585	Limit Group:	MSSV - 8270D_E SIM		
Column:	DB-5MS 20m 0.25mm (0.25 mm)	Detector	MS SCAN		

6 Naphthalene, CAS: 91-20-3

Signal: 1

Processing Integration Results

RT: 5.59
Area: 12249
Amount: 0.009296
Amount Units: ug/ml

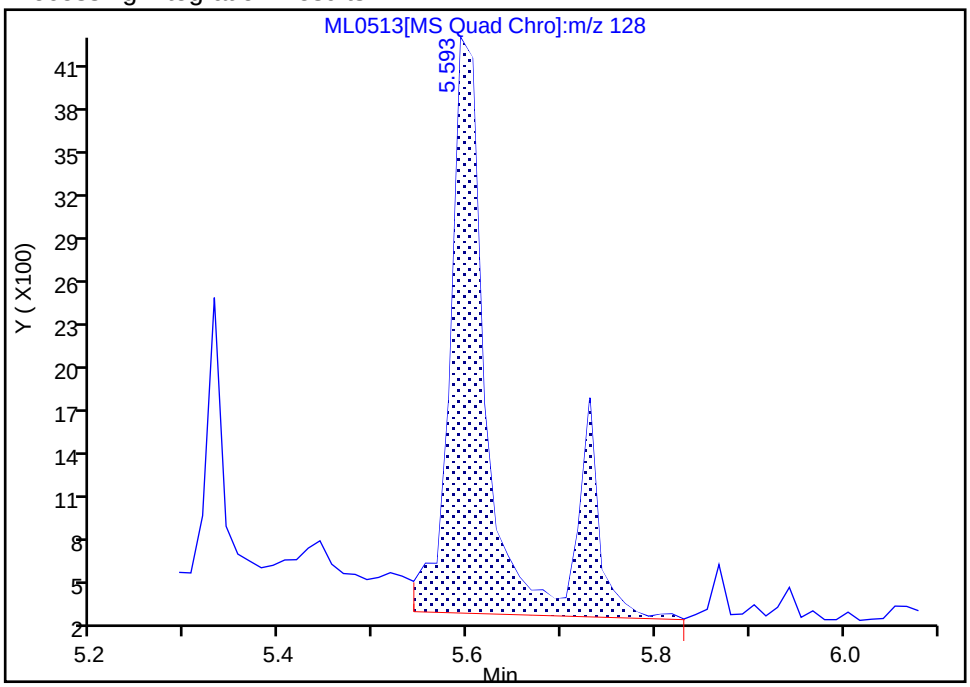

Manual Integration Results

RT: 5.59
Area: 7374
Amount: 0.005597
Amount Units: ug/ml

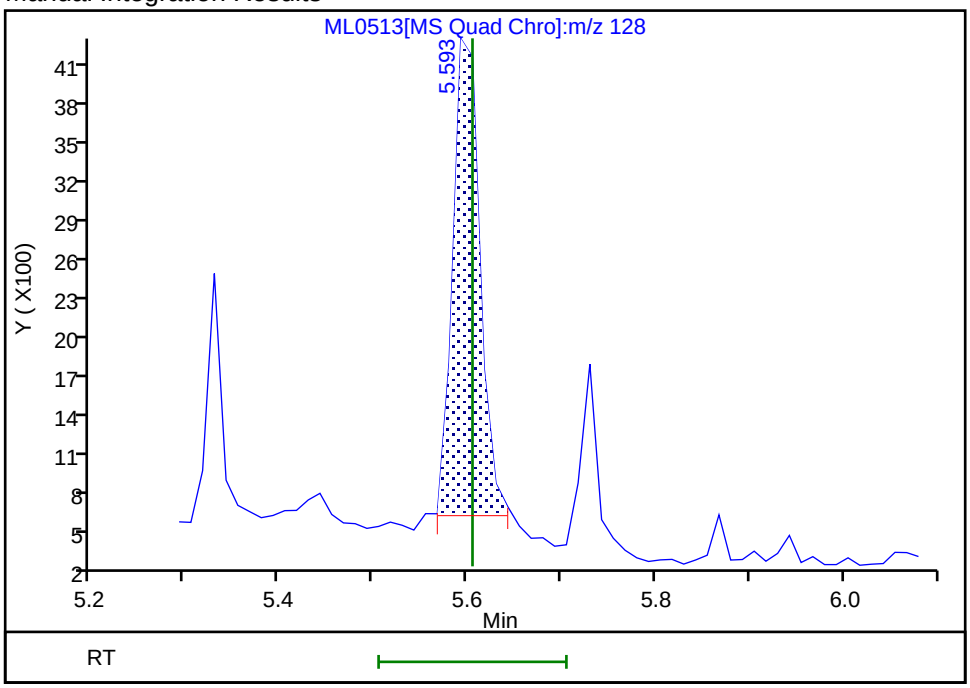

Reviewer: UJM0, 28-Dec-2022 09:41:26
Audit Action: Manually Integrated Audit Reason: Baseline

FORM I
GC/MS SEMI VOA ORGANICS ANALYSIS DATA SHEET

Lab Name: Eurofins Lancaster Laboratories Environment Testing, LLC
Job No.: 410-110319-1

SDG No.:

Client Sample ID: MW-11S-20221220
Lab Sample ID: 410-110319-9

Matrix: Groundwater
Lab File ID: ML0514.D

Analysis Method: 8270E SIM
Date Collected: 12/20/2022 12:12

Extract. Method: 3510C
Date Extracted: 12/27/2022 16:45

Sample wt/vol: 249.7(mL)
Date Analyzed: 12/28/2022 09:22

Con. Extract Vol.: 1(mL)
Dilution Factor: 1

Injection Volume: 1(uL)
GC Column: DB-5MS 30m 0.25 ID: 0.25(mm)

% Moisture: % Solids:
GPC Cleanup:(Y/N) N

Cleanup Factor:
Level: (low/med) Low

Analysis Batch No.: 330631
Units: ug/L

CAS NO.	COMPOUND NAME	RESULT	Q	RL	MDL
208-96-8	Acenaphthylene	0.85		0.050	0.010
120-12-7	Anthracene	4.1		0.050	0.010
56-55-3	Benzo[a]anthracene	0.79		0.050	0.010
50-32-8	Benzo[a]pyrene	0.38		0.050	0.010
205-99-2	Benzo[b]fluoranthene	0.51		0.050	0.010
191-24-2	Benzo[g,h,i]perylene	0.29		0.050	0.010
207-08-9	Benzo[k]fluoranthene	0.15		0.050	0.010
218-01-9	Chrysene	0.70		0.050	0.010
53-70-3	Dibenz(a,h)anthracene	0.056		0.050	0.020
206-44-0	Fluoranthene	4.6		0.050	0.010
193-39-5	Indeno[1,2,3-cd]pyrene	0.28		0.050	0.020
91-20-3	Naphthalene	8.4		0.070	0.030
129-00-0	Pyrene	5.6		0.050	0.010

CAS NO.	SURROGATE	%REC	Q	LIMITS
63466-71-7	Benzo(a)pyrene-d12 (Surr)	73		10-110
38072-94-5	1-Methylnaphthalene-d10 (Surr)	85		36-111
93951-69-0	Fluoranthene-d10 (Surr)	85		47-128

Eurofins Lancaster Laboratories Environment Testing, LLC
Target Compound Quantitation Report

Data File:	\\chromfs\Lancaster\ChromData\HP21585\20221228-74077.b\ML0514.D				
Lims ID:	410-110319-D-9-A				
Client ID:	MW-11S-20221220				
Sample Type:	Client				
Inject. Date:	28-Dec-2022 09:22:32	ALS Bottle#:	0	Worklist Smp#:	15
Injection Vol:	1.0 ul	Dil. Factor:	1.0000		
Sample Info:	410-110319-D-9-A				
Misc. Info.:	410-0074077-015				
Operator ID:	jmg00346	Instrument ID:	HP21585		
Method:	\\chromfs\Lancaster\ChromData\HP21585\20221228-74077.b\8270_SIM_HP21585.m				
Limit Group:	MSSV - 8270D_E SIM				
Last Update:	28-Dec-2022 13:46:34	Calib Date:	28-Jul-2022 21:32:00		
Integrator:	Falcon	ID Type:	Deconvolution ID		
Quant Method:	Internal Standard	Quant By:	Initial Calibration		
Last ICal File:	\\chromfs\Lancaster\ChromData\HP21585\20220728-62933.b\MG1356.D				
Column 1 :	DB-5MS 20m 0.25mm (0.25 mm)		Det: MS SCAN		
Process Host:	CTX1637				

First Level Reviewer: UJM0 Date: 28-Dec-2022 09:44:47

Compound	Sig	RT (min.)	Adj RT (min.)	Dlt RT (min.)	Q	Response	OnCol Amt ug/ml	Flags
* 4 1,4-Dichlorobenzene-d4	152	4.368	4.368	0.000	93	85225	0.2500	
* 5 Naphthalene-d8	136	5.593	5.593	0.000	91	260349	0.2500	
6 Naphthalene	128	5.605	5.605	0.000	92	2725739	2.09	
$ 9 1-Methylnaphthalene-d10	152	6.322	6.323	0.000	98	126034	0.2118	
12 Acenaphthylene	152	7.120	7.120	0.000	60	266705	0.2133	M
* 13 Acenaphthene-d10	164	7.258	7.258	0.000	89	154807	0.2500	
14 Acenaphthene	154	7.288	7.288	0.000	88	7924065	10.2	E
17 Fluorene	166	7.774	7.774	0.000	97	2837565	3.11	E
* 20 Phenanthrene-d10	188	8.663	8.663	0.000	94	275319	0.2500	
21 Phenanthrene	178	8.687	8.687	0.000	100	5999532	4.54	E
22 Anthracene	178	8.734	8.734	0.000	100	1274195	1.03	
$ 24 Fluoranthene-d10 (Surr)	212	9.799	9.799	0.000	97	246755	0.2127	M
25 Fluoranthene	202	9.811	9.818	-0.006	99	1646452	1.15	M
26 Pyrene	202	10.024	10.024	-0.007	100	2436292	1.40	
28 Benzo[a]anthracene	228	11.260	11.253	0.000	100	274479	0.1968	
* 29 Chrysene-d12	240	11.268	11.276	-0.008	68	265979	0.2500	
30 Chrysene	228	11.299	11.291	0.000	100	270685	0.1736	
33 Benzo[b]fluoranthene	252	12.610	12.610	0.000	100	231690	0.1266	M
34 Benzo[k]fluoranthene	252	12.641	12.649	-0.008	100	74727	0.0383	M
$ 36 Benzo(a)pyrene-d12 (Surr)	264	13.017	13.024	-0.007	99	226678	0.1820	
37 Benzo[a]pyrene	252	13.047	13.055	-0.008	100	159720	0.0957	a
* 38 Perylene-d12	264	13.132	13.132	0.000	99	336921	0.2500	
40 Indeno[1,2,3-cd]pyrene	276	14.654	14.654	0.000	99	100944	0.0712	M
41 Dibenz(a,h)anthracene	278	14.689	14.696	-0.007	88	22987	0.0140	M
42 Benzo[g,h,i]perylene	276	15.056	15.056	0.000	95	131106	0.0721	

QC Flag Legend

Processing Flags

E - Exceeded Maximum Amount

Review Flags

M - Manually Integrated

a - User Assigned ID

Reagents:

MSS_RVSIM_IS_00033	Amount Added: 10.00	Units: uL	Run Reagent

Report Date: 28-Dec-2022 18:53:54 Chrom Revision: 2.3 20-Dec-2022 14:14:06

Eurofins Lancaster Laboratories Environment Testing, LLC

Data File:	\\chromfs\Lancaster\ChromData\HP21585\20221228-74077.b\ML0514.D				
Injection Date:	28-Dec-2022 09:22:32	Instrument ID:	HP21585	Operator ID:	jmg00346
Lims ID:	410-110319-D-9-A	Lab Sample ID:	410-110319-9	Worklist Smp#:	15
Client ID:	MW-11S-20221220				
Injection Vol:	1.0 ul	Dil. Factor:	1.0000	ALS Bottle#:	0
Method:	8270_SIM_HP21585	Limit Group:	MSSV - 8270D_E SIM		

Column: DB-5MS 20m 0.25mm (0.25 mm)

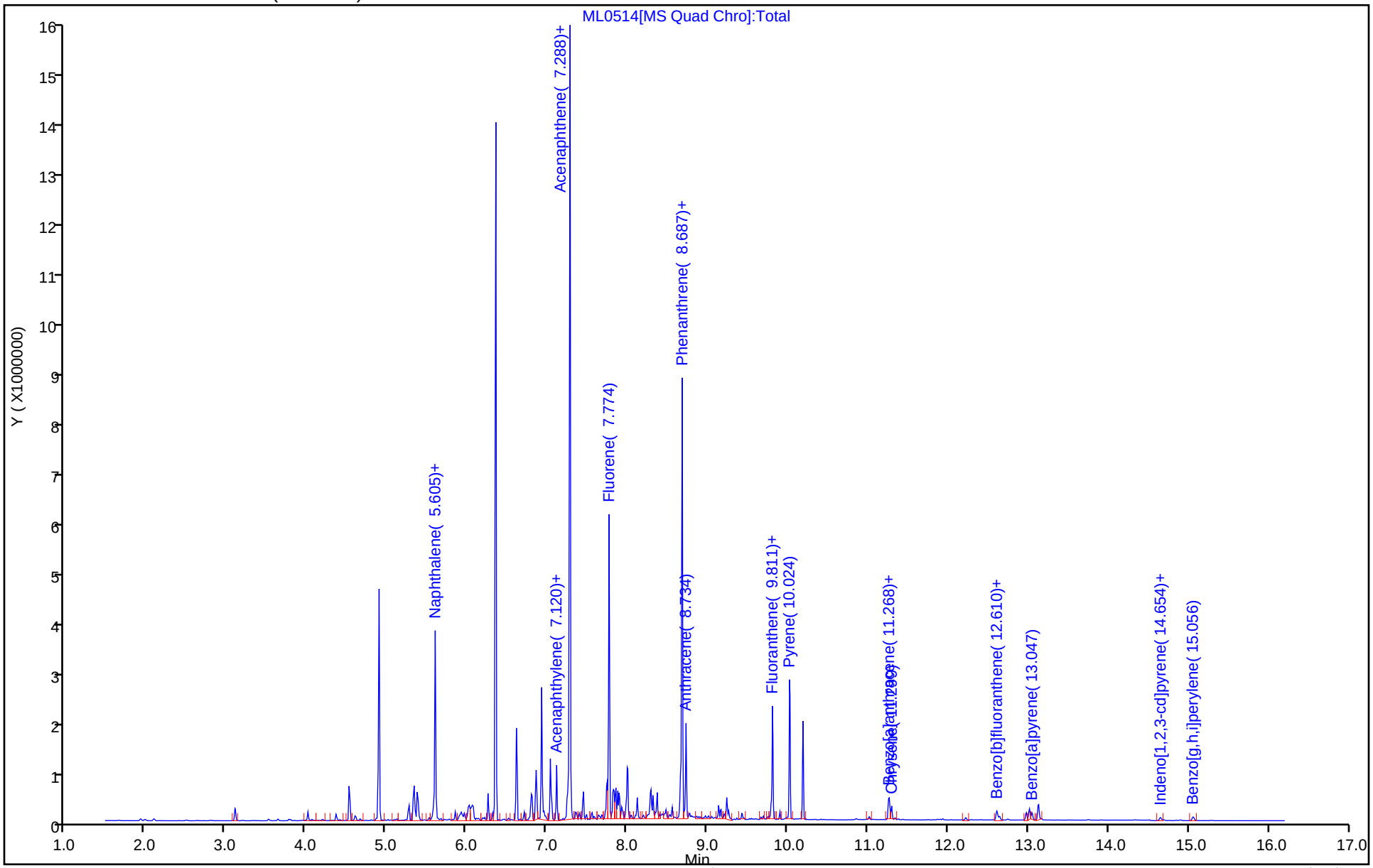

Eurofins Lancaster Laboratories Environment Testing, LLC

Recovery Report

Data File:	\\chromfs\Lancaster\ChromData\HP21585\20221228-74077.b\ML0514.D				
Lims ID:	410-110319-D-9-A				
Client ID:	MW-11S-20221220				
Sample Type:	Client				
Inject. Date:	28-Dec-2022 09:22:32	ALS Bottle#:	0	Worklist Smp#:	15
Injection Vol:	1.0 ul	Dil. Factor:	1.0000		
Sample Info:	410-110319-D-9-A				
Misc. Info.:	410-0074077-015				
Operator ID:	jmg00346	Instrument ID:	HP21585		

Method:	\\chromfs\Lancaster\ChromData\HP21585\20221228-74077.b\8270_SIM_HP21585.m		
Limit Group:	MSSV - 8270D_E SIM		
Last Update:	28-Dec-2022 13:46:34	Calib Date:	28-Jul-2022 21:32:00
Integrator:	Falcon	ID Type:	Deconvolution ID
Quant Method:	Internal Standard	Quant By:	Initial Calibration
Last ICal File:	\\chromfs\Lancaster\ChromData\HP21585\20220728-62933.b\MG1356.D		

Column 1 :	DB-5MS 20m 0.25mm (0.25 mm)	Det: MS SCAN
Process Host:	CTX1637	

First Level Reviewer: UJM0 Date: 28-Dec-2022 09:44:47

Compound	Amount Added	Amount Recovered	% Rec.
$ 9 1-Methylnaphthalene-d10	0.2500	0.2118	84.73
$ 24 Fluoranthene-d10 (Surr)	0.2500	0.2127	85.09
$ 36 Benzo(a)pyrene-d12 (Surr)	0.2500	0.1820	72.80

Report Date: 28-Dec-2022 18:53:54 Chrom Revision: 2.3 20-Dec-2022 14:14:06

Eurofins Lancaster Laboratories Environment Testing, LLC

Data File:	\\chromfs\Lancaster\ChromData\HP21585\20221228-74077.b\ML0514.D				
Injection Date:	28-Dec-2022 09:22:32	Instrument ID:	HP21585		
Lims ID:	410-110319-D-9-A	Lab Sample ID:	410-110319-9		
Client ID:	MW-11S-20221220				
Operator ID:	jmg00346	ALS Bottle#:	0	Worklist Smp#:	15
Injection Vol:	1.0 ul	Dil. Factor:	1.0000		
Method:	8270_SIM_HP21585	Limit Group:	MSSV - 8270D_E SIM		
Column:	DB-5MS 20m 0.25mm (0.25 mm)	Detector	MS SCAN		

12 Acenaphthylene, CAS: 208-96-8

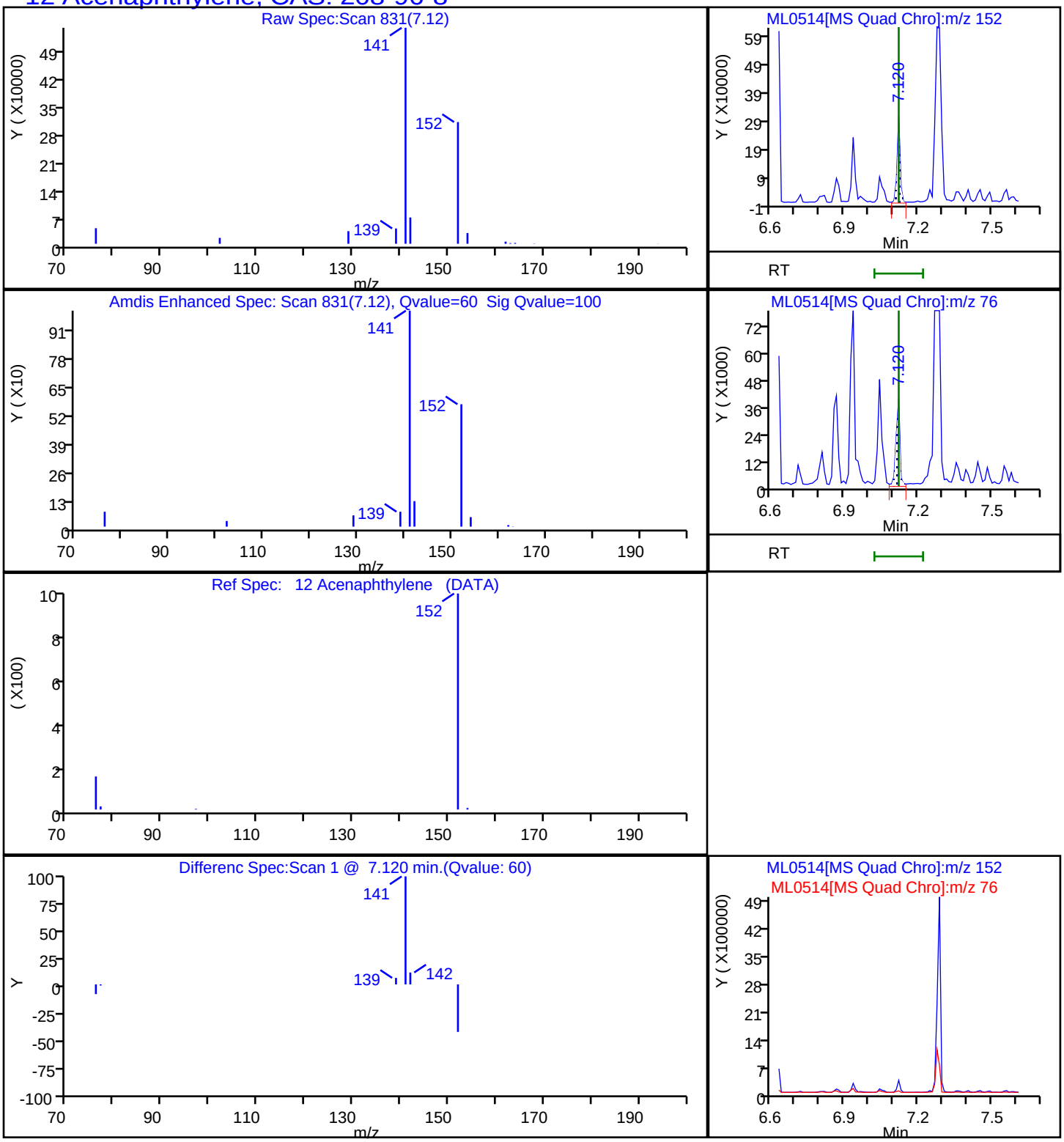

Report Date: 28-Dec-2022 18:53:54 Chrom Revision: 2.3 20-Dec-2022 14:14:06

Eurofins Lancaster Laboratories Environment Testing, LLC

Data File:	\\chromfs\Lancaster\ChromData\HP21585\20221228-74077.b\ML0514.D				
Injection Date:	28-Dec-2022 09:22:32	Instrument ID:	HP21585		
Lims ID:	410-110319-D-9-A	Lab Sample ID:	410-110319-9		
Client ID:	MW-11S-20221220				
Operator ID:	jmg00346	ALS Bottle#:	0	Worklist Smp#:	15
Injection Vol:	1.0 ul	Dil. Factor:	1.0000		
Method:	8270_SIM_HP21585	Limit Group:	MSSV - 8270D_E SIM		
Column:	DB-5MS 20m 0.25mm (0.25 mm)	Detector	MS SCAN		

22 Anthracene, CAS: 120-12-7

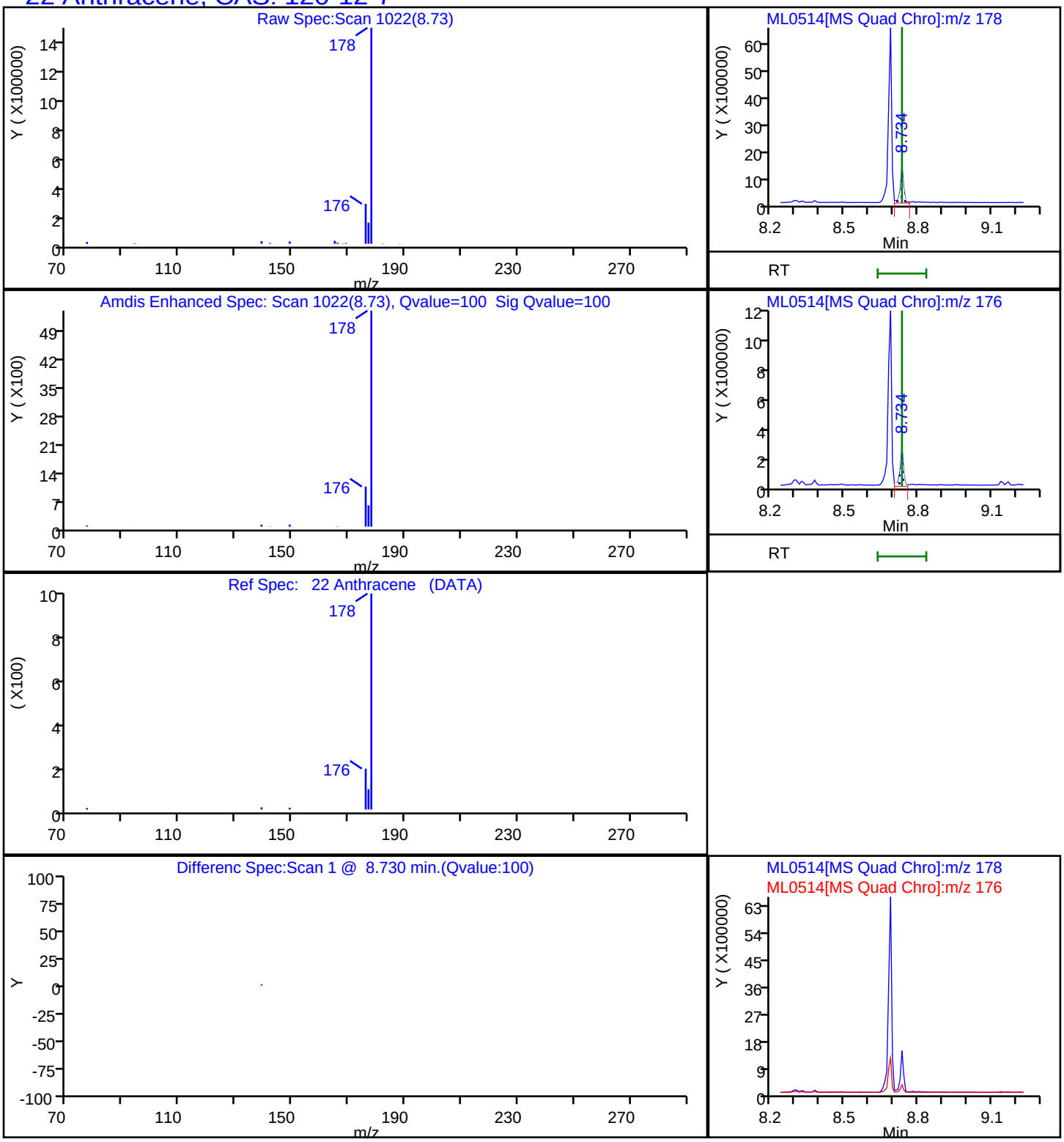

Report Date: 28-Dec-2022 18:53:54 Chrom Revision: 2.3 20-Dec-2022 14:14:06

Eurofins Lancaster Laboratories Environment Testing, LLC

Data File:	\\chromfs\Lancaster\ChromData\HP21585\20221228-74077.b\ML0514.D				
Injection Date:	28-Dec-2022 09:22:32	Instrument ID:	HP21585		
Lims ID:	410-110319-D-9-A	Lab Sample ID:	410-110319-9		
Client ID:	MW-11S-20221220				
Operator ID:	jmg00346	ALS Bottle#:	0	Worklist Smp#:	15
Injection Vol:	1.0 ul	Dil. Factor:	1.0000		
Method:	8270_SIM_HP21585	Limit Group:	MSSV - 8270D_E SIM		
Column:	DB-5MS 20m 0.25mm (0.25 mm)	Detector	MS SCAN		

28 Benzo[a]anthracene, CAS: 56-55-3

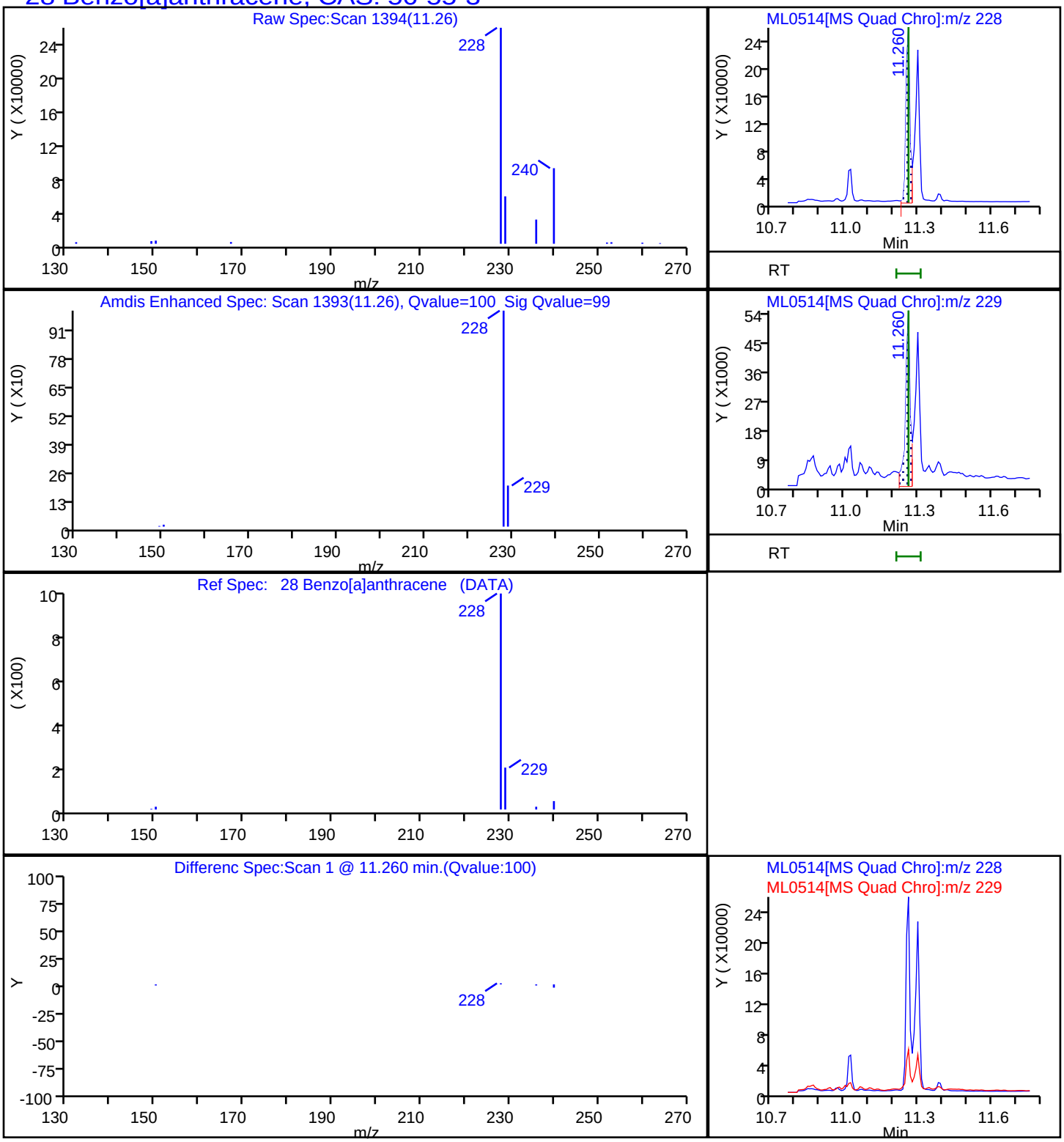

Report Date: 28-Dec-2022 18:53:54 Chrom Revision: 2.3 20-Dec-2022 14:14:06

Eurofins Lancaster Laboratories Environment Testing, LLC

Data File:	\\chromfs\Lancaster\ChromData\HP21585\20221228-74077.b\ML0514.D				
Injection Date:	28-Dec-2022 09:22:32	Instrument ID:	HP21585		
Lims ID:	410-110319-D-9-A	Lab Sample ID:	410-110319-9		
Client ID:	MW-11S-20221220				
Operator ID:	jmg00346	ALS Bottle#:	0	Worklist Smp#:	15
Injection Vol:	1.0 ul	Dil. Factor:	1.0000		
Method:	8270_SIM_HP21585	Limit Group:	MSSV - 8270D_E SIM		
Column:	DB-5MS 20m 0.25mm (0.25 mm)	Detector	MS SCAN		

37 Benzo[a]pyrene, CAS: 50-32-8

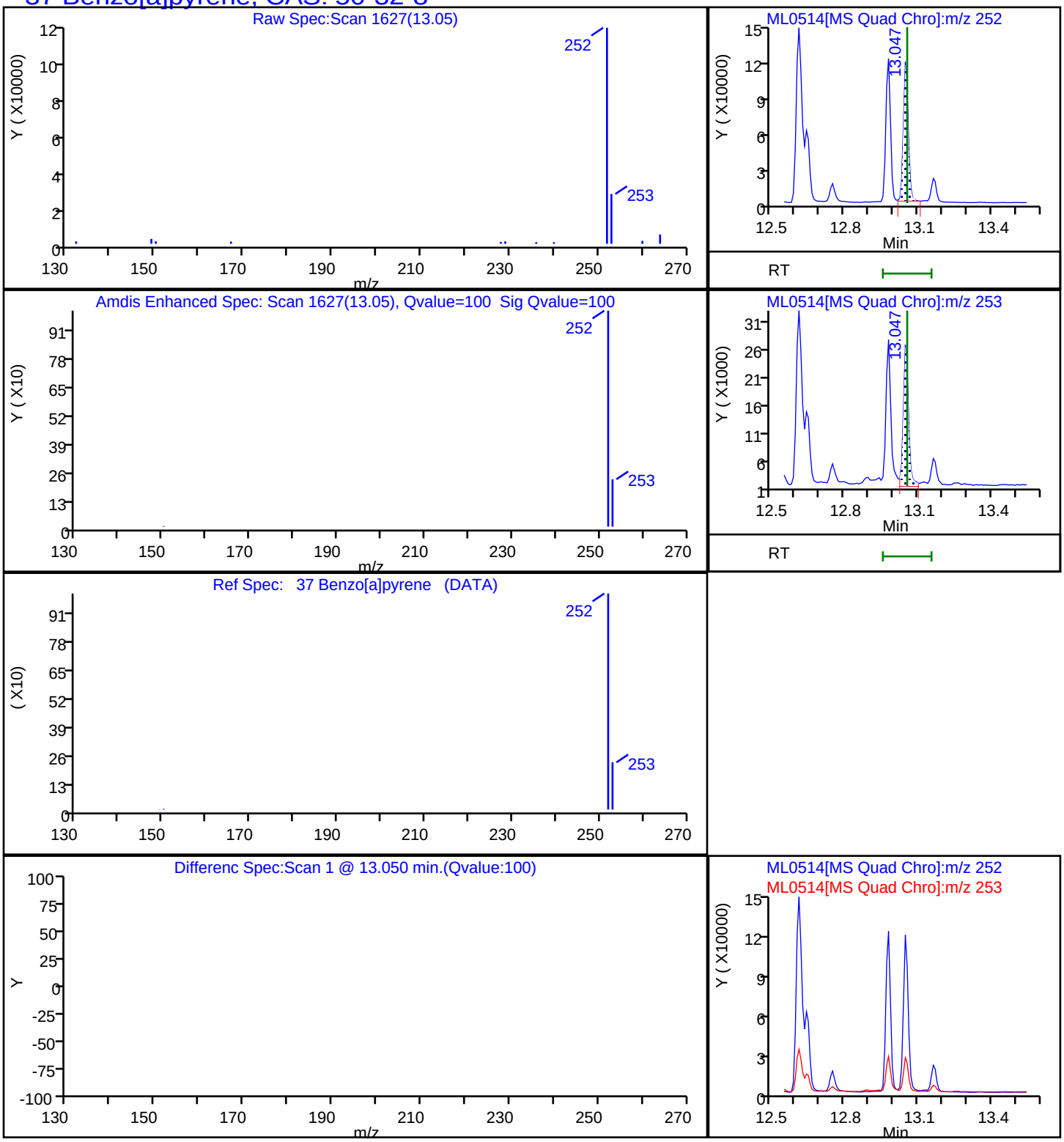

Report Date: 28-Dec-2022 18:53:54 Chrom Revision: 2.3 20-Dec-2022 14:14:06

Eurofins Lancaster Laboratories Environment Testing, LLC

Data File:	\\chromfs\Lancaster\ChromData\HP21585\20221228-74077.b\ML0514.D				
Injection Date:	28-Dec-2022 09:22:32	Instrument ID:	HP21585		
Lims ID:	410-110319-D-9-A	Lab Sample ID:	410-110319-9		
Client ID:	MW-11S-20221220				
Operator ID:	jmg00346	ALS Bottle#:	0	Worklist Smp#:	15
Injection Vol:	1.0 ul	Dil. Factor:	1.0000		
Method:	8270_SIM_HP21585	Limit Group:	MSSV - 8270D_E SIM		
Column:	DB-5MS 20m 0.25mm (0.25 mm)	Detector	MS SCAN		

33 Benzo[b]fluoranthene, CAS: 205-99-2

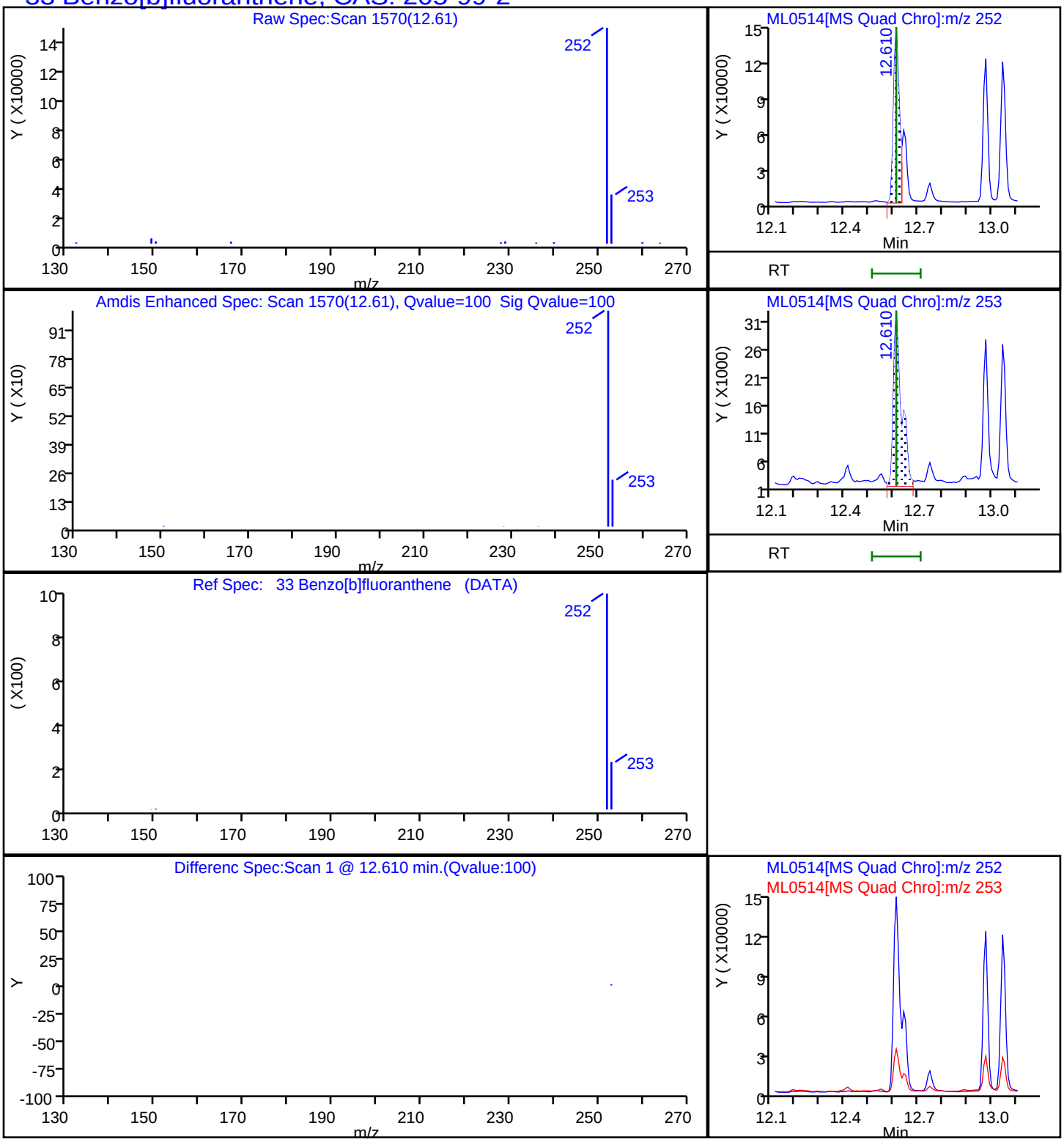

Report Date: 28-Dec-2022 18:53:54 Chrom Revision: 2.3 20-Dec-2022 14:14:06

Eurofins Lancaster Laboratories Environment Testing, LLC

Data File:	\\chromfs\Lancaster\ChromData\HP21585\20221228-74077.b\ML0514.D				
Injection Date:	28-Dec-2022 09:22:32	Instrument ID:	HP21585		
Lims ID:	410-110319-D-9-A	Lab Sample ID:	410-110319-9		
Client ID:	MW-11S-20221220				
Operator ID:	jmg00346	ALS Bottle#:	0	Worklist Smp#:	15
Injection Vol:	1.0 ul	Dil. Factor:	1.0000		
Method:	8270_SIM_HP21585	Limit Group:	MSSV - 8270D_E SIM		
Column:	DB-5MS 20m 0.25mm (0.25 mm)	Detector	MS SCAN		

42 Benzo[g,h,i]perylene, CAS: 191-24-2

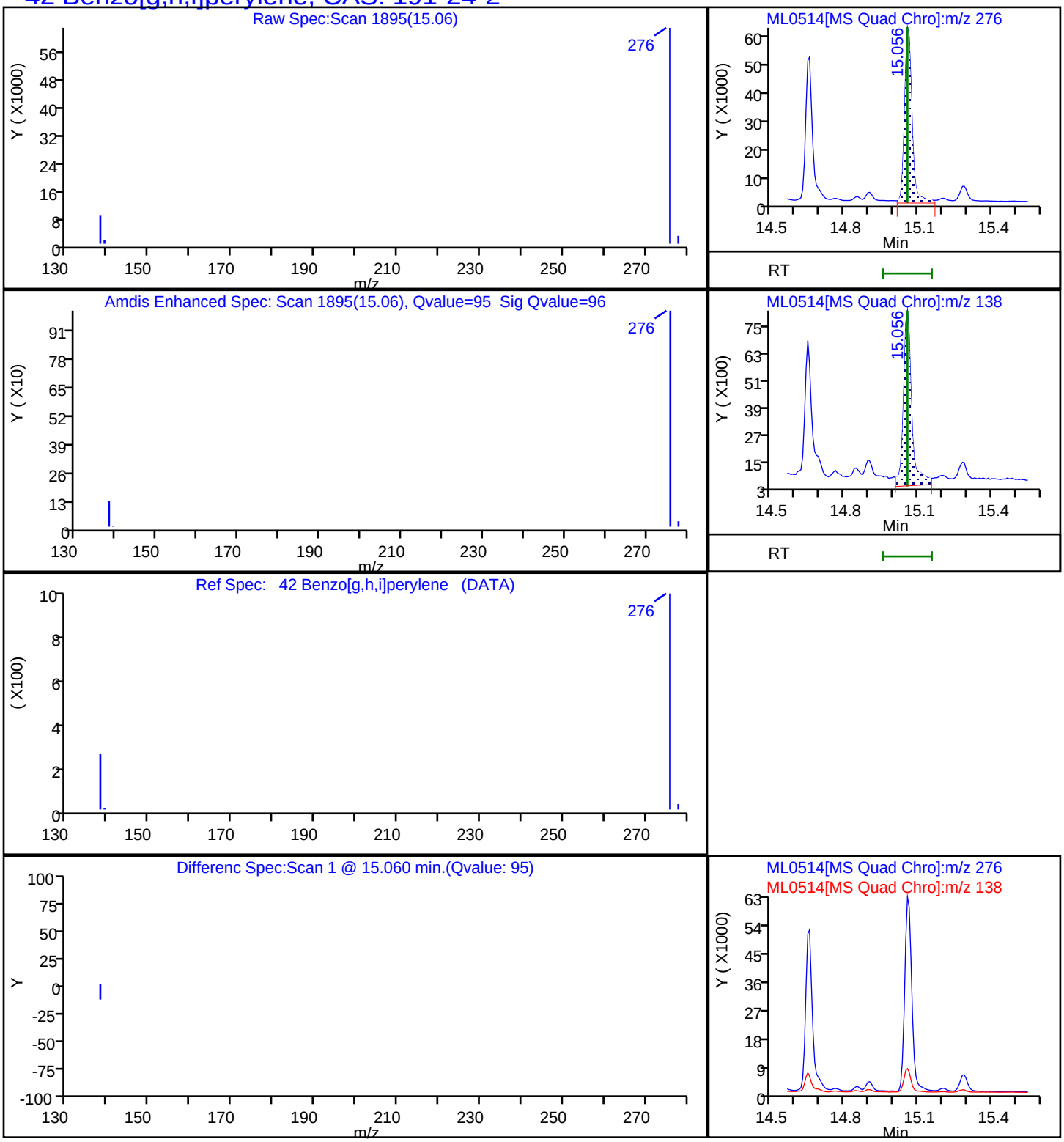

Report Date: 28-Dec-2022 18:53:54 Chrom Revision: 2.3 20-Dec-2022 14:14:06

Eurofins Lancaster Laboratories Environment Testing, LLC

Data File:	\\chromfs\Lancaster\ChromData\HP21585\20221228-74077.b\ML0514.D				
Injection Date:	28-Dec-2022 09:22:32	Instrument ID:	HP21585		
Lims ID:	410-110319-D-9-A	Lab Sample ID:	410-110319-9		
Client ID:	MW-11S-20221220				
Operator ID:	jmg00346	ALS Bottle#:	0	Worklist Smp#:	15
Injection Vol:	1.0 ul	Dil. Factor:	1.0000		
Method:	8270_SIM_HP21585	Limit Group:	MSSV - 8270D_E SIM		
Column:	DB-5MS 20m 0.25mm (0.25 mm)	Detector	MS SCAN		

34 Benzo[k]fluoranthene, CAS: 207-08-9

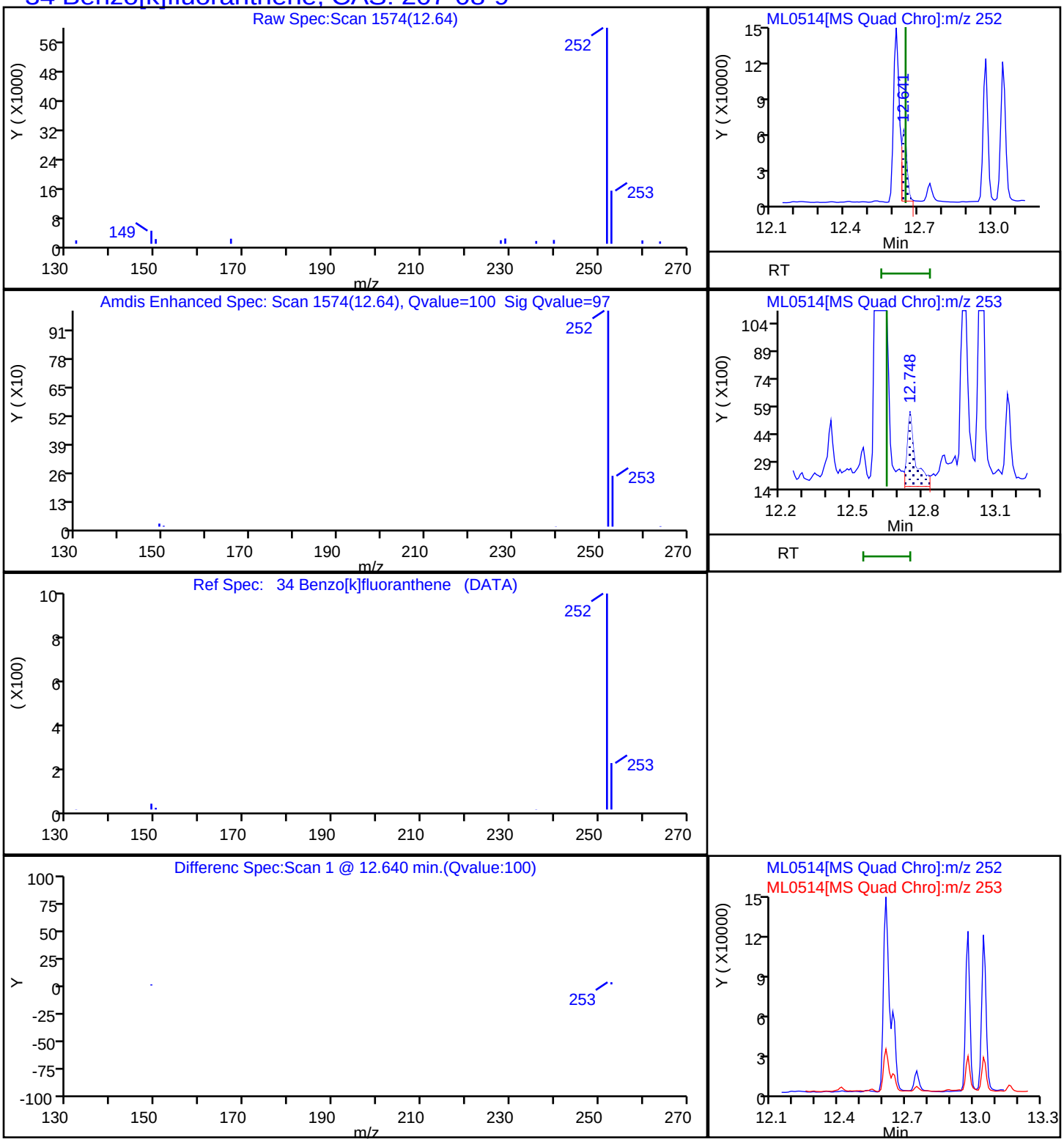

Report Date: 28-Dec-2022 18:53:54 Chrom Revision: 2.3 20-Dec-2022 14:14:06

Eurofins Lancaster Laboratories Environment Testing, LLC

Data File:	\\chromfs\Lancaster\ChromData\HP21585\20221228-74077.b\ML0514.D				
Injection Date:	28-Dec-2022 09:22:32	Instrument ID:	HP21585		
Lims ID:	410-110319-D-9-A	Lab Sample ID:	410-110319-9		
Client ID:	MW-11S-20221220				
Operator ID:	jmg00346	ALS Bottle#:	0	Worklist Smp#:	15
Injection Vol:	1.0 ul	Dil. Factor:	1.0000		
Method:	8270_SIM_HP21585	Limit Group:	MSSV - 8270D_E SIM		
Column:	DB-5MS 20m 0.25mm (0.25 mm)	Detector	MS SCAN		

30 Chrysene, CAS: 218-01-9

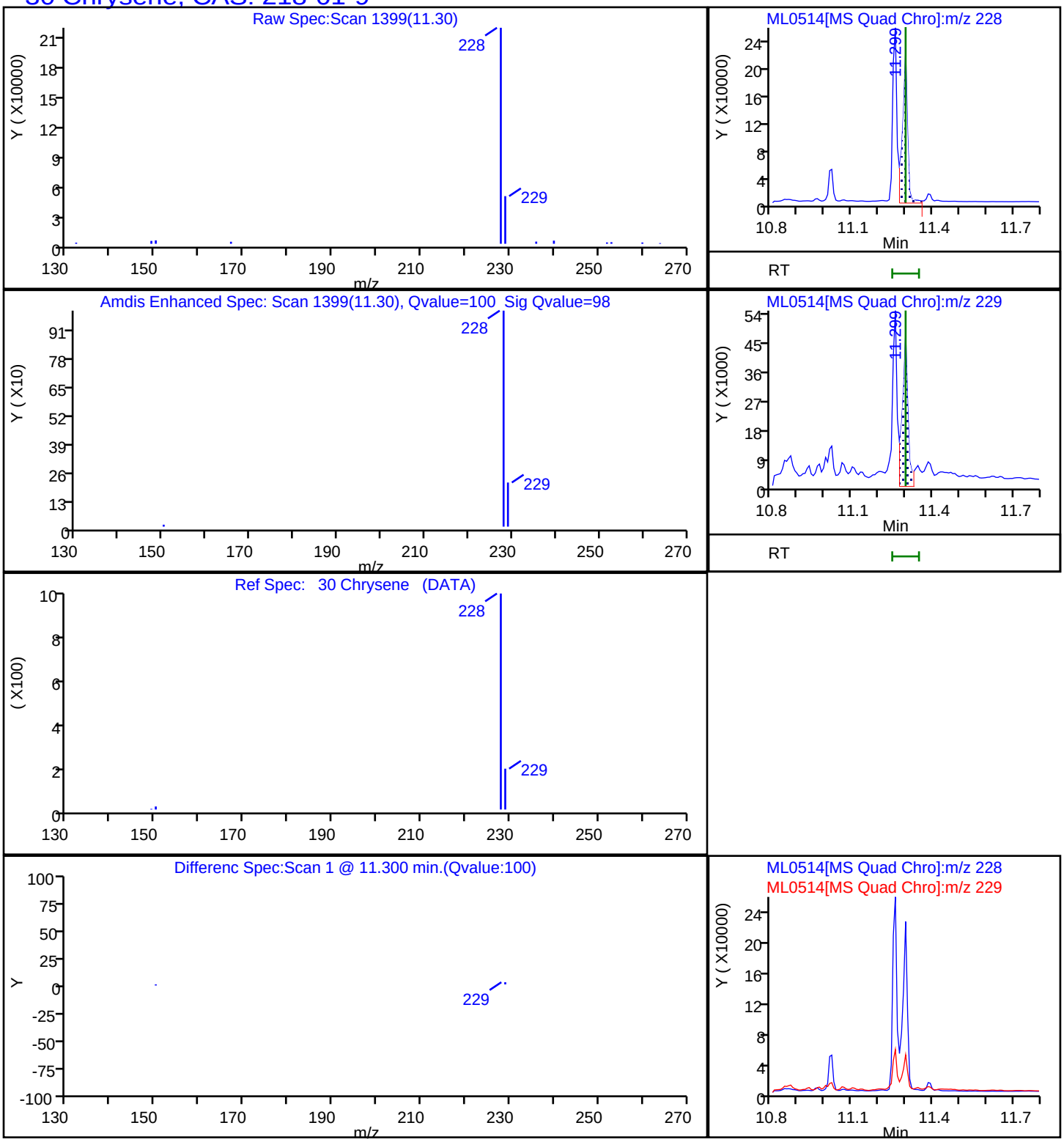

Report Date: 28-Dec-2022 18:53:54 Chrom Revision: 2.3 20-Dec-2022 14:14:06

Eurofins Lancaster Laboratories Environment Testing, LLC

Data File:	\\chromfs\Lancaster\ChromData\HP21585\20221228-74077.b\ML0514.D				
Injection Date:	28-Dec-2022 09:22:32	Instrument ID:	HP21585		
Lims ID:	410-110319-D-9-A	Lab Sample ID:	410-110319-9		
Client ID:	MW-11S-20221220				
Operator ID:	jmg00346	ALS Bottle#:	0	Worklist Smp#:	15
Injection Vol:	1.0 ul	Dil. Factor:	1.0000		
Method:	8270_SIM_HP21585	Limit Group:	MSSV - 8270D_E SIM		
Column:	DB-5MS 20m 0.25mm (0.25 mm)	Detector	MS SCAN		

41 Dibenz(a,h)anthracene, CAS: 53-70-3

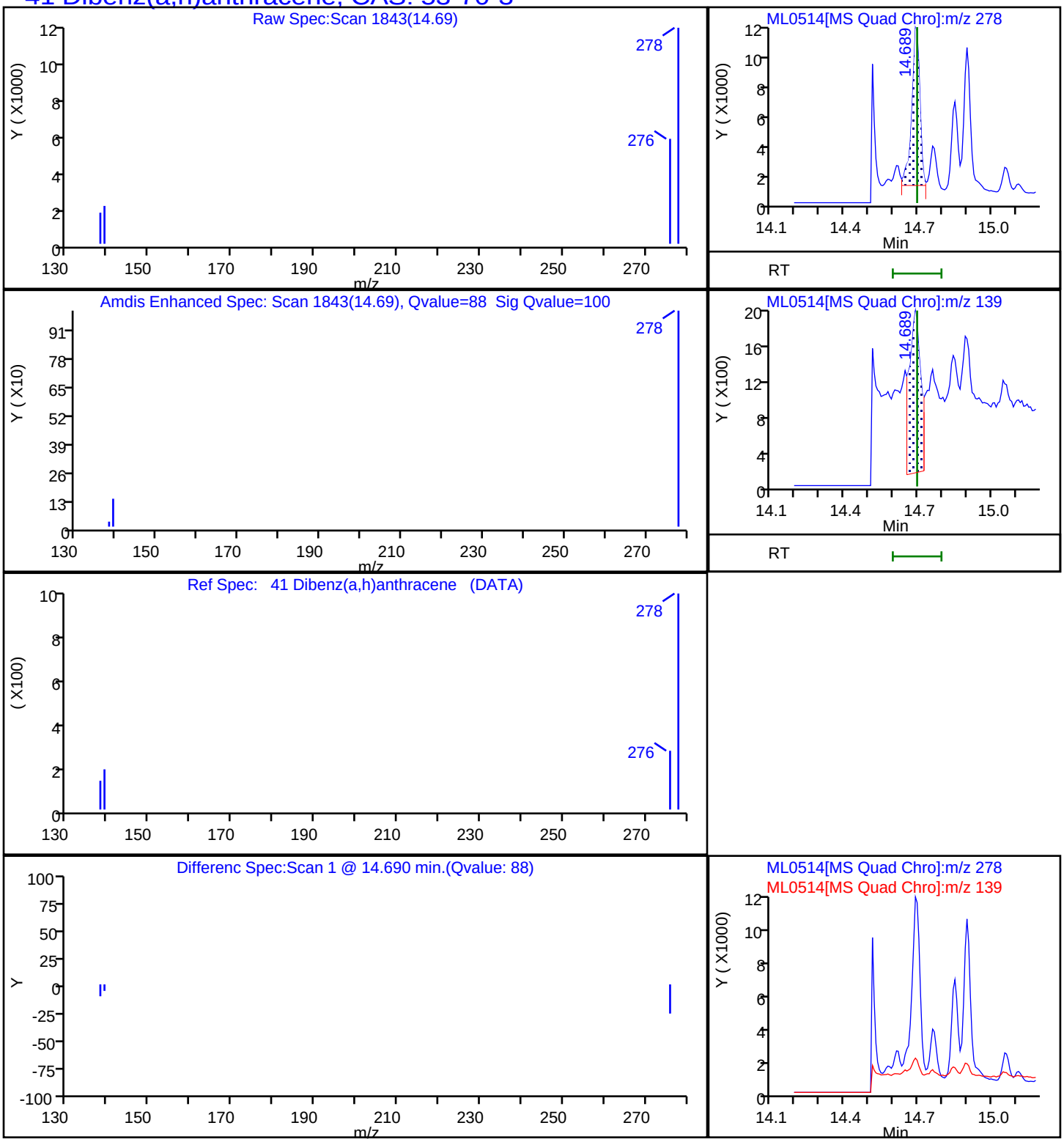

Report Date: 28-Dec-2022 18:53:54 Chrom Revision: 2.3 20-Dec-2022 14:14:06

Eurofins Lancaster Laboratories Environment Testing, LLC

Data File:	\\chromfs\Lancaster\ChromData\HP21585\20221228-74077.b\ML0514.D				
Injection Date:	28-Dec-2022 09:22:32	Instrument ID:	HP21585		
Lims ID:	410-110319-D-9-A	Lab Sample ID:	410-110319-9		
Client ID:	MW-11S-20221220				
Operator ID:	jmg00346	ALS Bottle#:	0	Worklist Smp#:	15
Injection Vol:	1.0 ul	Dil. Factor:	1.0000		
Method:	8270_SIM_HP21585	Limit Group:	MSSV - 8270D_E SIM		
Column:	DB-5MS 20m 0.25mm (0.25 mm)	Detector	MS SCAN		

25 Fluoranthene, CAS: 206-44-0

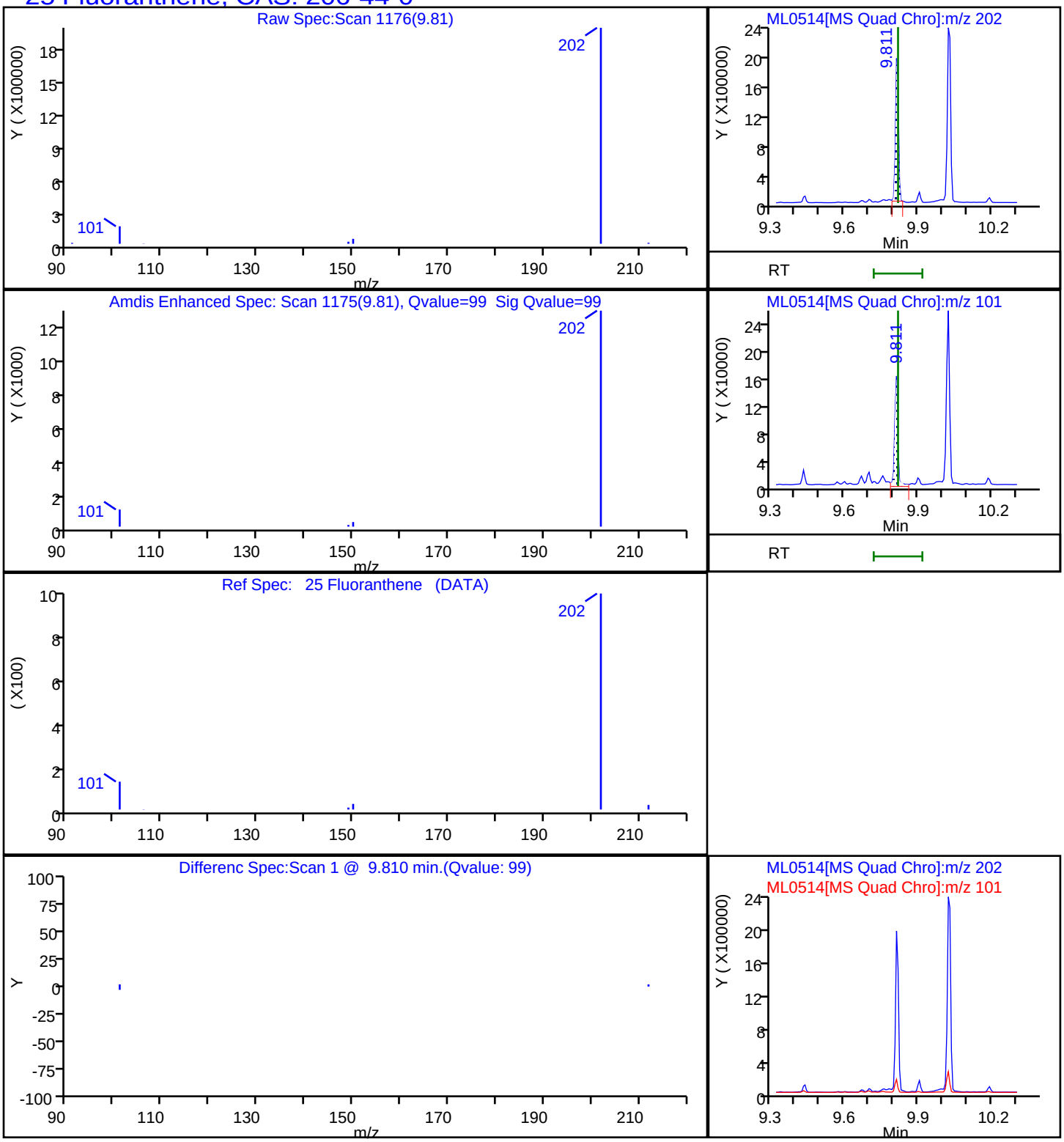

Report Date: 28-Dec-2022 18:53:54 Chrom Revision: 2.3 20-Dec-2022 14:14:06

Eurofins Lancaster Laboratories Environment Testing, LLC

Data File:	\\chromfs\Lancaster\ChromData\HP21585\20221228-74077.b\ML0514.D				
Injection Date:	28-Dec-2022 09:22:32	Instrument ID:	HP21585		
Lims ID:	410-110319-D-9-A	Lab Sample ID:	410-110319-9		
Client ID:	MW-11S-20221220				
Operator ID:	jmg00346	ALS Bottle#:	0	Worklist Smp#:	15
Injection Vol:	1.0 ul	Dil. Factor:	1.0000		
Method:	8270_SIM_HP21585	Limit Group:	MSSV - 8270D_E SIM		
Column:	DB-5MS 20m 0.25mm (0.25 mm)	Detector	MS SCAN		

40 Indeno[1,2,3-cd]pyrene, CAS: 193-39-5

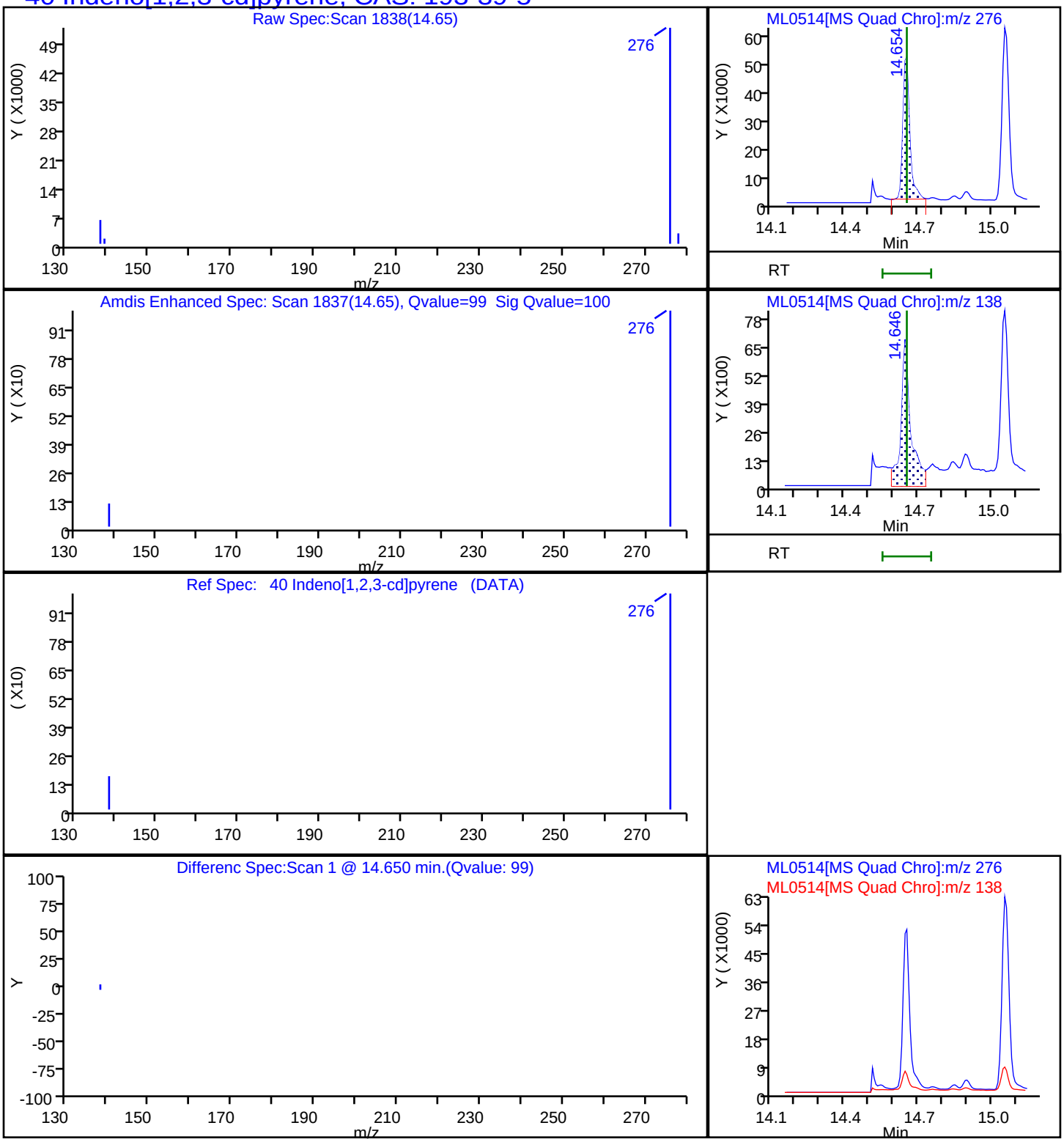

Report Date: 28-Dec-2022 18:53:54 Chrom Revision: 2.3 20-Dec-2022 14:14:06

Eurofins Lancaster Laboratories Environment Testing, LLC

Data File:	\\chromfs\Lancaster\ChromData\HP21585\20221228-74077.b\ML0514.D				
Injection Date:	28-Dec-2022 09:22:32	Instrument ID:	HP21585		
Lims ID:	410-110319-D-9-A	Lab Sample ID:	410-110319-9		
Client ID:	MW-11S-20221220				
Operator ID:	jmg00346	ALS Bottle#:	0	Worklist Smp#:	15
Injection Vol:	1.0 ul	Dil. Factor:	1.0000		
Method:	8270_SIM_HP21585	Limit Group:	MSSV - 8270D_E SIM		
Column:	DB-5MS 20m 0.25mm (0.25 mm)	Detector	MS SCAN		

6 Naphthalene, CAS: 91-20-3

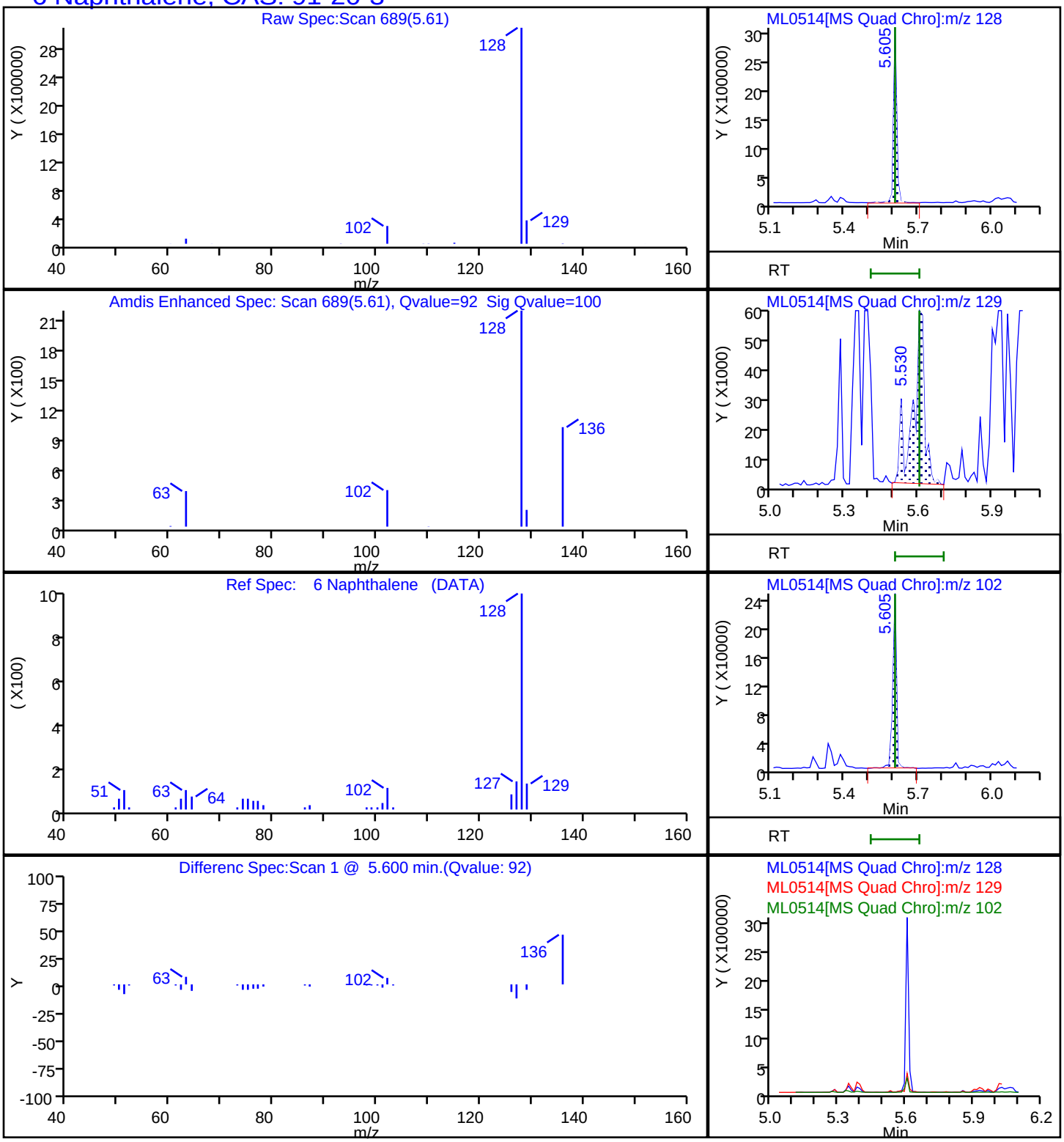

Report Date: 28-Dec-2022 18:53:54 Chrom Revision: 2.3 20-Dec-2022 14:14:06

Eurofins Lancaster Laboratories Environment Testing, LLC

Data File:	\\chromfs\Lancaster\ChromData\HP21585\20221228-74077.b\ML0514.D				
Injection Date:	28-Dec-2022 09:22:32	Instrument ID:	HP21585		
Lims ID:	410-110319-D-9-A	Lab Sample ID:	410-110319-9		
Client ID:	MW-11S-20221220				
Operator ID:	jmg00346	ALS Bottle#:	0	Worklist Smp#:	15
Injection Vol:	1.0 ul	Dil. Factor:	1.0000		
Method:	8270_SIM_HP21585	Limit Group:	MSSV - 8270D_E SIM		
Column:	DB-5MS 20m 0.25mm (0.25 mm)	Detector	MS SCAN		

26 Pyrene, CAS: 129-00-0

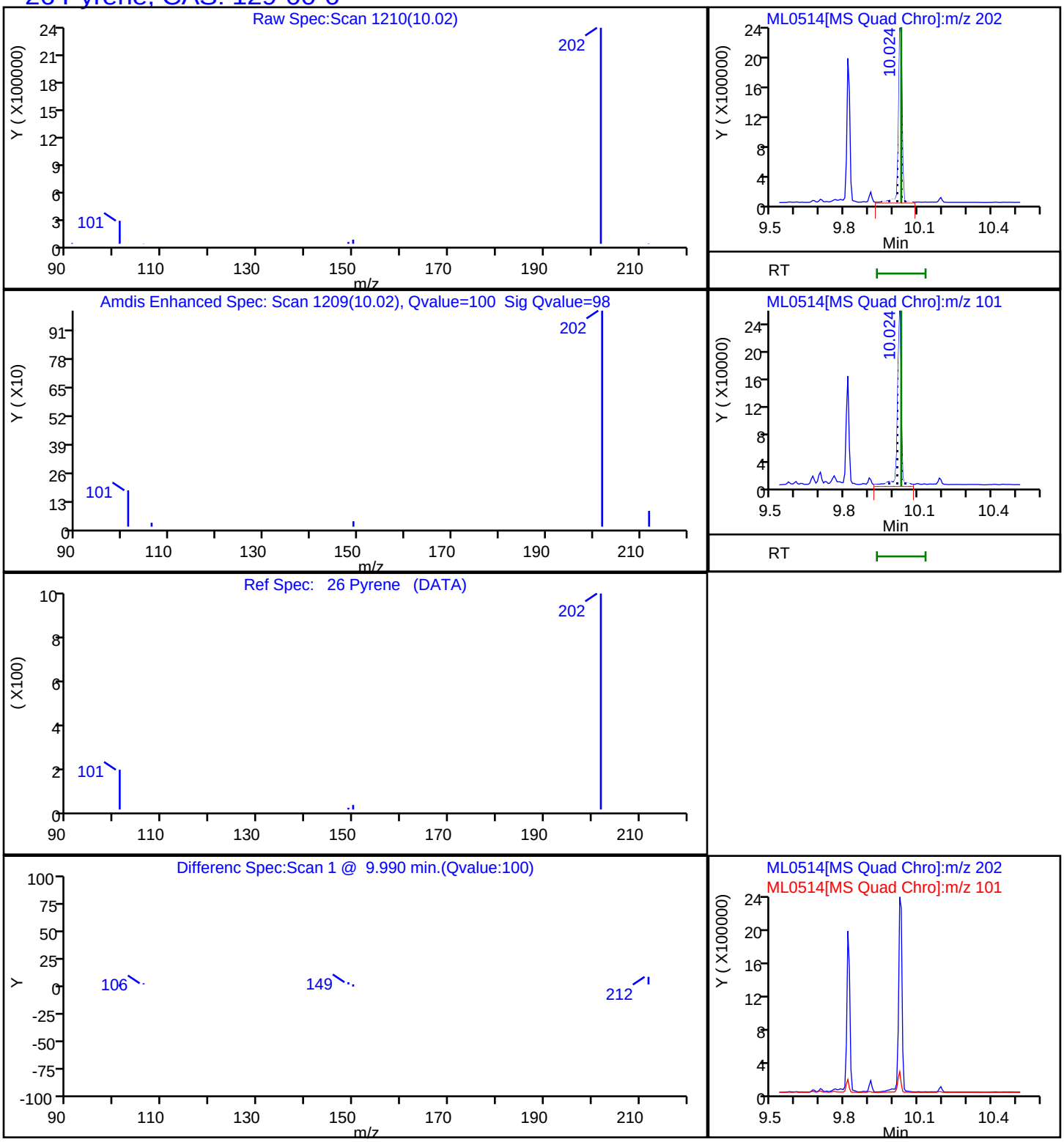

Manual Integration/User Assign Peak Report

Eurofins Lancaster Laboratories Environment Testing, LLC

Data File:	\\chromfs\Lancaster\ChromData\HP21585\20221228-74077.b\ML0514.D				
Injection Date:	28-Dec-2022 09:22:32	Instrument ID:	HP21585		
Lims ID:	410-110319-D-9-A	Lab Sample ID:	410-110319-9		
Client ID:	MW-11S-20221220				
Operator ID:	jmg00346	ALS Bottle#:	0	Worklist Smp#:	15
Injection Vol:	1.0 ul	Dil. Factor:	1.0000		
Method:	8270_SIM_HP21585	Limit Group:	MSSV - 8270D_E SIM		
Column:	DB-5MS 20m 0.25mm (0.25 mm)	Detector	MS SCAN		

12 Acenaphthylene, CAS: 208-96-8

Signal: 1

Processing Integration Results

RT: 7.20
Area: 267642
Amount: 0.214047
Amount Units: ug/ml

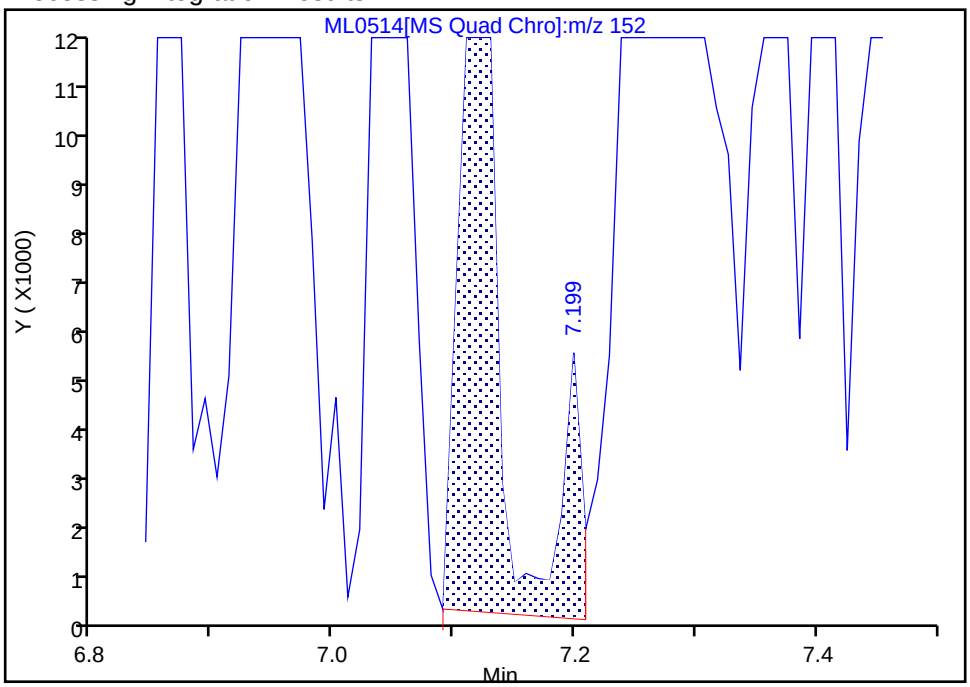

Manual Integration Results

RT: 7.12
Area: 266705
Amount: 0.213298
Amount Units: ug/ml

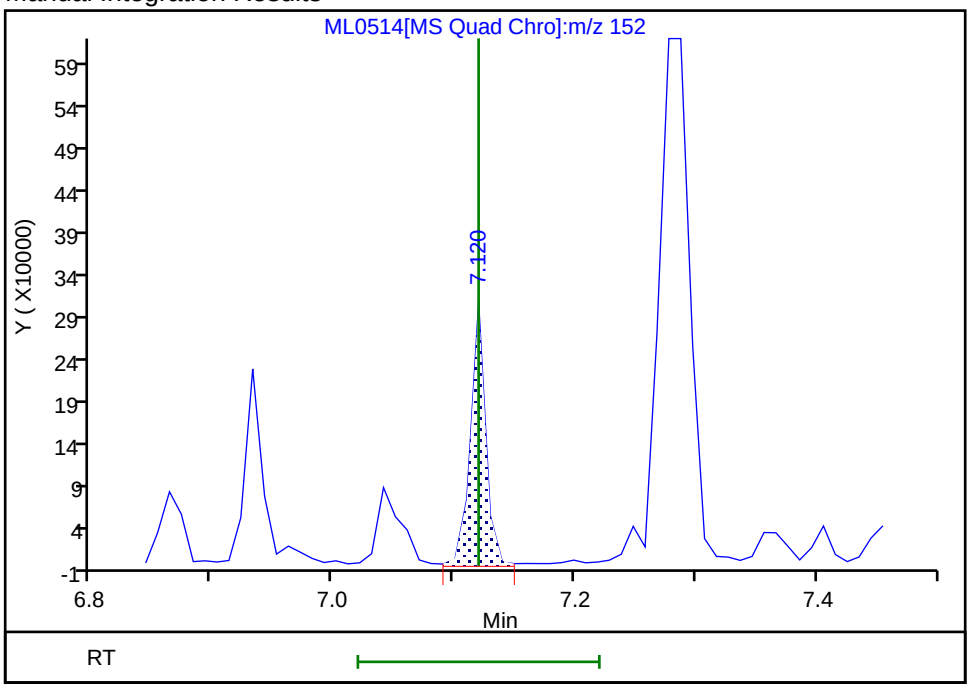

Reviewer: UJM0, 28-Dec-2022 09:43:38
Audit Action: Manually Integrated Audit Reason: Baseline

Manual Integration/User Assign Peak Report

Eurofins Lancaster Laboratories Environment Testing, LLC

Data File:	\\chromfs\Lancaster\ChromData\HP21585\20221228-74077.b\ML0514.D				
Injection Date:	28-Dec-2022 09:22:32	Instrument ID:	HP21585		
Lims ID:	410-110319-D-9-A	Lab Sample ID:	410-110319-9		
Client ID:	MW-11S-20221220				
Operator ID:	jmg00346	ALS Bottle#:	0	Worklist Smp#:	15
Injection Vol:	1.0 ul	Dil. Factor:	1.0000		
Method:	8270_SIM_HP21585	Limit Group:	MSSV - 8270D_E SIM		
Column:	DB-5MS 20m 0.25mm (0.25 mm)	Detector	MS SCAN		

37 Benzo[a]pyrene, CAS: 50-32-8

Signal: 1

Processing Integration Results

RT: 12.98
Area: 155199
Amount: 0.092978
Amount Units: ug/ml

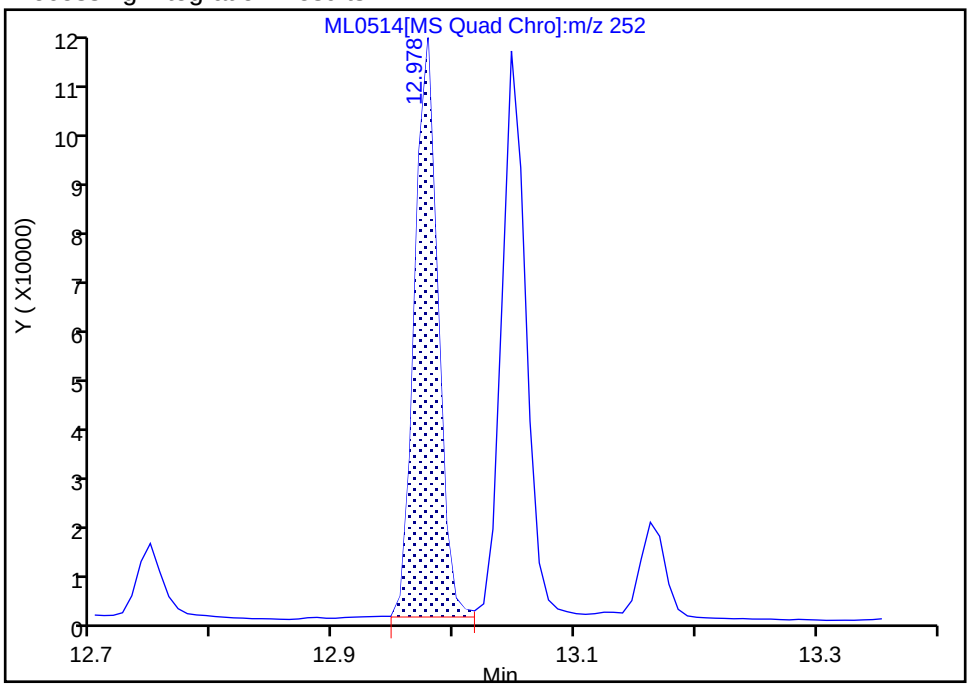

Manual Integration Results

RT: 13.05
Area: 159720
Amount: 0.095686
Amount Units: ug/ml

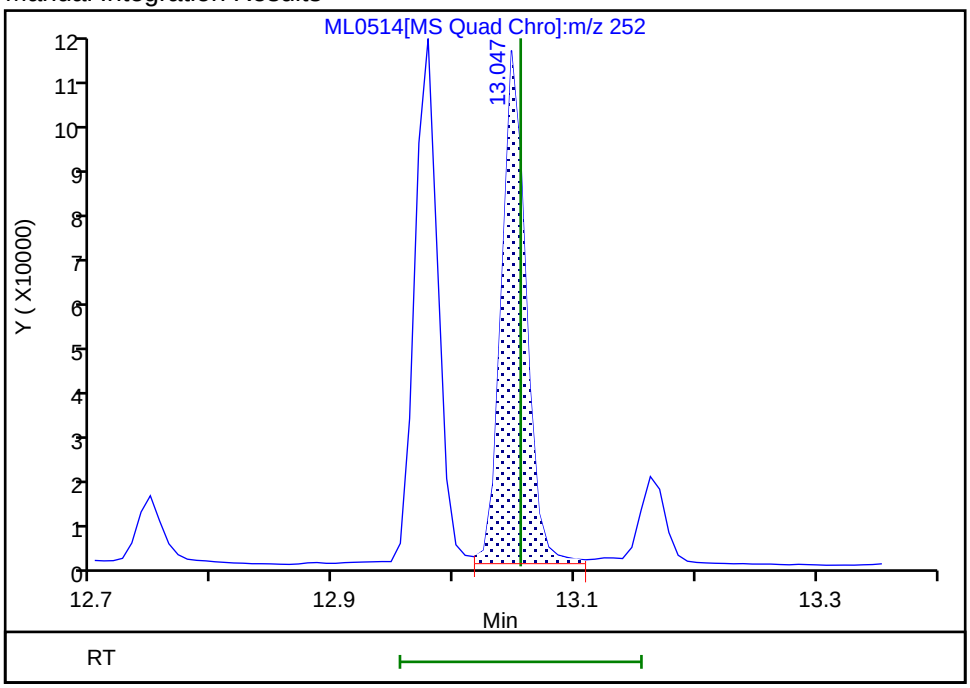

Reviewer: UJM0, 28-Dec-2022 09:44:30
Audit Action: Assigned Compound ID Audit Reason: Baseline

Manual Integration/User Assign Peak Report

Eurofins Lancaster Laboratories Environment Testing, LLC

Data File:	\\chromfs\Lancaster\ChromData\HP21585\20221228-74077.b\ML0514.D				
Injection Date:	28-Dec-2022 09:22:32	Instrument ID:	HP21585		
Lims ID:	410-110319-D-9-A	Lab Sample ID:	410-110319-9		
Client ID:	MW-11S-20221220				
Operator ID:	jmg00346	ALS Bottle#:	0	Worklist Smp#:	15
Injection Vol:	1.0 ul	Dil. Factor:	1.0000		
Method:	8270_SIM_HP21585	Limit Group:	MSSV - 8270D_E SIM		
Column:	DB-5MS 20m 0.25mm (0.25 mm)	Detector	MS SCAN		

33 Benzo[b]fluoranthene, CAS: 205-99-2

Signal: 1

Processing Integration Results

RT: 12.61
Area: 310101
Amount: 0.169427
Amount Units: ug/ml

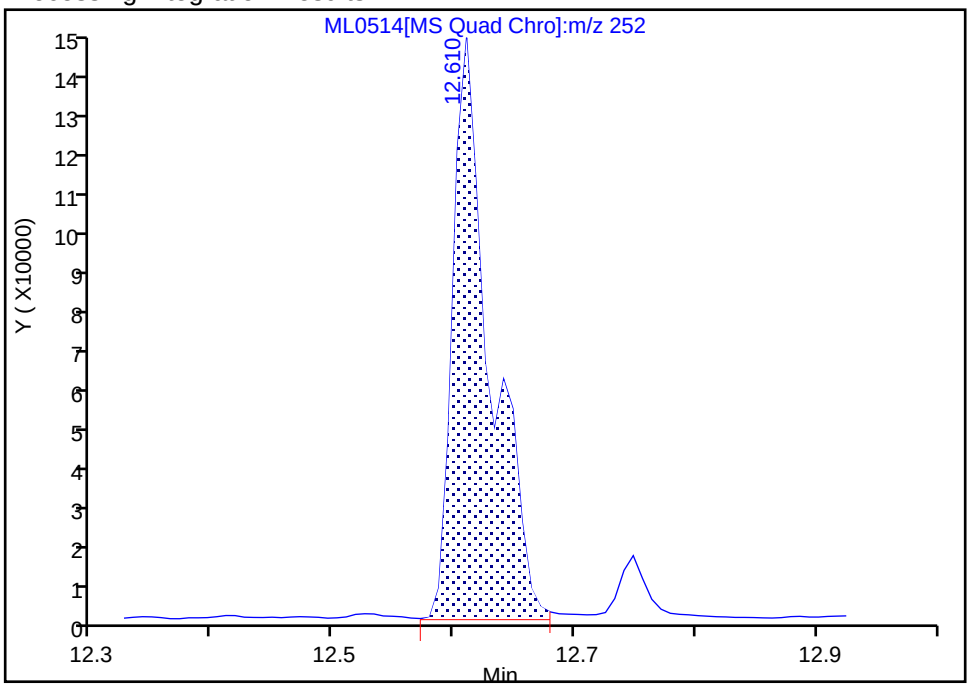

Manual Integration Results

RT: 12.61
Area: 231690
Amount: 0.126586
Amount Units: ug/ml

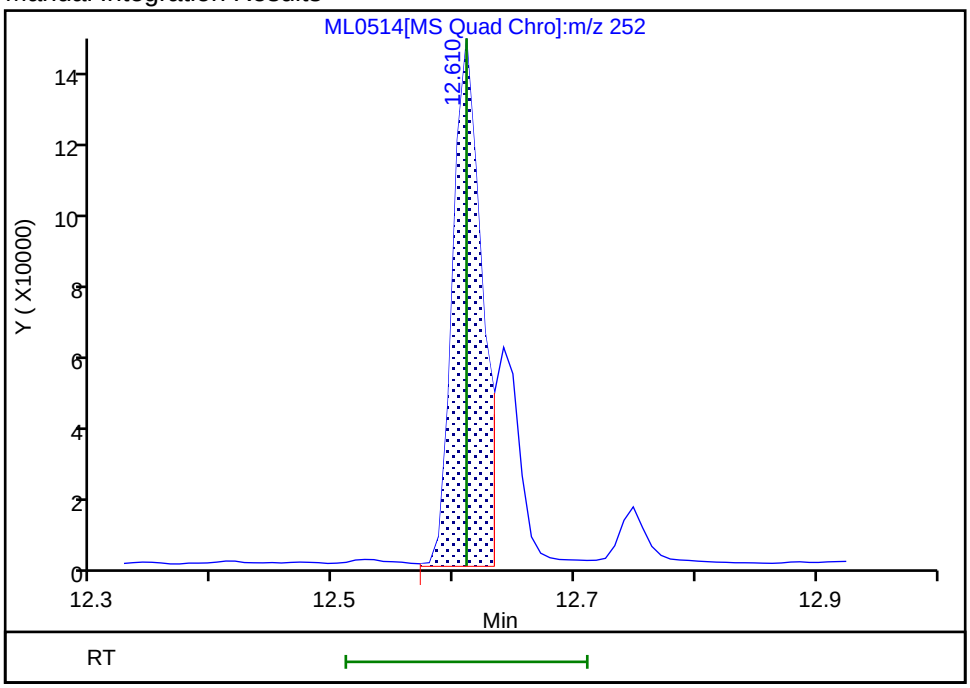

Reviewer: UJM0, 28-Dec-2022 09:44:15
Audit Action: Manually Integrated Audit Reason: Baseline

Manual Integration/User Assign Peak Report

Eurofins Lancaster Laboratories Environment Testing, LLC

Data File:	\\chromfs\Lancaster\ChromData\HP21585\20221228-74077.b\ML0514.D				
Injection Date:	28-Dec-2022 09:22:32	Instrument ID:	HP21585		
Lims ID:	410-110319-D-9-A	Lab Sample ID:	410-110319-9		
Client ID:	MW-11S-20221220				
Operator ID:	jmg00346	ALS Bottle#:	0	Worklist Smp#:	15
Injection Vol:	1.0 ul	Dil. Factor:	1.0000		
Method:	8270_SIM_HP21585	Limit Group:	MSSV - 8270D_E SIM		
Column:	DB-5MS 20m 0.25mm (0.25 mm)	Detector	MS SCAN		

34 Benzo[k]fluoranthene, CAS: 207-08-9

Signal: 1

Processing Integration Results

RT: 12.75
Area: 30770
Amount: 0.015752
Amount Units: ug/ml

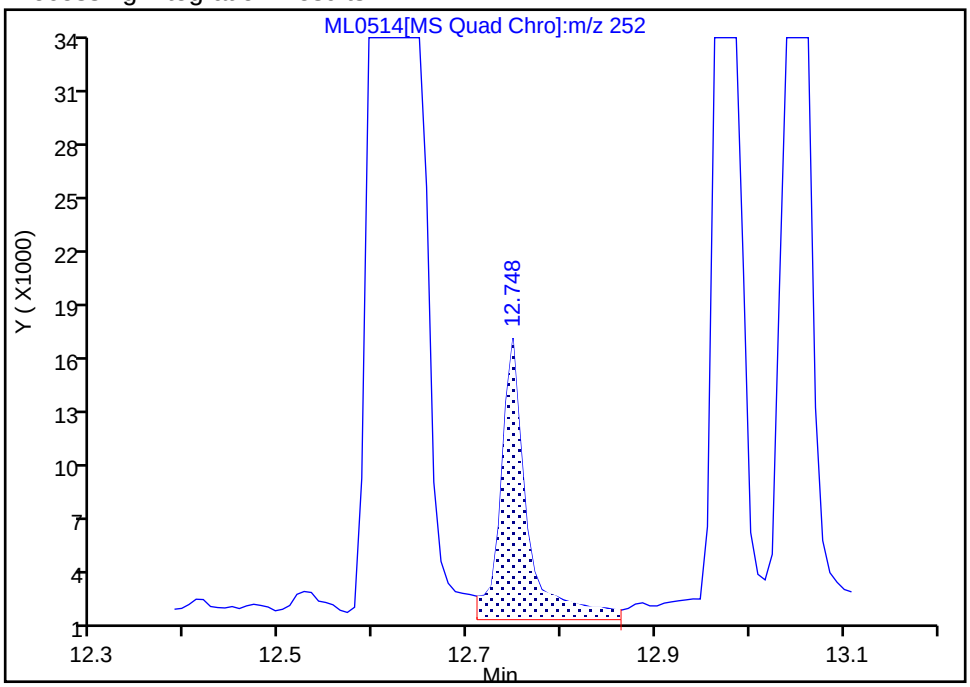

Manual Integration Results

RT: 12.64
Area: 74727
Amount: 0.038256
Amount Units: ug/ml

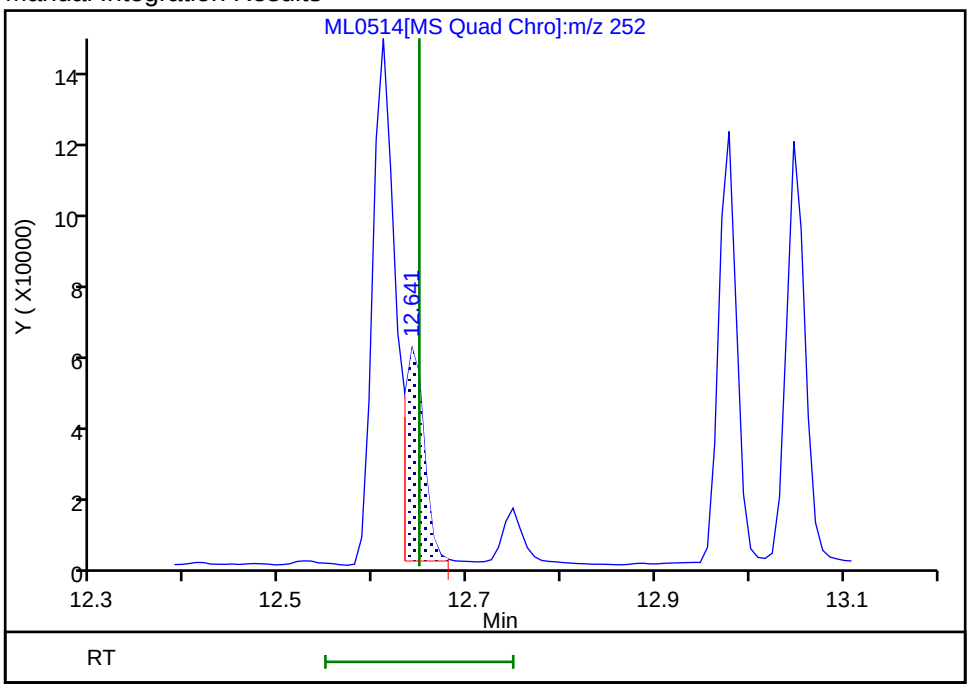

Reviewer: UJM0, 28-Dec-2022 09:44:24
Audit Action: Manually Integrated Audit Reason: Baseline

Manual Integration/User Assign Peak Report

Eurofins Lancaster Laboratories Environment Testing, LLC

Data File:	\\chromfs\Lancaster\ChromData\HP21585\20221228-74077.b\ML0514.D				
Injection Date:	28-Dec-2022 09:22:32	Instrument ID:	HP21585		
Lims ID:	410-110319-D-9-A	Lab Sample ID:	410-110319-9		
Client ID:	MW-11S-20221220				
Operator ID:	jmg00346	ALS Bottle#:	0	Worklist Smp#:	15
Injection Vol:	1.0 ul	Dil. Factor:	1.0000		
Method:	8270_SIM_HP21585	Limit Group:	MSSV - 8270D_E SIM		
Column:	DB-5MS 20m 0.25mm (0.25 mm)	Detector	MS SCAN		

41 Dibenz(a,h)anthracene, CAS: 53-70-3

Signal: 1

Processing Integration Results

RT: 14.69
Area: 29513
Amount: 0.017915
Amount Units: ug/ml

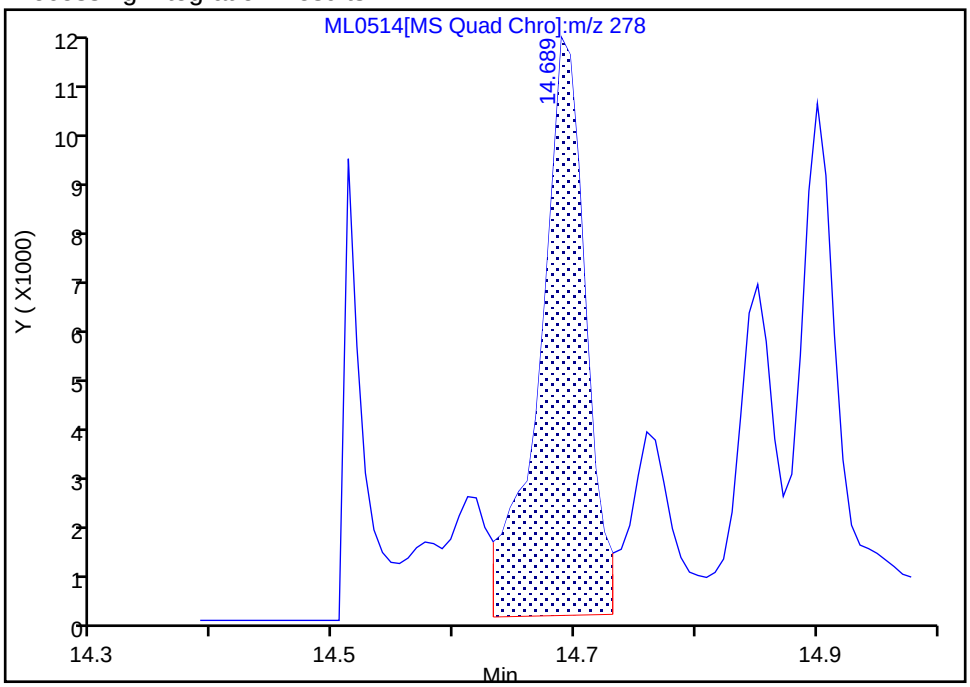

Manual Integration Results

RT: 14.69
Area: 22987
Amount: 0.013954
Amount Units: ug/ml

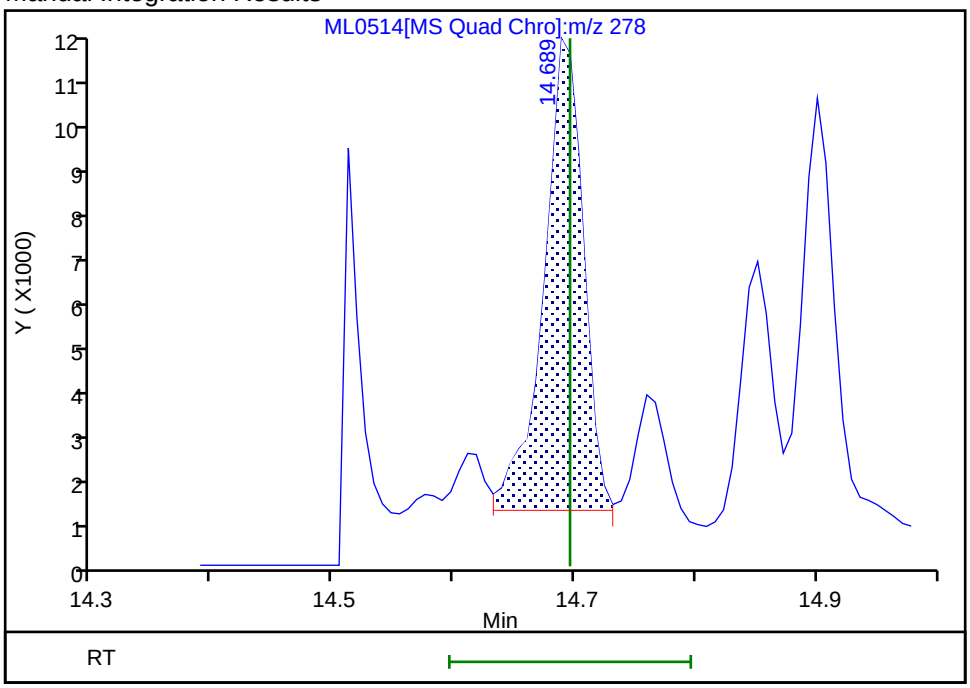

Reviewer: UJM0, 28-Dec-2022 09:44:42

Audit Action: Manually Integrated Audit Reason: Baseline

Manual Integration/User Assign Peak Report

Eurofins Lancaster Laboratories Environment Testing, LLC

Data File:	\\chromfs\Lancaster\ChromData\HP21585\20221228-74077.b\ML0514.D				
Injection Date:	28-Dec-2022 09:22:32	Instrument ID:	HP21585		
Lims ID:	410-110319-D-9-A	Lab Sample ID:	410-110319-9		
Client ID:	MW-11S-20221220				
Operator ID:	jmg00346	ALS Bottle#:	0	Worklist Smp#:	15
Injection Vol:	1.0 ul	Dil. Factor:	1.0000		
Method:	8270_SIM_HP21585	Limit Group:	MSSV - 8270D_E SIM		
Column:	DB-5MS 20m 0.25mm (0.25 mm)	Detector	MS SCAN		

25 Fluoranthene, CAS: 206-44-0

Signal: 1

Processing Integration Results

RT: 9.81
Area: 1852391
Amount: 1.295052
Amount Units: ug/ml

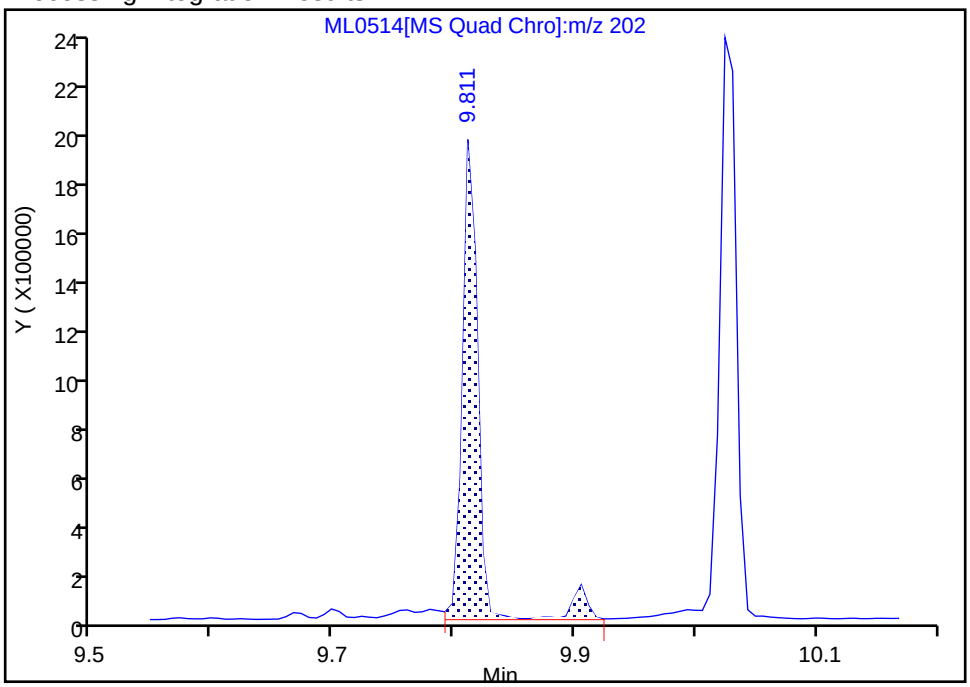

Manual Integration Results

RT: 9.81
Area: 1646452
Amount: 1.151075
Amount Units: ug/ml

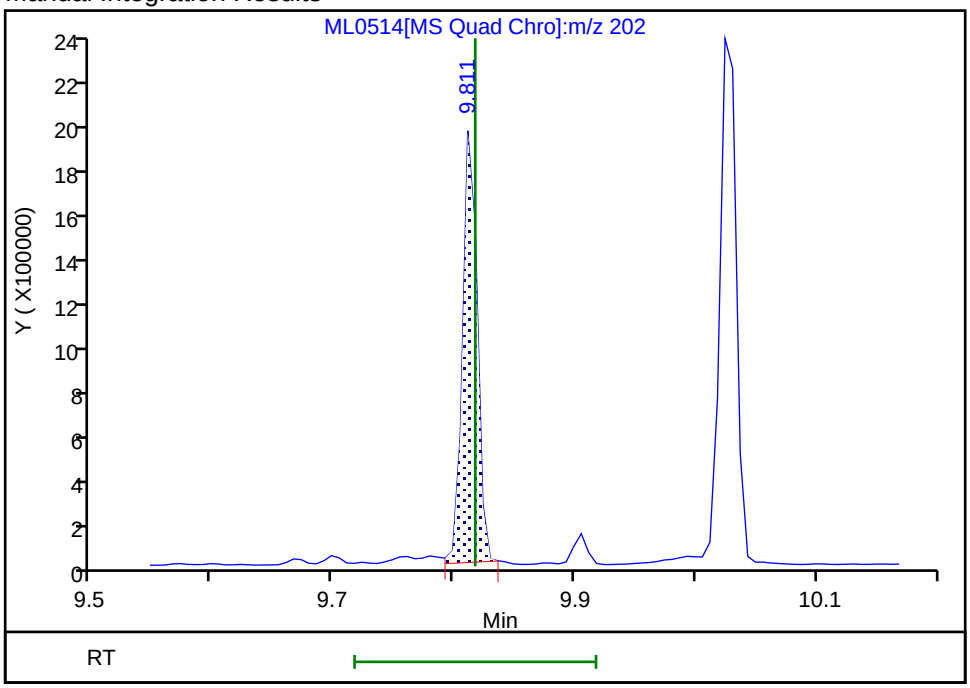

Reviewer: UJM0, 28-Dec-2022 09:44:02

Audit Action: Manually Integrated Audit Reason: Baseline

Manual Integration/User Assign Peak Report

Eurofins Lancaster Laboratories Environment Testing, LLC

Data File:	\\chromfs\Lancaster\ChromData\HP21585\20221228-74077.b\ML0514.D				
Injection Date:	28-Dec-2022 09:22:32	Instrument ID:	HP21585		
Lims ID:	410-110319-D-9-A	Lab Sample ID:	410-110319-9		
Client ID:	MW-11S-20221220				
Operator ID:	jmg00346	ALS Bottle#:	0	Worklist Smp#:	15
Injection Vol:	1.0 ul	Dil. Factor:	1.0000		
Method:	8270_SIM_HP21585	Limit Group:	MSSV - 8270D_E SIM		
Column:	DB-5MS 20m 0.25mm (0.25 mm)	Detector	MS SCAN		

40 Indeno[1,2,3-cd]pyrene, CAS: 193-39-5

Signal: 1

Processing Integration Results

RT: 14.65
Area: 115843
Amount: 0.081652
Amount Units: ug/ml

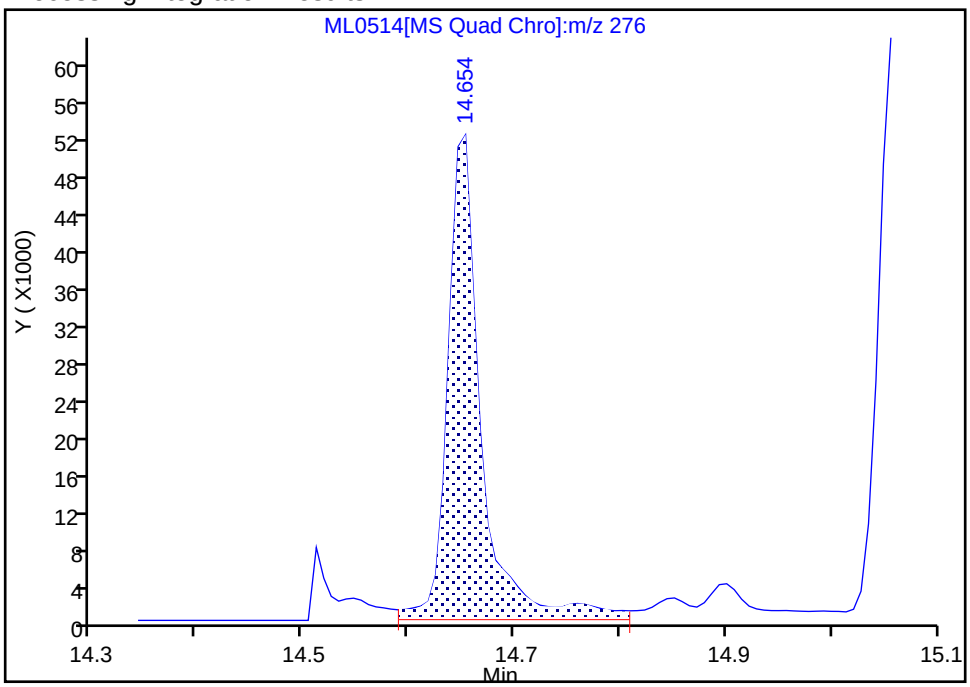

Manual Integration Results

RT: 14.65
Area: 100944
Amount: 0.071150
Amount Units: ug/ml

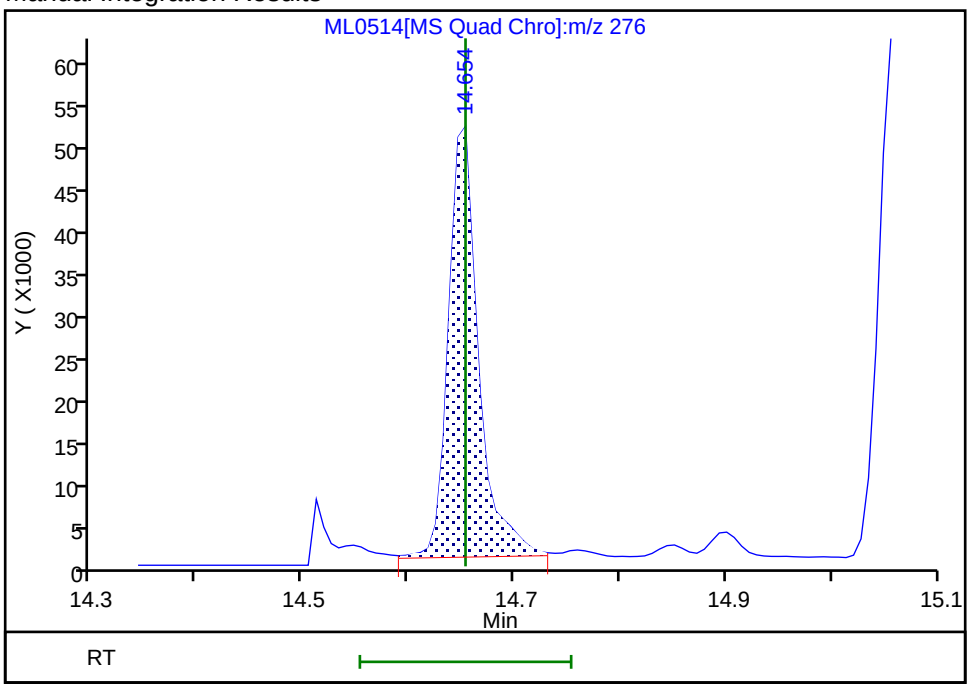

Reviewer: UJM0, 28-Dec-2022 09:44:36

Audit Action: Manually Integrated Audit Reason: Baseline

Manual Integration/User Assign Peak Report

Eurofins Lancaster Laboratories Environment Testing, LLC

Data File:	\\chromfs\Lancaster\ChromData\HP21585\20221228-74077.b\ML0514.D				
Injection Date:	28-Dec-2022 09:22:32	Instrument ID:	HP21585		
Lims ID:	410-110319-D-9-A	Lab Sample ID:	410-110319-9		
Client ID:	MW-11S-20221220				
Operator ID:	jmg00346	ALS Bottle#:	0	Worklist Smp#:	15
Injection Vol:	1.0 ul	Dil. Factor:	1.0000		
Method:	8270_SIM_HP21585	Limit Group:	MSSV - 8270D_E SIM		
Column:	DB-5MS 20m 0.25mm (0.25 mm)	Detector	MS SCAN		

$ 24 Fluoranthene-d10 (Surr), CAS: 93951-69-0

Signal: 1

Processing Integration Results

RT: 9.80
Area: 258198
Amount: 0.222598
Amount Units: ug/ml

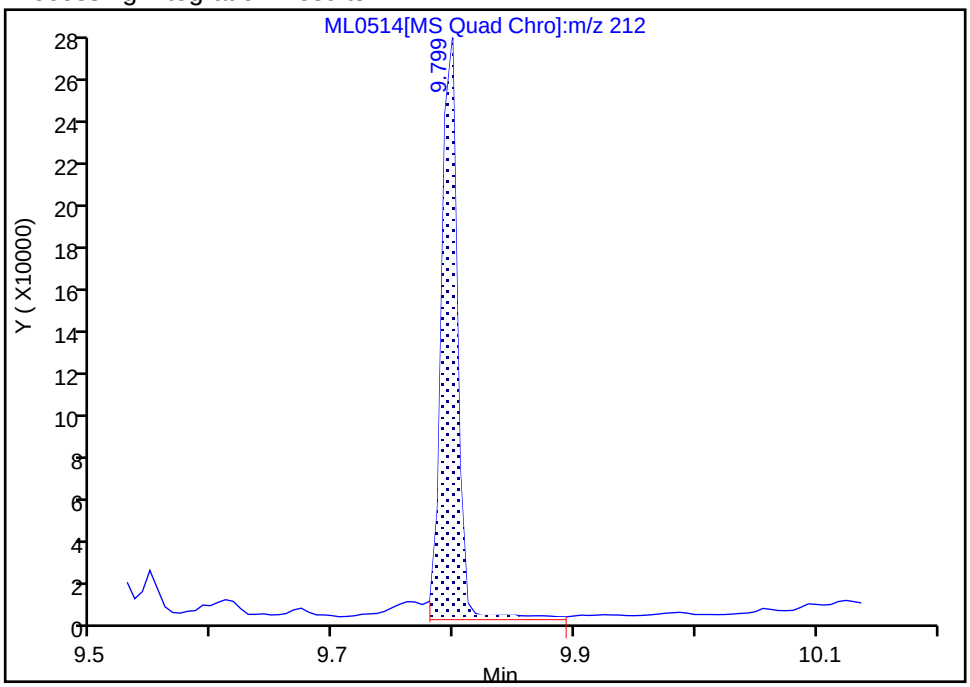

Manual Integration Results

RT: 9.80
Area: 246755
Amount: 0.212733
Amount Units: ug/ml

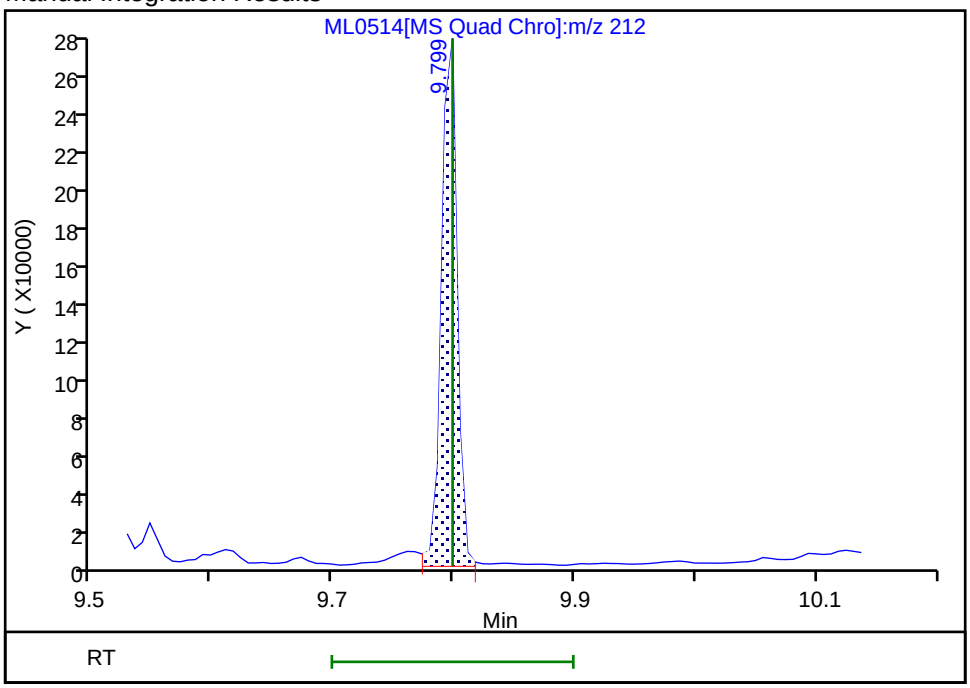

Reviewer: UJM0, 28-Dec-2022 09:43:54
Audit Action: Manually Integrated Audit Reason: Baseline

FORM I
GC/MS SEMI VOA ORGANICS ANALYSIS DATA SHEET

Lab Name: Eurofins Lancaster Laboratories Environment Testing, LLC
Job No.: 410-110319-1

SDG No.:

Client Sample ID: MW-11S-20221220 DL
Lab Sample ID: 410-110319-9 DL

Matrix: Groundwater
Lab File ID: ML0514a.D

Analysis Method: 8270E SIM
Date Collected: 12/20/2022 12:12

Extract. Method: 3510C
Date Extracted: 12/27/2022 16:45

Sample wt/vol: 249.7(mL)
Date Analyzed: 12/28/2022 11:31

Con. Extract Vol.: 1(mL)
Dilution Factor: 10

Injection Volume: 1(uL)
GC Column: DB-5MS 30m 0.25 ID: 0.25(mm)

% Moisture: % Solids:
GPC Cleanup:(Y/N) N

Cleanup Factor:
Level: (low/med) Low

Analysis Batch No.: 330631
Units: ug/L

CAS NO.	COMPOUND NAME	RESULT	Q	RL	MDL
83-32-9	Acenaphthene	50		0.50	0.10
86-73-7	Fluorene	12		0.50	0.10
85-01-8	Phenanthrene	19		0.70	0.30

CAS NO.	SURROGATE	%REC	Q	LIMITS
63466-71-7	Benzo(a)pyrene-d12 (Surr)	69		10-110
38072-94-5	1-Methylnaphthalene-d10 (Surr)	89		36-111
93951-69-0	Fluoranthene-d10 (Surr)	87		47-128

Eurofins Lancaster Laboratories Environment Testing, LLC
Target Compound Quantitation Report

Data File:	\\chromfs\Lancaster\ChromData\HP21585\20221228-74077.b\ML0514a.D				
Lims ID:	410-110319-D-9-A DL				
Client ID:	MW-11S-20221220				
Sample Type:	Client				
Inject. Date:	28-Dec-2022 11:31:36	ALS Bottle#:	0	Worklist Smp#:	32
Injection Vol:	1.0 ul	Dil. Factor:	10.0000		
Sample Info:	410-110319-D-9-A				
Misc. Info.:	410-0074077-032				
Operator ID:	jmg00346	Instrument ID:	HP21585		
Method:	\\chromfs\Lancaster\ChromData\HP21585\20221228-74077.b\8270_SIM_HP21585.m				
Limit Group:	MSSV - 8270D_E SIM				
Last Update:	28-Dec-2022 19:46:07	Calib Date:	28-Jul-2022 21:32:00		
Integrator:	Falcon	ID Type:	Deconvolution ID		
Quant Method:	Internal Standard	Quant By:	Initial Calibration		
Last ICal File:	\\chromfs\Lancaster\ChromData\HP21585\20220728-62933.b\MG1356.D				
Column 1 :	DB-5MS 20m 0.25mm (0.25 mm)		Det: MS SCAN		
Process Host:	CTX1637				

First Level Reviewer: SJ89 Date: 28-Dec-2022 19:46:07

Compound	Sig	RT (min.)	Adj RT (min.)	Dlt RT (min.)	Q	Response	OnCol Amt ug/ml	Flags
* 4 1,4-Dichlorobenzene-d4	152	4.368	4.368	0.000	94	83570	0.2500	
* 5 Naphthalene-d8	136	5.593	5.593	0.000	91	255941	0.2500	
6 Naphthalene	128	5.605	5.605	0.000	93	289423	0.2262	
$ 9 1-Methylnaphthalene-d10	152	6.323	6.342	0.001	96	13032	0.0223	
12 Acenaphthylene	152	7.120	7.120	0.000	62	26522	0.0217	
* 13 Acenaphthene-d10	164	7.258	7.258	0.000	86	151019	0.2500	
14 Acenaphthene	154	7.288	7.288	0.000	87	952353	1.26	
17 Fluorene	166	7.774	7.774	0.000	99	259587	0.2916	M
* 20 Phenanthrene-d10	188	8.664	8.663	0.001	97	278162	0.2500	
21 Phenanthrene	178	8.687	8.687	0.000	100	647494	0.4854	
22 Anthracene	178	8.734	8.734	0.000	100	121640	0.0978	
$ 24 Fluoranthene-d10 (Surr)	212	9.799	9.799	0.000	97	25441	0.0217	
25 Fluoranthene	202	9.818	9.818	0.001	99	176715	0.1223	M
26 Pyrene	202	10.031	10.031	0.000	98	244709	0.1453	
28 Benzo[a]anthracene	228	11.261	11.260	0.001	100	26150	0.0194	
* 29 Chrysene-d12	240	11.268	11.276	-0.008	57	257286	0.2500	
30 Chrysene	228	11.299	11.299	0.000	100	27792	0.0184	
33 Benzo[b]fluoranthene	252	12.610	12.610	0.000	100	20814	0.0126	
34 Benzo[k]fluoranthene	252	12.649	12.649	0.000	100	9436	0.005344	
$ 36 Benzo(a)pyrene-d12 (Surr)	264	13.017	13.024	-0.007	98	19372	0.0172	
37 Benzo[a]pyrene	252	13.055	13.047	0.000	100	14516	0.009620	
* 38 Perylene-d12	264	13.132	13.132	0.000	99	304583	0.2500	
40 Indeno[1,2,3-cd]pyrene	276	14.654	14.654	0.000	99	9329	0.007274	M
42 Benzo[g,h,i]perylene	276	15.063	15.063	0.007	95	11765	0.007156	M

QC Flag Legend

Processing Flags

Review Flags

M - Manually Integrated

Reagents:

MSS_RVSIM_IS_00033	Amount Added: 10.00	Units: uL	Run Reagent

Report Date: 28-Dec-2022 19:46:20 Chrom Revision: 2.3 20-Dec-2022 14:14:06

Eurofins Lancaster Laboratories Environment Testing, LLC

Data File:	\\chromfs\Lancaster\ChromData\HP21585\20221228-74077.b\ML0514a.D				
Injection Date:	28-Dec-2022 11:31:36	Instrument ID:	HP21585	Operator ID:	jmg00346
Lims ID:	410-110319-D-9-A DL	Lab Sample ID:	410-110319-9	Worklist Smp#:	32
Client ID:	MW-11S-20221220				
Injection Vol:	1.0 ul	Dil. Factor:	10.0000	ALS Bottle#:	0
Method:	8270_SIM_HP21585	Limit Group:	MSSV - 8270D_E SIM		

Column: DB-5MS 20m 0.25mm (0.25 mm)

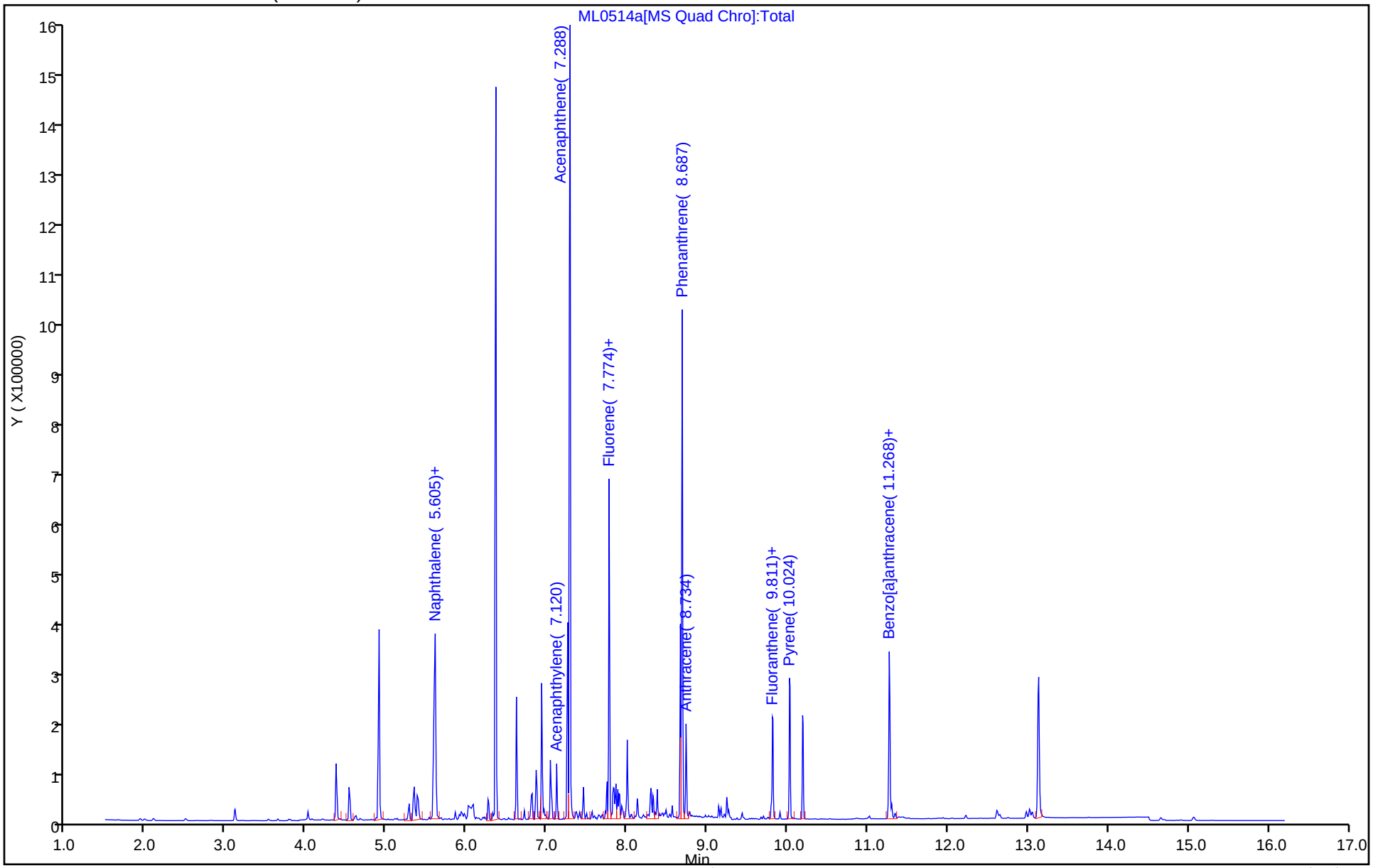

Eurofins Lancaster Laboratories Environment Testing, LLC

Recovery Report

Data File:	\\chromfs\Lancaster\ChromData\HP21585\20221228-74077.b\ML0514a.D				
Lims ID:	410-110319-D-9-A DL				
Client ID:	MW-11S-20221220				
Sample Type:	Client				
Inject. Date:	28-Dec-2022 11:31:36	ALS Bottle#:	0	Worklist Smp#:	32
Injection Vol:	1.0 ul	Dil. Factor:	10.0000		
Sample Info:	410-110319-D-9-A				
Misc. Info.:	410-0074077-032				
Operator ID:	jmg00346	Instrument ID:	HP21585		

Method:	\\chromfs\Lancaster\ChromData\HP21585\20221228-74077.b\8270_SIM_HP21585.m		
Limit Group:	MSSV - 8270D_E SIM		
Last Update:	28-Dec-2022 19:46:07	Calib Date:	28-Jul-2022 21:32:00
Integrator:	Falcon	ID Type:	Deconvolution ID
Quant Method:	Internal Standard	Quant By:	Initial Calibration
Last ICal File:	\\chromfs\Lancaster\ChromData\HP21585\20220728-62933.b\MG1356.D		

Column 1 :	DB-5MS 20m 0.25mm (0.25 mm)	Det: MS SCAN
Process Host:	CTX1637	

First Level Reviewer: SJ89 Date: 28-Dec-2022 19:46:07

Compound	Amount Added	Amount Recovered	% Rec.
$ 9 1-Methylnaphthalene-d10	0.2500	0.0223	89.12
$ 24 Fluoranthene-d10 (Surr)	0.2500	0.0217	86.84
$ 36 Benzo(a)pyrene-d12 (Surr)	0.2500	0.0172	68.82

Report Date: 28-Dec-2022 19:46:20 Chrom Revision: 2.3 20-Dec-2022 14:14:06

Eurofins Lancaster Laboratories Environment Testing, LLC

Data File:	\\chromfs\Lancaster\ChromData\HP21585\20221228-74077.b\ML0514a.D				
Injection Date:	28-Dec-2022 11:31:36	Instrument ID:	HP21585		
Lims ID:	410-110319-D-9-A DL	Lab Sample ID:	410-110319-9		
Client ID:	MW-11S-20221220				
Operator ID:	jmg00346	ALS Bottle#:	0	Worklist Smp#:	32
Injection Vol:	1.0 ul	Dil. Factor:	10.0000		
Method:	8270_SIM_HP21585	Limit Group:	MSSV - 8270D_E SIM		
Column:	DB-5MS 20m 0.25mm (0.25 mm)	Detector	MS SCAN		

14 Acenaphthene, CAS: 83-32-9

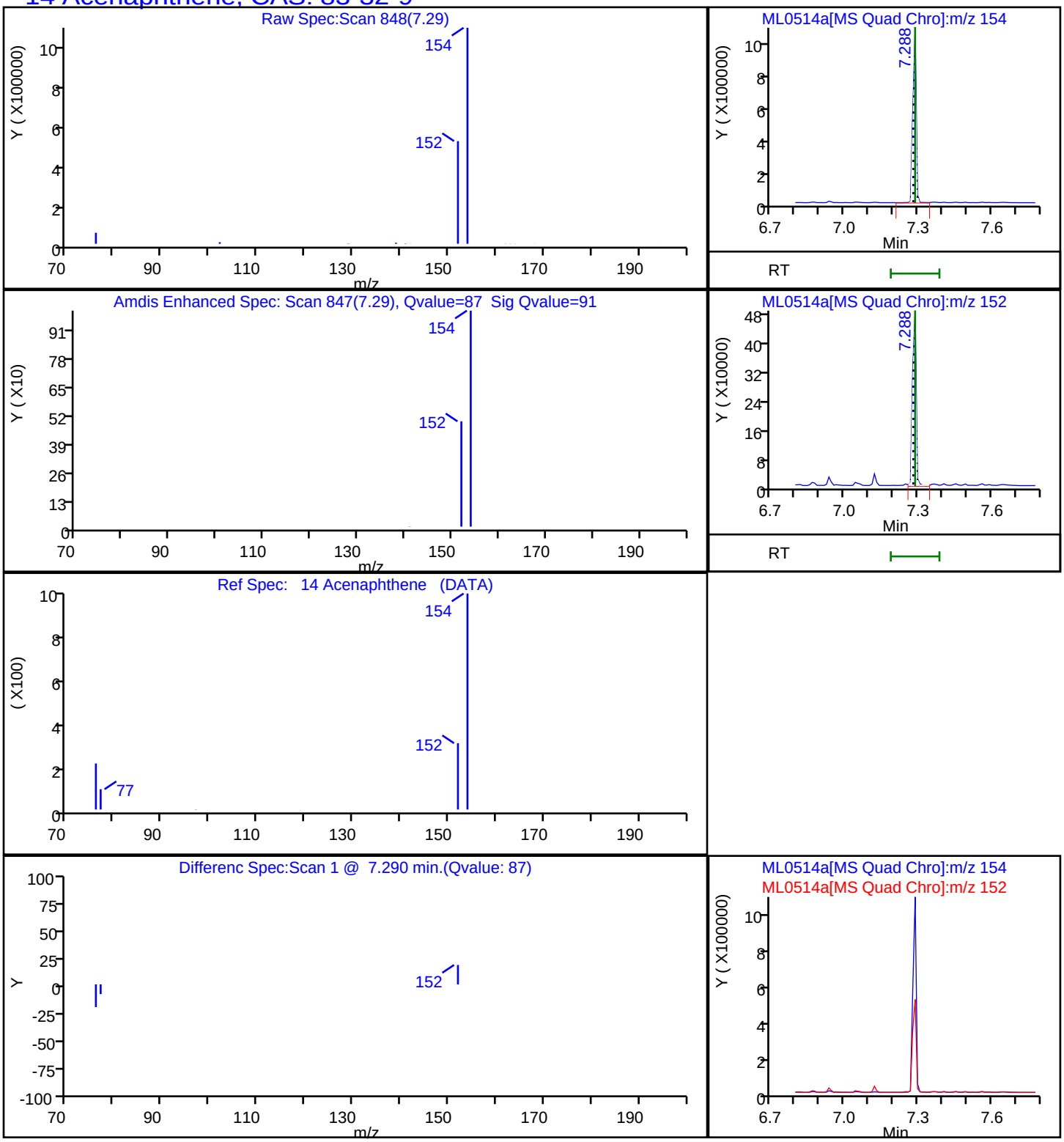

Report Date: 28-Dec-2022 19:46:20 Chrom Revision: 2.3 20-Dec-2022 14:14:06

Eurofins Lancaster Laboratories Environment Testing, LLC

Data File:	\\chromfs\Lancaster\ChromData\HP21585\20221228-74077.b\ML0514a.D				
Injection Date:	28-Dec-2022 11:31:36	Instrument ID:	HP21585		
Lims ID:	410-110319-D-9-A DL	Lab Sample ID:	410-110319-9		
Client ID:	MW-11S-20221220				
Operator ID:	jmg00346	ALS Bottle#:	0	Worklist Smp#:	32
Injection Vol:	1.0 ul	Dil. Factor:	10.0000		
Method:	8270_SIM_HP21585	Limit Group:	MSSV - 8270D_E SIM		
Column:	DB-5MS 20m 0.25mm (0.25 mm)	Detector	MS SCAN		

17 Fluorene, CAS: 86-73-7

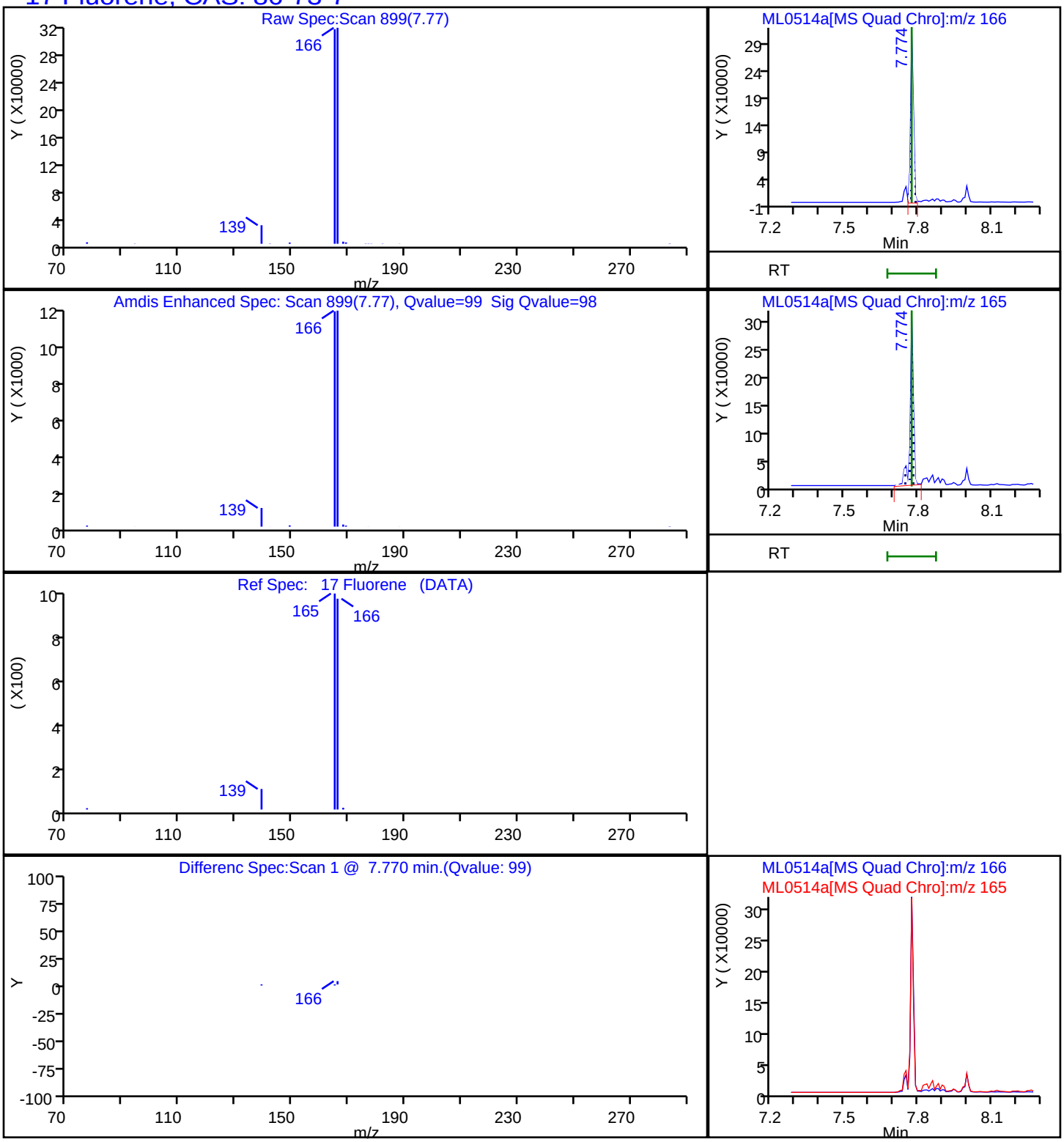

Report Date: 28-Dec-2022 19:46:20 Chrom Revision: 2.3 20-Dec-2022 14:14:06

Eurofins Lancaster Laboratories Environment Testing, LLC

Data File:	\\chromfs\Lancaster\ChromData\HP21585\20221228-74077.b\ML0514a.D				
Injection Date:	28-Dec-2022 11:31:36	Instrument ID:	HP21585		
Lims ID:	410-110319-D-9-A DL	Lab Sample ID:	410-110319-9		
Client ID:	MW-11S-20221220				
Operator ID:	jmg00346	ALS Bottle#:	0	Worklist Smp#:	32
Injection Vol:	1.0 ul	Dil. Factor:	10.0000		
Method:	8270_SIM_HP21585	Limit Group:	MSSV - 8270D_E SIM		
Column:	DB-5MS 20m 0.25mm (0.25 mm)	Detector	MS SCAN		

21 Phenanthrene, CAS: 85-01-8

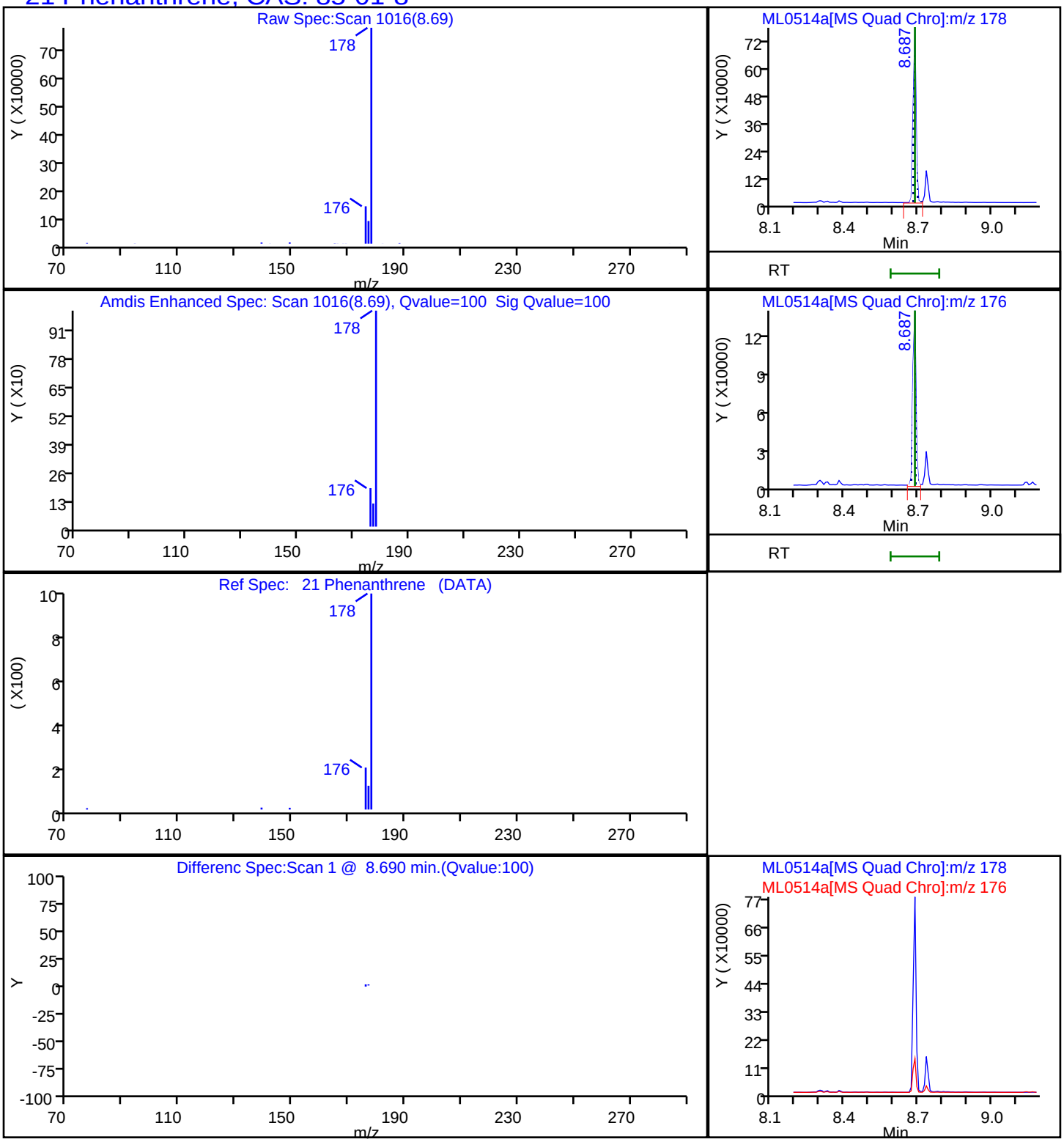

Manual Integration/User Assign Peak Report

Eurofins Lancaster Laboratories Environment Testing, LLC

Data File:	\\chromfs\Lancaster\ChromData\HP21585\20221228-74077.b\ML0514a.D				
Injection Date:	28-Dec-2022 11:31:36	Instrument ID:	HP21585		
Lims ID:	410-110319-D-9-A DL	Lab Sample ID:	410-110319-9		
Client ID:	MW-11S-20221220				
Operator ID:	jmg00346	ALS Bottle#:	0	Worklist Smp#:	32
Injection Vol:	1.0 ul	Dil. Factor:	10.0000		
Method:	8270_SIM_HP21585	Limit Group:	MSSV - 8270D_E SIM		
Column:	DB-5MS 20m 0.25mm (0.25 mm)	Detector	MS SCAN		

17 Fluorene, CAS: 86-73-7

Signal: 1

Processing Integration Results

RT: 7.77
Area: 286533
Amount: 0.321840
Amount Units: ug/ml

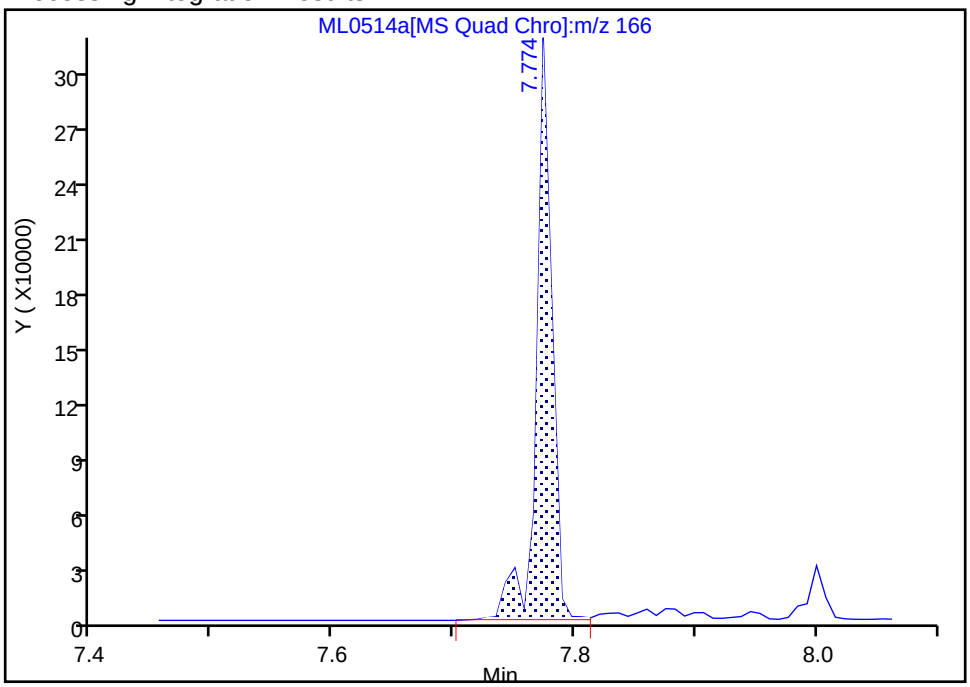

Manual Integration Results

RT: 7.77
Area: 259587
Amount: 0.291573
Amount Units: ug/ml

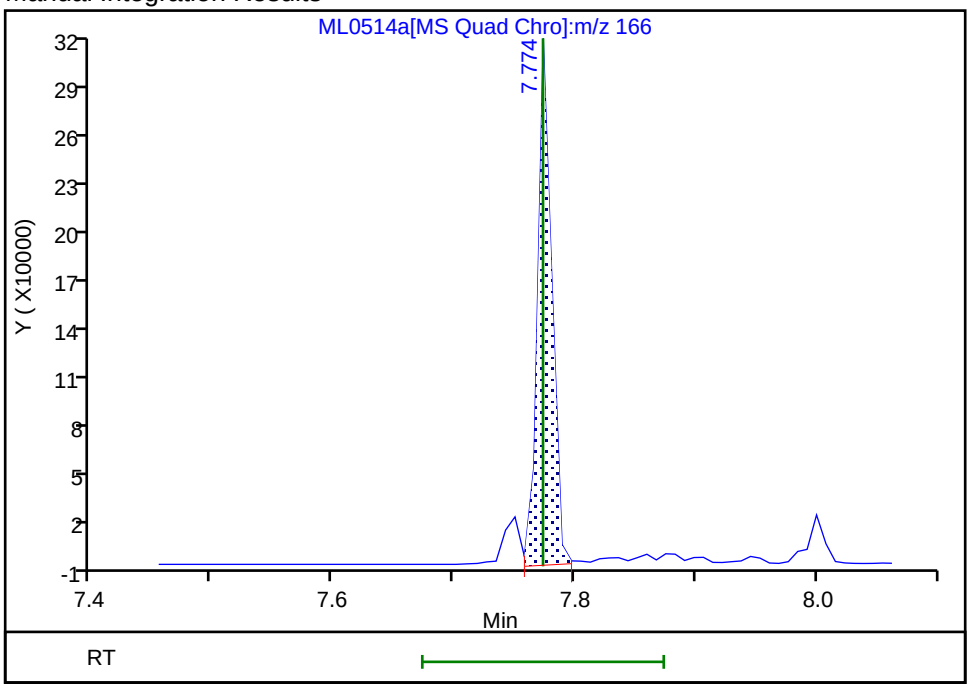

Reviewer: SJ89, 28-Dec-2022 19:45:07

Audit Action: Manually Integrated Audit Reason: Baseline

FORM I
GC/MS SEMI VOA ORGANICS ANALYSIS DATA SHEET

Lab Name: Eurofins Lancaster Laboratories Environment Testing, LLC
Job No.: 410-110319-1

SDG No.:

Client Sample ID: MW-4S-20221220
Lab Sample ID: 410-110319-10

Matrix: Groundwater
Lab File ID: ML0515.D

Analysis Method: 8270E SIM
Date Collected: 12/20/2022 14:00

Extract. Method: 3510C
Date Extracted: 12/27/2022 16:45

Sample wt/vol: 244.4(mL)
Date Analyzed: 12/28/2022 09:44

Con. Extract Vol.: 1(mL)
Dilution Factor: 1

Injection Volume: 1(uL)
GC Column: DB-5MS 30m 0.25 ID: 0.25(mm)

% Moisture: % Solids:
GPC Cleanup:(Y/N) N

Cleanup Factor:
Level: (low/med) Low

Analysis Batch No.: 330631
Units: ug/L

CAS NO.	COMPOUND NAME	RESULT	Q	RL	MDL
208-96-8	Acenaphthylene	0.31		0.051	0.010
120-12-7	Anthracene	0.22		0.051	0.010
56-55-3	Benzo[a]anthracene	ND		0.051	0.010
50-32-8	Benzo[a]pyrene	ND		0.051	0.010
205-99-2	Benzo[b]fluoranthene	ND		0.051	0.010
191-24-2	Benzo[g,h,i]perylene	ND		0.051	0.010
207-08-9	Benzo[k]fluoranthene	ND		0.051	0.010
218-01-9	Chrysene	0.015	J	0.051	0.010
53-70-3	Dibenz(a,h)anthracene	ND		0.051	0.020
206-44-0	Fluoranthene	4.3		0.051	0.010
86-73-7	Fluorene	6.2		0.051	0.010
193-39-5	Indeno[1,2,3-cd]pyrene	ND		0.051	0.020
91-20-3	Naphthalene	0.055	J	0.072	0.031
85-01-8	Phenanthrene	0.13		0.072	0.031
129-00-0	Pyrene	4.8		0.051	0.010

CAS NO.	SURROGATE	%REC	Q	LIMITS
63466-71-7	Benzo(a)pyrene-d12 (Surr)	67		10-110
38072-94-5	1-Methylnaphthalene-d10 (Surr)	86		36-111
93951-69-0	Fluoranthene-d10 (Surr)	95		47-128

Eurofins Lancaster Laboratories Environment Testing, LLC
Target Compound Quantitation Report

Data File:	\\chromfs\Lancaster\ChromData\HP21585\20221228-74077.b\ML0515.D				
Lims ID:	410-110319-D-10-A				
Client ID:	MW-4S-20221220				
Sample Type:	Client				
Inject. Date:	28-Dec-2022 09:44:02	ALS Bottle#:	0	Worklist Smp#:	16
Injection Vol:	1.0 ul	Dil. Factor:	1.0000		
Sample Info:	410-110319-D-10-A				
Misc. Info.:	410-0074077-016				
Operator ID:	jmg00346	Instrument ID:	HP21585		
Method:	\\chromfs\Lancaster\ChromData\HP21585\20221228-74077.b\8270_SIM_HP21585.m				
Limit Group:	MSSV - 8270D_E SIM				
Last Update:	28-Dec-2022 19:46:07	Calib Date:	28-Jul-2022 21:32:00		
Integrator:	Falcon	ID Type:	Deconvolution ID		
Quant Method:	Internal Standard	Quant By:	Initial Calibration		
Last ICal File:	\\chromfs\Lancaster\ChromData\HP21585\20220728-62933.b\MG1356.D				
Column 1 :	DB-5MS 20m 0.25mm (0.25 mm)		Det: MS SCAN		
Process Host:	CTX1637				

First Level Reviewer: SJ89 Date: 28-Dec-2022 18:55:07

Compound	Sig	RT (min.)	Adj RT (min.)	Dlt RT (min.)	Q	Response	OnCol Amt ug/ml	Flags
* 4 1,4-Dichlorobenzene-d4	152	4.368	4.368	0.000	99	81822	0.2500	M
* 5 Naphthalene-d8	136	5.593	5.593	0.000	91	263527	0.2500	
6 Naphthalene	128	5.605	5.605	0.000	92	17628	0.0134	M
$ 9 1-Methylnaphthalene-d10	152	6.323	6.342	0.001	97	128996	0.2142	
12 Acenaphthylene	152	7.120	7.120	0.000	42	90181	0.0746	Ma
* 13 Acenaphthene-d10	164	7.258	7.258	0.000	85	149749	0.2500	
14 Acenaphthene	154	7.288	7.288	0.000	91	4254272	5.67	E
17 Fluorene	166	7.774	7.774	0.000	97	1330983	1.51	M
* 20 Phenanthrene-d10	188	8.663	8.663	0.000	95	276950	0.2500	
21 Phenanthrene	178	8.687	8.687	0.000	100	42667	0.0321	
22 Anthracene	178	8.734	8.734	0.000	100	67490	0.0545	
$ 24 Fluoranthene-d10 (Surr)	212	9.799	9.799	0.000	97	277647	0.2380	
25 Fluoranthene	202	9.811	9.818	-0.006	99	1500249	1.04	M
26 Pyrene	202	10.024	10.031	-0.007	98	1991097	1.18	
28 Benzo[a]anthracene	228	11.260	11.260	0.000	84	3219	0.002380	7M
* 29 Chrysene-d12	240	11.268	11.276	-0.008	82	257960	0.2500	
30 Chrysene	228	11.283	11.299	-0.016	96	5516	0.003649	M
$ 36 Benzo(a)pyrene-d12 (Surr)	264	13.017	13.024	-0.007	99	192018	0.1675	
* 38 Perylene-d12	264	13.132	13.132	0.000	99	310066	0.2500	
40 Indeno[1,2,3-cd]pyrene	276	14.654	14.654	0.000	99	779	0.000597	7M

QC Flag Legend

Processing Flags

E - Exceeded Maximum Amount

7 - Failed Limit of Detection

Review Flags

M - Manually Integrated

a - User Assigned ID

Reagents:

MSS_RVSIM_IS_00033	Amount Added: 10.00	Units: uL	Run Reagent

Report Date: 28-Dec-2022 19:46:26 Chrom Revision: 2.3 20-Dec-2022 14:14:06

Eurofins Lancaster Laboratories Environment Testing, LLC

Data File:	\\chromfs\Lancaster\ChromData\HP21585\20221228-74077.b\ML0515.D				
Injection Date:	28-Dec-2022 09:44:02	Instrument ID:	HP21585	Operator ID:	jmg00346
Lims ID:	410-110319-D-10-A	Lab Sample ID:	410-110319-10	Worklist Smp#:	16
Client ID:	MW-4S-20221220				
Injection Vol:	1.0 ul	Dil. Factor:	1.0000	ALS Bottle#:	0
Method:	8270_SIM_HP21585	Limit Group:	MSSV - 8270D_E SIM		

Column: DB-5MS 20m 0.25mm (0.25 mm)

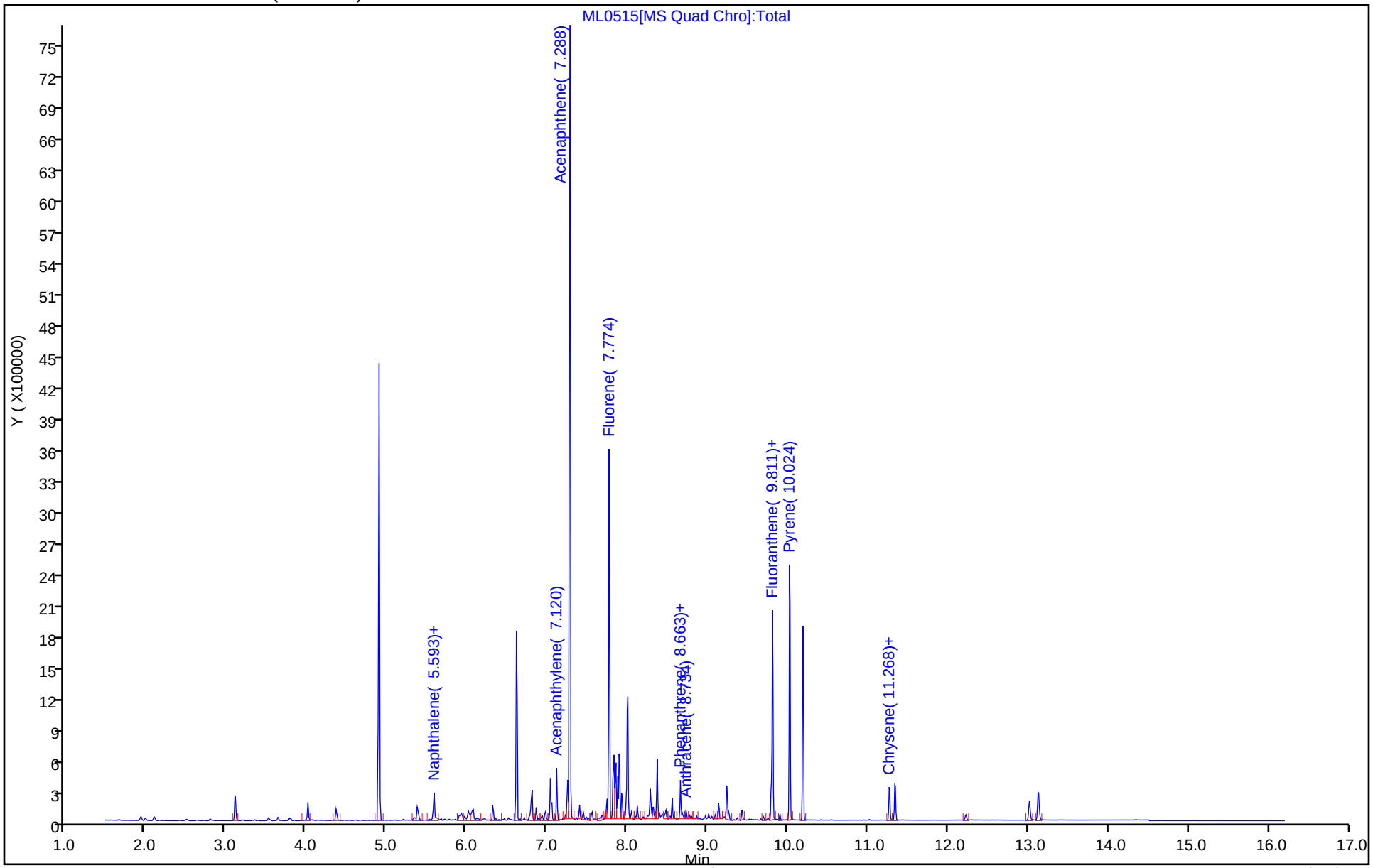

Eurofins Lancaster Laboratories Environment Testing, LLC

Recovery Report

Data File:	\\chromfs\Lancaster\ChromData\HP21585\20221228-74077.b\ML0515.D				
Lims ID:	410-110319-D-10-A				
Client ID:	MW-4S-20221220				
Sample Type:	Client				
Inject. Date:	28-Dec-2022 09:44:02	ALS Bottle#:	0	Worklist Smp#:	16
Injection Vol:	1.0 ul	Dil. Factor:	1.0000		
Sample Info:	410-110319-D-10-A				
Misc. Info.:	410-0074077-016				
Operator ID:	jmg00346	Instrument ID:	HP21585		

Method:	\\chromfs\Lancaster\ChromData\HP21585\20221228-74077.b\8270_SIM_HP21585.m		
Limit Group:	MSSV - 8270D_E SIM		
Last Update:	28-Dec-2022 19:46:07	Calib Date:	28-Jul-2022 21:32:00
Integrator:	Falcon	ID Type:	Deconvolution ID
Quant Method:	Internal Standard	Quant By:	Initial Calibration
Last ICal File:	\\chromfs\Lancaster\ChromData\HP21585\20220728-62933.b\MG1356.D		

Column 1 :	DB-5MS 20m 0.25mm (0.25 mm)	Det: MS SCAN
Process Host:	CTX1637	

First Level Reviewer: SJ89 Date: 28-Dec-2022 18:55:07

Compound	Amount Added	Amount Recovered	% Rec.
$ 9 1-Methylnaphthalene-d10	0.2500	0.2142	85.68
$ 24 Fluoranthene-d10 (Surr)	0.2500	0.2380	95.18
$ 36 Benzo(a)pyrene-d12 (Surr)	0.2500	0.1675	67.01

Report Date: 28-Dec-2022 19:46:26 Chrom Revision: 2.3 20-Dec-2022 14:14:06

Eurofins Lancaster Laboratories Environment Testing, LLC

Data File:	\\chromfs\Lancaster\ChromData\HP21585\20221228-74077.b\ML0515.D				
Injection Date:	28-Dec-2022 09:44:02	Instrument ID:	HP21585		
Lims ID:	410-110319-D-10-A	Lab Sample ID:	410-110319-10		
Client ID:	MW-4S-20221220				
Operator ID:	jmg00346	ALS Bottle#:	0	Worklist Smp#:	16
Injection Vol:	1.0 ul	Dil. Factor:	1.0000		
Method:	8270_SIM_HP21585	Limit Group:	MSSV - 8270D_E SIM		
Column:	DB-5MS 20m 0.25mm (0.25 mm)	Detector	MS SCAN		

12 Acenaphthylene, CAS: 208-96-8

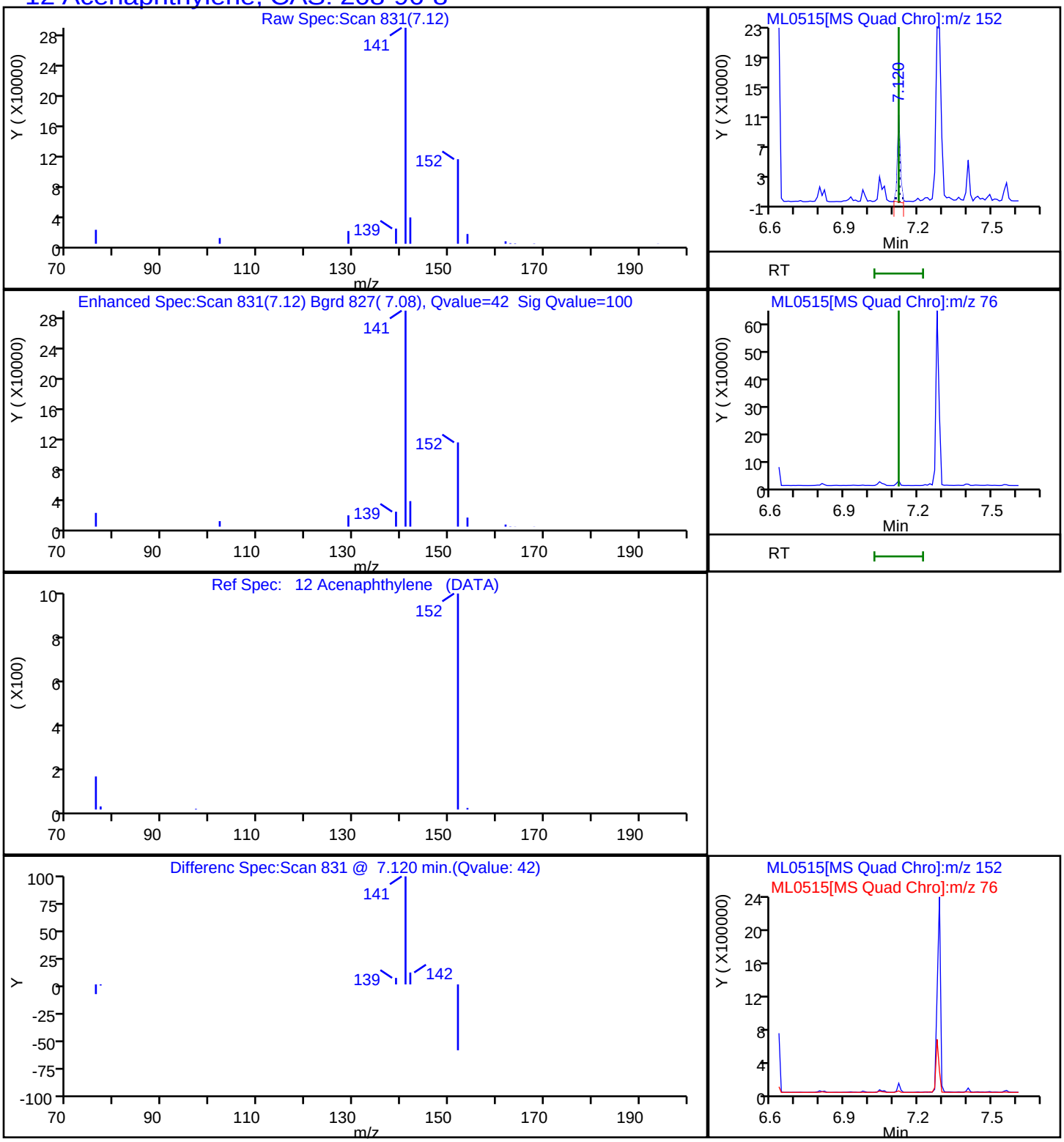

Report Date: 28-Dec-2022 19:46:26 Chrom Revision: 2.3 20-Dec-2022 14:14:06

Eurofins Lancaster Laboratories Environment Testing, LLC

Data File:	\\chromfs\Lancaster\ChromData\HP21585\20221228-74077.b\ML0515.D				
Injection Date:	28-Dec-2022 09:44:02	Instrument ID:	HP21585		
Lims ID:	410-110319-D-10-A	Lab Sample ID:	410-110319-10		
Client ID:	MW-4S-20221220				
Operator ID:	jmg00346	ALS Bottle#:	0	Worklist Smp#:	16
Injection Vol:	1.0 ul	Dil. Factor:	1.0000		
Method:	8270_SIM_HP21585	Limit Group:	MSSV - 8270D_E SIM		
Column:	DB-5MS 20m 0.25mm (0.25 mm)	Detector	MS SCAN		

22 Anthracene, CAS: 120-12-7

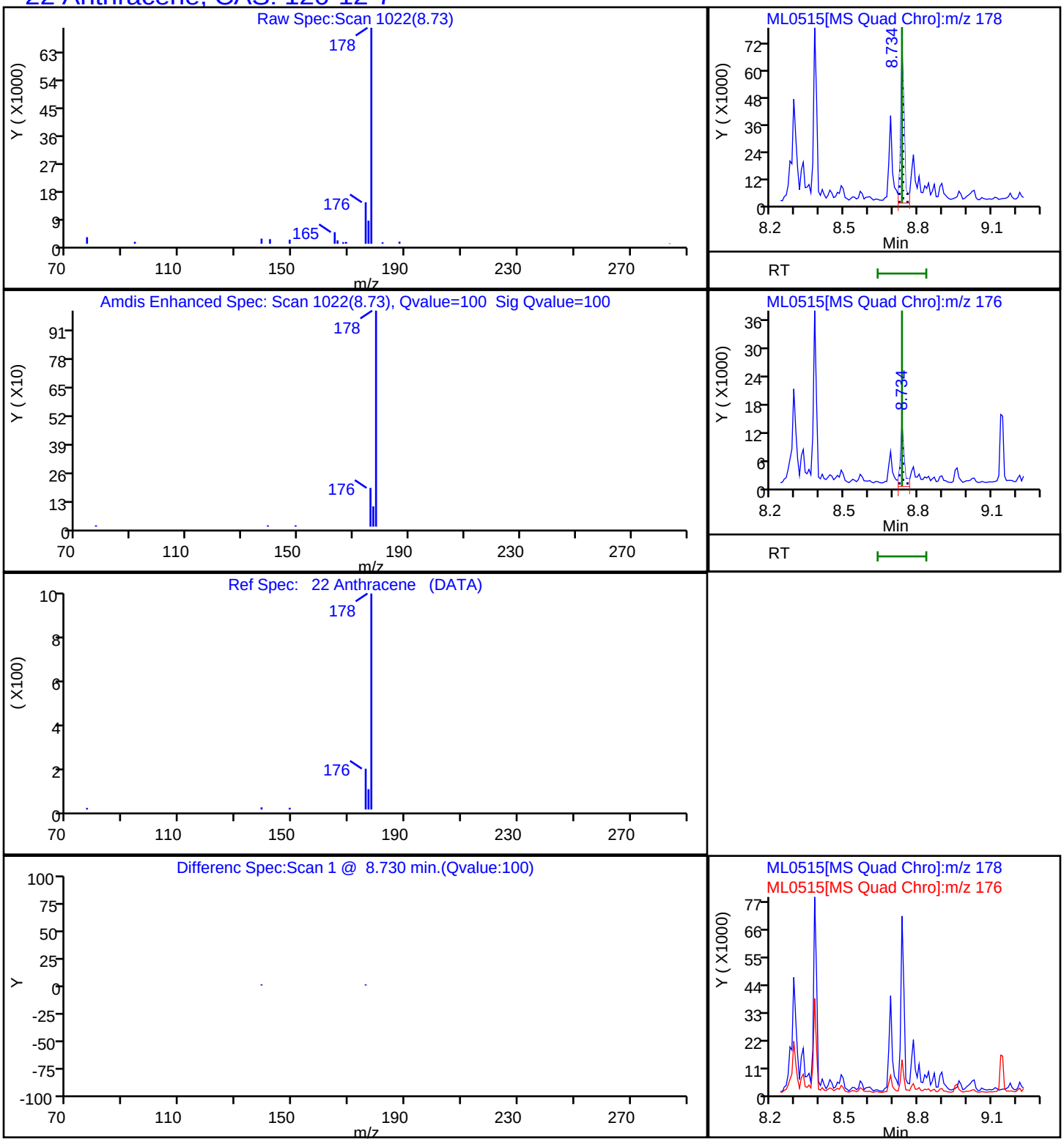

Report Date: 28-Dec-2022 19:46:26 Chrom Revision: 2.3 20-Dec-2022 14:14:06

Eurofins Lancaster Laboratories Environment Testing, LLC

Data File:	\\chromfs\Lancaster\ChromData\HP21585\20221228-74077.b\ML0515.D				
Injection Date:	28-Dec-2022 09:44:02	Instrument ID:	HP21585		
Lims ID:	410-110319-D-10-A	Lab Sample ID:	410-110319-10		
Client ID:	MW-4S-20221220				
Operator ID:	jmg00346	ALS Bottle#:	0	Worklist Smp#:	16
Injection Vol:	1.0 ul	Dil. Factor:	1.0000		
Method:	8270_SIM_HP21585	Limit Group:	MSSV - 8270D_E SIM		
Column:	DB-5MS 20m 0.25mm (0.25 mm)	Detector	MS SCAN		

30 Chrysene, CAS: 218-01-9

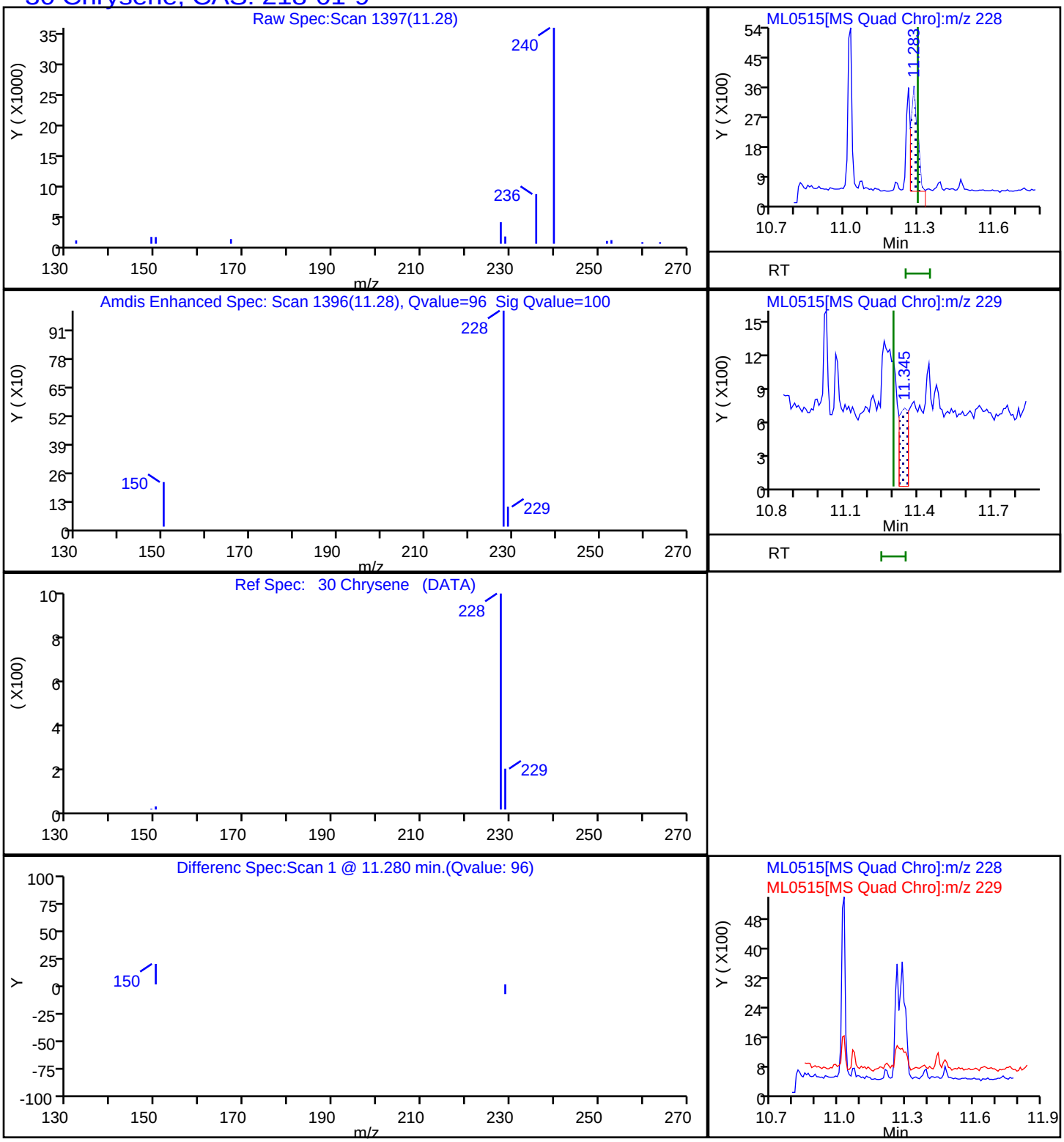

Report Date: 28-Dec-2022 19:46:26 Chrom Revision: 2.3 20-Dec-2022 14:14:06

Eurofins Lancaster Laboratories Environment Testing, LLC

Data File:	\\chromfs\Lancaster\ChromData\HP21585\20221228-74077.b\ML0515.D				
Injection Date:	28-Dec-2022 09:44:02	Instrument ID:	HP21585		
Lims ID:	410-110319-D-10-A	Lab Sample ID:	410-110319-10		
Client ID:	MW-4S-20221220				
Operator ID:	jmg00346	ALS Bottle#:	0	Worklist Smp#:	16
Injection Vol:	1.0 ul	Dil. Factor:	1.0000		
Method:	8270_SIM_HP21585	Limit Group:	MSSV - 8270D_E SIM		
Column:	DB-5MS 20m 0.25mm (0.25 mm)	Detector	MS SCAN		

25 Fluoranthene, CAS: 206-44-0

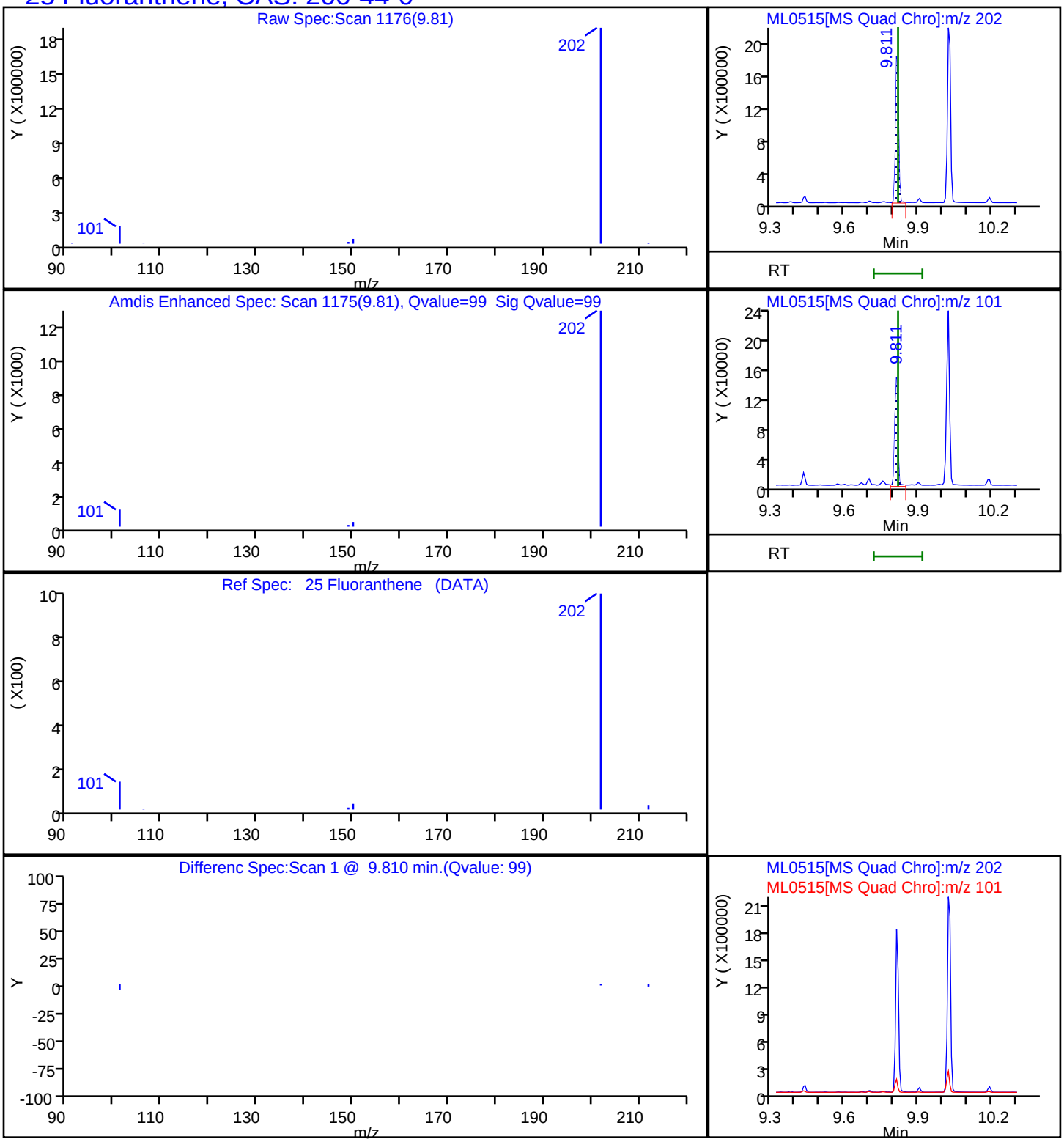

Report Date: 28-Dec-2022 19:46:26 Chrom Revision: 2.3 20-Dec-2022 14:14:06

Eurofins Lancaster Laboratories Environment Testing, LLC

Data File:	\\chromfs\Lancaster\ChromData\HP21585\20221228-74077.b\ML0515.D				
Injection Date:	28-Dec-2022 09:44:02	Instrument ID:	HP21585		
Lims ID:	410-110319-D-10-A	Lab Sample ID:	410-110319-10		
Client ID:	MW-4S-20221220				
Operator ID:	jmg00346	ALS Bottle#:	0	Worklist Smp#:	16
Injection Vol:	1.0 ul	Dil. Factor:	1.0000		
Method:	8270_SIM_HP21585	Limit Group:	MSSV - 8270D_E SIM		
Column:	DB-5MS 20m 0.25mm (0.25 mm)	Detector	MS SCAN		

17 Fluorene, CAS: 86-73-7

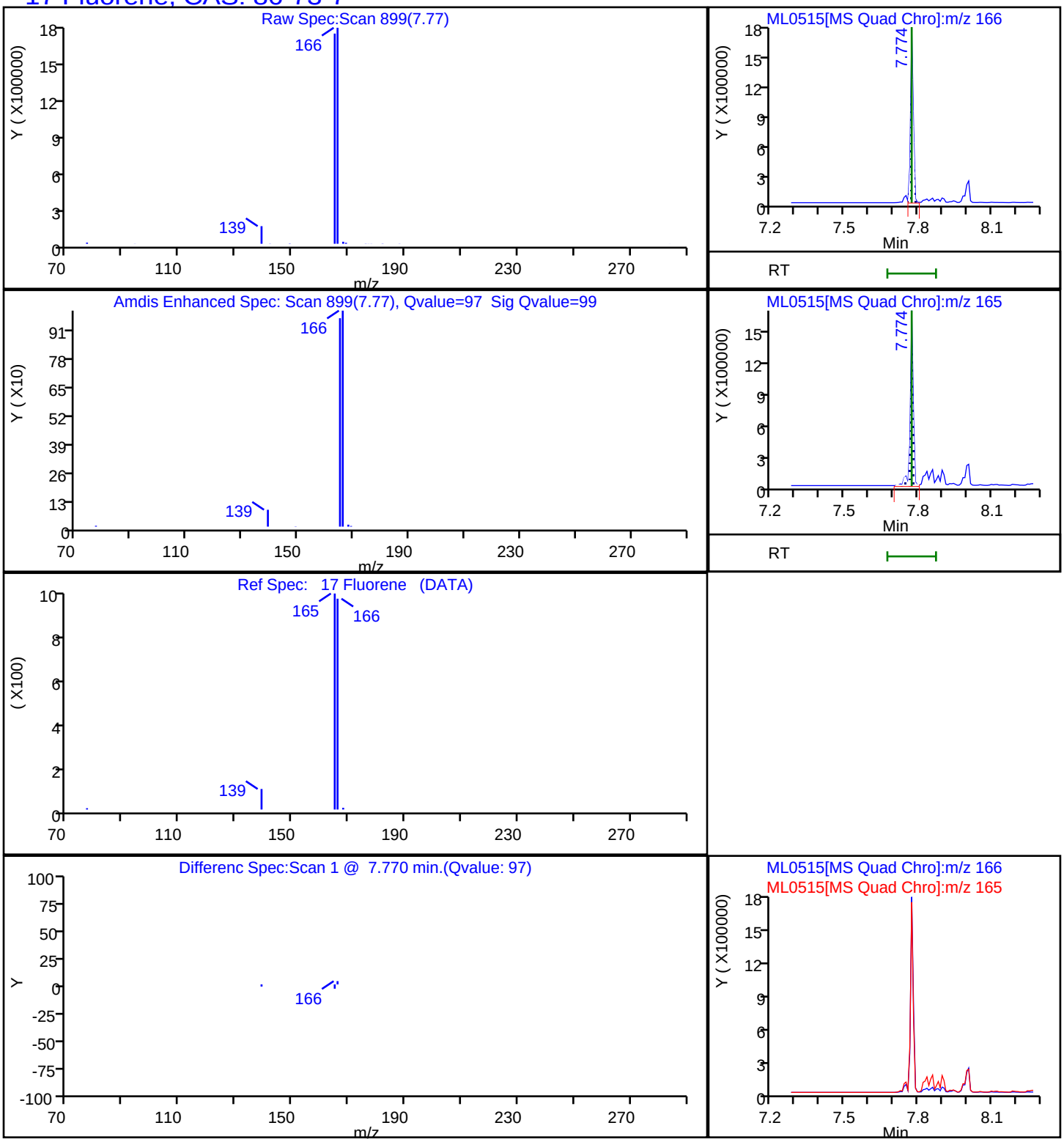

Report Date: 28-Dec-2022 19:46:26 Chrom Revision: 2.3 20-Dec-2022 14:14:06

Eurofins Lancaster Laboratories Environment Testing, LLC

Data File:	\\chromfs\Lancaster\ChromData\HP21585\20221228-74077.b\ML0515.D				
Injection Date:	28-Dec-2022 09:44:02	Instrument ID:	HP21585		
Lims ID:	410-110319-D-10-A	Lab Sample ID:	410-110319-10		
Client ID:	MW-4S-20221220				
Operator ID:	jmg00346	ALS Bottle#:	0	Worklist Smp#:	16
Injection Vol:	1.0 ul	Dil. Factor:	1.0000		
Method:	8270_SIM_HP21585	Limit Group:	MSSV - 8270D_E SIM		
Column:	DB-5MS 20m 0.25mm (0.25 mm)	Detector	MS SCAN		

6 Naphthalene, CAS: 91-20-3

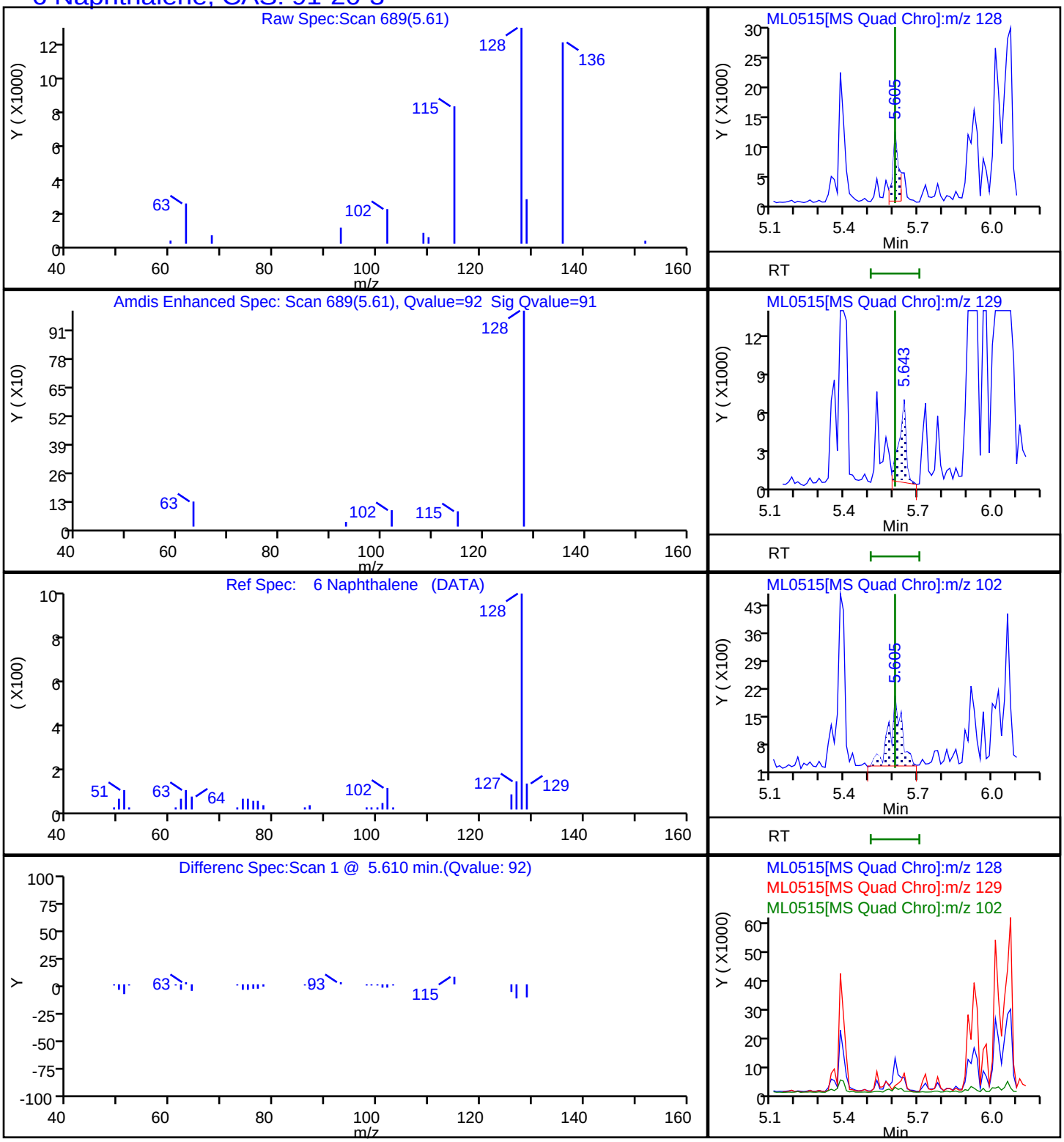

Report Date: 28-Dec-2022 19:46:26 Chrom Revision: 2.3 20-Dec-2022 14:14:06

Eurofins Lancaster Laboratories Environment Testing, LLC

Data File:	\\chromfs\Lancaster\ChromData\HP21585\20221228-74077.b\ML0515.D				
Injection Date:	28-Dec-2022 09:44:02	Instrument ID:	HP21585		
Lims ID:	410-110319-D-10-A	Lab Sample ID:	410-110319-10		
Client ID:	MW-4S-20221220				
Operator ID:	jmg00346	ALS Bottle#:	0	Worklist Smp#:	16
Injection Vol:	1.0 ul	Dil. Factor:	1.0000		
Method:	8270_SIM_HP21585	Limit Group:	MSSV - 8270D_E SIM		
Column:	DB-5MS 20m 0.25mm (0.25 mm)	Detector	MS SCAN		

21 Phenanthrene, CAS: 85-01-8

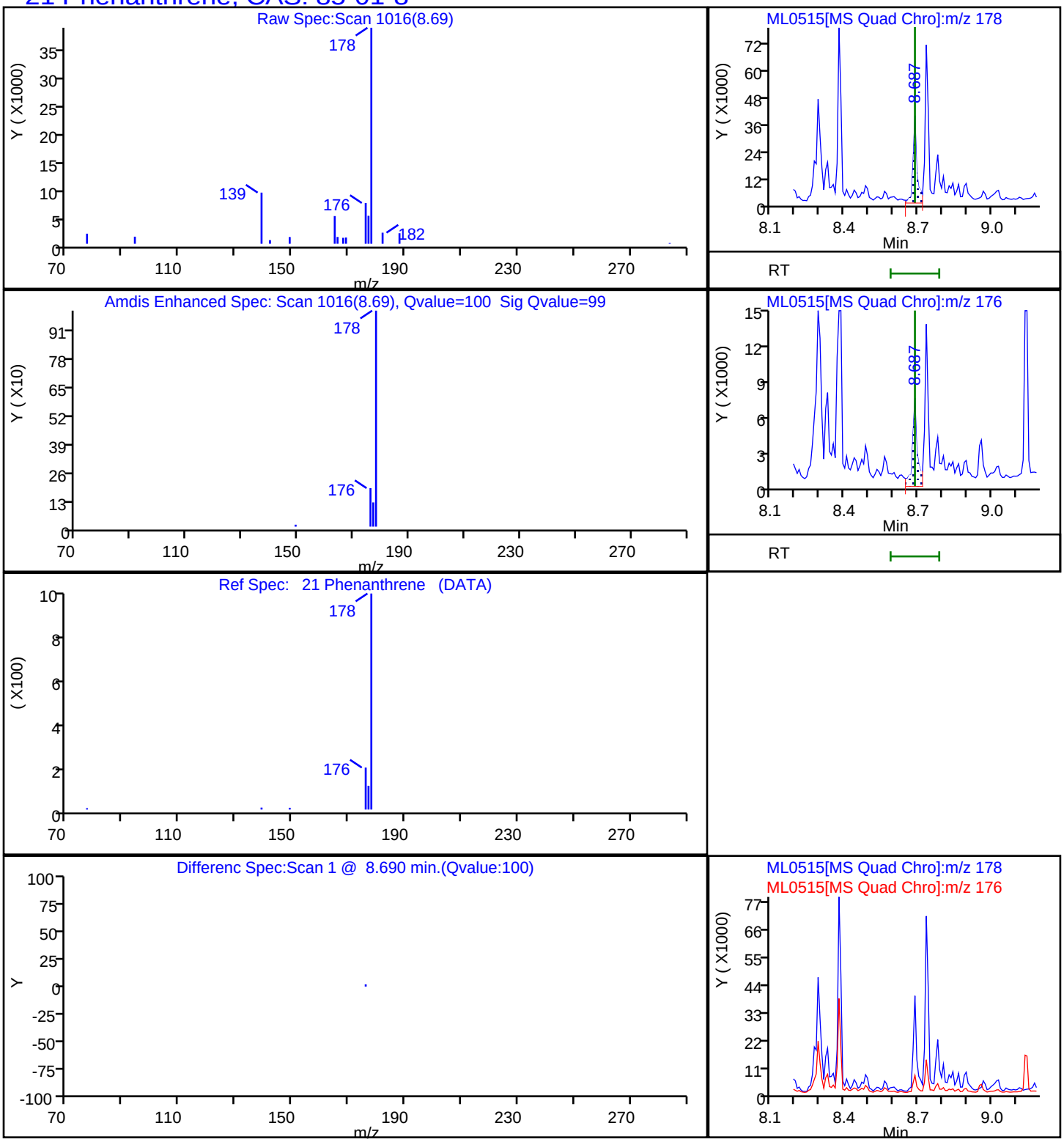

Report Date: 28-Dec-2022 19:46:26 Chrom Revision: 2.3 20-Dec-2022 14:14:06

Eurofins Lancaster Laboratories Environment Testing, LLC

Data File:	\\chromfs\Lancaster\ChromData\HP21585\20221228-74077.b\ML0515.D				
Injection Date:	28-Dec-2022 09:44:02	Instrument ID:	HP21585		
Lims ID:	410-110319-D-10-A	Lab Sample ID:	410-110319-10		
Client ID:	MW-4S-20221220				
Operator ID:	jmg00346	ALS Bottle#:	0	Worklist Smp#:	16
Injection Vol:	1.0 ul	Dil. Factor:	1.0000		
Method:	8270_SIM_HP21585	Limit Group:	MSSV - 8270D_E SIM		
Column:	DB-5MS 20m 0.25mm (0.25 mm)	Detector	MS SCAN		

26 Pyrene, CAS: 129-00-0

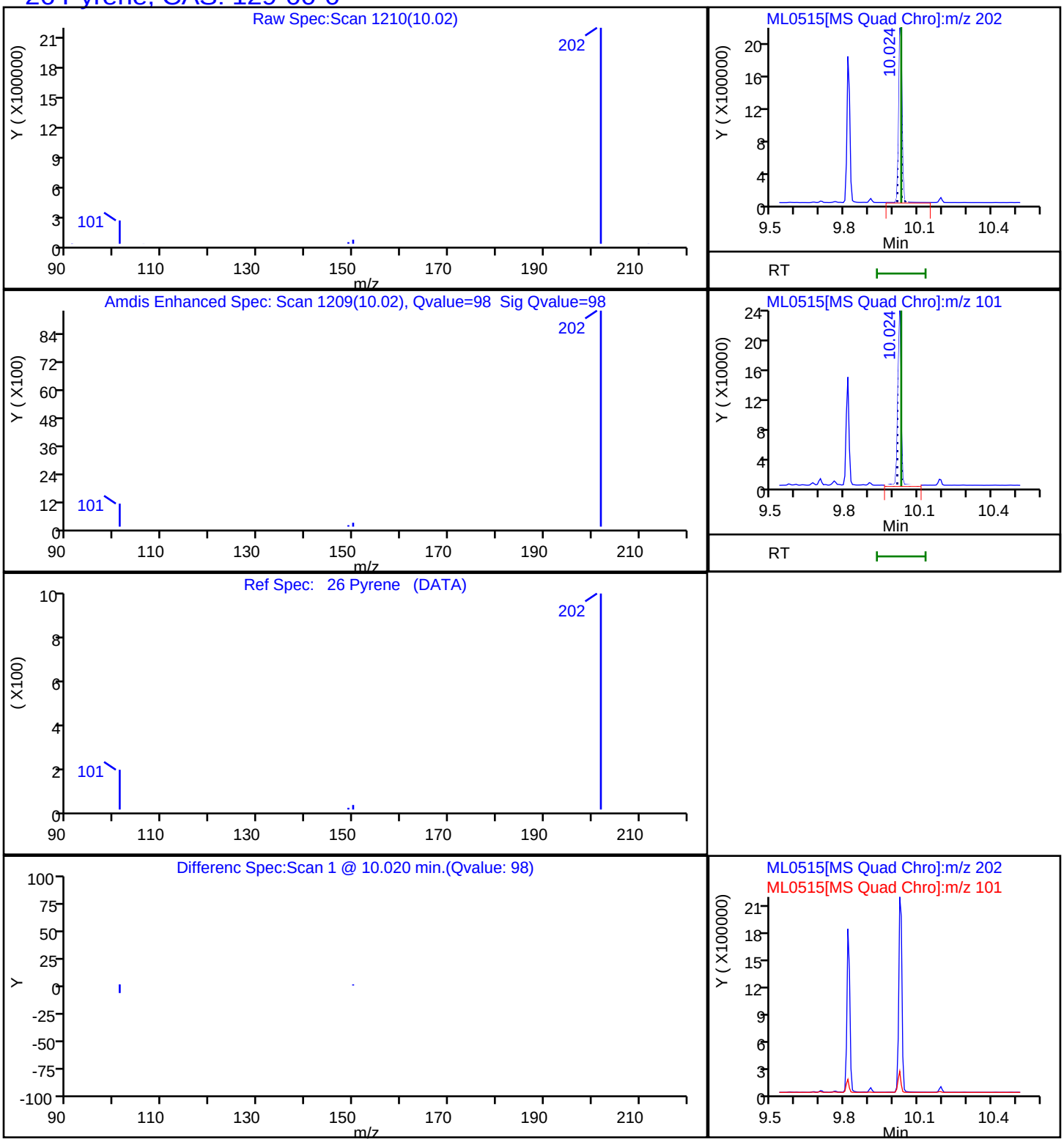

Manual Integration/User Assign Peak Report

Eurofins Lancaster Laboratories Environment Testing, LLC

Data File:	\\chromfs\Lancaster\ChromData\HP21585\20221228-74077.b\ML0515.D				
Injection Date:	28-Dec-2022 09:44:02	Instrument ID:	HP21585		
Lims ID:	410-110319-D-10-A	Lab Sample ID:	410-110319-10		
Client ID:	MW-4S-20221220				
Operator ID:	jmg00346	ALS Bottle#:	0	Worklist Smp#:	16
Injection Vol:	1.0 ul	Dil. Factor:	1.0000		
Method:	8270_SIM_HP21585	Limit Group:	MSSV - 8270D_E SIM		
Column:	DB-5MS 20m 0.25mm (0.25 mm)	Detector	MS SCAN		

12 Acenaphthylene, CAS: 208-96-8

Signal: 1

Processing Integration Results

RT: 7.04
Area: 44202
Amount: 0.036545
Amount Units: ug/ml

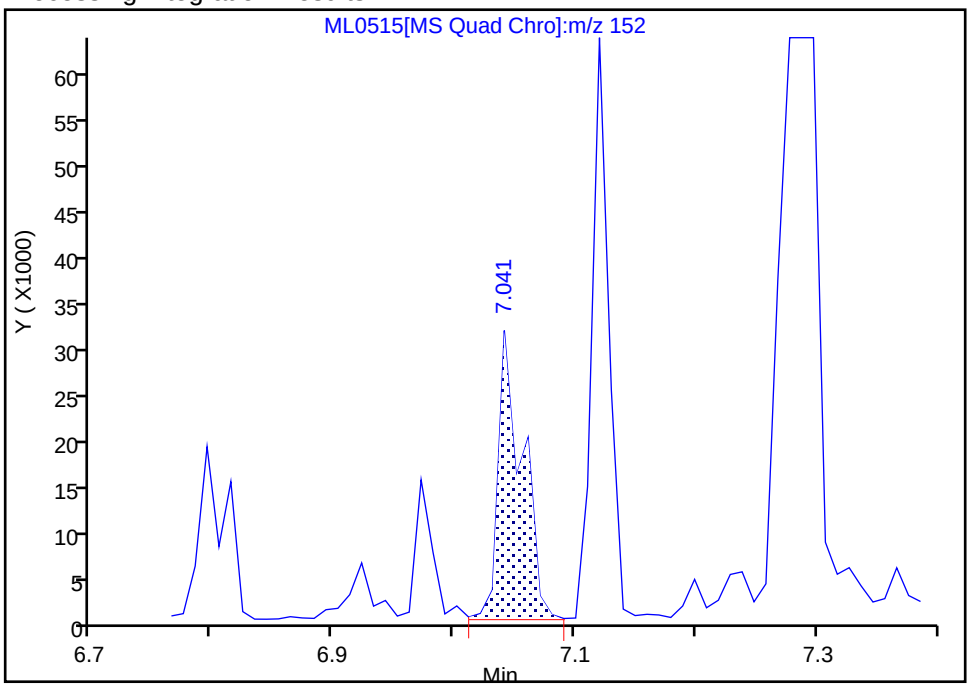

Manual Integration Results

RT: 7.12
Area: 90181
Amount: 0.074558
Amount Units: ug/ml

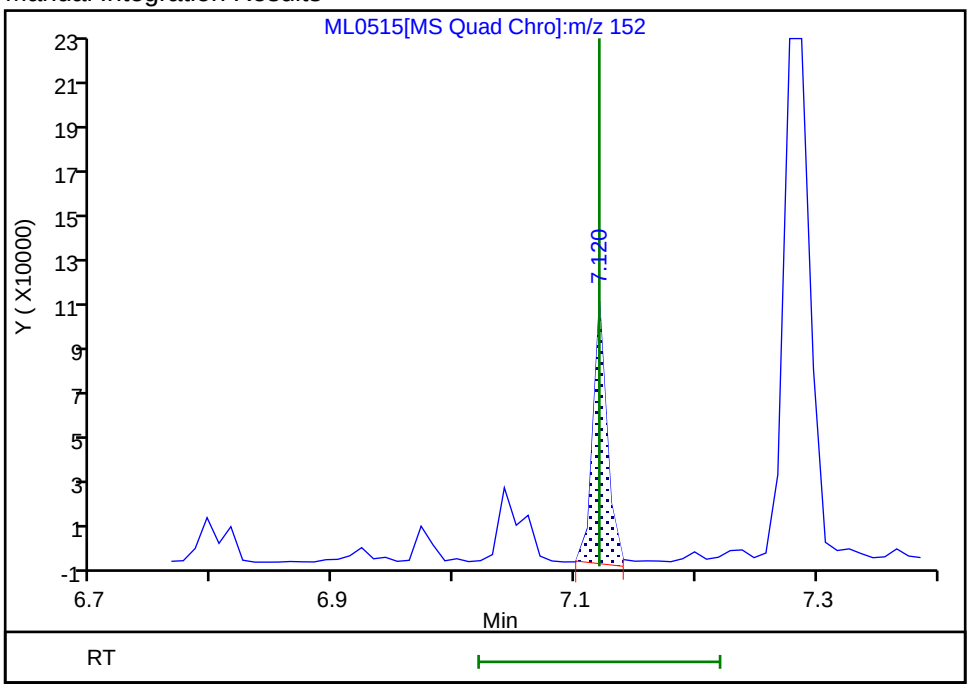

Reviewer: SJ89, 28-Dec-2022 19:15:52
Audit Action: Manually Integrated Audit Reason: Baseline

Manual Integration/User Assign Peak Report

Eurofins Lancaster Laboratories Environment Testing, LLC

Data File:	\\chromfs\Lancaster\ChromData\HP21585\20221228-74077.b\ML0515.D				
Injection Date:	28-Dec-2022 09:44:02	Instrument ID:	HP21585		
Lims ID:	410-110319-D-10-A	Lab Sample ID:	410-110319-10		
Client ID:	MW-4S-20221220				
Operator ID:	jmg00346	ALS Bottle#:	0	Worklist Smp#:	16
Injection Vol:	1.0 ul	Dil. Factor:	1.0000		
Method:	8270_SIM_HP21585	Limit Group:	MSSV - 8270D_E SIM		
Column:	DB-5MS 20m 0.25mm (0.25 mm)	Detector	MS SCAN		

28 Benzo[a]anthracene, CAS: 56-55-3

Signal: 1

Processing Integration Results

RT: 11.26
Area: 4010
Amount: 0.002964
Amount Units: ug/ml

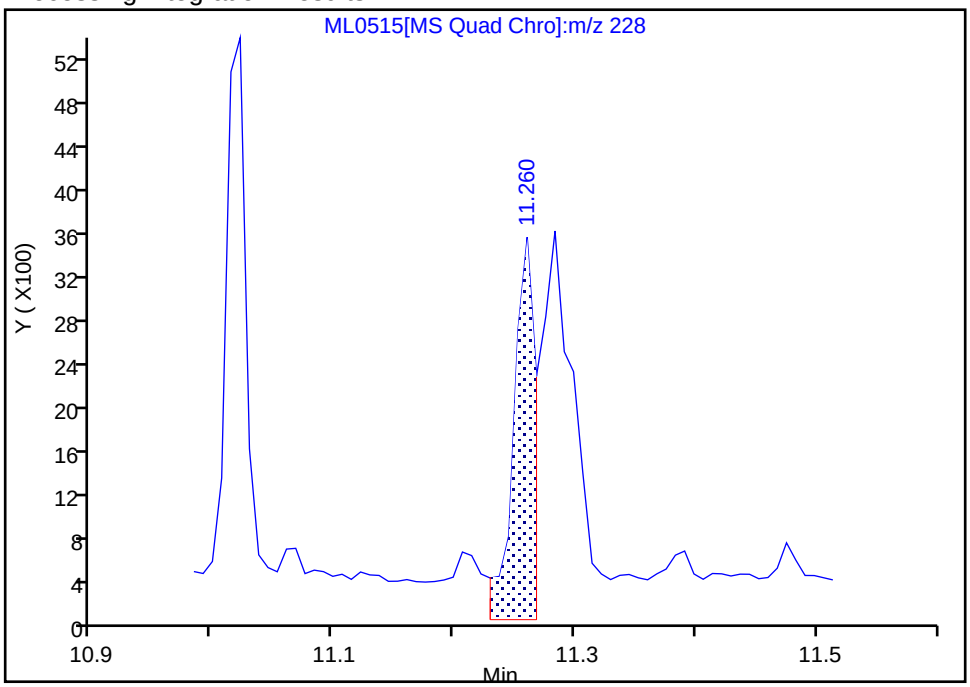

Manual Integration Results

RT: 11.26
Area: 3219
Amount: 0.002380
Amount Units: ug/ml

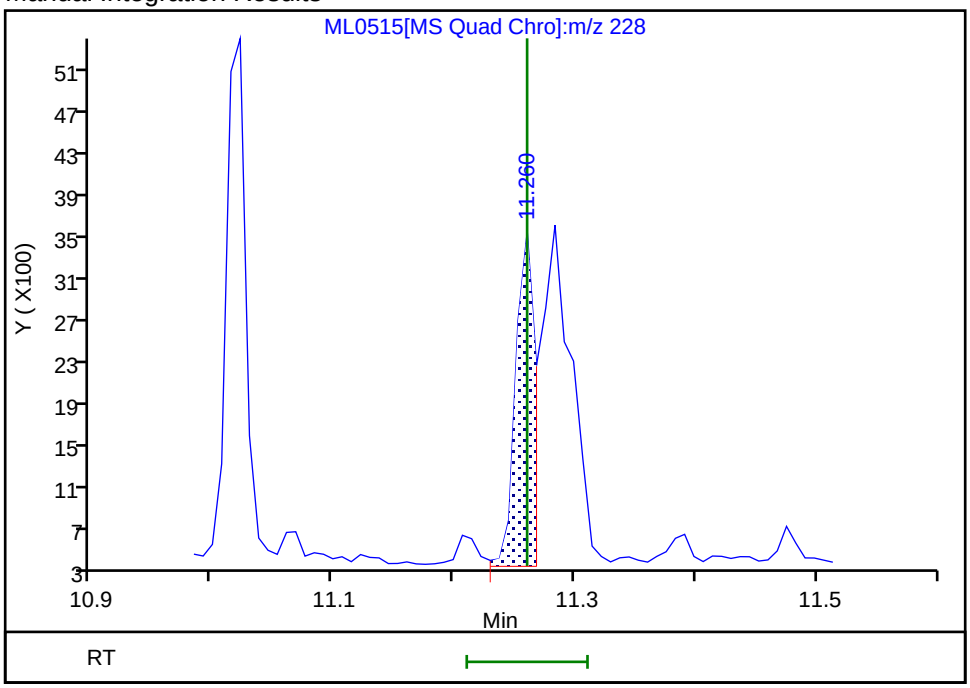

Reviewer: SJ89, 28-Dec-2022 19:16:28

Audit Action: Manually Integrated Audit Reason: Baseline

Manual Integration/User Assign Peak Report

Eurofins Lancaster Laboratories Environment Testing, LLC

Data File:	\\chromfs\Lancaster\ChromData\HP21585\20221228-74077.b\ML0515.D				
Injection Date:	28-Dec-2022 09:44:02	Instrument ID:	HP21585		
Lims ID:	410-110319-D-10-A	Lab Sample ID:	410-110319-10		
Client ID:	MW-4S-20221220				
Operator ID:	jmg00346	ALS Bottle#:	0	Worklist Smp#:	16
Injection Vol:	1.0 ul	Dil. Factor:	1.0000		
Method:	8270_SIM_HP21585	Limit Group:	MSSV - 8270D_E SIM		
Column:	DB-5MS 20m 0.25mm (0.25 mm)	Detector	MS SCAN		

30 Chrysene, CAS: 218-01-9

Signal: 1

Processing Integration Results

RT: 11.28
Area: 7543
Amount: 0.004989
Amount Units: ug/ml

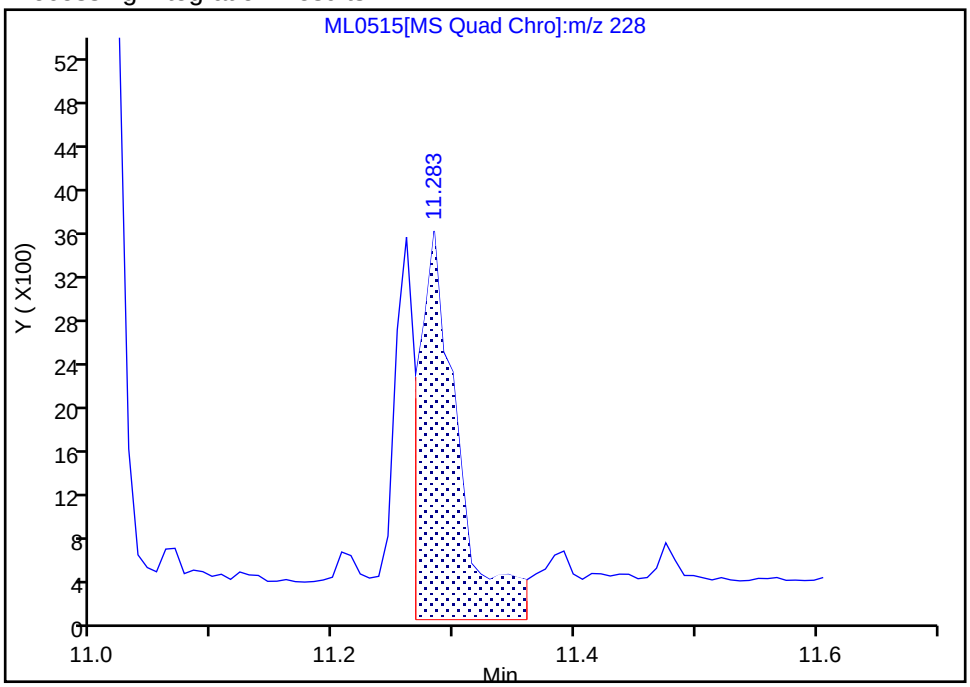

Manual Integration Results

RT: 11.28
Area: 5516
Amount: 0.003649
Amount Units: ug/ml

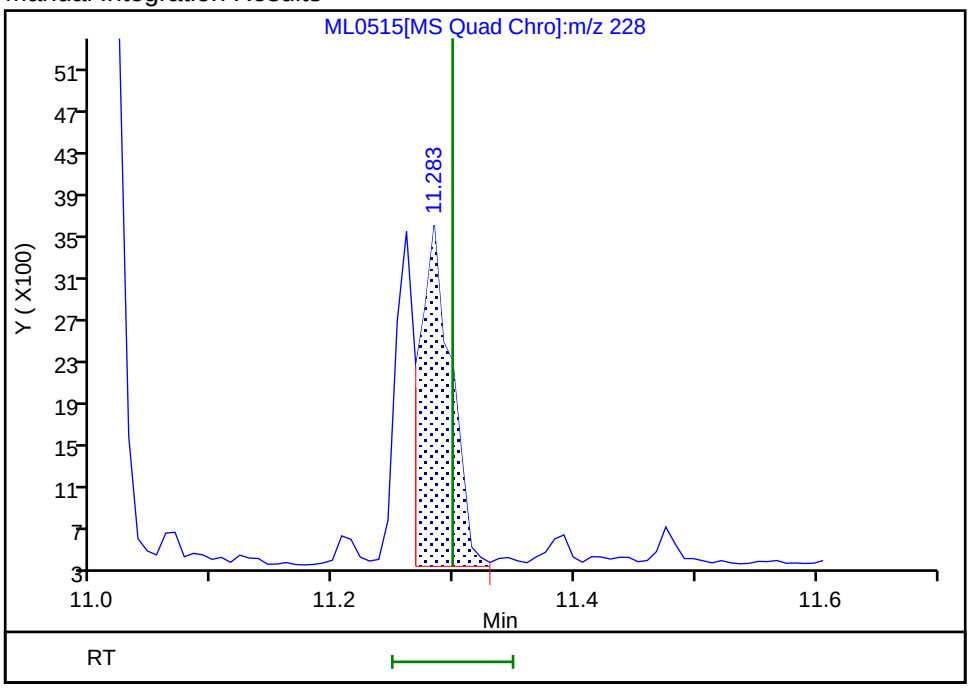

Reviewer: SJ89, 28-Dec-2022 19:16:35

Audit Action: Manually Integrated Audit Reason: Baseline

Manual Integration/User Assign Peak Report

Eurofins Lancaster Laboratories Environment Testing, LLC

Data File:	\\chromfs\Lancaster\ChromData\HP21585\20221228-74077.b\ML0515.D				
Injection Date:	28-Dec-2022 09:44:02	Instrument ID:	HP21585		
Lims ID:	410-110319-D-10-A	Lab Sample ID:	410-110319-10		
Client ID:	MW-4S-20221220				
Operator ID:	jmg00346	ALS Bottle#:	0	Worklist Smp#:	16
Injection Vol:	1.0 ul	Dil. Factor:	1.0000		
Method:	8270_SIM_HP21585	Limit Group:	MSSV - 8270D_E SIM		
Column:	DB-5MS 20m 0.25mm (0.25 mm)	Detector	MS SCAN		

25 Fluoranthene, CAS: 206-44-0

Signal: 1

Processing Integration Results

RT: 9.81
Area: 1558704
Amount: 1.083310
Amount Units: ug/ml

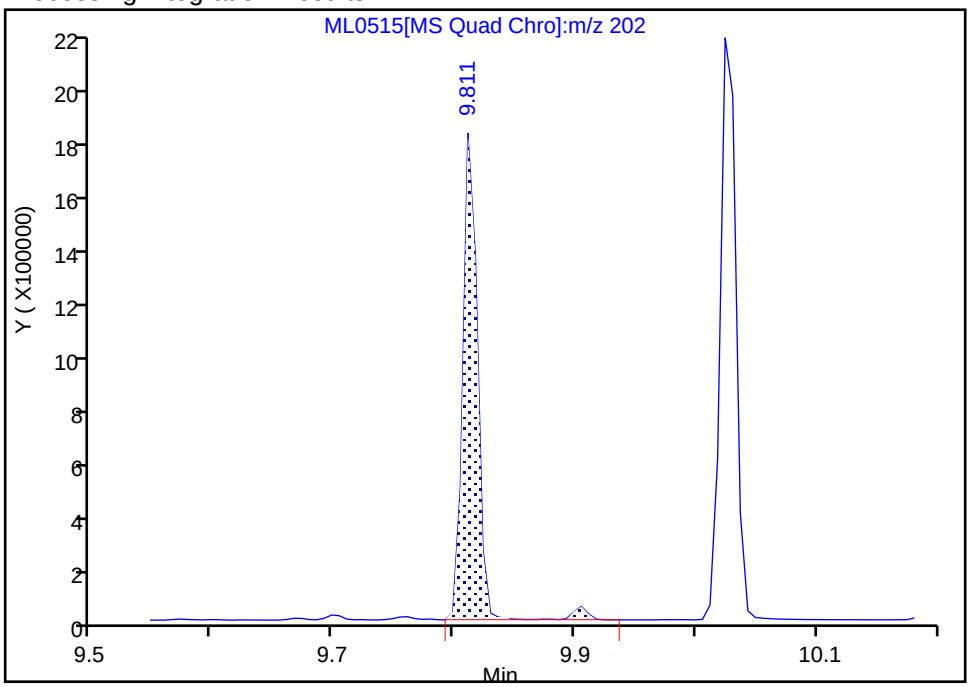

Manual Integration Results

RT: 9.81
Area: 1500249
Amount: 1.042684
Amount Units: ug/ml

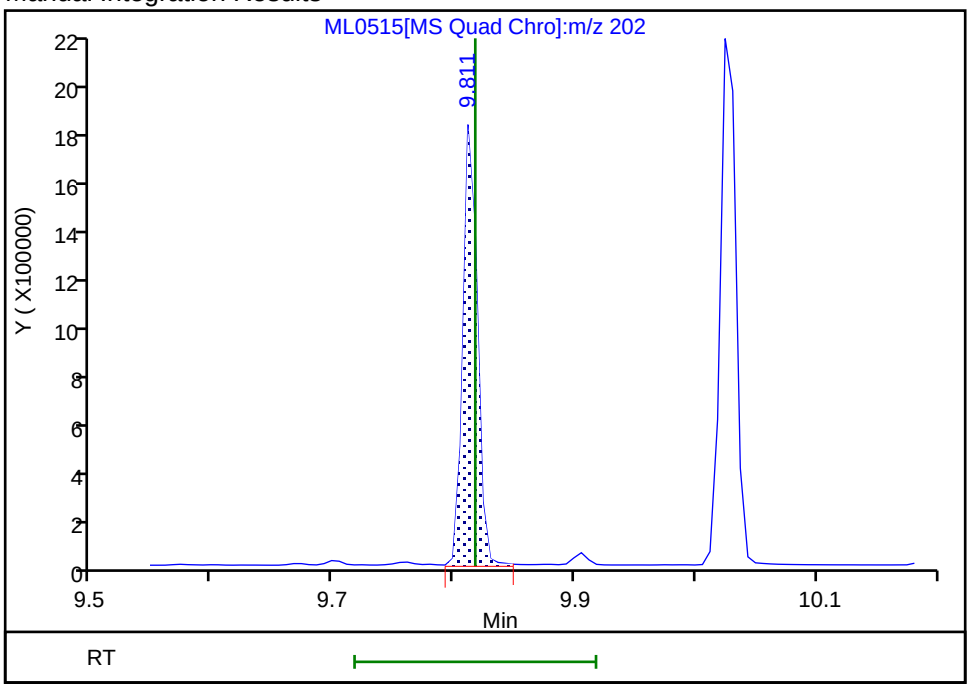

Reviewer: SJ89, 28-Dec-2022 19:16:17

Audit Action: Manually Integrated Audit Reason: Baseline

Manual Integration/User Assign Peak Report

Eurofins Lancaster Laboratories Environment Testing, LLC

Data File:	\\chromfs\Lancaster\ChromData\HP21585\20221228-74077.b\ML0515.D				
Injection Date:	28-Dec-2022 09:44:02	Instrument ID:	HP21585		
Lims ID:	410-110319-D-10-A	Lab Sample ID:	410-110319-10		
Client ID:	MW-4S-20221220				
Operator ID:	jmg00346	ALS Bottle#:	0	Worklist Smp#:	16
Injection Vol:	1.0 ul	Dil. Factor:	1.0000		
Method:	8270_SIM_HP21585	Limit Group:	MSSV - 8270D_E SIM		
Column:	DB-5MS 20m 0.25mm (0.25 mm)	Detector	MS SCAN		

17 Fluorene, CAS: 86-73-7

Signal: 1

Processing Integration Results

RT: 7.77
Area: 1404247
Amount: 1.590655
Amount Units: ug/ml

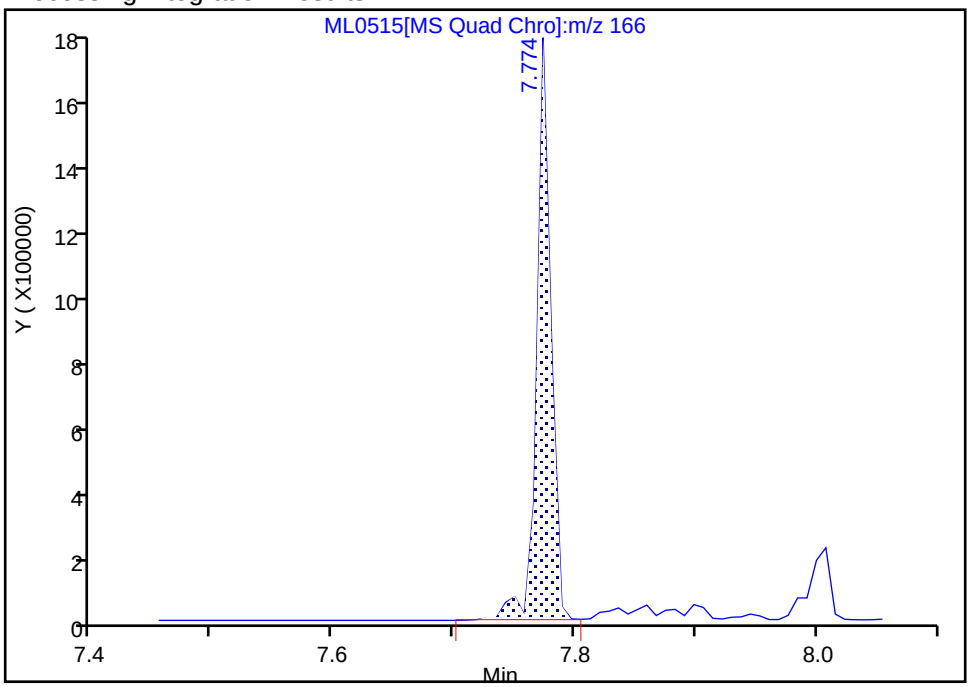

Manual Integration Results

RT: 7.77
Area: 1330983
Amount: 1.507666
Amount Units: ug/ml

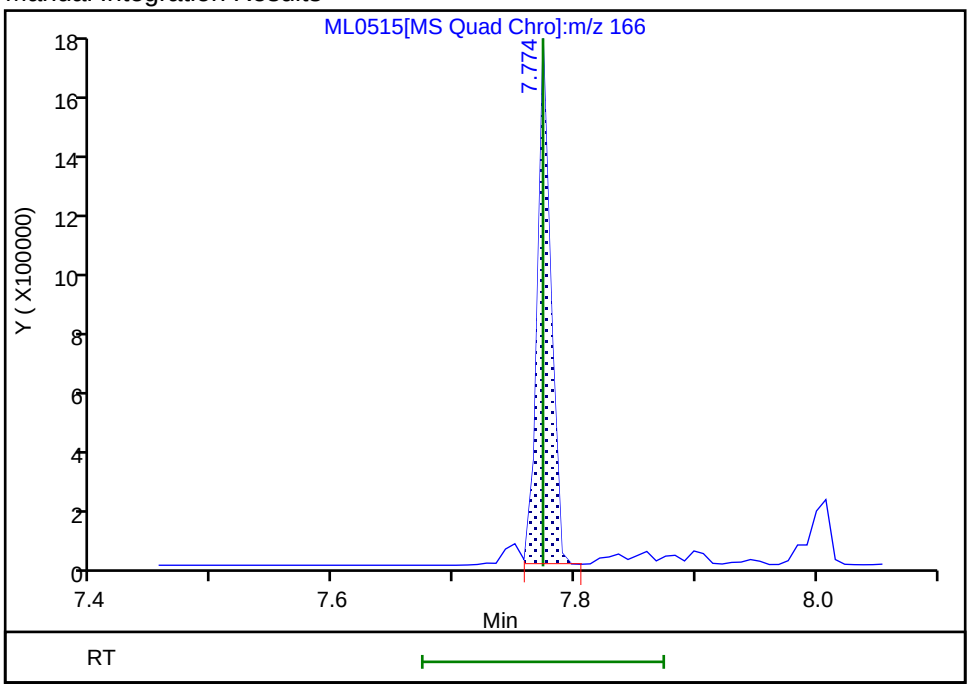

Reviewer: SJ89, 28-Dec-2022 19:16:01
Audit Action: Manually Integrated Audit Reason: Baseline

Manual Integration/User Assign Peak Report

Eurofins Lancaster Laboratories Environment Testing, LLC

Data File:	\\chromfs\Lancaster\ChromData\HP21585\20221228-74077.b\ML0515.D				
Injection Date:	28-Dec-2022 09:44:02	Instrument ID:	HP21585		
Lims ID:	410-110319-D-10-A	Lab Sample ID:	410-110319-10		
Client ID:	MW-4S-20221220				
Operator ID:	jmg00346	ALS Bottle#:	0	Worklist Smp#:	16
Injection Vol:	1.0 ul	Dil. Factor:	1.0000		
Method:	8270_SIM_HP21585	Limit Group:	MSSV - 8270D_E SIM		
Column:	DB-5MS 20m 0.25mm (0.25 mm)	Detector	MS SCAN		

40 Indeno[1,2,3-cd]pyrene, CAS: 193-39-5

Signal: 1

Processing Integration Results

RT: 14.65
Area: 3597
Amount: 0.002755
Amount Units: ug/ml

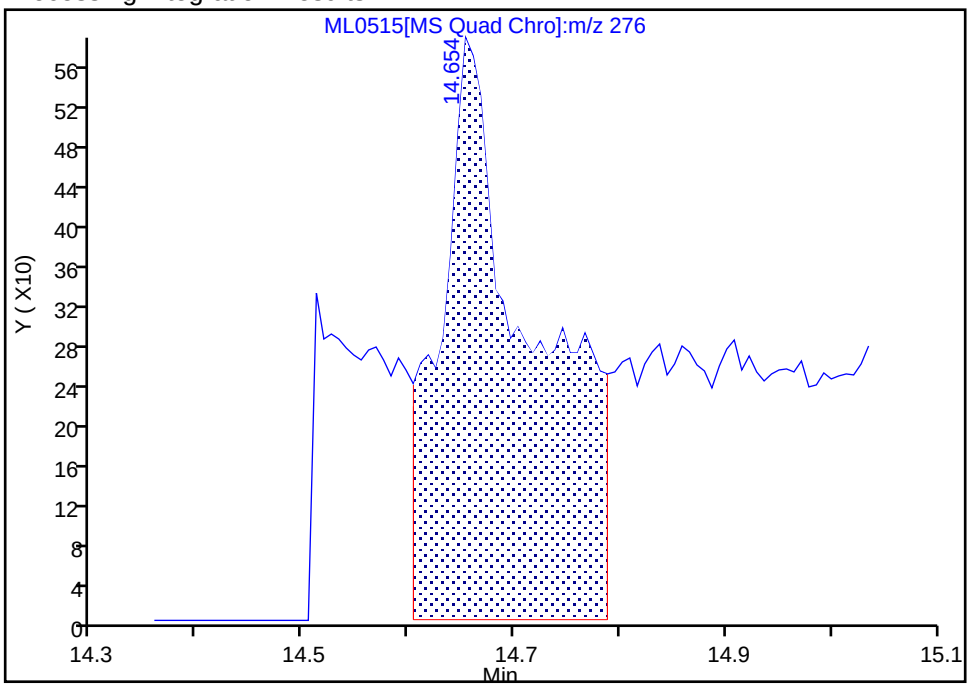

Manual Integration Results

RT: 14.65
Area: 779
Amount: 0.000597
Amount Units: ug/ml

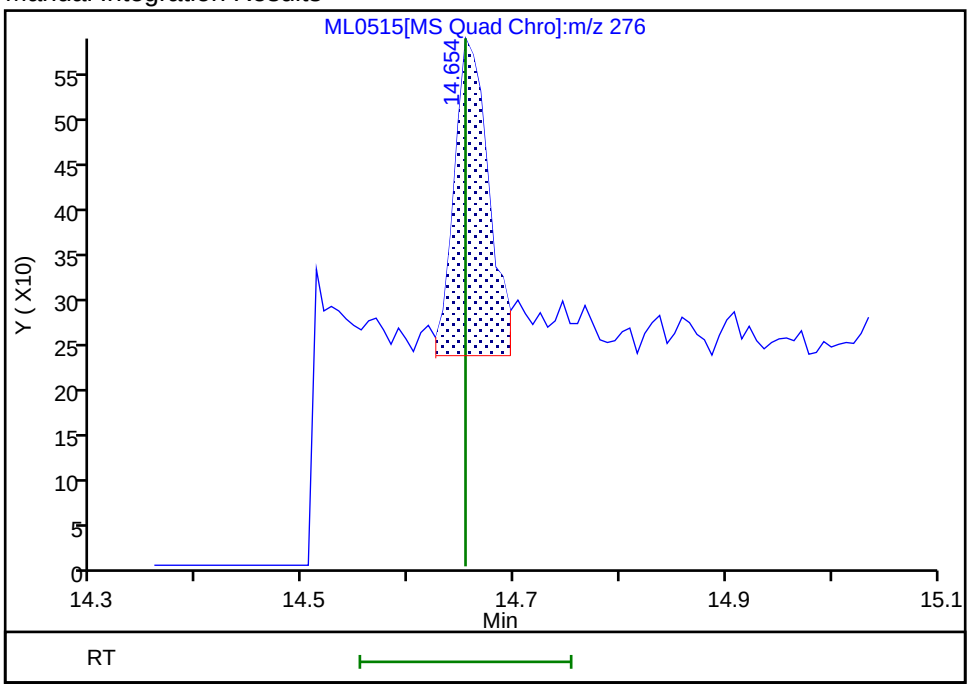

Reviewer: SJ89, 28-Dec-2022 19:16:49

Audit Action: Manually Integrated Audit Reason: Baseline

Manual Integration/User Assign Peak Report

Eurofins Lancaster Laboratories Environment Testing, LLC

Data File:	\\chromfs\Lancaster\ChromData\HP21585\20221228-74077.b\ML0515.D				
Injection Date:	28-Dec-2022 09:44:02	Instrument ID:	HP21585		
Lims ID:	410-110319-D-10-A	Lab Sample ID:	410-110319-10		
Client ID:	MW-4S-20221220				
Operator ID:	jmg00346	ALS Bottle#:	0	Worklist Smp#:	16
Injection Vol:	1.0 ul	Dil. Factor:	1.0000		
Method:	8270_SIM_HP21585	Limit Group:	MSSV - 8270D_E SIM		
Column:	DB-5MS 20m 0.25mm (0.25 mm)	Detector	MS SCAN		

6 Naphthalene, CAS: 91-20-3

Signal: 1

Processing Integration Results

RT: 5.61
Area: 30638
Amount: 0.023260
Amount Units: ug/ml

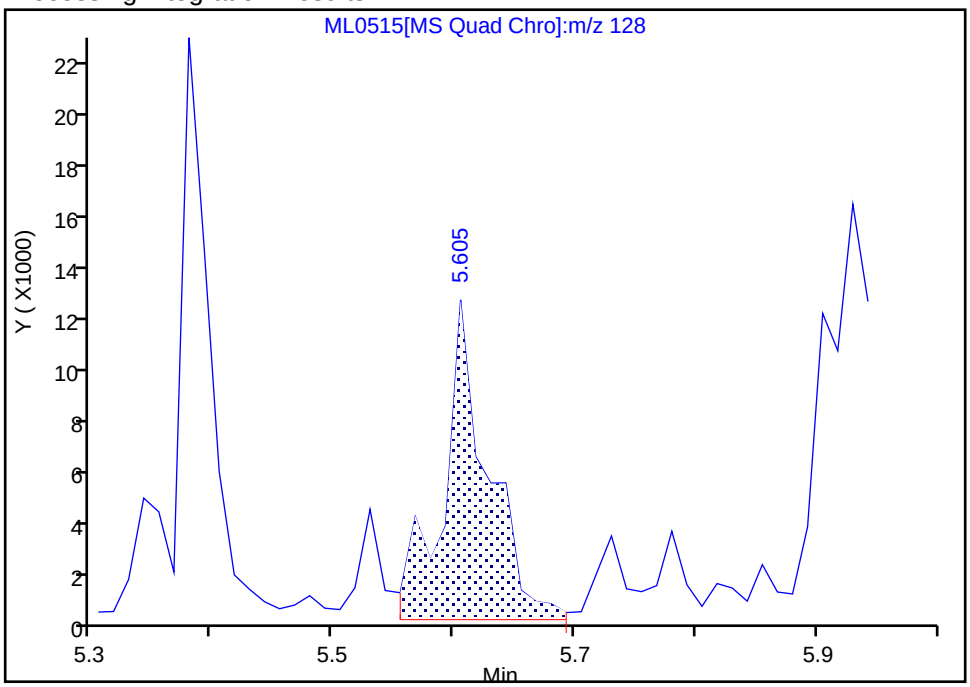

Manual Integration Results

RT: 5.61
Area: 17628
Amount: 0.013383
Amount Units: ug/ml

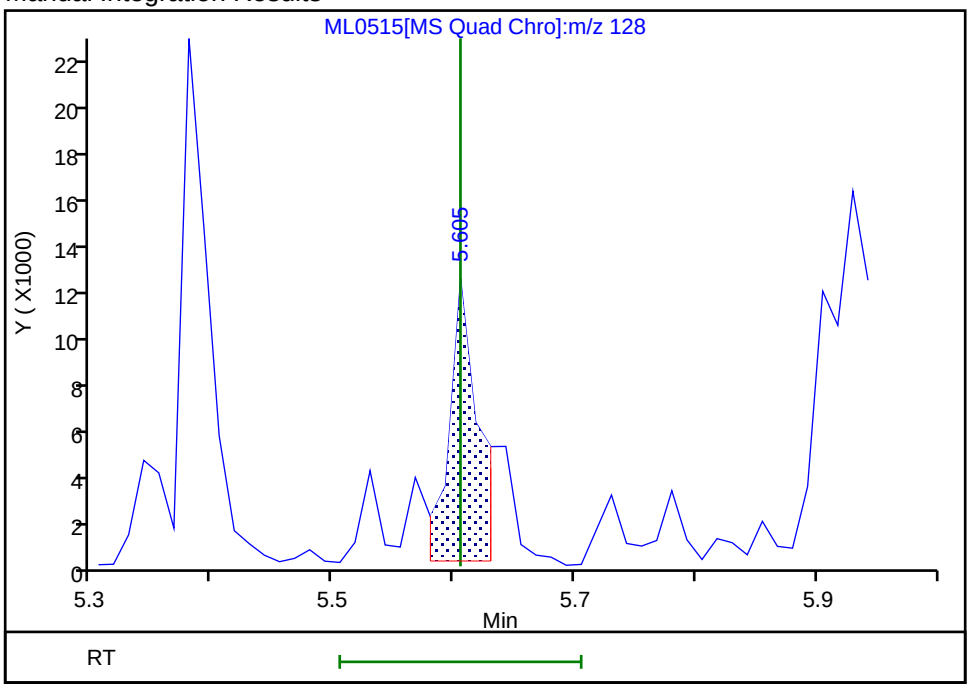

Reviewer: SJ89, 28-Dec-2022 19:15:39
Audit Action: Manually Integrated Audit Reason: Baseline

Manual Integration/User Assign Peak Report

Eurofins Lancaster Laboratories Environment Testing, LLC

Data File:	\\chromfs\Lancaster\ChromData\HP21585\20221228-74077.b\ML0515.D				
Injection Date:	28-Dec-2022 09:44:02	Instrument ID:	HP21585		
Lims ID:	410-110319-D-10-A	Lab Sample ID:	410-110319-10		
Client ID:	MW-4S-20221220				
Operator ID:	jmg00346	ALS Bottle#:	0	Worklist Smp#:	16
Injection Vol:	1.0 ul	Dil. Factor:	1.0000		
Method:	8270_SIM_HP21585	Limit Group:	MSSV - 8270D_E SIM		
Column:	DB-5MS 20m 0.25mm (0.25 mm)	Detector	MS SCAN		

* 4 1,4-Dichlorobenzene-d4, CAS: 3855-82-1

Signal: 1

Processing Integration Results

RT: 4.37
Area: 84321
Amount: 0.250000
Amount Units: ug/ml

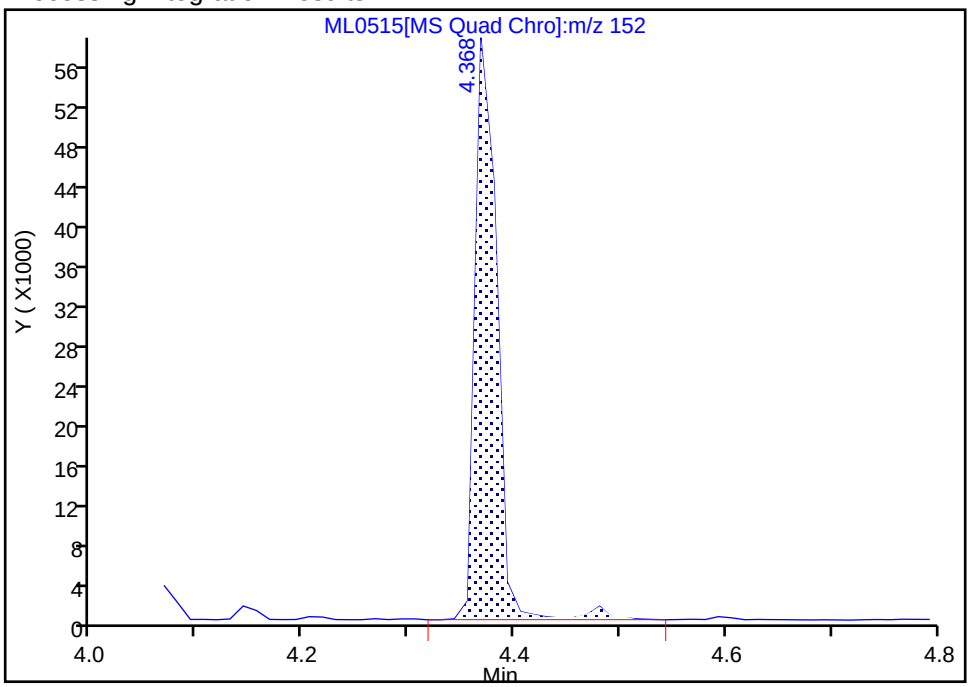

Manual Integration Results

RT: 4.37
Area: 81822
Amount: 0.250000
Amount Units: ug/ml

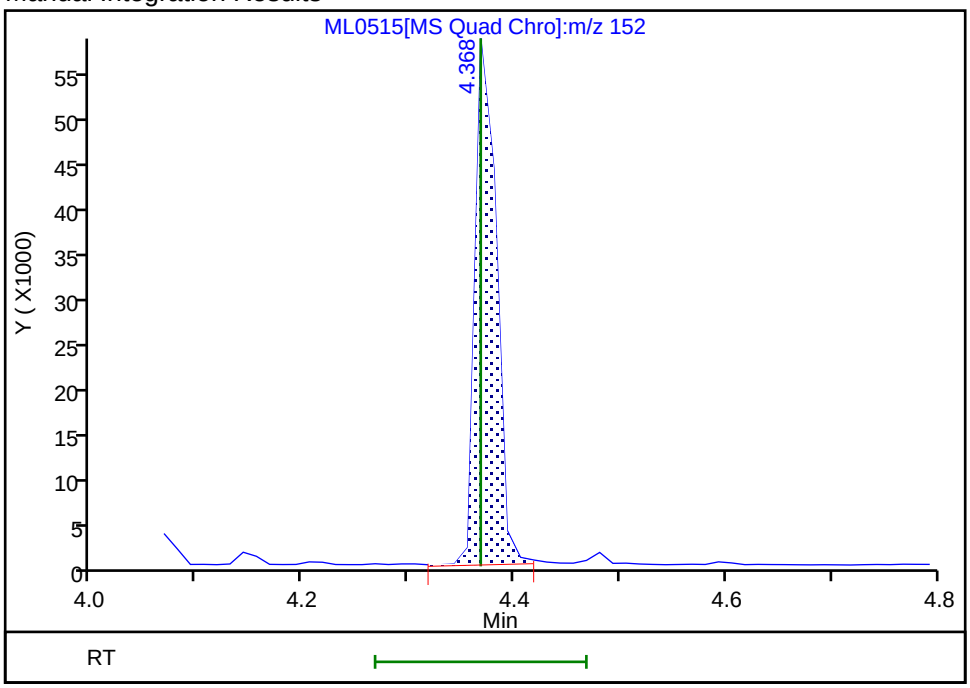

Reviewer: SJ89, 28-Dec-2022 19:15:23

Audit Action: Split an Integrated Peak Audit Reason: Split Peak

FORM I
GC/MS SEMI VOA ORGANICS ANALYSIS DATA SHEET

Lab Name: Eurofins Lancaster Laboratories Environment Testing, LLC
Job No.: 410-110319-1

SDG No.:

Client Sample ID: MW-4S-20221220 DL
Lab Sample ID: 410-110319-10 DL

Matrix: Groundwater
Lab File ID: NL1205.D

Analysis Method: 8270E SIM
Date Collected: 12/20/2022 14:00

Extract. Method: 3510C
Date Extracted: 12/27/2022 16:45

Sample wt/vol: 244.4(mL)
Date Analyzed: 12/29/2022 05:21

Con. Extract Vol.: 1(mL)
Dilution Factor: 10

Injection Volume: 1(uL)
GC Column: DB-5MS 30m 0.25 ID: 0.25(mm)

% Moisture: % Solids:
GPC Cleanup:(Y/N) N

Cleanup Factor:
Level: (low/med) Low

Analysis Batch No.: 331032
Units: ug/L

CAS NO.	COMPOUND NAME	RESULT	Q	RL	MDL
83-32-9	Acenaphthene	23		0.51	0.10

CAS NO.	SURROGATE	%REC	Q	LIMITS
63466-71-7	Benzo(a)pyrene-d12 (Surr)	53		10-110
38072-94-5	1-Methylnaphthalene-d10 (Surr)	86		36-111
93951-69-0	Fluoranthene-d10 (Surr)	86		47-128

Eurofins Lancaster Laboratories Environment Testing, LLC
Target Compound Quantitation Report

Data File:	\\chromfs\Lancaster\ChromData\HP23263\20221229-74172.b\NL1205.D				
Lims ID:	410-110319-D-10-A DL				
Client ID:	MW-4S-20221220				
Sample Type:	Client				
Inject. Date:	29-Dec-2022 05:21:30	ALS Bottle#:	6	Worklist Smp#:	6
Injection Vol:	1.0 ul	Dil. Factor:	10.0000		
Sample Info:	410-110319-D-10-A				
Misc. Info.:	410-0074172-006				
Operator ID:	jmg00346	Instrument ID:	HP23263		

Method:	\\chromfs\Lancaster\ChromData\HP23263\20221229-74172.b\8270_SIM_HP23263.m		
Limit Group:	MSSV - 8270D_E SIM		
Last Update:	30-Dec-2022 03:52:05	Calib Date:	05-Oct-2022 11:42:30
Integrator:	Falcon	ID Type:	RT Order ID
Quant Method:	Internal Standard	Quant By:	Initial Calibration
Last ICal File:	\\chromfs\Lancaster\ChromData\HP23263\20221005-67959.b\NJ0026.D		

Column 1 :	DB-5MS 20m 0.25mm (0.25 mm)	Det: MS SCAN
Process Host:	CTX1634	

First Level Reviewer: UJM0 Date: 29-Dec-2022 06:01:18

Compound	Sig	RT (min.)	Adj RT (min.)	Dlt RT (min.)	Q	Response	OnCol Amt ug/ml	Flags
* 4 1,4-Dichlorobenzene-d4	152	4.532	4.531	0.001	97	37780	0.2500	
* 5 Naphthalene-d8	136	5.744	5.744	0.000	100	118237	0.2500	
$ 9 1-Methylnaphthalene-d10	152	6.479	6.499	0.003	98	4672	0.0215	
* 13 Acenaphthene-d10	164	7.410	7.408	0.002	98	51986	0.2500	
14 Acenaphthene	154	7.440	7.440	0.002	90	144751	0.5543	
17 Fluorene	166	7.931	7.928	0.003	98	37404	0.1298	
* 20 Phenanthrene-d10	188	8.819	8.824	-0.005	100	70162	0.2500	
22 Anthracene	178	8.896	8.888	0.002	99	1390	0.004514	M
$ 24 Fluoranthene-d10 (Surr)	212	9.959	9.959	0.004	96	5505	0.0215	
25 Fluoranthene	202	9.971	9.974	-0.003	99	33512	0.1089	
26 Pyrene	202	10.191	10.187	0.004	95	43540	0.1160	
* 29 Chrysene-d12	240	11.479	11.482	-0.003	82	50246	0.2500	
$ 36 Benzo(a)pyrene-d12 (Surr)	264	13.312	13.305	0.005	98	2311	0.0131	
* 38 Perylene-d12	264	13.427	13.430	-0.003	96	45860	0.2500	

QC Flag Legend

Processing Flags

Review Flags

M - Manually Integrated

Reagents:

MSS_RVSIM_IS_00032 Amount Added: 10.00 Units: uL Run Reagent

Report Date: 30-Dec-2022 03:53:03 Chrom Revision: 2.3 20-Dec-2022 14:14:06

Eurofins Lancaster Laboratories Environment Testing, LLC

Data File:	\\chromfs\Lancaster\ChromData\HP23263\20221229-74172.b\NL1205.D				
Injection Date:	29-Dec-2022 05:21:30	Instrument ID:	HP23263	Operator ID:	jmg00346
Lims ID:	410-110319-D-10-A DL	Lab Sample ID:	410-110319-10	Worklist Smp#:	6
Client ID:	MW-4S-20221220				
Injection Vol:	1.0 ul	Dil. Factor:	10.0000	ALS Bottle#:	6
Method:	8270_SIM_HP23263	Limit Group:	MSSV - 8270D_E SIM		

Column: DB-5MS 20m 0.25mm (0.25 mm)

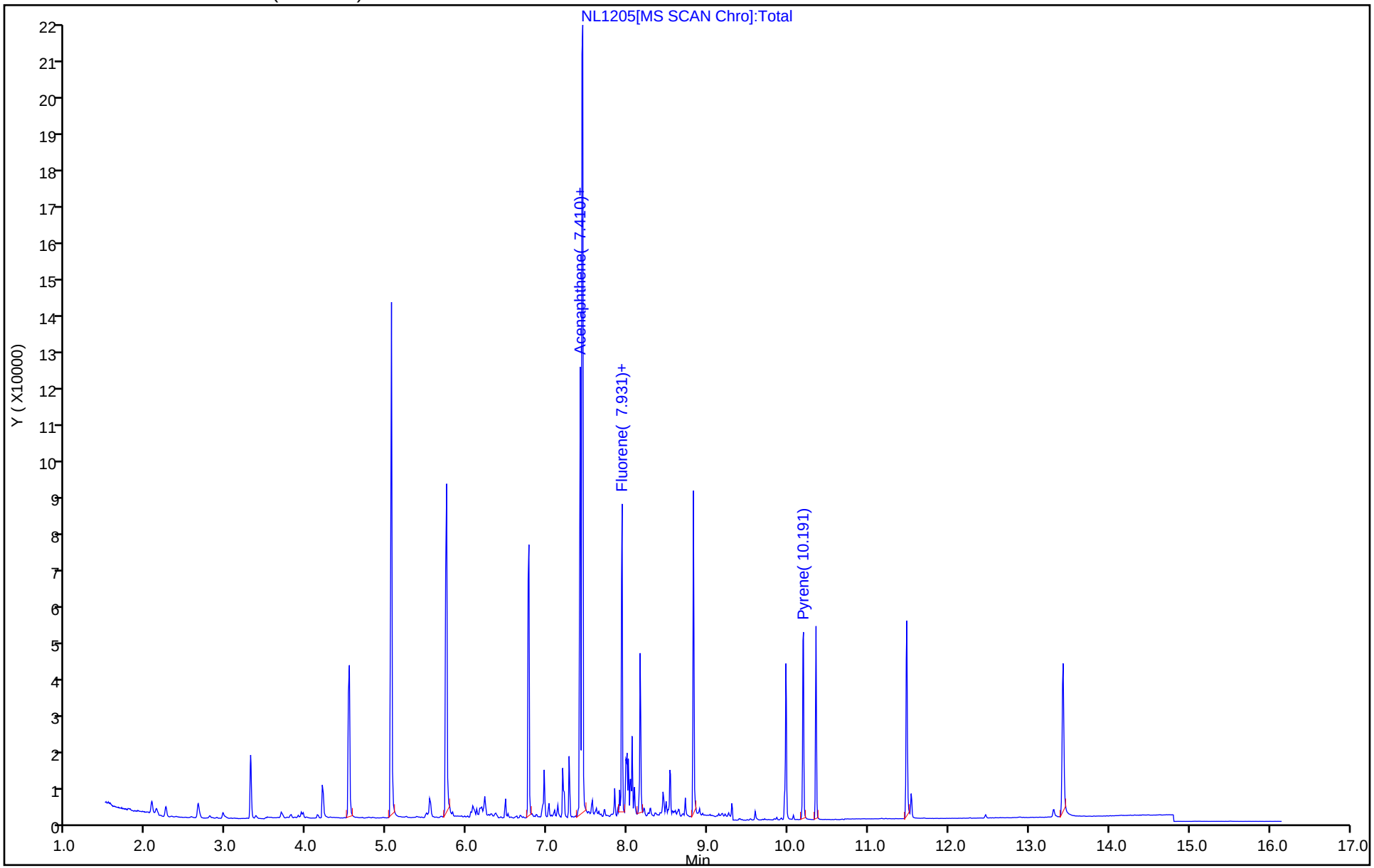

Eurofins Lancaster Laboratories Environment Testing, LLC

Recovery Report

Data File:	\\chromfs\Lancaster\ChromData\HP23263\20221229-74172.b\NL1205.D				
Lims ID:	410-110319-D-10-A DL				
Client ID:	MW-4S-20221220				
Sample Type:	Client				
Inject. Date:	29-Dec-2022 05:21:30	ALS Bottle#:	6	Worklist Smp#:	6
Injection Vol:	1.0 ul	Dil. Factor:	10.0000		
Sample Info:	410-110319-D-10-A				
Misc. Info.:	410-0074172-006				
Operator ID:	jmg00346	Instrument ID:	HP23263		

Method:	\\chromfs\Lancaster\ChromData\HP23263\20221229-74172.b\8270_SIM_HP23263.m		
Limit Group:	MSSV - 8270D_E SIM		
Last Update:	30-Dec-2022 03:52:05	Calib Date:	05-Oct-2022 11:42:30
Integrator:	Falcon	ID Type:	RT Order ID
Quant Method:	Internal Standard	Quant By:	Initial Calibration
Last ICal File:	\\chromfs\Lancaster\ChromData\HP23263\20221005-67959.b\NJ0026.D		

Column 1 :	DB-5MS 20m 0.25mm (0.25 mm)	Det: MS SCAN
Process Host:	CTX1634	

First Level Reviewer: UJM0 Date: 29-Dec-2022 06:01:18

Compound	Amount Added	Amount Recovered	% Rec.
$ 9 1-Methylnaphthalene-d10	0.2500	0.0215	85.93
$ 24 Fluoranthene-d10 (Surr)	0.2500	0.0215	86.09
$ 36 Benzo(a)pyrene-d12 (Surr)	0.2500	0.0131	52.50

Report Date: 30-Dec-2022 03:53:03 Chrom Revision: 2.3 20-Dec-2022 14:14:06

Eurofins Lancaster Laboratories Environment Testing, LLC

Data File:	\\chromfs\Lancaster\ChromData\HP23263\20221229-74172.b\NL1205.D				
Injection Date:	29-Dec-2022 05:21:30	Instrument ID:	HP23263		
Lims ID:	410-110319-D-10-A DL	Lab Sample ID:	410-110319-10		
Client ID:	MW-4S-20221220				
Operator ID:	jmg00346	ALS Bottle#:	6	Worklist Smp#:	6
Injection Vol:	1.0 ul	Dil. Factor:	10.0000		
Method:	8270_SIM_HP23263	Limit Group:	MSSV - 8270D_E SIM		
Column:	DB-5MS 20m 0.25mm (0.25 mm)	Detector	MS SCAN		

14 Acenaphthene, CAS: 83-32-9

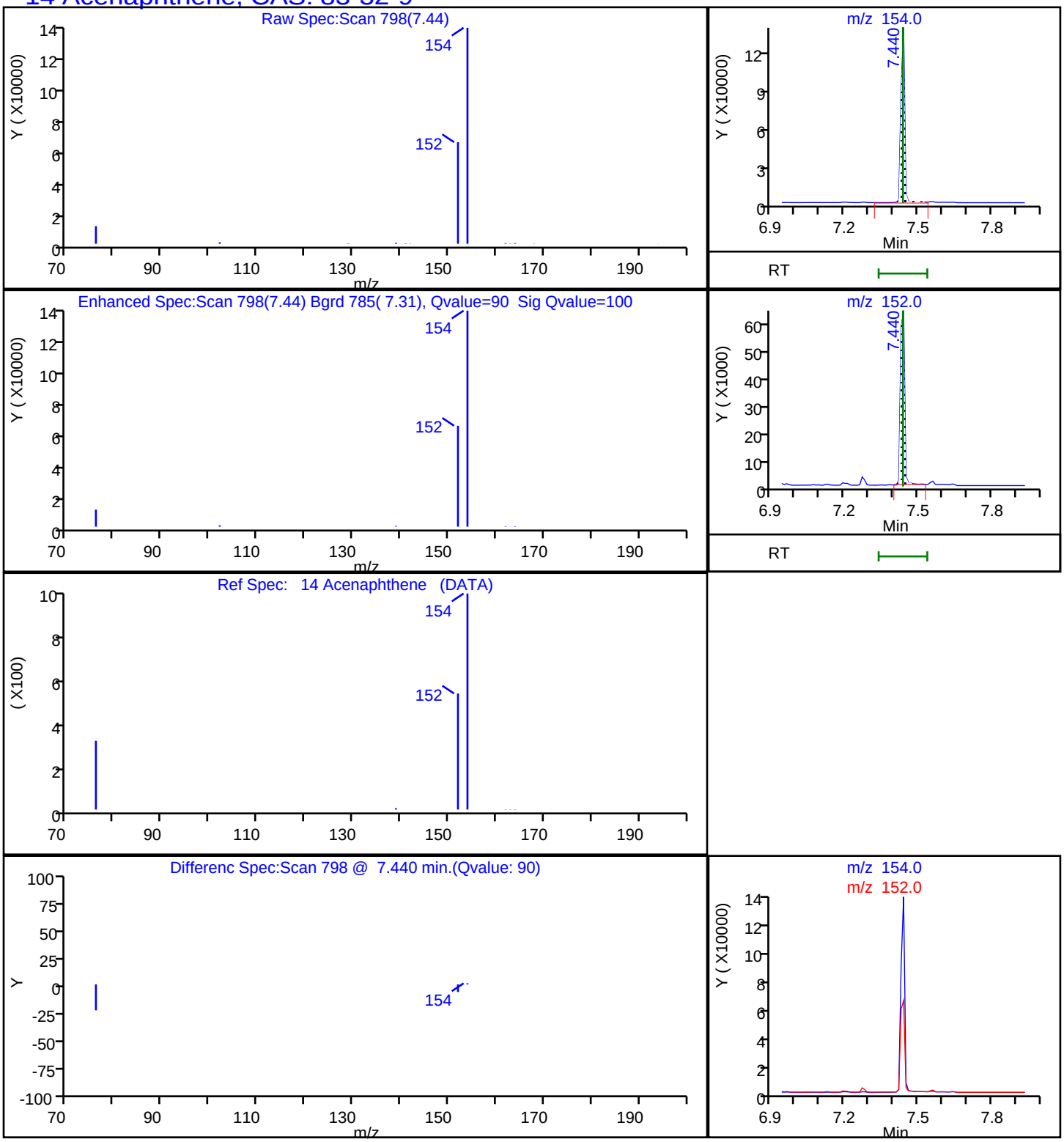

FORM I
GC/MS SEMI VOA ORGANICS ANALYSIS DATA SHEET

Lab Name: Eurofins Lancaster Laboratories Environment Testing, LLC
Job No.: 410-110319-1

SDG No.:

Client Sample ID: MW-3-20221220
Lab Sample ID: 410-110319-11

Matrix: Groundwater
Lab File ID: ML0516.D

Analysis Method: 8270E SIM
Date Collected: 12/20/2022 14:40

Extract. Method: 3510C
Date Extracted: 12/27/2022 16:45

Sample wt/vol: 233.6(mL)
Date Analyzed: 12/28/2022 10:05

Con. Extract Vol.: 1(mL)
Dilution Factor: 1

Injection Volume: 1(uL)
GC Column: DB-5MS 30m 0.25 ID: 0.25(mm)

% Moisture: % Solids:
GPC Cleanup:(Y/N) N

Cleanup Factor:
Level: (low/med) Low

Analysis Batch No.: 330631
Units: ug/L

CAS NO.	COMPOUND NAME	RESULT	Q	RL	MDL
208-96-8	Acenaphthylene	3.4		0.054	0.011
120-12-7	Anthracene	1.5		0.054	0.011
56-55-3	Benzo[a]anthracene	0.56		0.054	0.011
50-32-8	Benzo[a]pyrene	0.012	J	0.054	0.011
205-99-2	Benzo[b]fluoranthene	0.011	J	0.054	0.011
191-24-2	Benzo[g,h,i]perylene	ND		0.054	0.011
207-08-9	Benzo[k]fluoranthene	ND		0.054	0.011
218-01-9	Chrysene	0.31		0.054	0.011
53-70-3	Dibenz(a,h)anthracene	ND		0.054	0.021
206-44-0	Fluoranthene	9.0		0.054	0.011
86-73-7	Fluorene	6.8		0.054	0.011
193-39-5	Indeno[1,2,3-cd]pyrene	ND		0.054	0.021
129-00-0	Pyrene	9.2		0.054	0.011

CAS NO.	SURROGATE	%REC	Q	LIMITS
63466-71-7	Benzo(a)pyrene-d12 (Surr)	68		10-110
38072-94-5	1-Methylnaphthalene-d10 (Surr)	70		36-111
93951-69-0	Fluoranthene-d10 (Surr)	73		47-128

Eurofins Lancaster Laboratories Environment Testing, LLC
Target Compound Quantitation Report

Data File:	\\chromfs\Lancaster\ChromData\HP21585\20221228-74077.b\ML0516.D				
Lims ID:	410-110319-D-11-A				
Client ID:	MW-3-20221220				
Sample Type:	Client				
Inject. Date:	28-Dec-2022 10:05:36	ALS Bottle#:	0	Worklist Smp#:	17
Injection Vol:	1.0 ul	Dil. Factor:	1.0000		
Sample Info:	410-110319-D-11-A				
Misc. Info.:	410-0074077-017				
Operator ID:	jmg00346	Instrument ID:	HP21585		

Method:	\\chromfs\Lancaster\ChromData\HP21585\20221228-74077.b\8270_SIM_HP21585.m		
Limit Group:	MSSV - 8270D_E SIM		
Last Update:	28-Dec-2022 19:46:07	Calib Date:	28-Jul-2022 21:32:00
Integrator:	Falcon	ID Type:	Deconvolution ID
Quant Method:	Internal Standard	Quant By:	Initial Calibration
Last ICal File:	\\chromfs\Lancaster\ChromData\HP21585\20220728-62933.b\MG1356.D		

Column 1 :	DB-5MS 20m 0.25mm (0.25 mm)	Det: MS SCAN
Process Host:	CTX1637	

First Level Reviewer: SJ89 Date: 28-Dec-2022 18:55:39

Compound	Sig	RT (min.)	Adj RT (min.)	Dlt RT (min.)	Q	Response	OnCol Amt ug/ml	Flags
* 4 1,4-Dichlorobenzene-d4	152	4.368	4.368	0.000	96	87003	0.2500	
* 5 Naphthalene-d8	136	5.593	5.593	0.000	6	267035	0.2500	a
6 Naphthalene	128	5.605	5.605	0.000	91	8933817	6.69	E
$ 9 1-Methylnaphthalene-d10	152	6.323	6.342	0.001	98	106757	0.1749	a
12 Acenaphthylene	152	7.120	7.120	0.000	97	1034472	0.8059	
* 13 Acenaphthene-d10	164	7.258	7.258	0.000	96	158924	0.2500	M
14 Acenaphthene	154	7.288	7.288	0.000	87	4873136	6.12	E
17 Fluorene	166	7.774	7.774	0.000	96	1496791	1.60	M
* 20 Phenanthrene-d10	188	8.664	8.663	0.001	94	299284	0.2500	
21 Phenanthrene	178	8.687	8.687	0.000	100	4456757	3.11	E
22 Anthracene	178	8.734	8.734	0.000	100	473068	0.3534	
$ 24 Fluoranthene-d10 (Surr)	212	9.799	9.799	0.000	97	230118	0.1825	
25 Fluoranthene	202	9.811	9.818	-0.006	99	3286826	2.11	M
26 Pyrene	202	10.031	10.031	0.000	97	4173887	2.15	M
28 Benzo[a]anthracene	228	11.261	11.260	0.001	100	205384	0.1320	
* 29 Chrysene-d12	240	11.268	11.276	-0.008	65	296780	0.2500	
30 Chrysene	228	11.299	11.299	0.000	100	124451	0.0716	
33 Benzo[b]fluoranthene	252	12.610	12.610	0.000	99	4546	0.002511	
34 Benzo[k]fluoranthene	252	12.649	12.649	0.000	97	1930	0.000999	7Ma
$ 36 Benzo(a)pyrene-d12 (Surr)	264	13.017	13.024	-0.007	99	208980	0.1696	
37 Benzo[a]pyrene	252	13.048	13.047	-0.007	99	4650	0.002816	
* 38 Perylene-d12	264	13.132	13.132	0.000	99	333293	0.2500	
40 Indeno[1,2,3-cd]pyrene	276	14.654	14.654	0.000	98	1801	0.001283	7M

QC Flag Legend

Processing Flags

E - Exceeded Maximum Amount

7 - Failed Limit of Detection

Review Flags

M - Manually Integrated

a - User Assigned ID

Reagents:

MSS_RVSIM_IS_00033	Amount Added: 10.00	Units: uL	Run Reagent

Report Date: 28-Dec-2022 19:46:28 Chrom Revision: 2.3 20-Dec-2022 14:14:06

Eurofins Lancaster Laboratories Environment Testing, LLC

Data File:	\\chromfs\Lancaster\ChromData\HP21585\20221228-74077.b\ML0516.D				
Injection Date:	28-Dec-2022 10:05:36	Instrument ID:	HP21585	Operator ID:	jmg00346
Lims ID:	410-110319-D-11-A	Lab Sample ID:	410-110319-11	Worklist Smp#:	17
Client ID:	MW-3-20221220				
Injection Vol:	1.0 ul	Dil. Factor:	1.0000	ALS Bottle#:	0
Method:	8270_SIM_HP21585	Limit Group:	MSSV - 8270D_E SIM		

Column: DB-5MS 20m 0.25mm (0.25 mm)

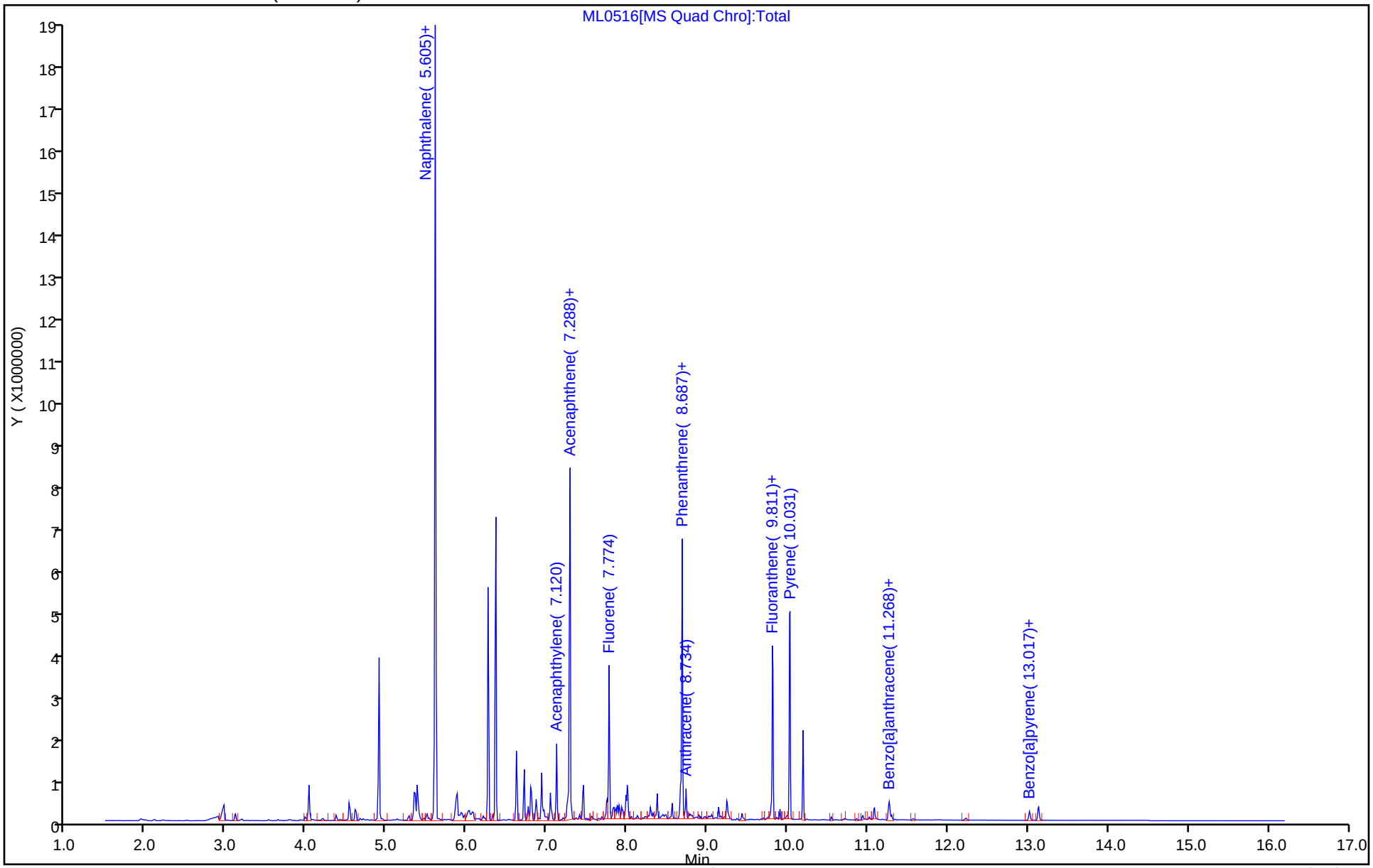

Eurofins Lancaster Laboratories Environment Testing, LLC

Recovery Report

Data File:	\\chromfs\Lancaster\ChromData\HP21585\20221228-74077.b\ML0516.D				
Lims ID:	410-110319-D-11-A				
Client ID:	MW-3-20221220				
Sample Type:	Client				
Inject. Date:	28-Dec-2022 10:05:36	ALS Bottle#:	0	Worklist Smp#:	17
Injection Vol:	1.0 ul	Dil. Factor:	1.0000		
Sample Info:	410-110319-D-11-A				
Misc. Info.:	410-0074077-017				
Operator ID:	jmg00346	Instrument ID:	HP21585		

Method:	\\chromfs\Lancaster\ChromData\HP21585\20221228-74077.b\8270_SIM_HP21585.m		
Limit Group:	MSSV - 8270D_E SIM		
Last Update:	28-Dec-2022 19:46:07	Calib Date:	28-Jul-2022 21:32:00
Integrator:	Falcon	ID Type:	Deconvolution ID
Quant Method:	Internal Standard	Quant By:	Initial Calibration
Last ICal File:	\\chromfs\Lancaster\ChromData\HP21585\20220728-62933.b\MG1356.D		

Column 1 :	DB-5MS 20m 0.25mm (0.25 mm)	Det: MS SCAN
Process Host:	CTX1637	

First Level Reviewer: SJ89 Date: 28-Dec-2022 18:55:39

Compound	Amount Added	Amount Recovered	% Rec.
$ 9 1-Methylnaphthalene-d10	0.2500	0.1749	69.98
$ 24 Fluoranthene-d10 (Surr)	0.2500	0.1825	73.00
$ 36 Benzo(a)pyrene-d12 (Surr)	0.2500	0.1696	67.84

Report Date: 28-Dec-2022 19:46:28 Chrom Revision: 2.3 20-Dec-2022 14:14:06

Eurofins Lancaster Laboratories Environment Testing, LLC

Data File:	\\chromfs\Lancaster\ChromData\HP21585\20221228-74077.b\ML0516.D				
Injection Date:	28-Dec-2022 10:05:36	Instrument ID:	HP21585		
Lims ID:	410-110319-D-11-A	Lab Sample ID:	410-110319-11		
Client ID:	MW-3-20221220				
Operator ID:	jmg00346	ALS Bottle#:	0	Worklist Smp#:	17
Injection Vol:	1.0 ul	Dil. Factor:	1.0000		
Method:	8270_SIM_HP21585	Limit Group:	MSSV - 8270D_E SIM		
Column:	DB-5MS 20m 0.25mm (0.25 mm)	Detector	MS SCAN		

12 Acenaphthylene, CAS: 208-96-8

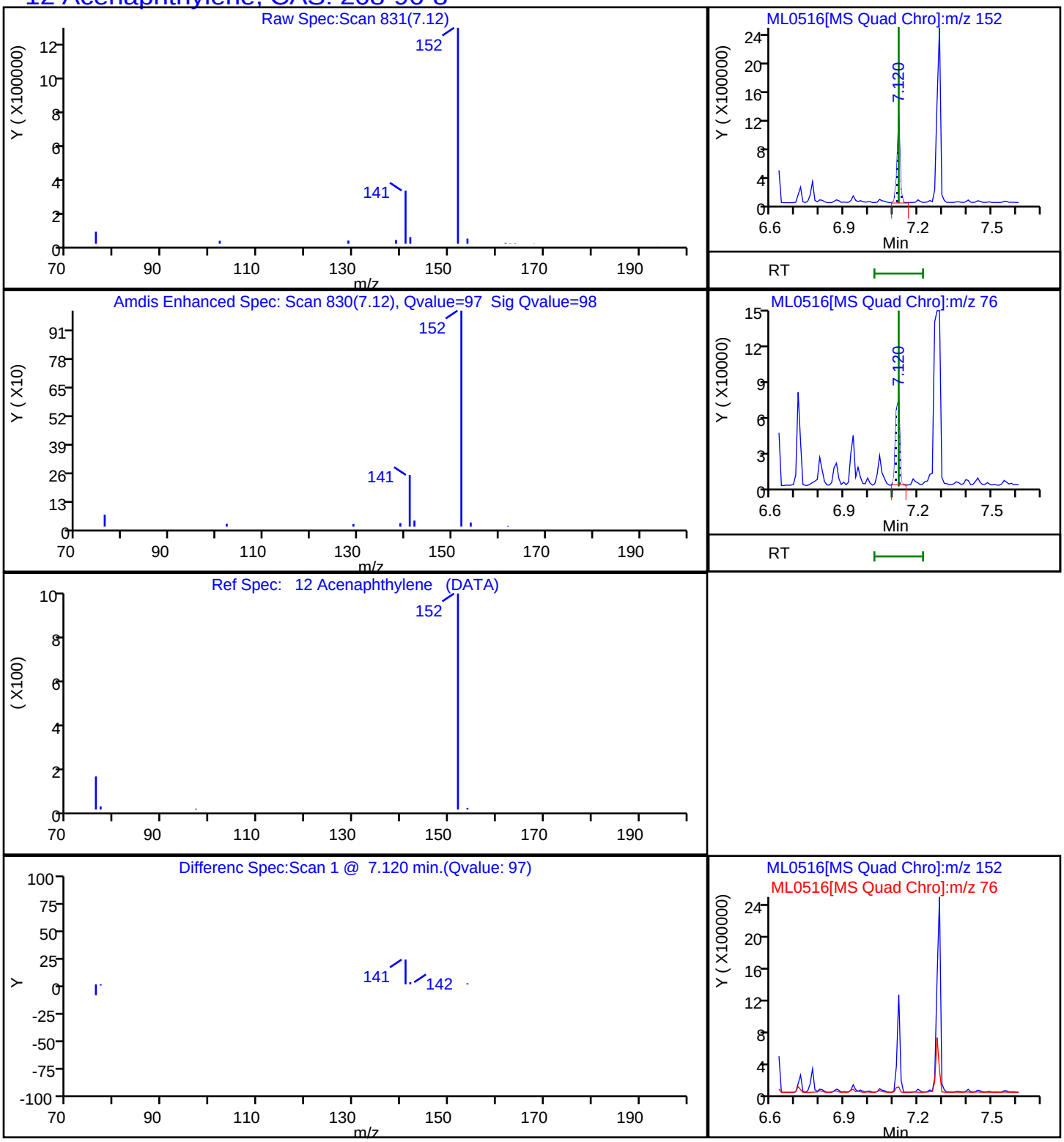

Report Date: 28-Dec-2022 19:46:28 Chrom Revision: 2.3 20-Dec-2022 14:14:06

Eurofins Lancaster Laboratories Environment Testing, LLC

Data File:	\\chromfs\Lancaster\ChromData\HP21585\20221228-74077.b\ML0516.D				
Injection Date:	28-Dec-2022 10:05:36	Instrument ID:	HP21585		
Lims ID:	410-110319-D-11-A	Lab Sample ID:	410-110319-11		
Client ID:	MW-3-20221220				
Operator ID:	jmg00346	ALS Bottle#:	0	Worklist Smp#:	17
Injection Vol:	1.0 ul	Dil. Factor:	1.0000		
Method:	8270_SIM_HP21585	Limit Group:	MSSV - 8270D_E SIM		
Column:	DB-5MS 20m 0.25mm (0.25 mm)	Detector	MS SCAN		

22 Anthracene, CAS: 120-12-7

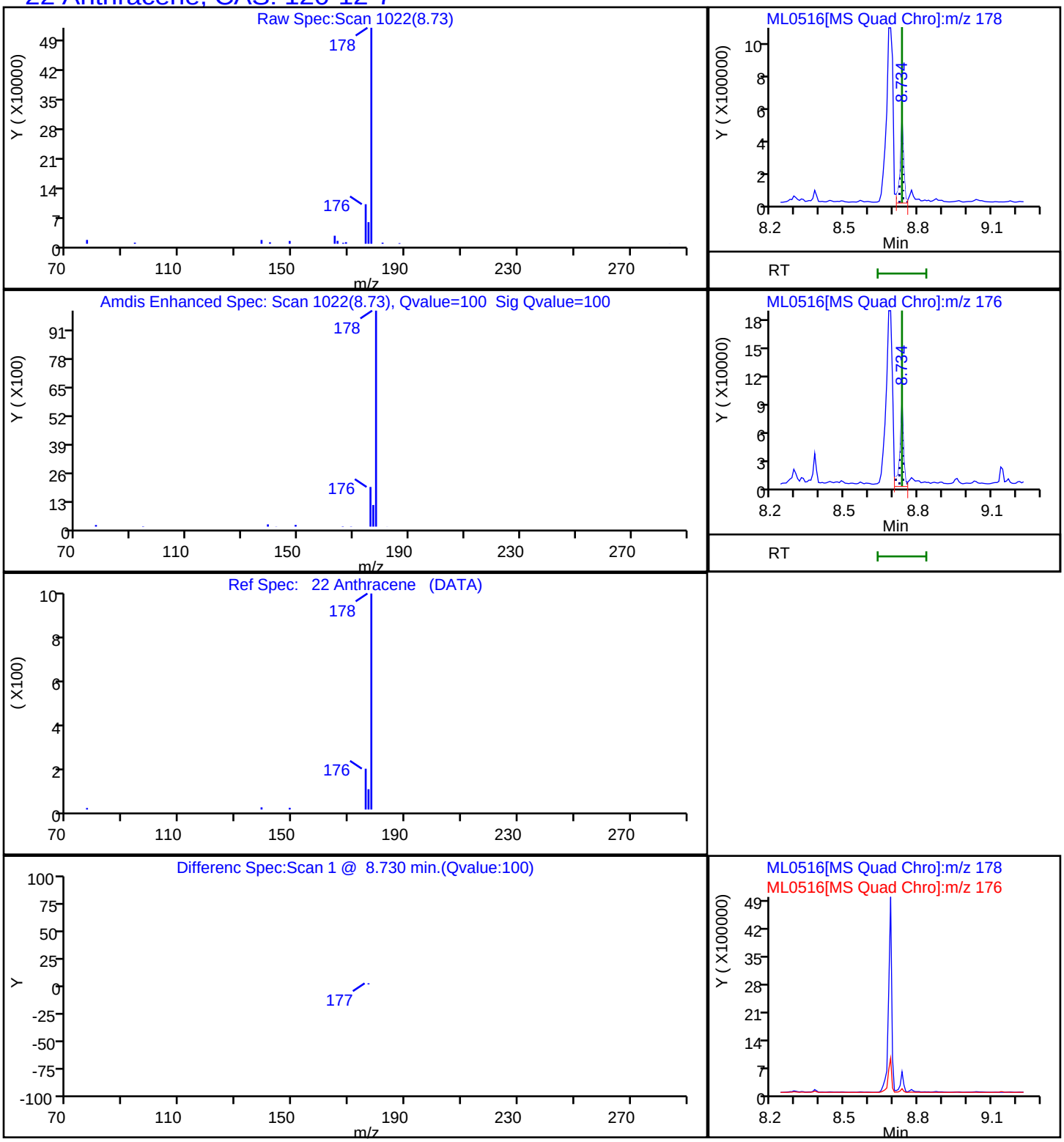

Report Date: 28-Dec-2022 19:46:28 Chrom Revision: 2.3 20-Dec-2022 14:14:06

Eurofins Lancaster Laboratories Environment Testing, LLC

Data File:	\\chromfs\Lancaster\ChromData\HP21585\20221228-74077.b\ML0516.D				
Injection Date:	28-Dec-2022 10:05:36	Instrument ID:	HP21585		
Lims ID:	410-110319-D-11-A	Lab Sample ID:	410-110319-11		
Client ID:	MW-3-20221220				
Operator ID:	jmg00346	ALS Bottle#:	0	Worklist Smp#:	17
Injection Vol:	1.0 ul	Dil. Factor:	1.0000		
Method:	8270_SIM_HP21585	Limit Group:	MSSV - 8270D_E SIM		
Column:	DB-5MS 20m 0.25mm (0.25 mm)	Detector	MS SCAN		

28 Benzo[a]anthracene, CAS: 56-55-3

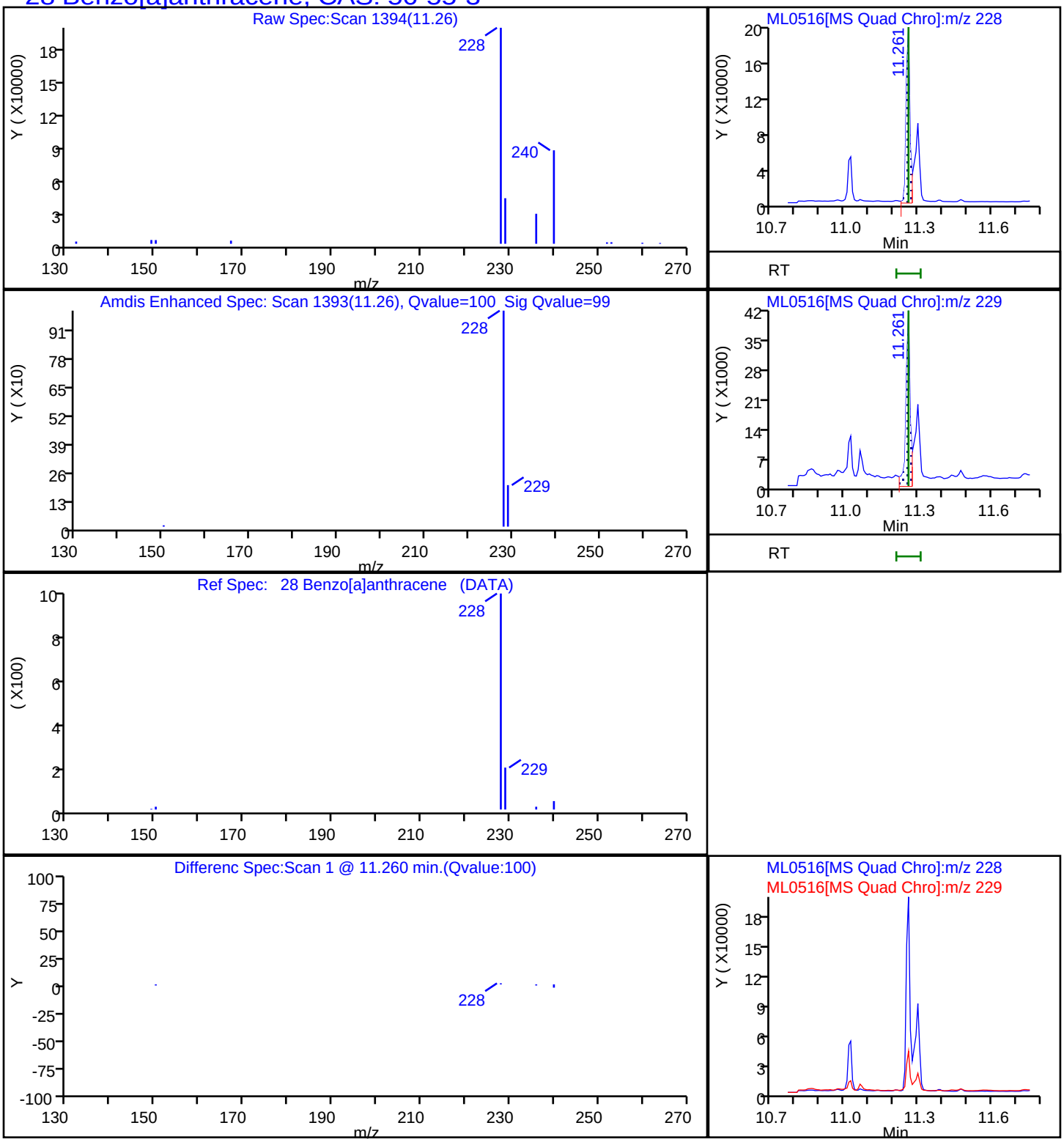

Report Date: 28-Dec-2022 19:46:29 Chrom Revision: 2.3 20-Dec-2022 14:14:06

Eurofins Lancaster Laboratories Environment Testing, LLC

Data File:	\\chromfs\Lancaster\ChromData\HP21585\20221228-74077.b\ML0516.D				
Injection Date:	28-Dec-2022 10:05:36	Instrument ID:	HP21585		
Lims ID:	410-110319-D-11-A	Lab Sample ID:	410-110319-11		
Client ID:	MW-3-20221220				
Operator ID:	jmg00346	ALS Bottle#:	0	Worklist Smp#:	17
Injection Vol:	1.0 ul	Dil. Factor:	1.0000		
Method:	8270_SIM_HP21585	Limit Group:	MSSV - 8270D_E SIM		
Column:	DB-5MS 20m 0.25mm (0.25 mm)	Detector	MS SCAN		

37 Benzo[a]pyrene, CAS: 50-32-8

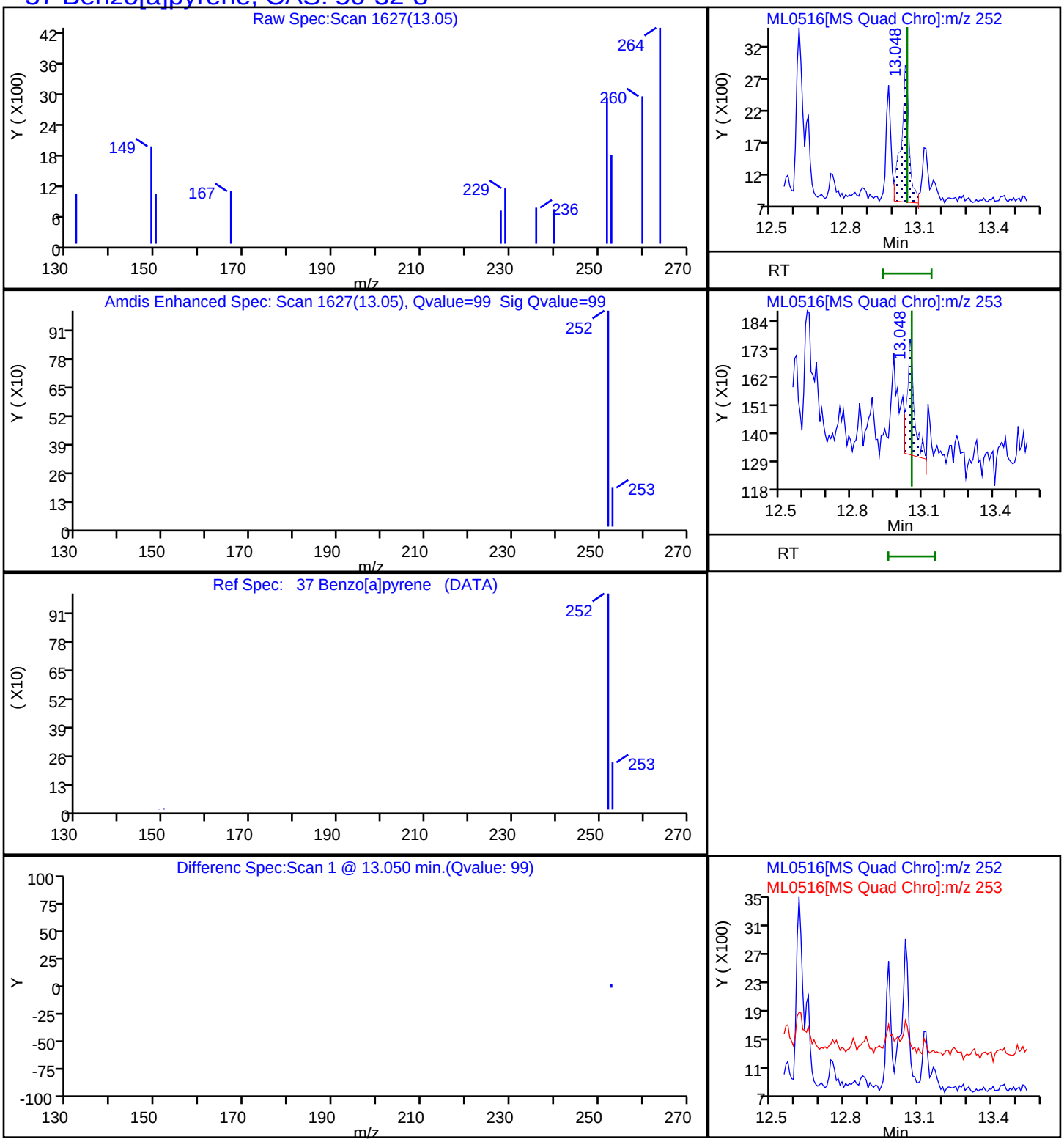

Report Date: 28-Dec-2022 19:46:28 Chrom Revision: 2.3 20-Dec-2022 14:14:06

Eurofins Lancaster Laboratories Environment Testing, LLC

Data File:	\\chromfs\Lancaster\ChromData\HP21585\20221228-74077.b\ML0516.D				
Injection Date:	28-Dec-2022 10:05:36	Instrument ID:	HP21585		
Lims ID:	410-110319-D-11-A	Lab Sample ID:	410-110319-11		
Client ID:	MW-3-20221220				
Operator ID:	jmg00346	ALS Bottle#:	0	Worklist Smp#:	17
Injection Vol:	1.0 ul	Dil. Factor:	1.0000		
Method:	8270_SIM_HP21585	Limit Group:	MSSV - 8270D_E SIM		
Column:	DB-5MS 20m 0.25mm (0.25 mm)	Detector	MS SCAN		

33 Benzo[b]fluoranthene, CAS: 205-99-2

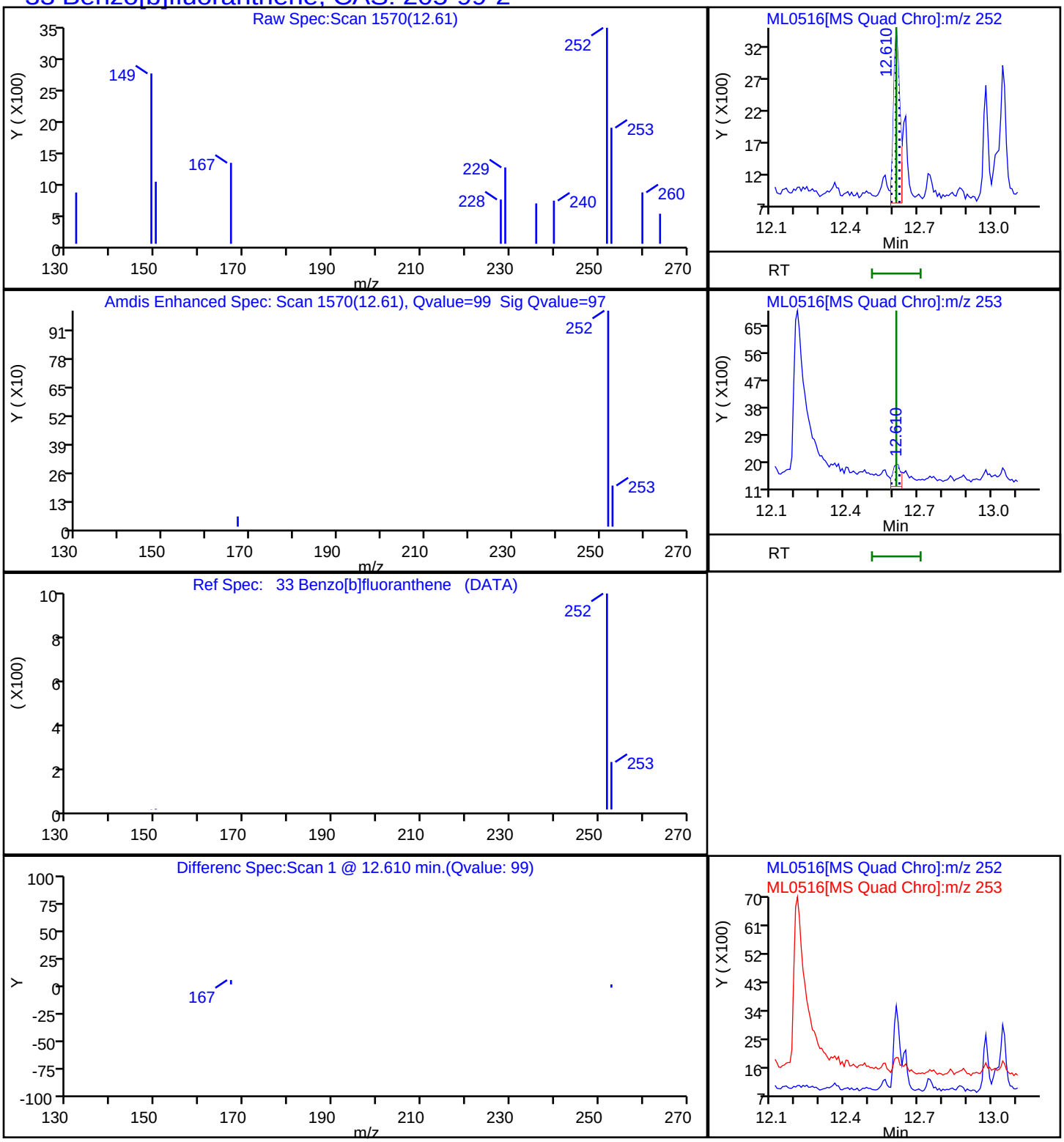

Report Date: 28-Dec-2022 19:46:28 Chrom Revision: 2.3 20-Dec-2022 14:14:06

Eurofins Lancaster Laboratories Environment Testing, LLC

Data File:	\\chromfs\Lancaster\ChromData\HP21585\20221228-74077.b\ML0516.D				
Injection Date:	28-Dec-2022 10:05:36	Instrument ID:	HP21585		
Lims ID:	410-110319-D-11-A	Lab Sample ID:	410-110319-11		
Client ID:	MW-3-20221220				
Operator ID:	jmg00346	ALS Bottle#:	0	Worklist Smp#:	17
Injection Vol:	1.0 ul	Dil. Factor:	1.0000		
Method:	8270_SIM_HP21585	Limit Group:	MSSV - 8270D_E SIM		
Column:	DB-5MS 20m 0.25mm (0.25 mm)	Detector	MS SCAN		

30 Chrysene, CAS: 218-01-9

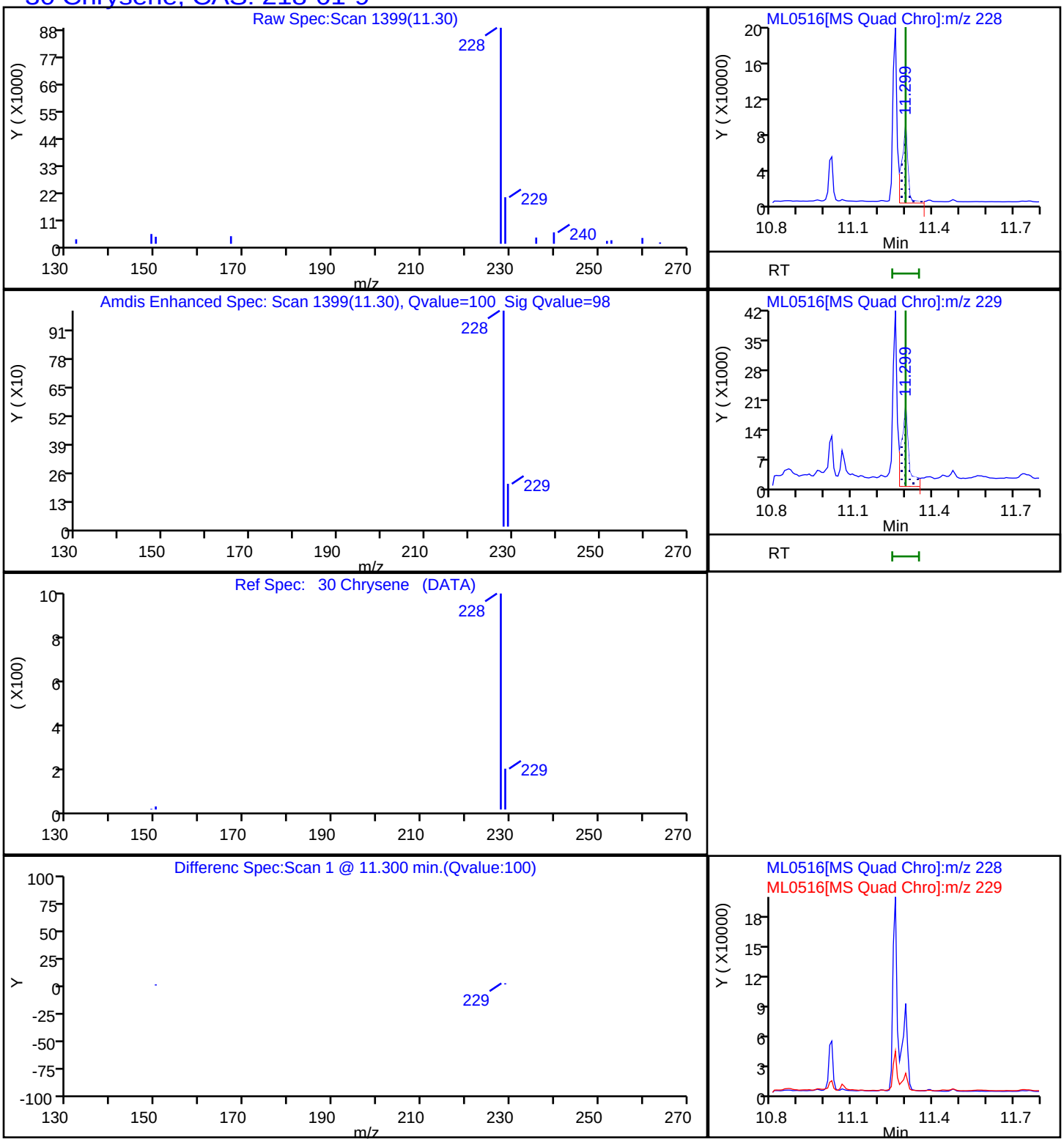

Report Date: 28-Dec-2022 19:46:28 Chrom Revision: 2.3 20-Dec-2022 14:14:06

Eurofins Lancaster Laboratories Environment Testing, LLC

Data File:	\\chromfs\Lancaster\ChromData\HP21585\20221228-74077.b\ML0516.D				
Injection Date:	28-Dec-2022 10:05:36	Instrument ID:	HP21585		
Lims ID:	410-110319-D-11-A	Lab Sample ID:	410-110319-11		
Client ID:	MW-3-20221220				
Operator ID:	jmg00346	ALS Bottle#:	0	Worklist Smp#:	17
Injection Vol:	1.0 ul	Dil. Factor:	1.0000		
Method:	8270_SIM_HP21585	Limit Group:	MSSV - 8270D_E SIM		
Column:	DB-5MS 20m 0.25mm (0.25 mm)	Detector	MS SCAN		

25 Fluoranthene, CAS: 206-44-0

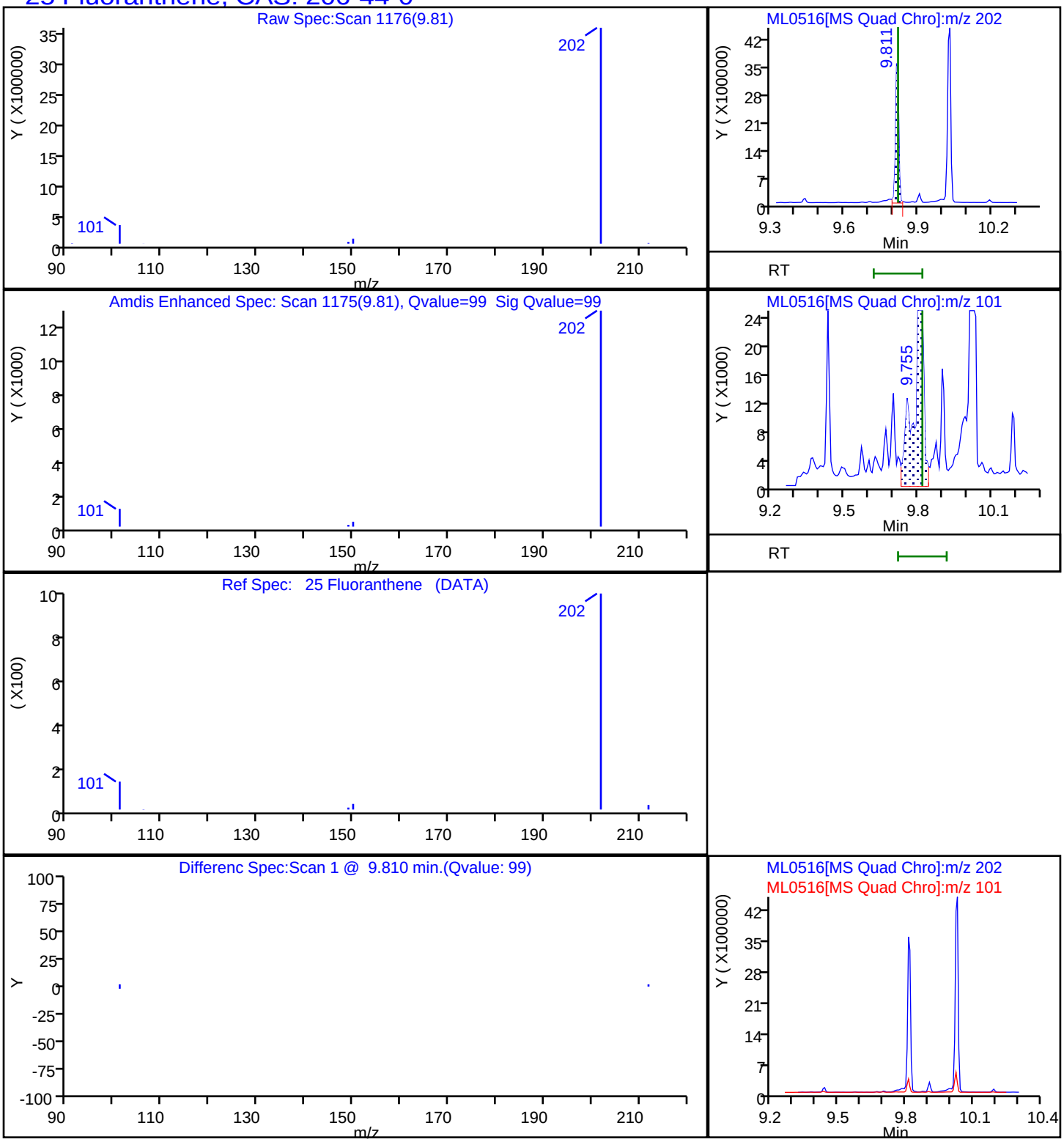

Report Date: 28-Dec-2022 19:46:28 Chrom Revision: 2.3 20-Dec-2022 14:14:06

Eurofins Lancaster Laboratories Environment Testing, LLC

Data File:	\\chromfs\Lancaster\ChromData\HP21585\20221228-74077.b\ML0516.D				
Injection Date:	28-Dec-2022 10:05:36	Instrument ID:	HP21585		
Lims ID:	410-110319-D-11-A	Lab Sample ID:	410-110319-11		
Client ID:	MW-3-20221220				
Operator ID:	jmg00346	ALS Bottle#:	0	Worklist Smp#:	17
Injection Vol:	1.0 ul	Dil. Factor:	1.0000		
Method:	8270_SIM_HP21585	Limit Group:	MSSV - 8270D_E SIM		
Column:	DB-5MS 20m 0.25mm (0.25 mm)	Detector	MS SCAN		

17 Fluorene, CAS: 86-73-7

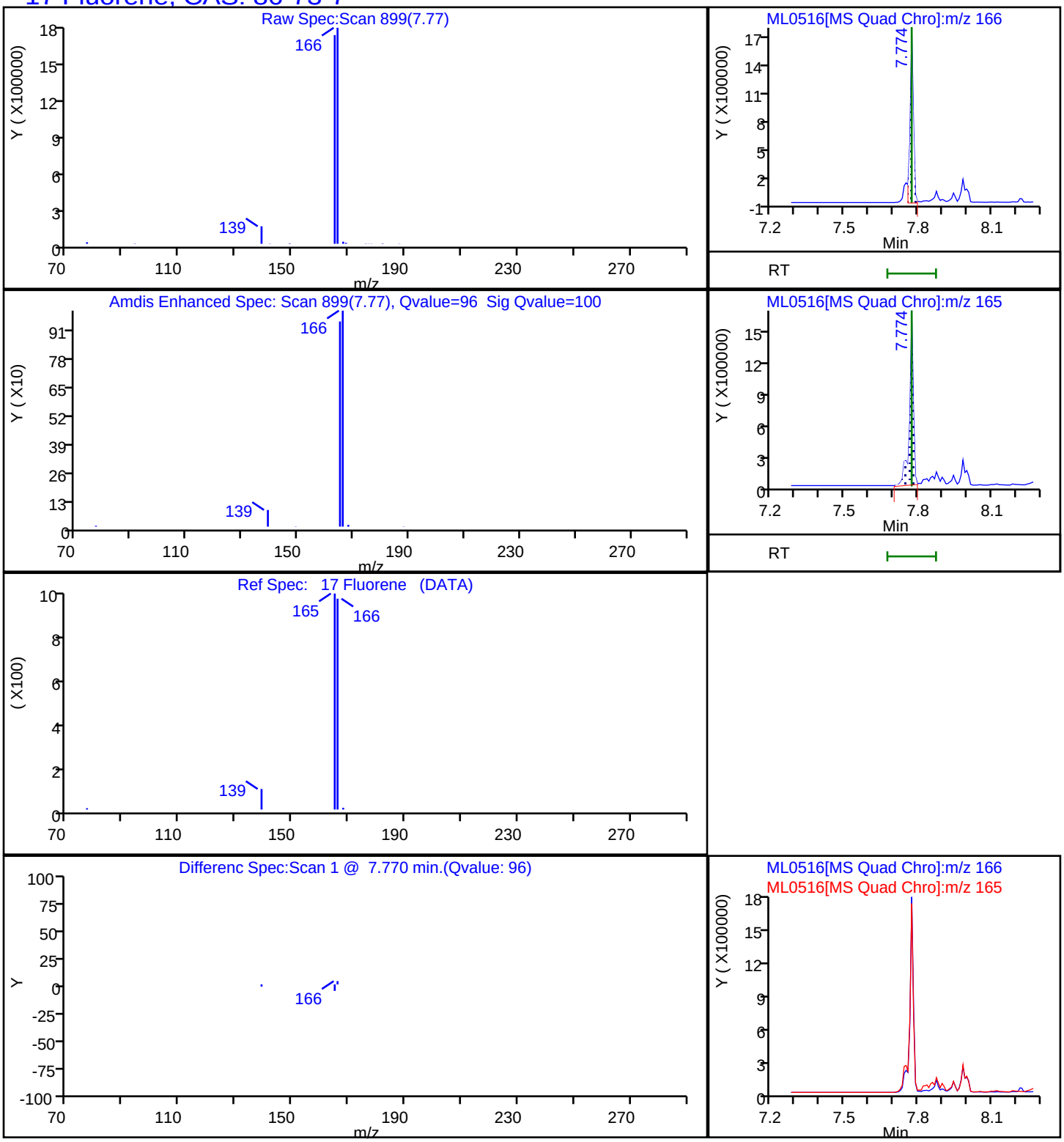

Report Date: 28-Dec-2022 19:46:28 Chrom Revision: 2.3 20-Dec-2022 14:14:06

Eurofins Lancaster Laboratories Environment Testing, LLC

Data File:	\\chromfs\Lancaster\ChromData\HP21585\20221228-74077.b\ML0516.D				
Injection Date:	28-Dec-2022 10:05:36	Instrument ID:	HP21585		
Lims ID:	410-110319-D-11-A	Lab Sample ID:	410-110319-11		
Client ID:	MW-3-20221220				
Operator ID:	jmg00346	ALS Bottle#:	0	Worklist Smp#:	17
Injection Vol:	1.0 ul	Dil. Factor:	1.0000		
Method:	8270_SIM_HP21585	Limit Group:	MSSV - 8270D_E SIM		
Column:	DB-5MS 20m 0.25mm (0.25 mm)	Detector	MS SCAN		

26 Pyrene, CAS: 129-00-0

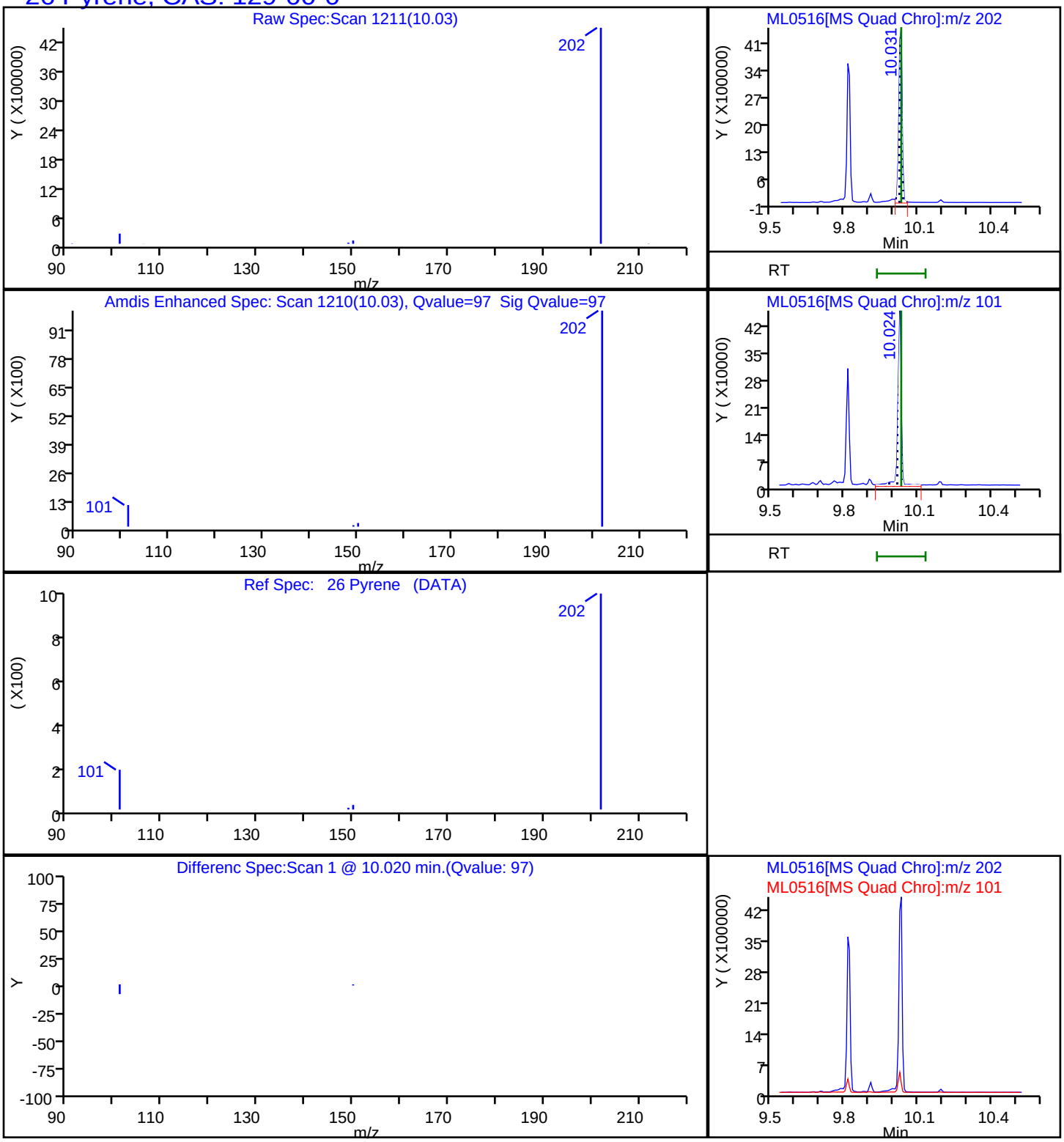

Manual Integration/User Assign Peak Report

Eurofins Lancaster Laboratories Environment Testing, LLC

Data File:	\\chromfs\Lancaster\ChromData\HP21585\20221228-74077.b\ML0516.D				
Injection Date:	28-Dec-2022 10:05:36	Instrument ID:	HP21585		
Lims ID:	410-110319-D-11-A	Lab Sample ID:	410-110319-11		
Client ID:	MW-3-20221220				
Operator ID:	jmg00346	ALS Bottle#:	0	Worklist Smp#:	17
Injection Vol:	1.0 ul	Dil. Factor:	1.0000		
Method:	8270_SIM_HP21585	Limit Group:	MSSV - 8270D_E SIM		
Column:	DB-5MS 20m 0.25mm (0.25 mm)	Detector	MS SCAN		

34 Benzo[k]fluoranthene, CAS: 207-08-9

Signal: 1

Processing Integration Results

RT: 12.74
Area: 895
Amount: 0.000463
Amount Units: ug/ml

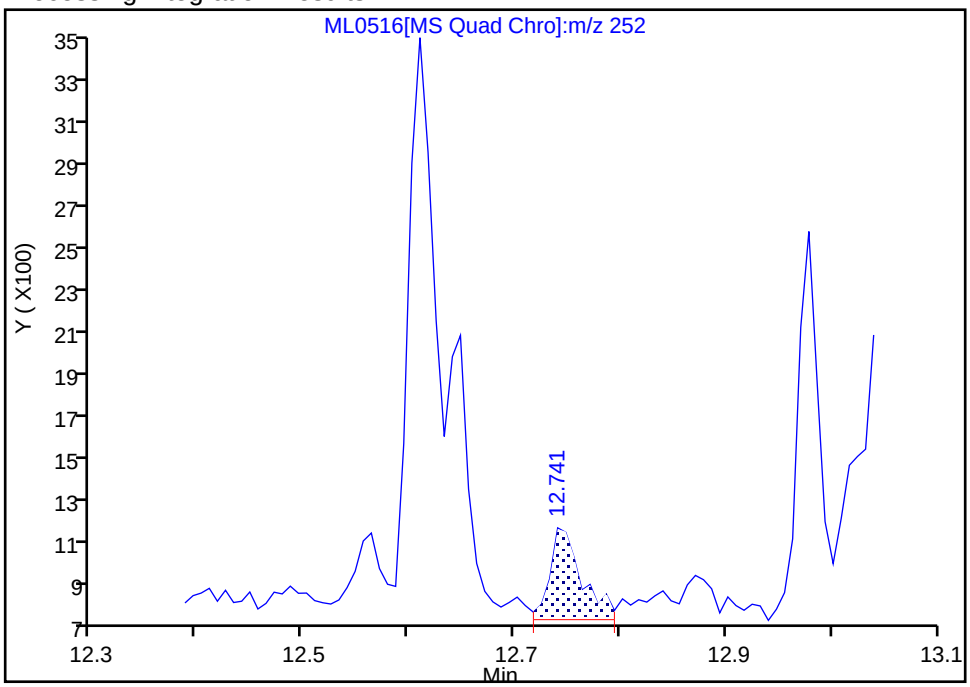

Manual Integration Results

RT: 12.65
Area: 1930
Amount: 0.000999
Amount Units: ug/ml

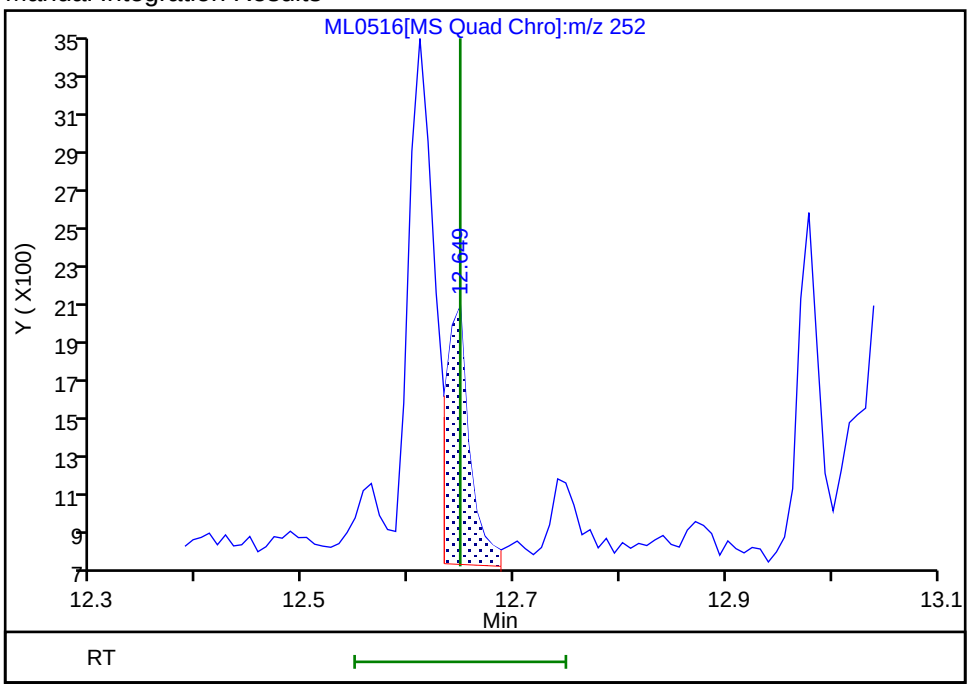

Reviewer: SJ89, 28-Dec-2022 19:18:10

Audit Action: Manually Integrated Audit Reason: Baseline

Manual Integration/User Assign Peak Report

Eurofins Lancaster Laboratories Environment Testing, LLC

Data File:	\\chromfs\Lancaster\ChromData\HP21585\20221228-74077.b\ML0516.D				
Injection Date:	28-Dec-2022 10:05:36	Instrument ID:	HP21585		
Lims ID:	410-110319-D-11-A	Lab Sample ID:	410-110319-11		
Client ID:	MW-3-20221220				
Operator ID:	jmg00346	ALS Bottle#:	0	Worklist Smp#:	17
Injection Vol:	1.0 ul	Dil. Factor:	1.0000		
Method:	8270_SIM_HP21585	Limit Group:	MSSV - 8270D_E SIM		
Column:	DB-5MS 20m 0.25mm (0.25 mm)	Detector	MS SCAN		

25 Fluoranthene, CAS: 206-44-0

Signal: 1

Processing Integration Results

RT: 9.81
Area: 3771026
Amount: 2.425307
Amount Units: ug/ml

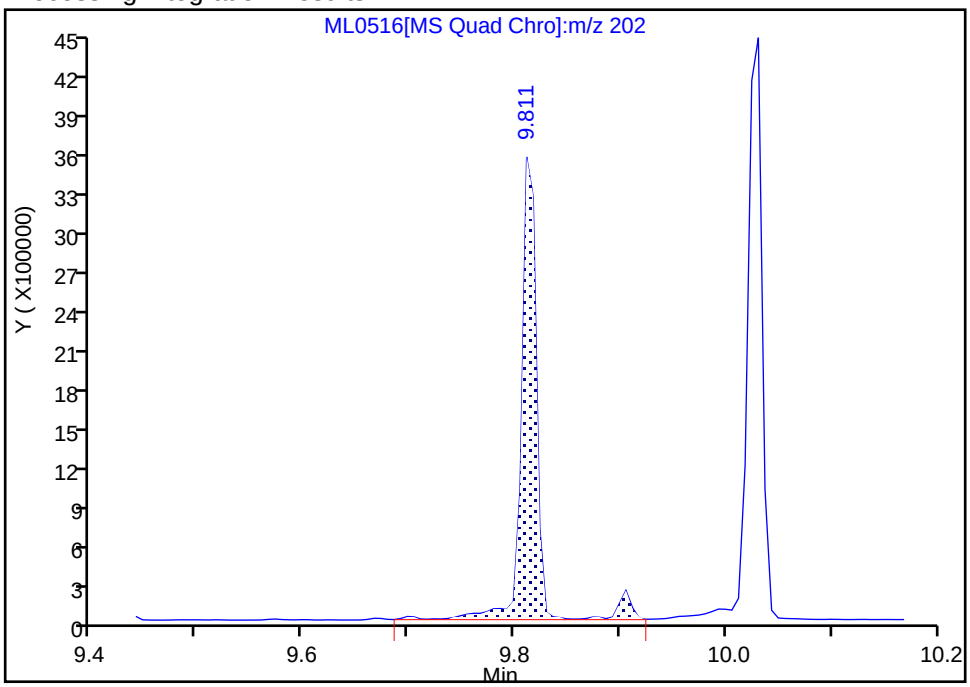

Manual Integration Results

RT: 9.81
Area: 3286826
Amount: 2.113897
Amount Units: ug/ml

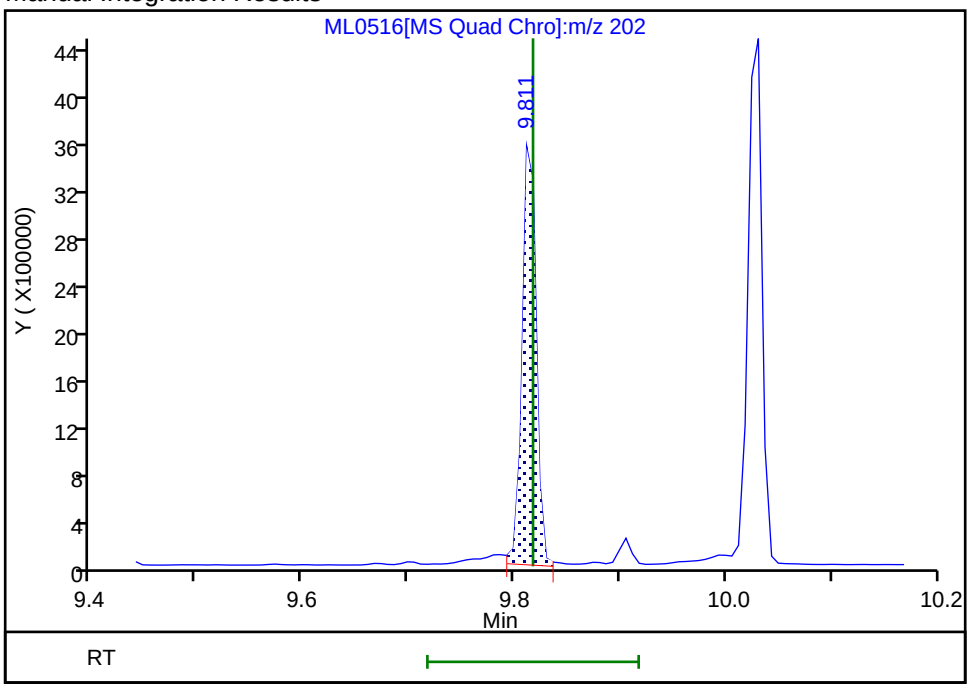

Reviewer: SJ89, 28-Dec-2022 19:17:50

Audit Action: Manually Integrated Audit Reason: Baseline

Manual Integration/User Assign Peak Report

Eurofins Lancaster Laboratories Environment Testing, LLC

Data File:	\\chromfs\Lancaster\ChromData\HP21585\20221228-74077.b\ML0516.D				
Injection Date:	28-Dec-2022 10:05:36	Instrument ID:	HP21585		
Lims ID:	410-110319-D-11-A	Lab Sample ID:	410-110319-11		
Client ID:	MW-3-20221220				
Operator ID:	jmg00346	ALS Bottle#:	0	Worklist Smp#:	17
Injection Vol:	1.0 ul	Dil. Factor:	1.0000		
Method:	8270_SIM_HP21585	Limit Group:	MSSV - 8270D_E SIM		
Column:	DB-5MS 20m 0.25mm (0.25 mm)	Detector	MS SCAN		

17 Fluorene, CAS: 86-73-7

Signal: 1

Processing Integration Results

RT: 7.77
Area: 1740126
Amount: 1.857324
Amount Units: ug/ml

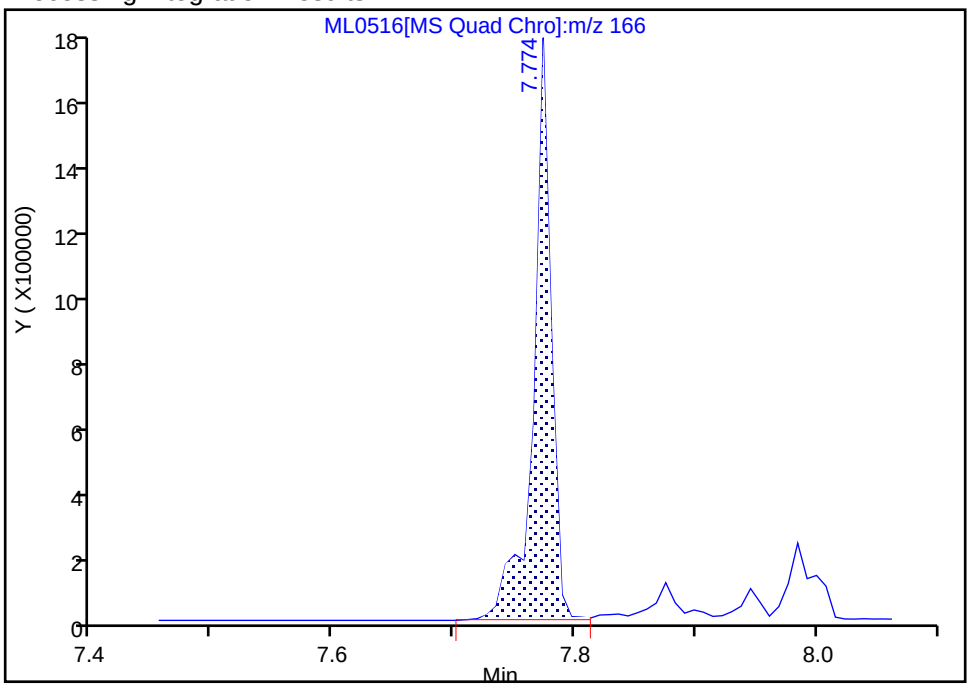

Manual Integration Results

RT: 7.77
Area: 1496791
Amount: 1.597601
Amount Units: ug/ml

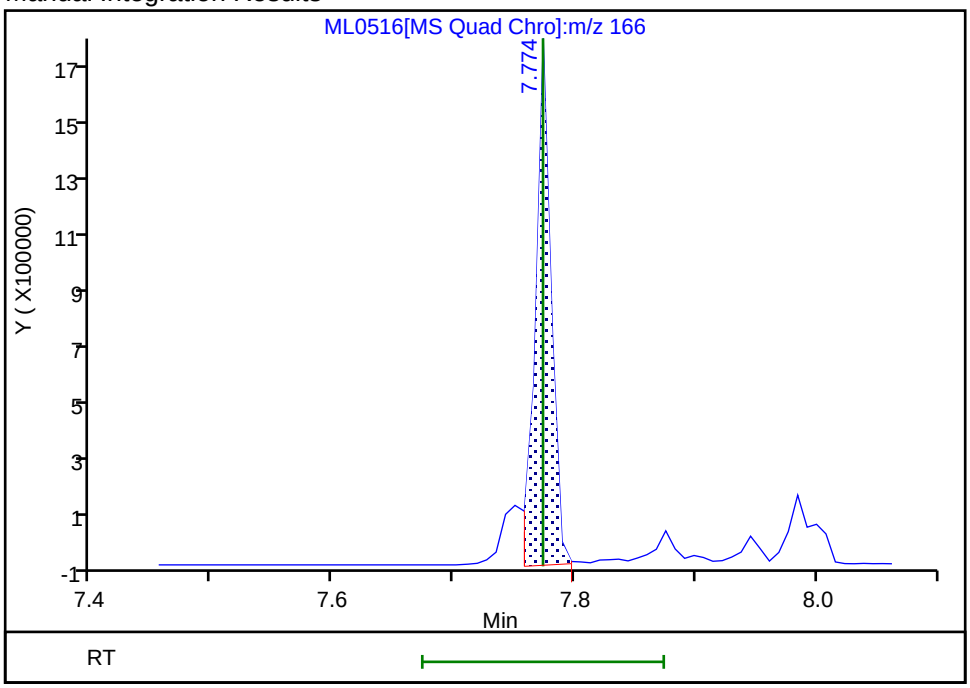

Reviewer: SJ89, 28-Dec-2022 19:17:40

Audit Action: Manually Integrated Audit Reason: Baseline

Manual Integration/User Assign Peak Report

Eurofins Lancaster Laboratories Environment Testing, LLC

Data File:	\\chromfs\Lancaster\ChromData\HP21585\20221228-74077.b\ML0516.D				
Injection Date:	28-Dec-2022 10:05:36	Instrument ID:	HP21585		
Lims ID:	410-110319-D-11-A	Lab Sample ID:	410-110319-11		
Client ID:	MW-3-20221220				
Operator ID:	jmg00346	ALS Bottle#:	0	Worklist Smp#:	17
Injection Vol:	1.0 ul	Dil. Factor:	1.0000		
Method:	8270_SIM_HP21585	Limit Group:	MSSV - 8270D_E SIM		
Column:	DB-5MS 20m 0.25mm (0.25 mm)	Detector	MS SCAN		

40 Indeno[1,2,3-cd]pyrene, CAS: 193-39-5

Signal: 1

Processing Integration Results

RT: 14.65
Area: 5735
Amount: 0.004086
Amount Units: ug/ml

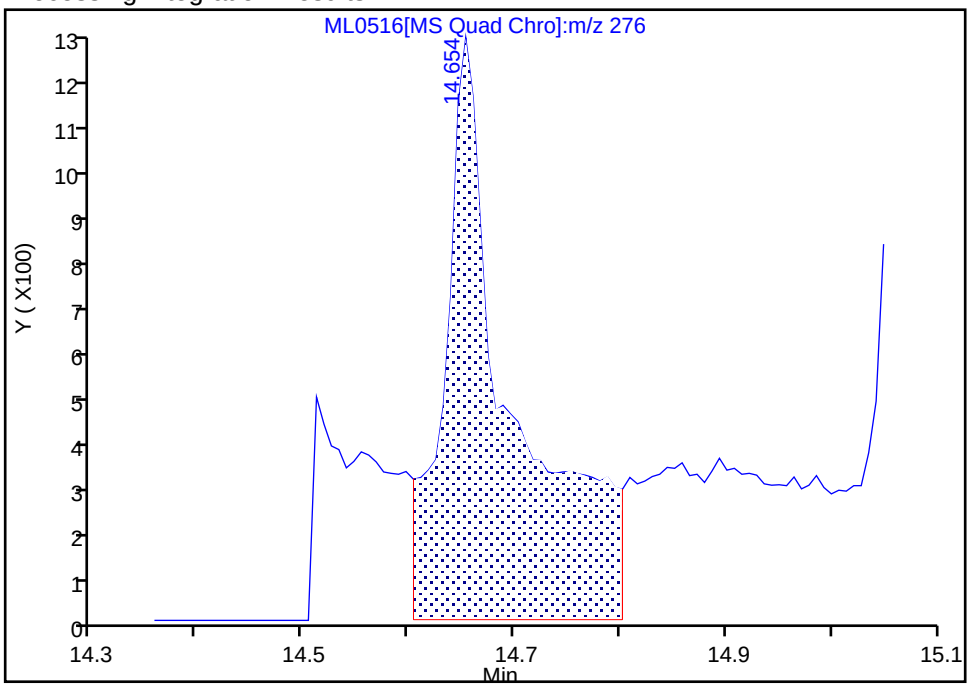

Manual Integration Results

RT: 14.65
Area: 1801
Amount: 0.001283
Amount Units: ug/ml

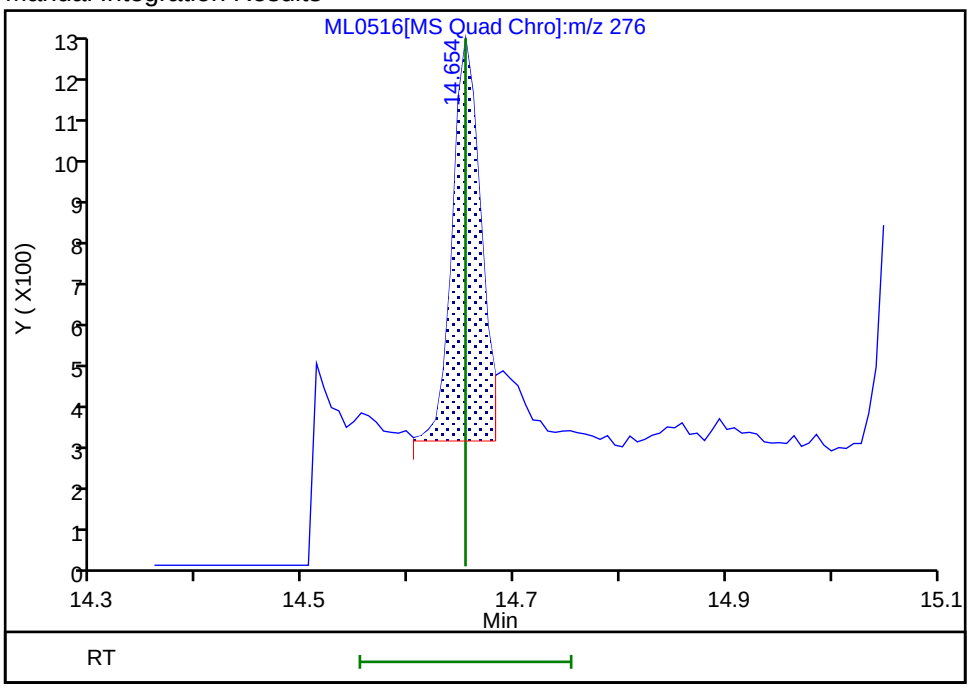

Reviewer: SJ89, 28-Dec-2022 19:18:19

Audit Action: Manually Integrated Audit Reason: Baseline

Manual Integration/User Assign Peak Report

Eurofins Lancaster Laboratories Environment Testing, LLC

Data File:	\\chromfs\Lancaster\ChromData\HP21585\20221228-74077.b\ML0516.D				
Injection Date:	28-Dec-2022 10:05:36	Instrument ID:	HP21585		
Lims ID:	410-110319-D-11-A	Lab Sample ID:	410-110319-11		
Client ID:	MW-3-20221220				
Operator ID:	jmg00346	ALS Bottle#:	0	Worklist Smp#:	17
Injection Vol:	1.0 ul	Dil. Factor:	1.0000		
Method:	8270_SIM_HP21585	Limit Group:	MSSV - 8270D_E SIM		
Column:	DB-5MS 20m 0.25mm (0.25 mm)	Detector	MS SCAN		

26 Pyrene, CAS: 129-00-0

Signal: 1

Processing Integration Results

RT: 10.03
Area: 4419903
Amount: 2.275329
Amount Units: ug/ml

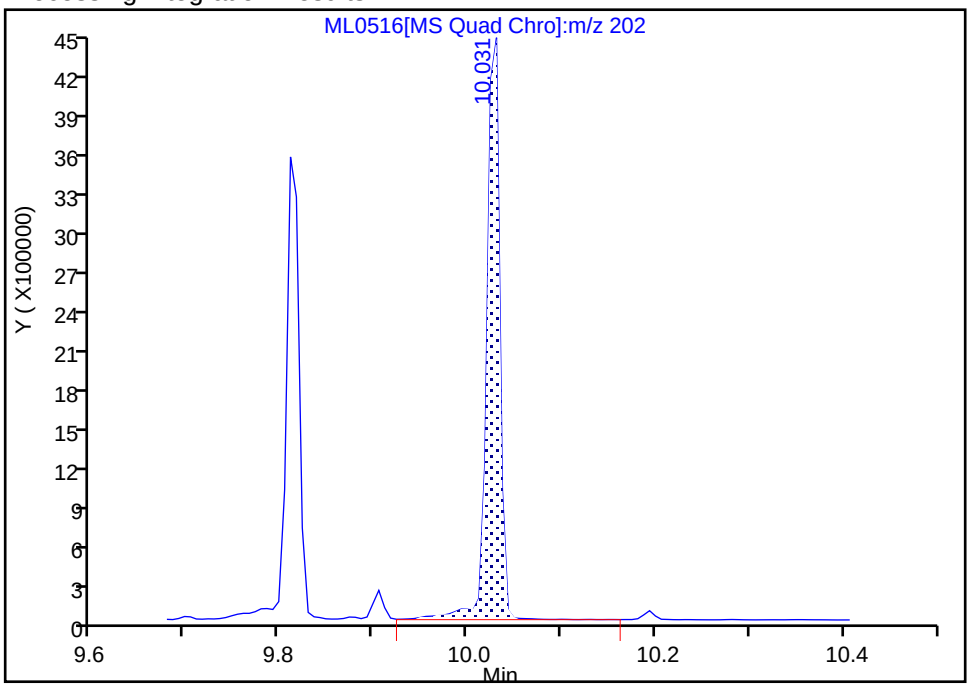

Manual Integration Results

RT: 10.03
Area: 4173887
Amount: 2.148682
Amount Units: ug/ml

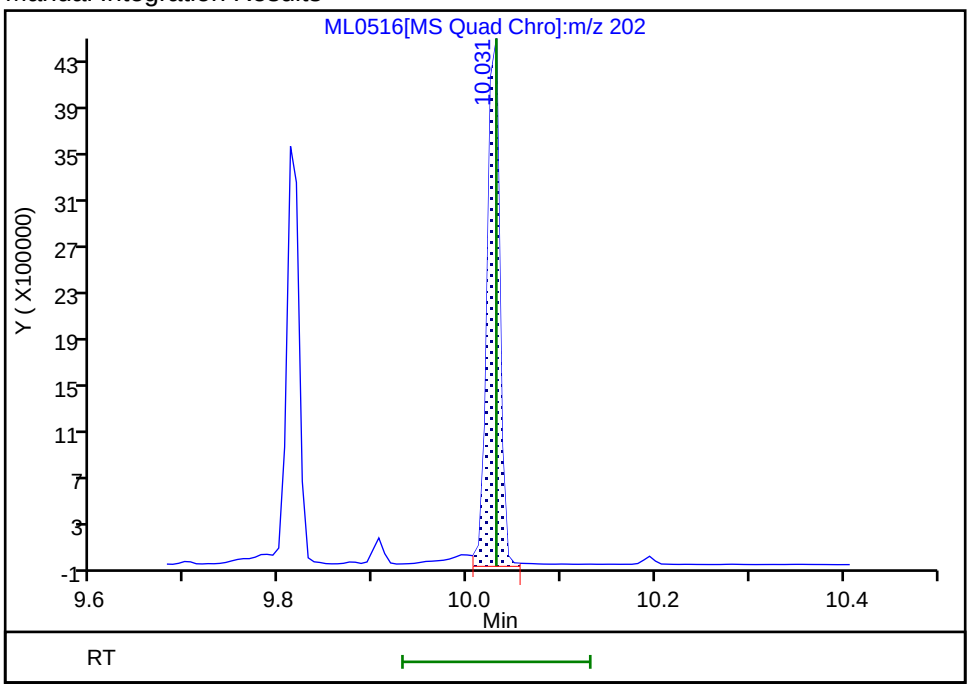

Reviewer: SJ89, 28-Dec-2022 19:17:57

Audit Action: Manually Integrated Audit Reason: Baseline

Manual Integration/User Assign Peak Report

Eurofins Lancaster Laboratories Environment Testing, LLC

Data File:	\\chromfs\Lancaster\ChromData\HP21585\20221228-74077.b\ML0516.D				
Injection Date:	28-Dec-2022 10:05:36	Instrument ID:	HP21585		
Lims ID:	410-110319-D-11-A	Lab Sample ID:	410-110319-11		
Client ID:	MW-3-20221220				
Operator ID:	jmg00346	ALS Bottle#:	0	Worklist Smp#:	17
Injection Vol:	1.0 ul	Dil. Factor:	1.0000		
Method:	8270_SIM_HP21585	Limit Group:	MSSV - 8270D_E SIM		
Column:	DB-5MS 20m 0.25mm (0.25 mm)	Detector	MS SCAN		

$ 9 1-Methylnaphthalene-d10, CAS: 38072-94-5

Signal: 1

Processing Integration Results

RT: 6.37
Area: 1890
Amount: 0.003097
Amount Units: ug/ml

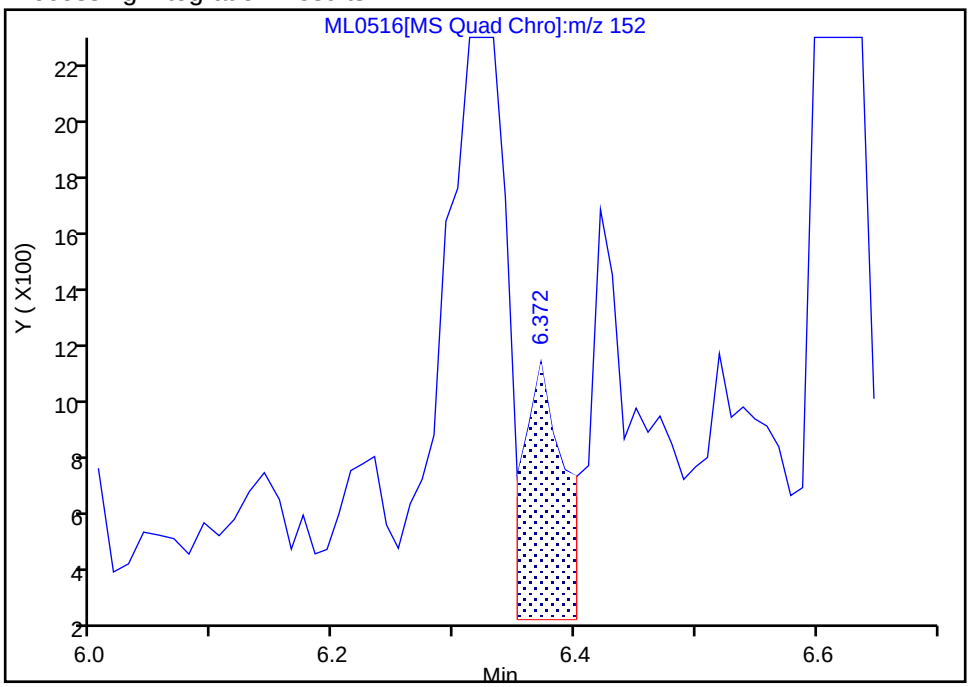

Manual Integration Results

RT: 6.32
Area: 106757
Amount: 0.174941
Amount Units: ug/ml

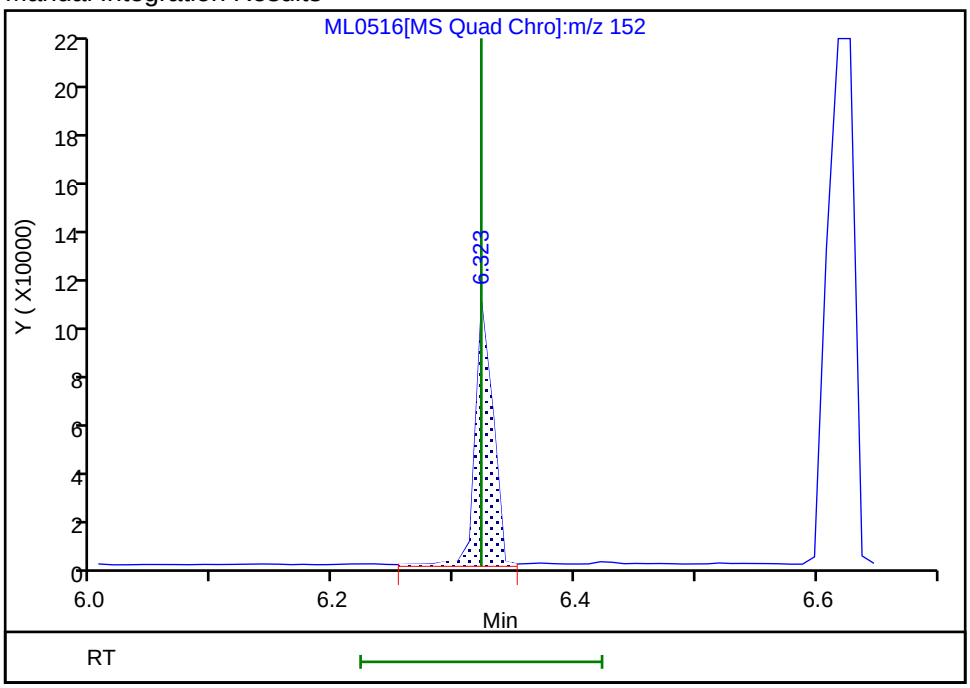

Reviewer: SJ89, 28-Dec-2022 19:17:26
Audit Action: Assigned Compound ID Audit Reason: Baseline

Manual Integration/User Assign Peak Report

Eurofins Lancaster Laboratories Environment Testing, LLC

Data File:	\\chromfs\Lancaster\ChromData\HP21585\20221228-74077.b\ML0516.D				
Injection Date:	28-Dec-2022 10:05:36	Instrument ID:	HP21585		
Lims ID:	410-110319-D-11-A	Lab Sample ID:	410-110319-11		
Client ID:	MW-3-20221220				
Operator ID:	jmg00346	ALS Bottle#:	0	Worklist Smp#:	17
Injection Vol:	1.0 ul	Dil. Factor:	1.0000		
Method:	8270_SIM_HP21585	Limit Group:	MSSV - 8270D_E SIM		
Column:	DB-5MS 20m 0.25mm (0.25 mm)	Detector	MS SCAN		

* 5 Naphthalene-d8, CAS: 1146-65-2

Signal: 1

Processing Integration Results

RT: 5.63
Area: 29786
Amount: 0.250000
Amount Units: ug/ml

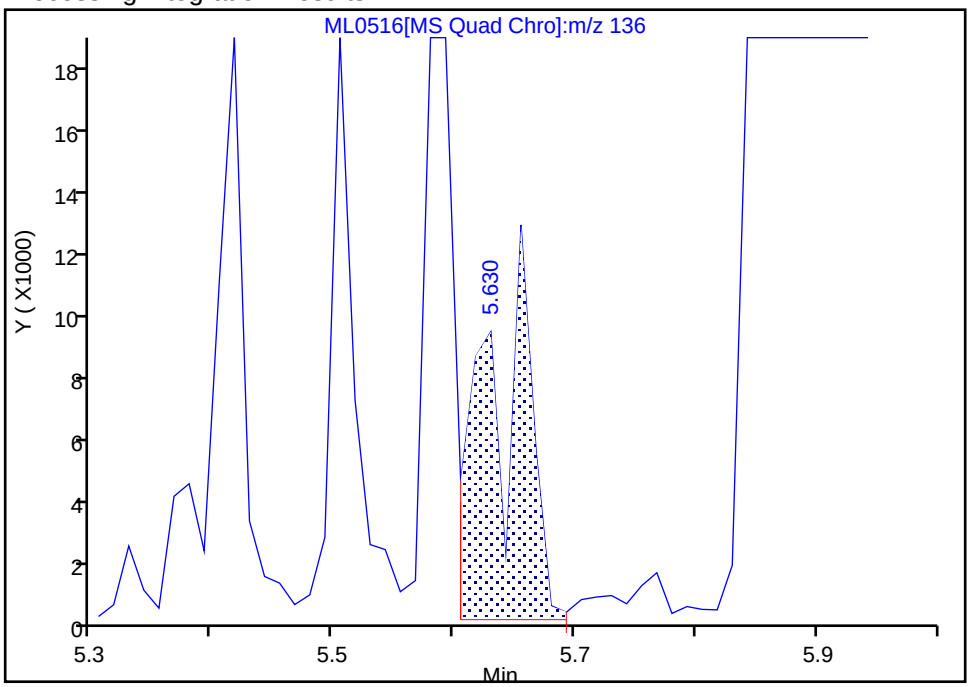

Manual Integration Results

RT: 5.59
Area: 267035
Amount: 0.250000
Amount Units: ug/ml

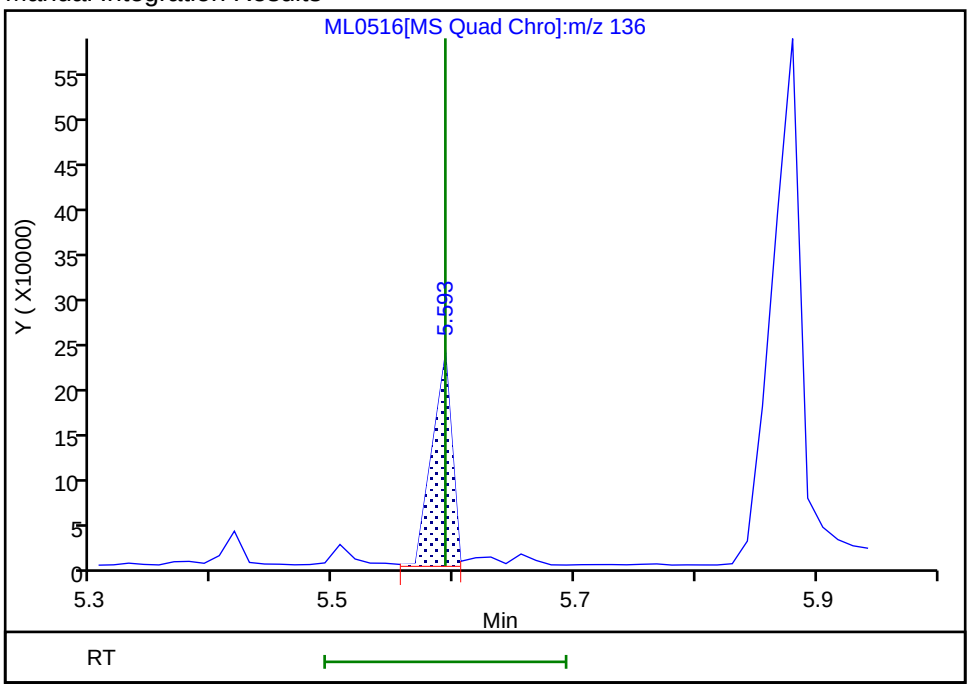

Reviewer: SJ89, 28-Dec-2022 18:55:30
Audit Action: Assigned Compound ID Audit Reason: Peak assignment corrected

Manual Integration/User Assign Peak Report

Eurofins Lancaster Laboratories Environment Testing, LLC

Data File:	\\chromfs\Lancaster\ChromData\HP21585\20221228-74077.b\ML0516.D				
Injection Date:	28-Dec-2022 10:05:36	Instrument ID:	HP21585		
Lims ID:	410-110319-D-11-A	Lab Sample ID:	410-110319-11		
Client ID:	MW-3-20221220				
Operator ID:	jmg00346	ALS Bottle#:	0	Worklist Smp#:	17
Injection Vol:	1.0 ul	Dil. Factor:	1.0000		
Method:	8270_SIM_HP21585	Limit Group:	MSSV - 8270D_E SIM		
Column:	DB-5MS 20m 0.25mm (0.25 mm)	Detector	MS SCAN		

* 13 Acenaphthene-d10, CAS: 15067-26-2

Signal: 1

Processing Integration Results

RT: 7.26
Area: 170063
Amount: 0.250000
Amount Units: ug/ml

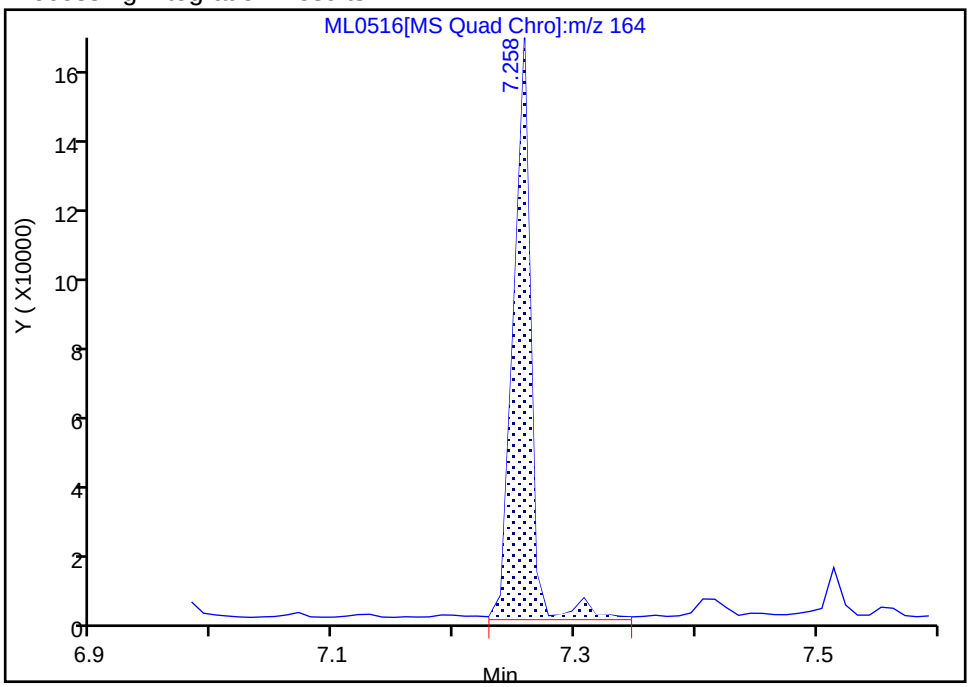

Manual Integration Results

RT: 7.26
Area: 158924
Amount: 0.250000
Amount Units: ug/ml

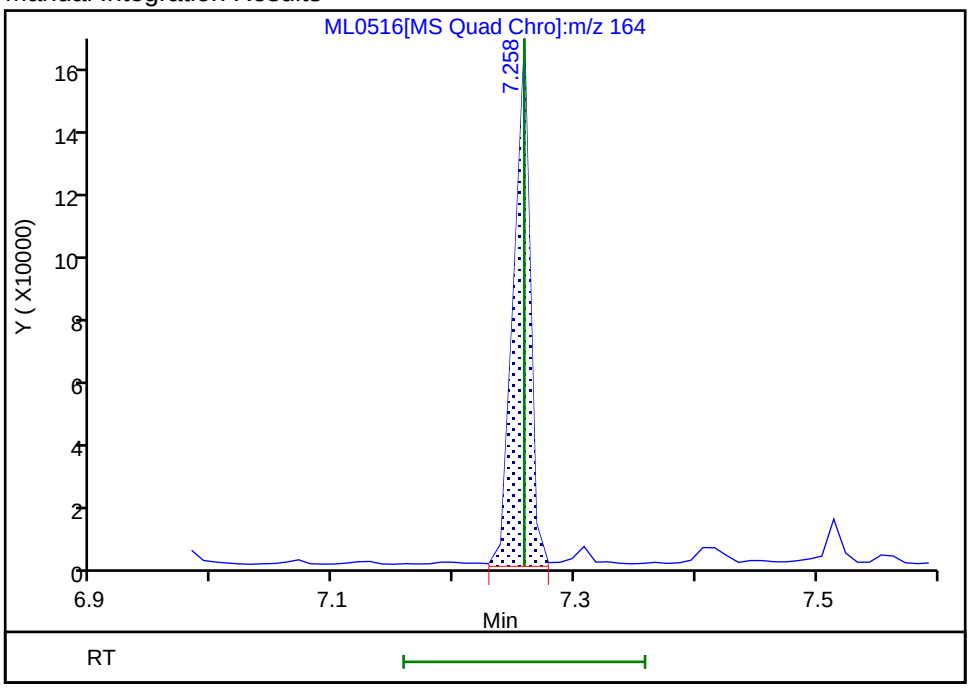

Reviewer: SJ89, 28-Dec-2022 19:17:21
Audit Action: Manually Integrated Audit Reason: Baseline

FORM I
GC/MS SEMI VOA ORGANICS ANALYSIS DATA SHEET

Lab Name: Eurofins Lancaster Laboratories Environment Testing, LLC
Job No.: 410-110319-1

SDG No.:

Client Sample ID: MW-3-20221220 DL
Lab Sample ID: 410-110319-11 DL

Matrix: Groundwater
Lab File ID: NL1206.D

Analysis Method: 8270E SIM
Date Collected: 12/20/2022 14:40

Extract. Method: 3510C
Date Extracted: 12/27/2022 16:45

Sample wt/vol: 233.6(mL)
Date Analyzed: 12/29/2022 05:43

Con. Extract Vol.: 1(mL)
Dilution Factor: 10

Injection Volume: 1(uL)
GC Column: DB-5MS 30m 0.25 ID: 0.25(mm)

% Moisture: % Solids:
GPC Cleanup:(Y/N) N

Cleanup Factor:
Level: (low/med) Low

Analysis Batch No.: 331032
Units: ug/L

CAS NO.	COMPOUND NAME	RESULT	Q	RL	MDL
83-32-9	Acenaphthene	28		0.54	0.11
91-20-3	Naphthalene	60		0.75	0.32
85-01-8	Phenanthrene	14		0.75	0.32

CAS NO.	SURROGATE	%REC	Q	LIMITS
63466-71-7	Benzo(a)pyrene-d12 (Surr)	55		10-110
38072-94-5	1-Methylnaphthalene-d10 (Surr)	71		36-111
93951-69-0	Fluoranthene-d10 (Surr)	63		47-128

Eurofins Lancaster Laboratories Environment Testing, LLC
Target Compound Quantitation Report

Data File:	\\chromfs\Lancaster\ChromData\HP23263\20221229-74172.b\NL1206.D				
Lims ID:	410-110319-D-11-A DL				
Client ID:	MW-3-20221220				
Sample Type:	Client				
Inject. Date:	29-Dec-2022 05:43:30	ALS Bottle#:	7	Worklist Smp#:	7
Injection Vol:	1.0 ul	Dil. Factor:	10.0000		
Sample Info:	410-110319-D-11-A				
Misc. Info.:	410-0074172-007				
Operator ID:	jmg00346	Instrument ID:	HP23263		

Method:	\\chromfs\Lancaster\ChromData\HP23263\20221229-74172.b\8270_SIM_HP23263.m		
Limit Group:	MSSV - 8270D_E SIM		
Last Update:	30-Dec-2022 03:52:05	Calib Date:	05-Oct-2022 11:42:30
Integrator:	Falcon	ID Type:	RT Order ID
Quant Method:	Internal Standard	Quant By:	Initial Calibration
Last ICal File:	\\chromfs\Lancaster\ChromData\HP23263\20221005-67959.b\NJ0026.D		

Column 1 :	DB-5MS 20m 0.25mm (0.25 mm)	Det: MS SCAN
Process Host:	CTX1634	

First Level Reviewer: UJM0 Date: 29-Dec-2022 06:15:50

Compound	Sig	RT (min.)	Adj RT (min.)	Dlt RT (min.)	Q	Response	OnCol Amt ug/ml	Flags
* 4 1,4-Dichlorobenzene-d4	152	4.531	4.531	0.000	95	36446	0.2500	
* 5 Naphthalene-d8	136	5.731	5.744	-0.013	100	111774	0.2500	
6 Naphthalene	128	5.756	5.731	0.000	100	636510	1.41	
$ 9 1-Methylnaphthalene-d10	152	6.476	6.499	0.000	98	3645	0.0177	
12 Acenaphthylene	152	7.267	7.277	-0.010	98	33855	0.0798	
* 13 Acenaphthene-d10	164	7.408	7.408	0.000	95	50752	0.2500	
14 Acenaphthene	154	7.438	7.440	0.000	93	163920	0.6429	
17 Fluorene	166	7.928	7.928	0.000	99	45997	0.1635	
* 20 Phenanthrene-d10	188	8.824	8.824	0.000	99	79571	0.2500	
21 Phenanthrene	178	8.840	8.847	0.000	100	121242	0.3216	
22 Anthracene	178	8.894	8.888	0.000	100	12279	0.0352	
$ 24 Fluoranthene-d10 (Surr)	212	9.955	9.959	0.000	98	4549	0.0157	
25 Fluoranthene	202	9.974	9.974	0.000	97	73678	0.2111	
26 Pyrene	202	10.187	10.187	0.000	97	95201	0.2455	
28 Benzo[a]anthracene	228	11.466	11.466	0.000	21	3662	0.0130	M
* 29 Chrysene-d12	240	11.474	11.482	-0.008	82	51919	0.2500	
30 Chrysene	228	11.505	11.505	0.000	100	2619	0.008905	M
34 Benzo[k]fluoranthene	252	12.916	12.916	0.000	62	161	0.000538	7M
$ 36 Benzo(a)pyrene-d12 (Surr)	264	13.307	13.305	0.000	98	2471	0.0137	
* 38 Perylene-d12	264	13.422	13.430	-0.008	98	47136	0.2500	

QC Flag Legend

Processing Flags
7 - Failed Limit of Detection
Review Flags
M - Manually Integrated

Reagents:

MSS_RVSIM_IS_00032 Amount Added: 10.00 Units: uL Run Reagent

Report Date: 30-Dec-2022 03:53:04 Chrom Revision: 2.3 20-Dec-2022 14:14:06

Eurofins Lancaster Laboratories Environment Testing, LLC

Data File:	\\chromfs\Lancaster\ChromData\HP23263\20221229-74172.b\NL1206.D				
Injection Date:	29-Dec-2022 05:43:30	Instrument ID:	HP23263	Operator ID:	jmg00346
Lims ID:	410-110319-D-11-A DL	Lab Sample ID:	410-110319-11	Worklist Smp#:	7
Client ID:	MW-3-20221220				
Injection Vol:	1.0 ul	Dil. Factor:	10.0000	ALS Bottle#:	7
Method:	8270_SIM_HP23263	Limit Group:	MSSV - 8270D_E SIM		

Column: DB-5MS 20m 0.25mm (0.25 mm)

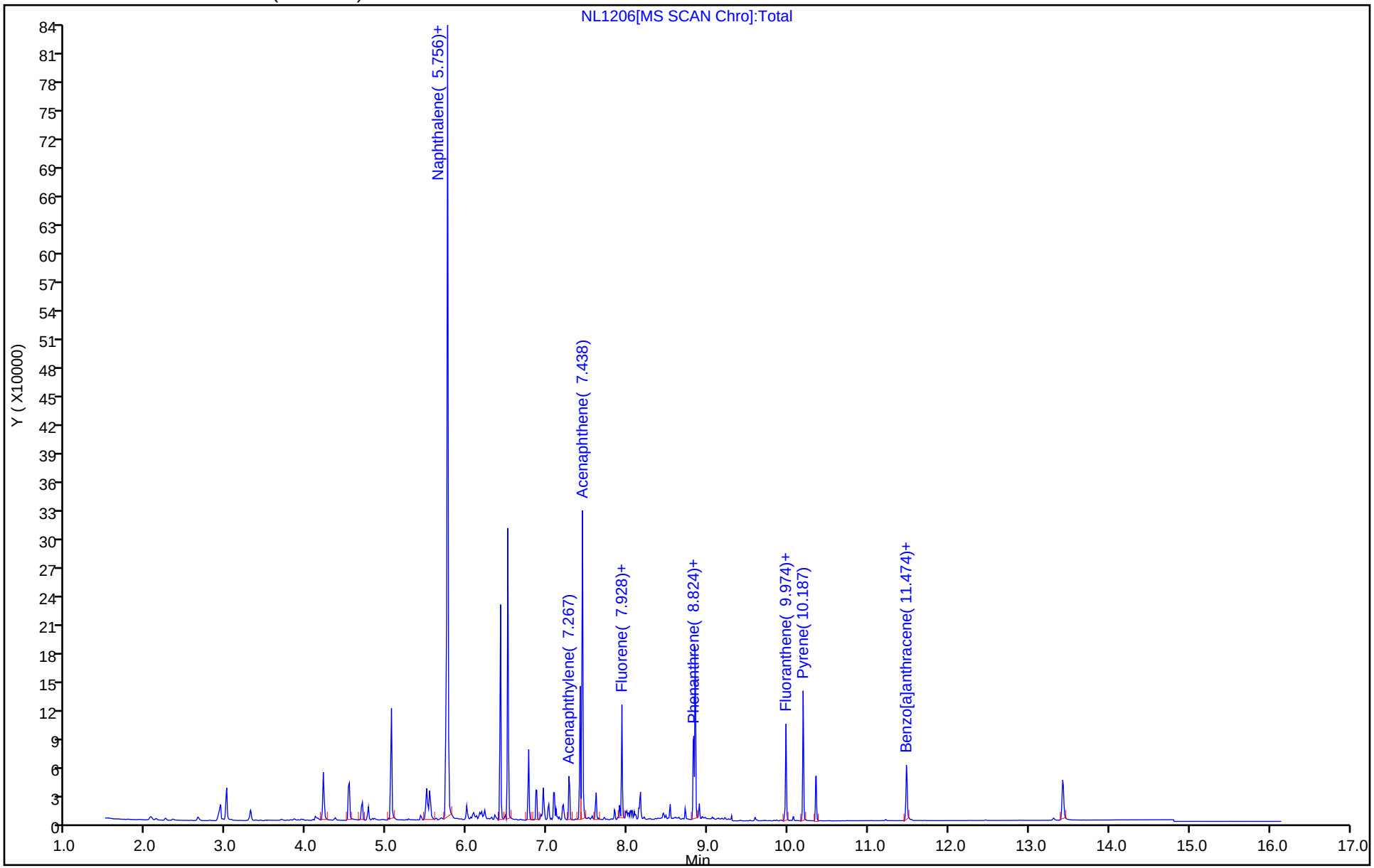

Eurofins Lancaster Laboratories Environment Testing, LLC

Recovery Report

Data File:	\\chromfs\Lancaster\ChromData\HP23263\20221229-74172.b\NL1206.D				
Lims ID:	410-110319-D-11-A DL				
Client ID:	MW-3-20221220				
Sample Type:	Client				
Inject. Date:	29-Dec-2022 05:43:30	ALS Bottle#:	7	Worklist Smp#:	7
Injection Vol:	1.0 ul	Dil. Factor:	10.0000		
Sample Info:	410-110319-D-11-A				
Misc. Info.:	410-0074172-007				
Operator ID:	jmg00346	Instrument ID:	HP23263		

Method:	\\chromfs\Lancaster\ChromData\HP23263\20221229-74172.b\8270_SIM_HP23263.m		
Limit Group:	MSSV - 8270D_E SIM		
Last Update:	30-Dec-2022 03:52:05	Calib Date:	05-Oct-2022 11:42:30
Integrator:	Falcon	ID Type:	RT Order ID
Quant Method:	Internal Standard	Quant By:	Initial Calibration
Last ICal File:	\\chromfs\Lancaster\ChromData\HP23263\20221005-67959.b\NJ0026.D		

Column 1 :	DB-5MS 20m 0.25mm (0.25 mm)	Det: MS SCAN
Process Host:	CTX1634	

First Level Reviewer: UJM0 Date: 29-Dec-2022 06:15:50

Compound	Amount Added	Amount Recovered	% Rec.
$ 9 1-Methylnaphthalene-d10	0.2500	0.0177	70.91
$ 24 Fluoranthene-d10 (Surr)	0.2500	0.0157	62.73
$ 36 Benzo(a)pyrene-d12 (Surr)	0.2500	0.0137	54.62

Report Date: 30-Dec-2022 03:53:04 Chrom Revision: 2.3 20-Dec-2022 14:14:06

Eurofins Lancaster Laboratories Environment Testing, LLC

Data File:	\\chromfs\Lancaster\ChromData\HP23263\20221229-74172.b\NL1206.D				
Injection Date:	29-Dec-2022 05:43:30	Instrument ID:	HP23263		
Lims ID:	410-110319-D-11-A DL	Lab Sample ID:	410-110319-11		
Client ID:	MW-3-20221220				
Operator ID:	jmg00346	ALS Bottle#:	7	Worklist Smp#:	7
Injection Vol:	1.0 ul	Dil. Factor:	10.0000		
Method:	8270_SIM_HP23263	Limit Group:	MSSV - 8270D_E SIM		
Column:	DB-5MS 20m 0.25mm (0.25 mm)	Detector	MS SCAN		

14 Acenaphthene, CAS: 83-32-9

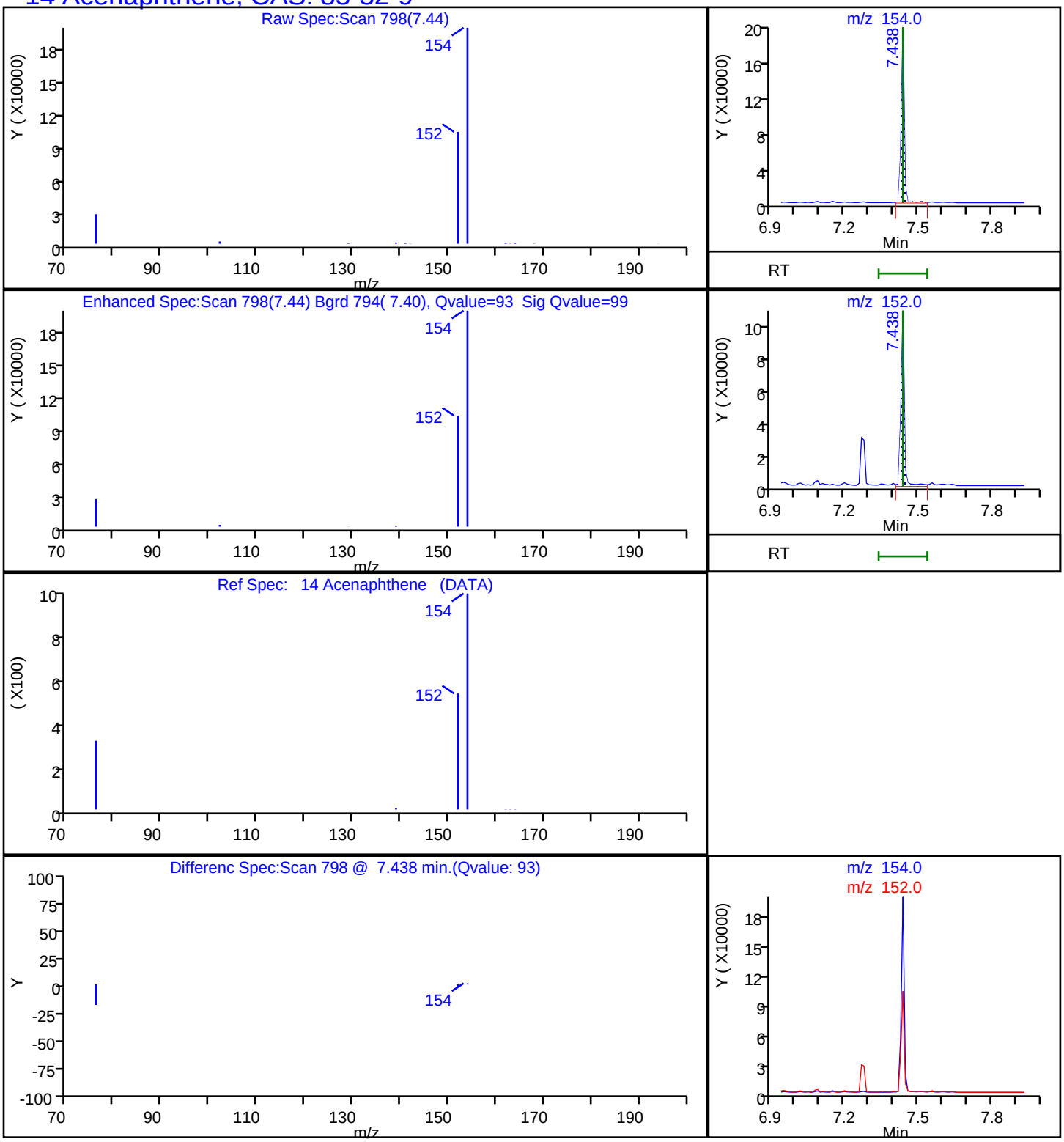

Report Date: 30-Dec-2022 03:53:04 Chrom Revision: 2.3 20-Dec-2022 14:14:06

Eurofins Lancaster Laboratories Environment Testing, LLC

Data File:	\\chromfs\Lancaster\ChromData\HP23263\20221229-74172.b\NL1206.D				
Injection Date:	29-Dec-2022 05:43:30	Instrument ID:	HP23263		
Lims ID:	410-110319-D-11-A DL	Lab Sample ID:	410-110319-11		
Client ID:	MW-3-20221220				
Operator ID:	jmg00346	ALS Bottle#:	7	Worklist Smp#:	7
Injection Vol:	1.0 ul	Dil. Factor:	10.0000		
Method:	8270_SIM_HP23263	Limit Group:	MSSV - 8270D_E SIM		
Column:	DB-5MS 20m 0.25mm (0.25 mm)	Detector	MS SCAN		

6 Naphthalene, CAS: 91-20-3

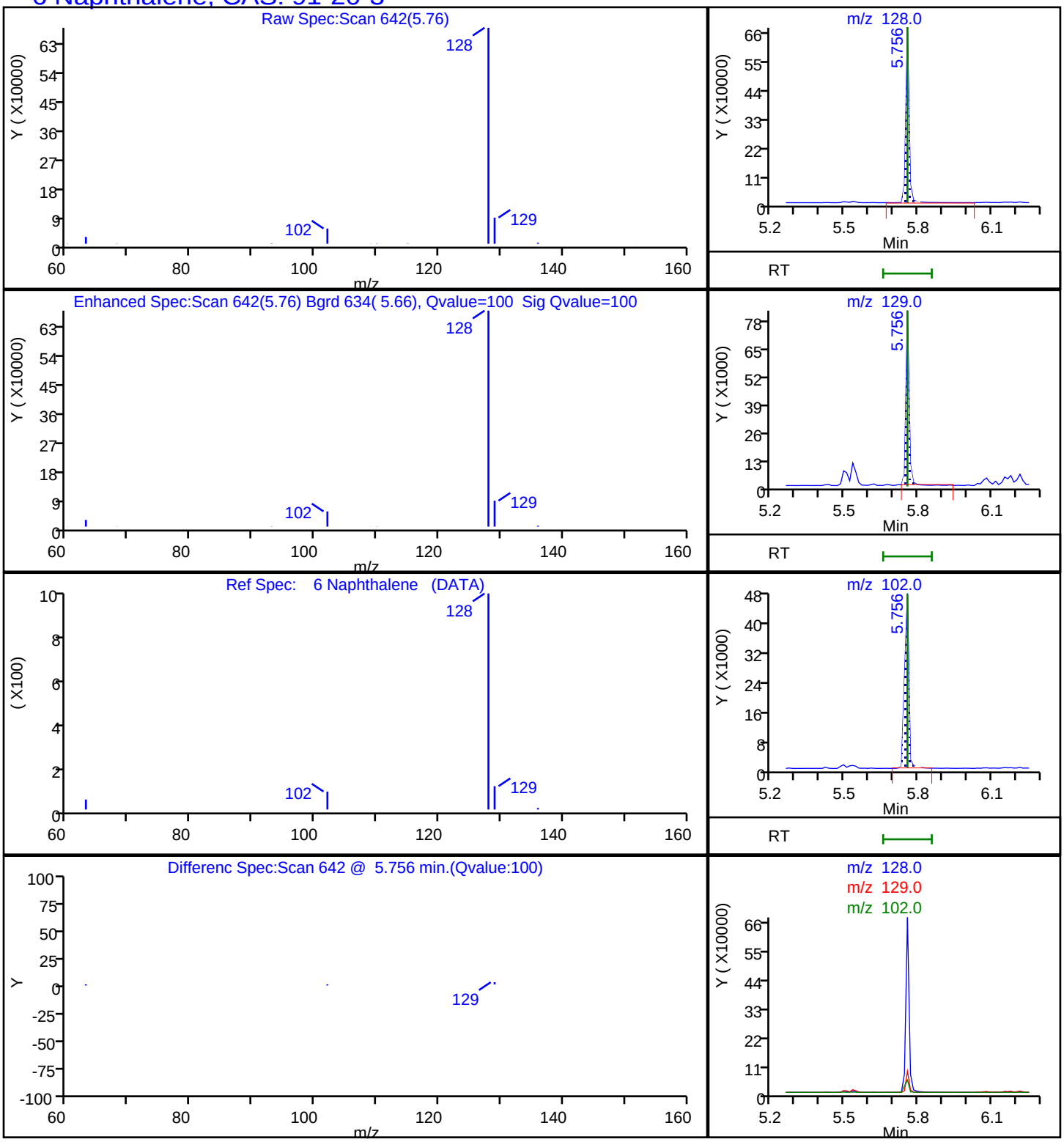

Report Date: 30-Dec-2022 03:53:04 Chrom Revision: 2.3 20-Dec-2022 14:14:06

Eurofins Lancaster Laboratories Environment Testing, LLC

Data File:	\\chromfs\Lancaster\ChromData\HP23263\20221229-74172.b\NL1206.D				
Injection Date:	29-Dec-2022 05:43:30	Instrument ID:	HP23263		
Lims ID:	410-110319-D-11-A DL	Lab Sample ID:	410-110319-11		
Client ID:	MW-3-20221220				
Operator ID:	jmg00346	ALS Bottle#:	7	Worklist Smp#:	7
Injection Vol:	1.0 ul	Dil. Factor:	10.0000		
Method:	8270_SIM_HP23263	Limit Group:	MSSV - 8270D_E SIM		
Column:	DB-5MS 20m 0.25mm (0.25 mm)	Detector	MS SCAN		

21 Phenanthrene, CAS: 85-01-8

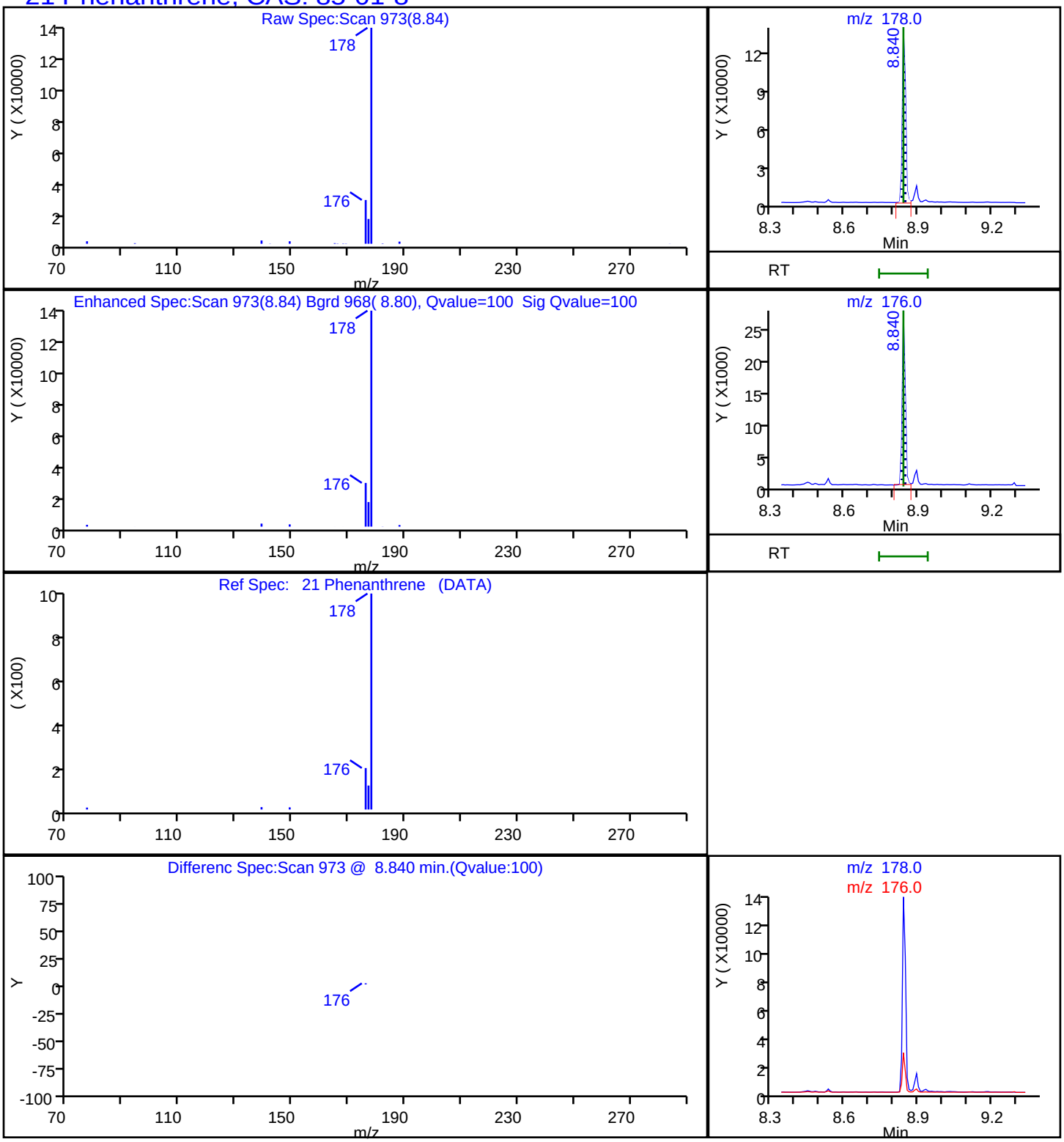

FORM I
GC/MS SEMI VOA ORGANICS ANALYSIS DATA SHEET

Lab Name: Eurofins Lancaster Laboratories Environment Testing, LLC
Job No.: 410-110319-1

SDG No.:

Client Sample ID: MW-13S-20221220
Lab Sample ID: 410-110319-12

Matrix: Groundwater
Lab File ID: ML0517.D

Analysis Method: 8270E SIM
Date Collected: 12/20/2022 15:22

Extract. Method: 3510C
Date Extracted: 12/27/2022 16:45

Sample wt/vol: 246.2(mL)
Date Analyzed: 12/28/2022 10:27

Con. Extract Vol.: 1(mL)
Dilution Factor: 1

Injection Volume: 1(uL)
GC Column: DB-5MS 30m 0.25 ID: 0.25(mm)

% Moisture: % Solids:
GPC Cleanup:(Y/N) N

Cleanup Factor:
Level: (low/med) Low

Analysis Batch No.: 330631
Units: ug/L

CAS NO.	COMPOUND NAME	RESULT	Q	RL	MDL
83-32-9	Acenaphthene	4.8		0.051	0.010
208-96-8	Acenaphthylene	0.25		0.051	0.010
120-12-7	Anthracene	0.24		0.051	0.010
56-55-3	Benzo[a]anthracene	0.22		0.051	0.010
50-32-8	Benzo[a]pyrene	ND		0.051	0.010
205-99-2	Benzo[b]fluoranthene	ND		0.051	0.010
191-24-2	Benzo[g,h,i]perylene	ND		0.051	0.010
207-08-9	Benzo[k]fluoranthene	ND		0.051	0.010
218-01-9	Chrysene	0.14		0.051	0.010
53-70-3	Dibenz(a,h)anthracene	ND		0.051	0.020
206-44-0	Fluoranthene	2.1		0.051	0.010
86-73-7	Fluorene	0.070		0.051	0.010
193-39-5	Indeno[1,2,3-cd]pyrene	ND		0.051	0.020
91-20-3	Naphthalene	ND		0.071	0.030
85-01-8	Phenanthrene	0.038	J	0.071	0.030
129-00-0	Pyrene	2.4		0.051	0.010

CAS NO.	SURROGATE	%REC	Q	LIMITS
63466-71-7	Benzo(a)pyrene-d12 (Surr)	64		10-110
38072-94-5	1-Methylnaphthalene-d10 (Surr)	82		36-111
93951-69-0	Fluoranthene-d10 (Surr)	92		47-128

Eurofins Lancaster Laboratories Environment Testing, LLC
Target Compound Quantitation Report

Data File:	\\chromfs\Lancaster\ChromData\HP21585\20221228-74077.b\ML0517.D				
Lims ID:	410-110319-D-12-A				
Client ID:	MW-13S-20221220				
Sample Type:	Client				
Inject. Date:	28-Dec-2022 10:27:02	ALS Bottle#:	0	Worklist Smp#:	18
Injection Vol:	1.0 ul	Dil. Factor:	1.0000		
Sample Info:	410-110319-D-12-A				
Misc. Info.:	410-0074077-018				
Operator ID:	jmg00346	Instrument ID:	HP21585		
Method:	\\chromfs\Lancaster\ChromData\HP21585\20221228-74077.b\8270_SIM_HP21585.m				
Limit Group:	MSSV - 8270D_E SIM				
Last Update:	28-Dec-2022 19:46:07	Calib Date:	28-Jul-2022 21:32:00		
Integrator:	Falcon	ID Type:	Deconvolution ID		
Quant Method:	Internal Standard	Quant By:	Initial Calibration		
Last ICal File:	\\chromfs\Lancaster\ChromData\HP21585\20220728-62933.b\MG1356.D				
Column 1 :	DB-5MS 20m 0.25mm (0.25 mm)		Det: MS SCAN		
Process Host:	CTX1637				

First Level Reviewer: SJ89 Date: 28-Dec-2022 19:19:59

Compound	Sig	RT (min.)	Adj RT (min.)	Dlt RT (min.)	Q	Response	OnCol Amt ug/ml	Flags
* 4 1,4-Dichlorobenzene-d4	152	4.368	4.368	0.000	99	86953	0.2500	M
* 5 Naphthalene-d8	136	5.593	5.593	0.000	91	274141	0.2500	
6 Naphthalene	128	5.605	5.605	0.000	0	9739	0.007107	7M
$ 9 1-Methylnaphthalene-d10	152	6.323	6.342	0.001	98	127891	0.2041	
12 Acenaphthylene	152	7.120	7.120	0.000	98	81712	0.0625	
* 13 Acenaphthene-d10	164	7.258	7.258	0.000	87	161862	0.2500	
14 Acenaphthene	154	7.288	7.288	0.000	87	961470	1.18	
17 Fluorene	166	7.774	7.774	0.000	99	16423	0.0172	M
* 20 Phenanthrene-d10	188	8.663	8.663	0.000	94	288526	0.2500	
21 Phenanthrene	178	8.687	8.687	0.000	100	12797	0.009248	
22 Anthracene	178	8.734	8.734	0.000	100	74929	0.0581	
$ 24 Fluoranthene-d10 (Surr)	212	9.799	9.799	0.000	97	278746	0.2293	
25 Fluoranthene	202	9.811	9.818	-0.006	99	775046	0.5171	M
26 Pyrene	202	10.024	10.031	-0.007	98	1041783	0.5792	
28 Benzo[a]anthracene	228	11.260	11.260	0.000	100	78874	0.0547	
* 29 Chrysene-d12	240	11.268	11.276	-0.008	59	274799	0.2500	
30 Chrysene	228	11.299	11.299	0.000	98	54970	0.0341	
33 Benzo[b]fluoranthene	252	12.610	12.610	0.000	99	3657	0.002045	7M
34 Benzo[k]fluoranthene	252	12.641	12.649	-0.008	97	1689	0.000885	7Ma
$ 36 Benzo(a)pyrene-d12 (Surr)	264	13.017	13.024	-0.007	99	196245	0.1612	
37 Benzo[a]pyrene	252	13.055	13.047	0.000	100	2401	0.001472	7a
* 38 Perylene-d12	264	13.132	13.132	0.000	99	329230	0.2500	
40 Indeno[1,2,3-cd]pyrene	276	14.661	14.654	0.007	98	1214	0.000876	7M

QC Flag Legend

Processing Flags

7 - Failed Limit of Detection

Review Flags

M - Manually Integrated

a - User Assigned ID

Reagents:

MSS_RVSIM_IS_00033	Amount Added: 10.00	Units: uL	Run Reagent

Report Date: 28-Dec-2022 19:46:30 Chrom Revision: 2.3 20-Dec-2022 14:14:06

Eurofins Lancaster Laboratories Environment Testing, LLC

Data File:	\\chromfs\Lancaster\ChromData\HP21585\20221228-74077.b\ML0517.D				
Injection Date:	28-Dec-2022 10:27:02	Instrument ID:	HP21585	Operator ID:	jmg00346
Lims ID:	410-110319-D-12-A	Lab Sample ID:	410-110319-12	Worklist Smp#:	18
Client ID:	MW-13S-20221220				
Injection Vol:	1.0 ul	Dil. Factor:	1.0000	ALS Bottle#:	0
Method:	8270_SIM_HP21585	Limit Group:	MSSV - 8270D_E SIM		

Column: DB-5MS 20m 0.25mm (0.25 mm)

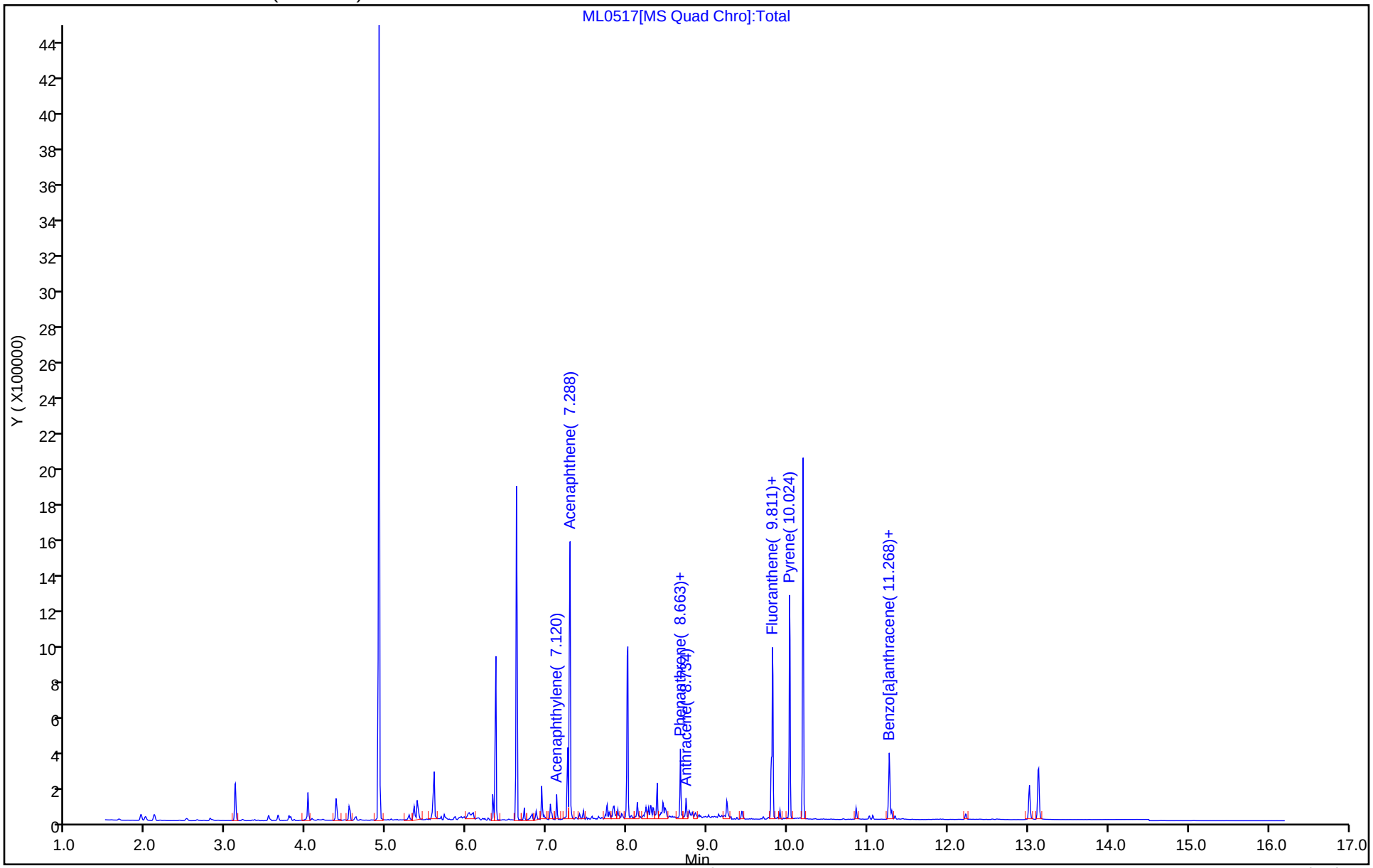

Eurofins Lancaster Laboratories Environment Testing, LLC

Recovery Report

Data File:	\\chromfs\Lancaster\ChromData\HP21585\20221228-74077.b\ML0517.D				
Lims ID:	410-110319-D-12-A				
Client ID:	MW-13S-20221220				
Sample Type:	Client				
Inject. Date:	28-Dec-2022 10:27:02	ALS Bottle#:	0	Worklist Smp#:	18
Injection Vol:	1.0 ul	Dil. Factor:	1.0000		
Sample Info:	410-110319-D-12-A				
Misc. Info.:	410-0074077-018				
Operator ID:	jmg00346	Instrument ID:	HP21585		

Method:	\\chromfs\Lancaster\ChromData\HP21585\20221228-74077.b\8270_SIM_HP21585.m		
Limit Group:	MSSV - 8270D_E SIM		
Last Update:	28-Dec-2022 19:46:07	Calib Date:	28-Jul-2022 21:32:00
Integrator:	Falcon	ID Type:	Deconvolution ID
Quant Method:	Internal Standard	Quant By:	Initial Calibration
Last ICal File:	\\chromfs\Lancaster\ChromData\HP21585\20220728-62933.b\MG1356.D		

Column 1 :	DB-5MS 20m 0.25mm (0.25 mm)	Det: MS SCAN
Process Host:	CTX1637	

First Level Reviewer: SJ89 Date: 28-Dec-2022 19:19:59

Compound	Amount Added	Amount Recovered	% Rec.
$ 9 1-Methylnaphthalene-d10	0.2500	0.2041	81.66
$ 24 Fluoranthene-d10 (Surr)	0.2500	0.2293	91.73
$ 36 Benzo(a)pyrene-d12 (Surr)	0.2500	0.1612	64.50

Report Date: 28-Dec-2022 19:46:30 Chrom Revision: 2.3 20-Dec-2022 14:14:06

Eurofins Lancaster Laboratories Environment Testing, LLC

Data File:	\\chromfs\Lancaster\ChromData\HP21585\20221228-74077.b\ML0517.D				
Injection Date:	28-Dec-2022 10:27:02	Instrument ID:	HP21585		
Lims ID:	410-110319-D-12-A	Lab Sample ID:	410-110319-12		
Client ID:	MW-13S-20221220				
Operator ID:	jmg00346	ALS Bottle#:	0	Worklist Smp#:	18
Injection Vol:	1.0 ul	Dil. Factor:	1.0000		
Method:	8270_SIM_HP21585	Limit Group:	MSSV - 8270D_E SIM		
Column:	DB-5MS 20m 0.25mm (0.25 mm)	Detector	MS SCAN		

14 Acenaphthene, CAS: 83-32-9

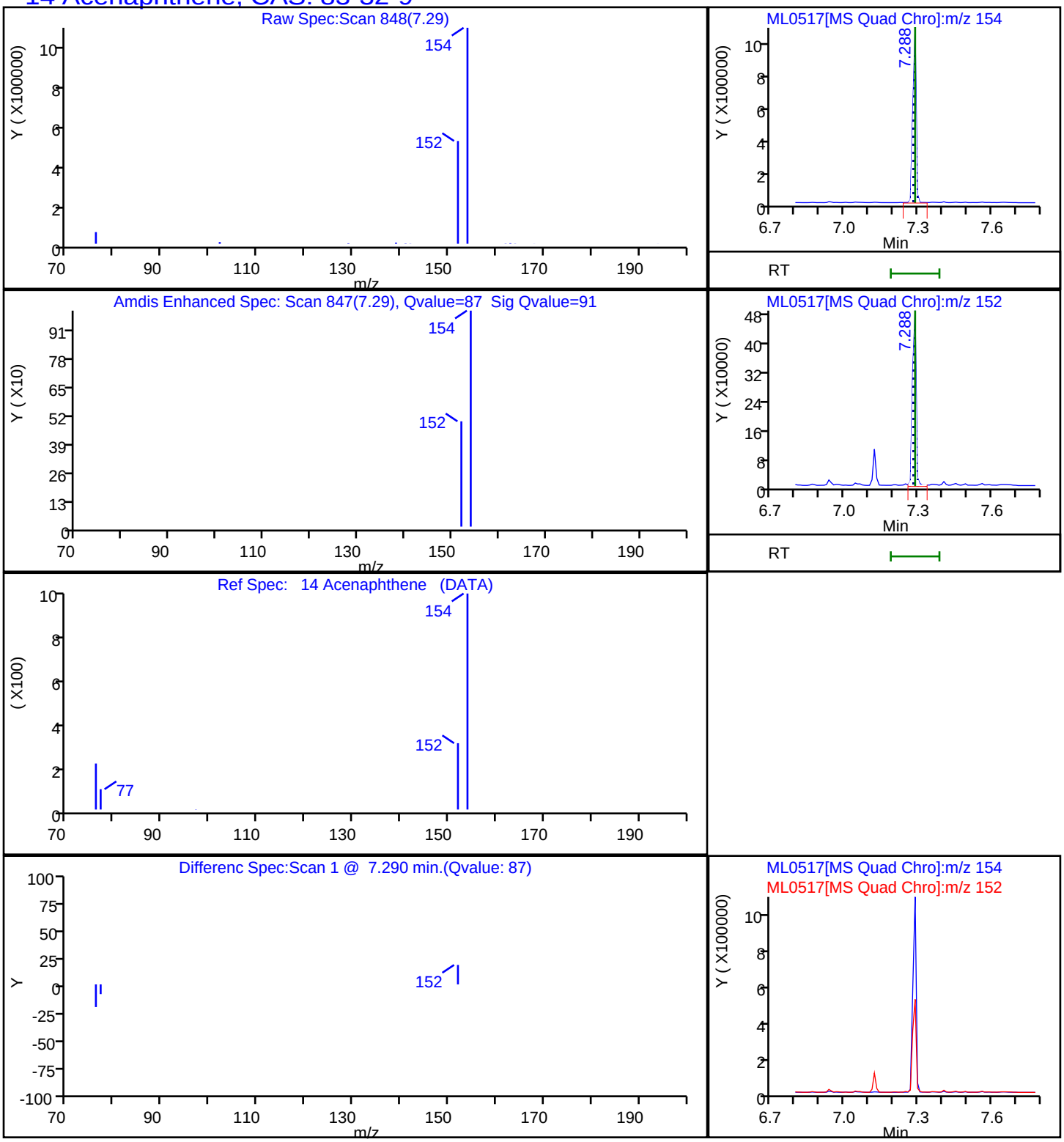

Report Date: 28-Dec-2022 19:46:30 Chrom Revision: 2.3 20-Dec-2022 14:14:06

Eurofins Lancaster Laboratories Environment Testing, LLC

Data File:	\\chromfs\Lancaster\ChromData\HP21585\20221228-74077.b\ML0517.D				
Injection Date:	28-Dec-2022 10:27:02	Instrument ID:	HP21585		
Lims ID:	410-110319-D-12-A	Lab Sample ID:	410-110319-12		
Client ID:	MW-13S-20221220				
Operator ID:	jmg00346	ALS Bottle#:	0	Worklist Smp#:	18
Injection Vol:	1.0 ul	Dil. Factor:	1.0000		
Method:	8270_SIM_HP21585	Limit Group:	MSSV - 8270D_E SIM		
Column:	DB-5MS 20m 0.25mm (0.25 mm)	Detector	MS SCAN		

12 Acenaphthylene, CAS: 208-96-8

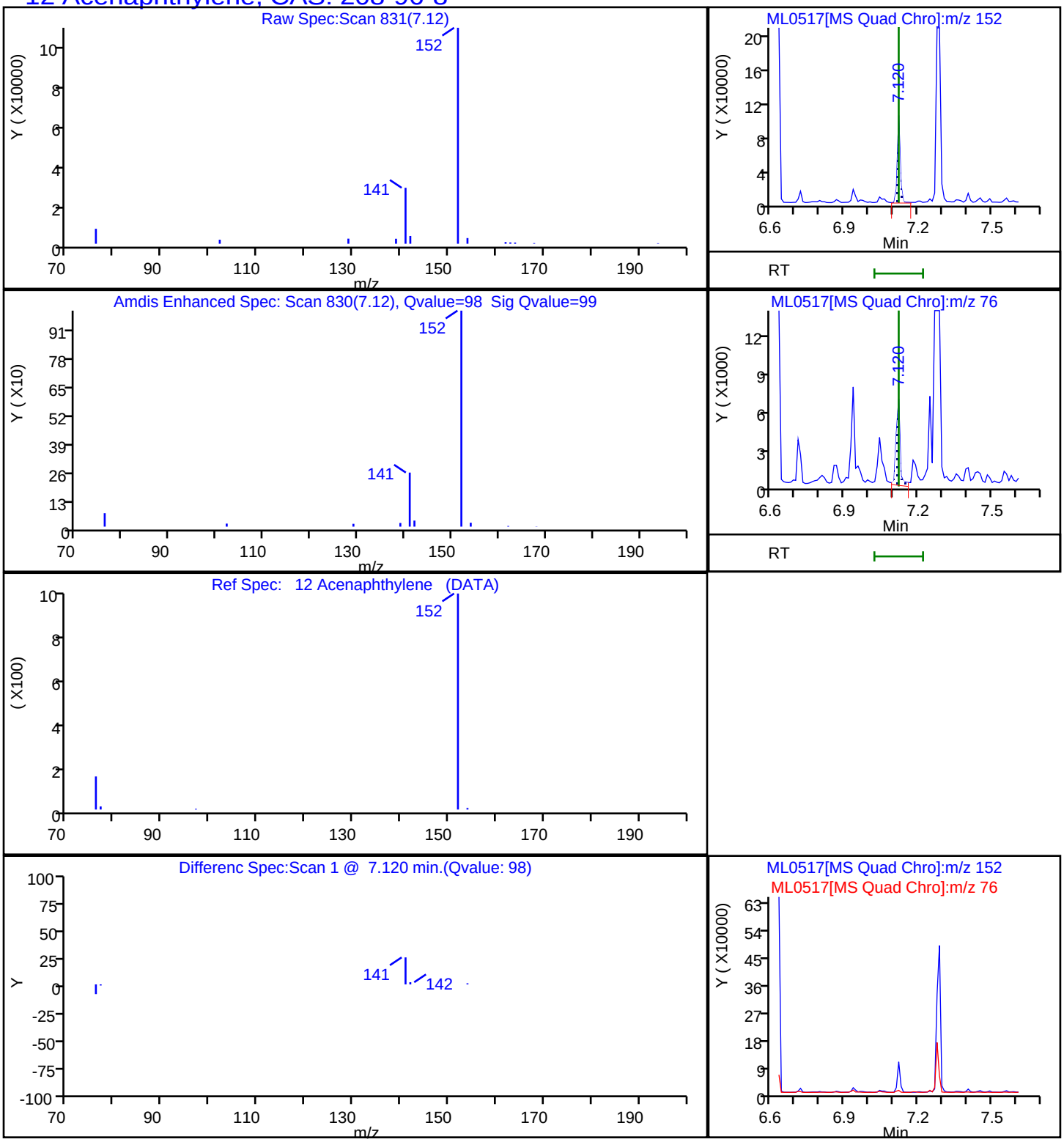

Report Date: 28-Dec-2022 19:46:30 Chrom Revision: 2.3 20-Dec-2022 14:14:06

Eurofins Lancaster Laboratories Environment Testing, LLC

Data File:	\\chromfs\Lancaster\ChromData\HP21585\20221228-74077.b\ML0517.D				
Injection Date:	28-Dec-2022 10:27:02	Instrument ID:	HP21585		
Lims ID:	410-110319-D-12-A	Lab Sample ID:	410-110319-12		
Client ID:	MW-13S-20221220				
Operator ID:	jmg00346	ALS Bottle#:	0	Worklist Smp#:	18
Injection Vol:	1.0 ul	Dil. Factor:	1.0000		
Method:	8270_SIM_HP21585	Limit Group:	MSSV - 8270D_E SIM		
Column:	DB-5MS 20m 0.25mm (0.25 mm)	Detector	MS SCAN		

22 Anthracene, CAS: 120-12-7

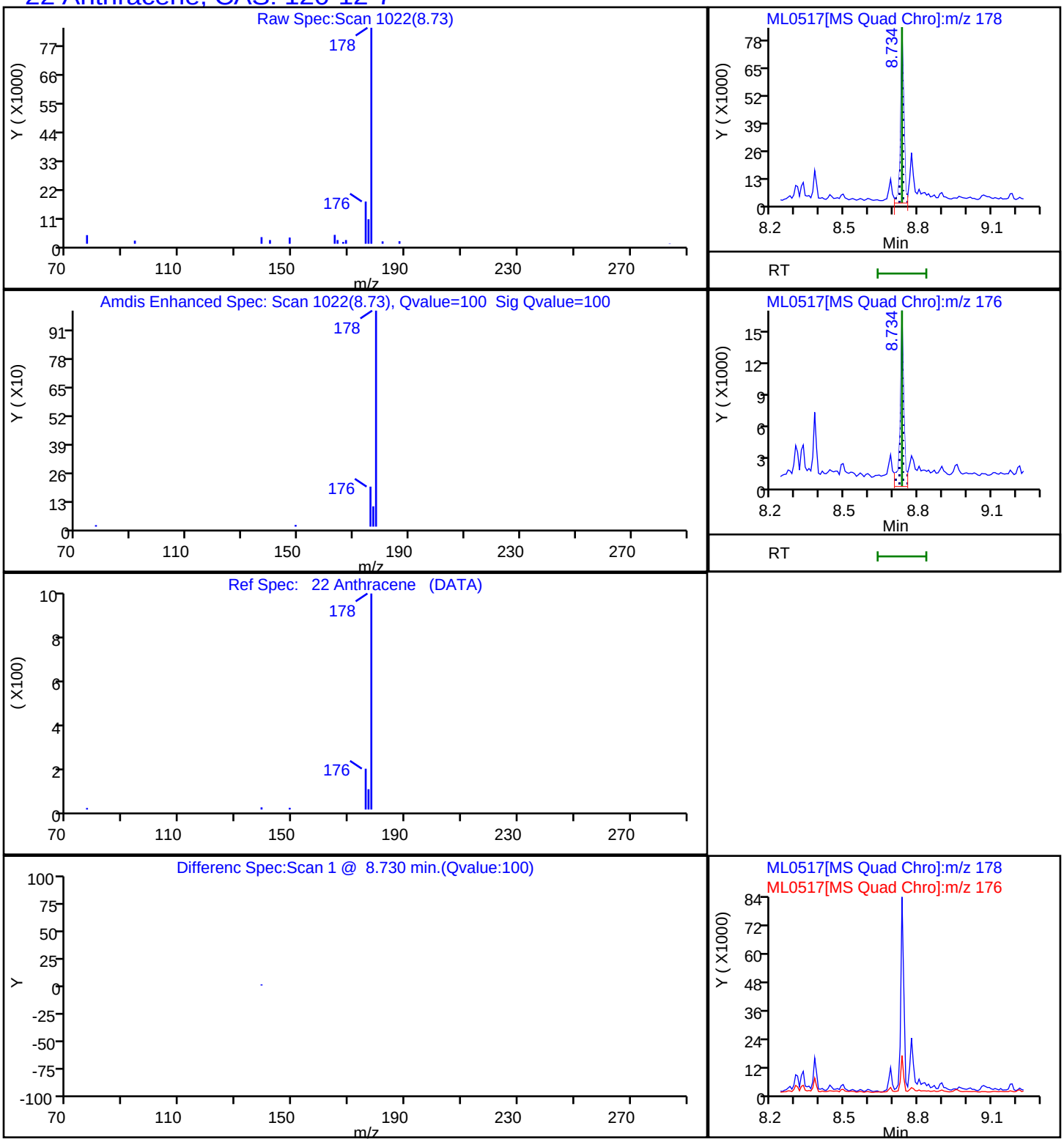

Report Date: 28-Dec-2022 19:46:30 Chrom Revision: 2.3 20-Dec-2022 14:14:06

Eurofins Lancaster Laboratories Environment Testing, LLC

Data File:	\\chromfs\Lancaster\ChromData\HP21585\20221228-74077.b\ML0517.D				
Injection Date:	28-Dec-2022 10:27:02	Instrument ID:	HP21585		
Lims ID:	410-110319-D-12-A	Lab Sample ID:	410-110319-12		
Client ID:	MW-13S-20221220				
Operator ID:	jmg00346	ALS Bottle#:	0	Worklist Smp#:	18
Injection Vol:	1.0 ul	Dil. Factor:	1.0000		
Method:	8270_SIM_HP21585	Limit Group:	MSSV - 8270D_E SIM		
Column:	DB-5MS 20m 0.25mm (0.25 mm)	Detector	MS SCAN		

28 Benzo[a]anthracene, CAS: 56-55-3

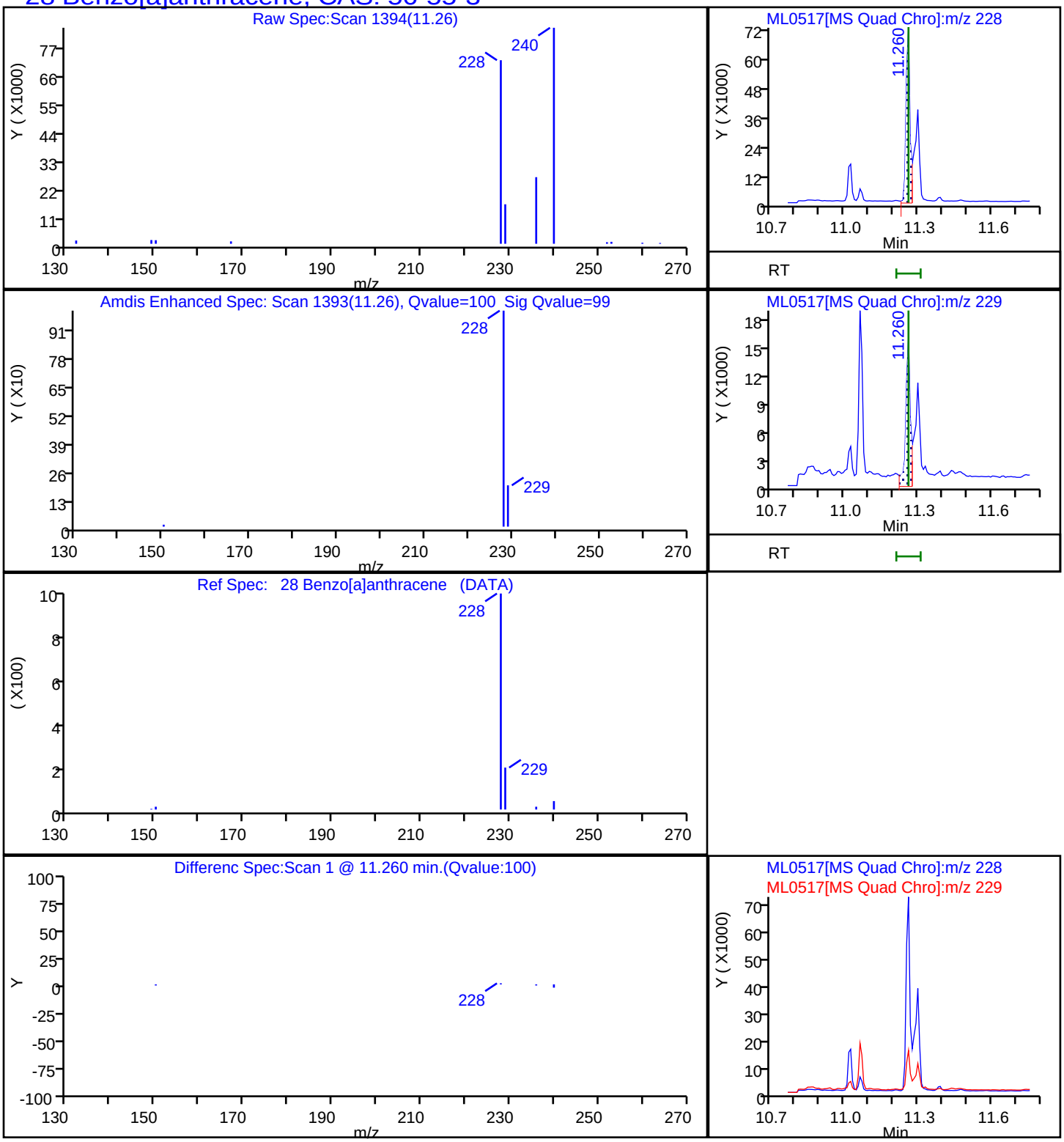

Report Date: 28-Dec-2022 19:46:30 Chrom Revision: 2.3 20-Dec-2022 14:14:06

Eurofins Lancaster Laboratories Environment Testing, LLC

Data File:	\\chromfs\Lancaster\ChromData\HP21585\20221228-74077.b\ML0517.D				
Injection Date:	28-Dec-2022 10:27:02	Instrument ID:	HP21585		
Lims ID:	410-110319-D-12-A	Lab Sample ID:	410-110319-12		
Client ID:	MW-13S-20221220				
Operator ID:	jmg00346	ALS Bottle#:	0	Worklist Smp#:	18
Injection Vol:	1.0 ul	Dil. Factor:	1.0000		
Method:	8270_SIM_HP21585	Limit Group:	MSSV - 8270D_E SIM		
Column:	DB-5MS 20m 0.25mm (0.25 mm)	Detector	MS SCAN		

30 Chrysene, CAS: 218-01-9

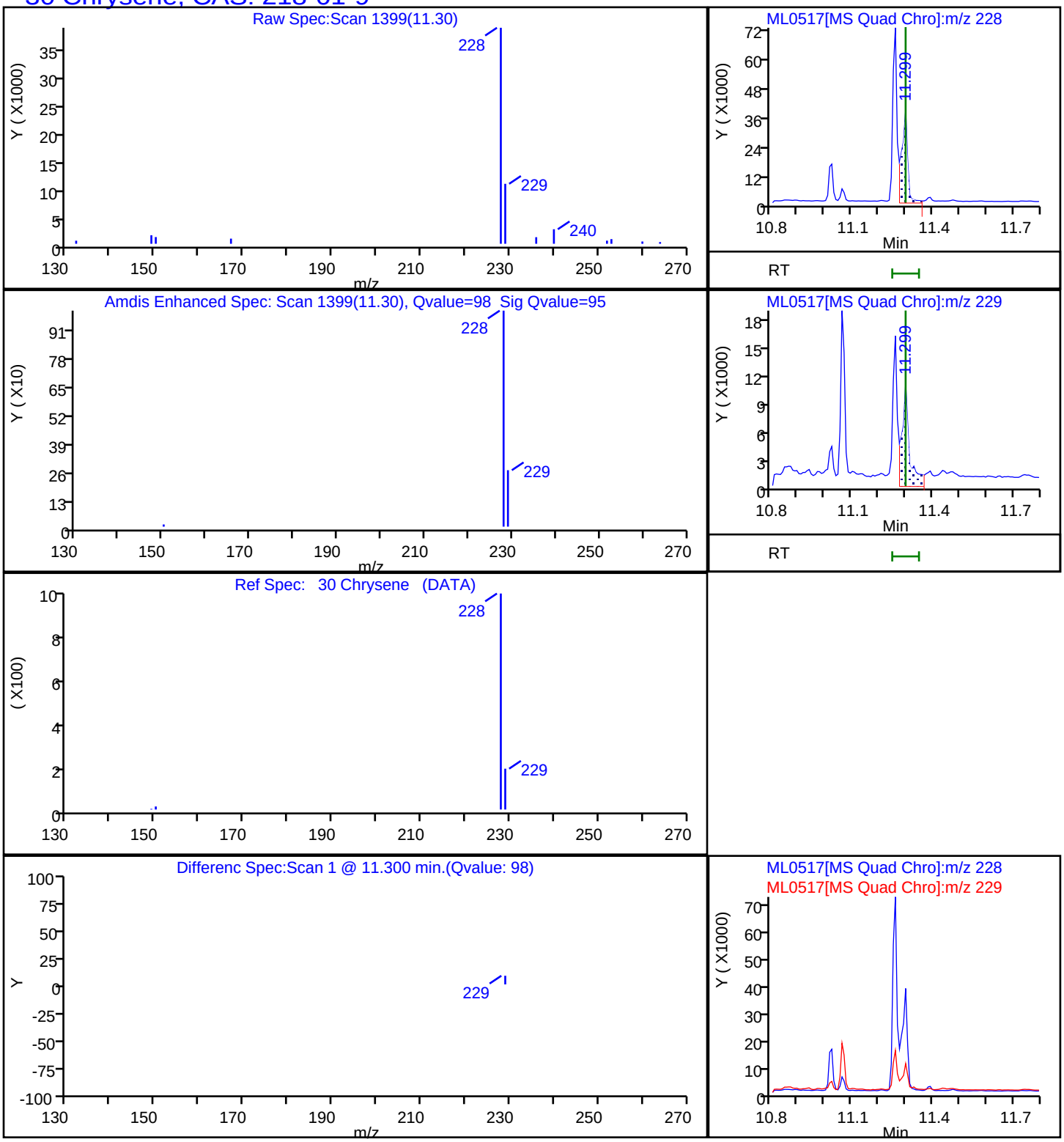

Report Date: 28-Dec-2022 19:46:30 Chrom Revision: 2.3 20-Dec-2022 14:14:06

Eurofins Lancaster Laboratories Environment Testing, LLC

Data File:	\\chromfs\Lancaster\ChromData\HP21585\20221228-74077.b\ML0517.D				
Injection Date:	28-Dec-2022 10:27:02	Instrument ID:	HP21585		
Lims ID:	410-110319-D-12-A	Lab Sample ID:	410-110319-12		
Client ID:	MW-13S-20221220				
Operator ID:	jmg00346	ALS Bottle#:	0	Worklist Smp#:	18
Injection Vol:	1.0 ul	Dil. Factor:	1.0000		
Method:	8270_SIM_HP21585	Limit Group:	MSSV - 8270D_E SIM		
Column:	DB-5MS 20m 0.25mm (0.25 mm)	Detector	MS SCAN		

25 Fluoranthene, CAS: 206-44-0

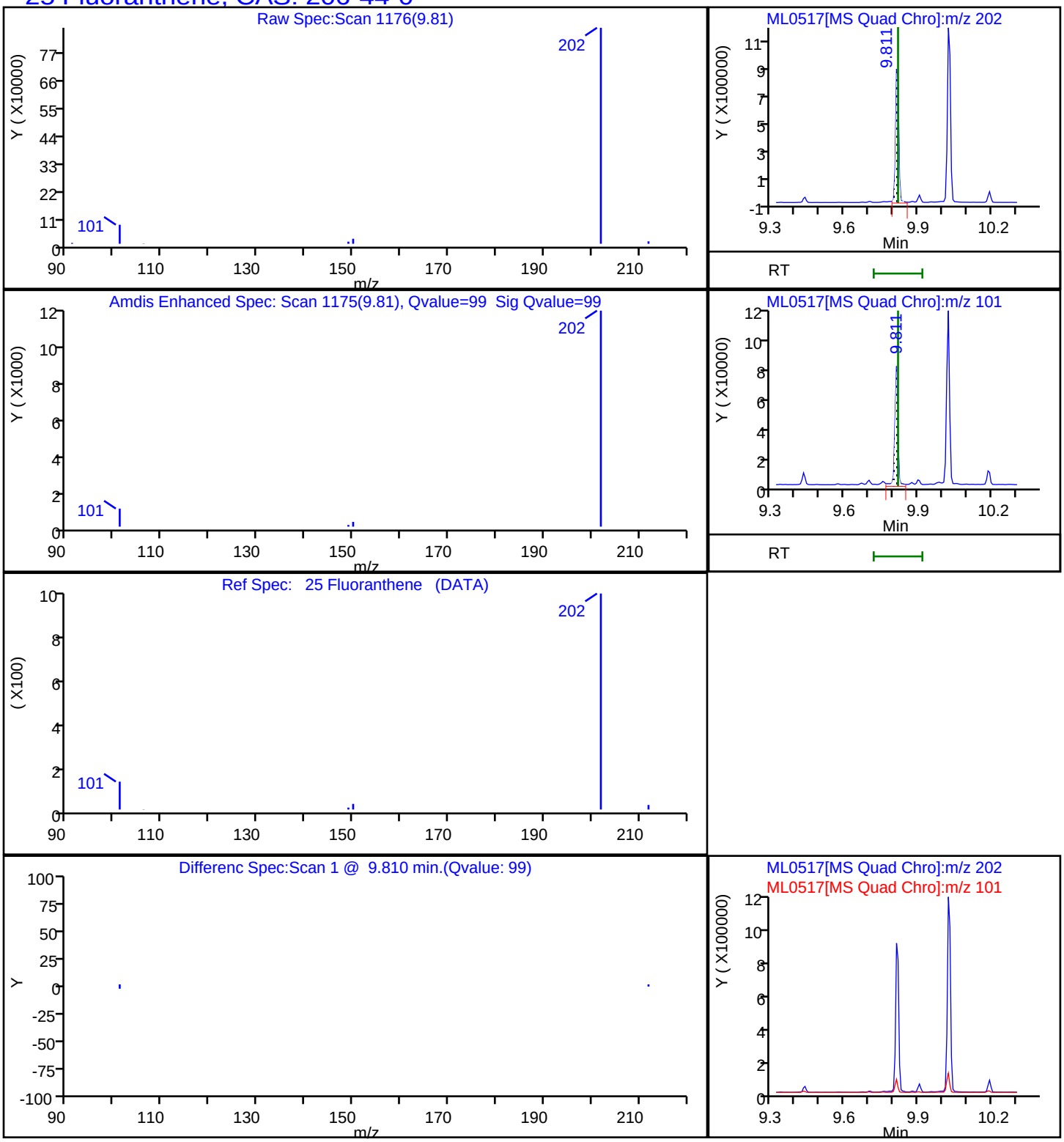

Report Date: 28-Dec-2022 19:46:30 Chrom Revision: 2.3 20-Dec-2022 14:14:06

Eurofins Lancaster Laboratories Environment Testing, LLC

Data File:	\\chromfs\Lancaster\ChromData\HP21585\20221228-74077.b\ML0517.D				
Injection Date:	28-Dec-2022 10:27:02	Instrument ID:	HP21585		
Lims ID:	410-110319-D-12-A	Lab Sample ID:	410-110319-12		
Client ID:	MW-13S-20221220				
Operator ID:	jmg00346	ALS Bottle#:	0	Worklist Smp#:	18
Injection Vol:	1.0 ul	Dil. Factor:	1.0000		
Method:	8270_SIM_HP21585	Limit Group:	MSSV - 8270D_E SIM		
Column:	DB-5MS 20m 0.25mm (0.25 mm)	Detector	MS SCAN		

17 Fluorene, CAS: 86-73-7

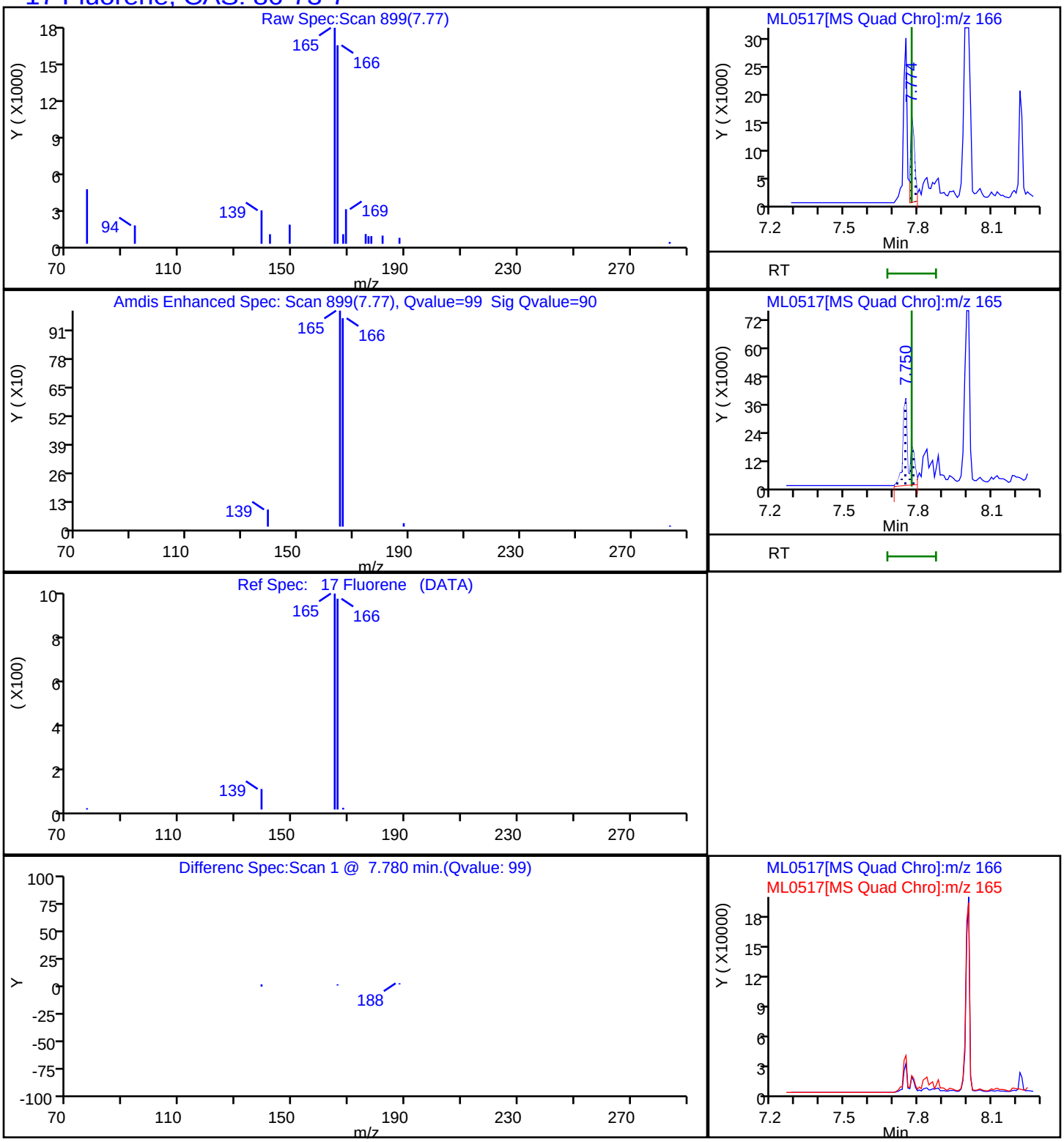

Report Date: 28-Dec-2022 19:46:30 Chrom Revision: 2.3 20-Dec-2022 14:14:06

Eurofins Lancaster Laboratories Environment Testing, LLC

Data File:	\\chromfs\Lancaster\ChromData\HP21585\20221228-74077.b\ML0517.D				
Injection Date:	28-Dec-2022 10:27:02	Instrument ID:	HP21585		
Lims ID:	410-110319-D-12-A	Lab Sample ID:	410-110319-12		
Client ID:	MW-13S-20221220				
Operator ID:	jmg00346	ALS Bottle#:	0	Worklist Smp#:	18
Injection Vol:	1.0 ul	Dil. Factor:	1.0000		
Method:	8270_SIM_HP21585	Limit Group:	MSSV - 8270D_E SIM		
Column:	DB-5MS 20m 0.25mm (0.25 mm)	Detector	MS SCAN		

21 Phenanthrene, CAS: 85-01-8

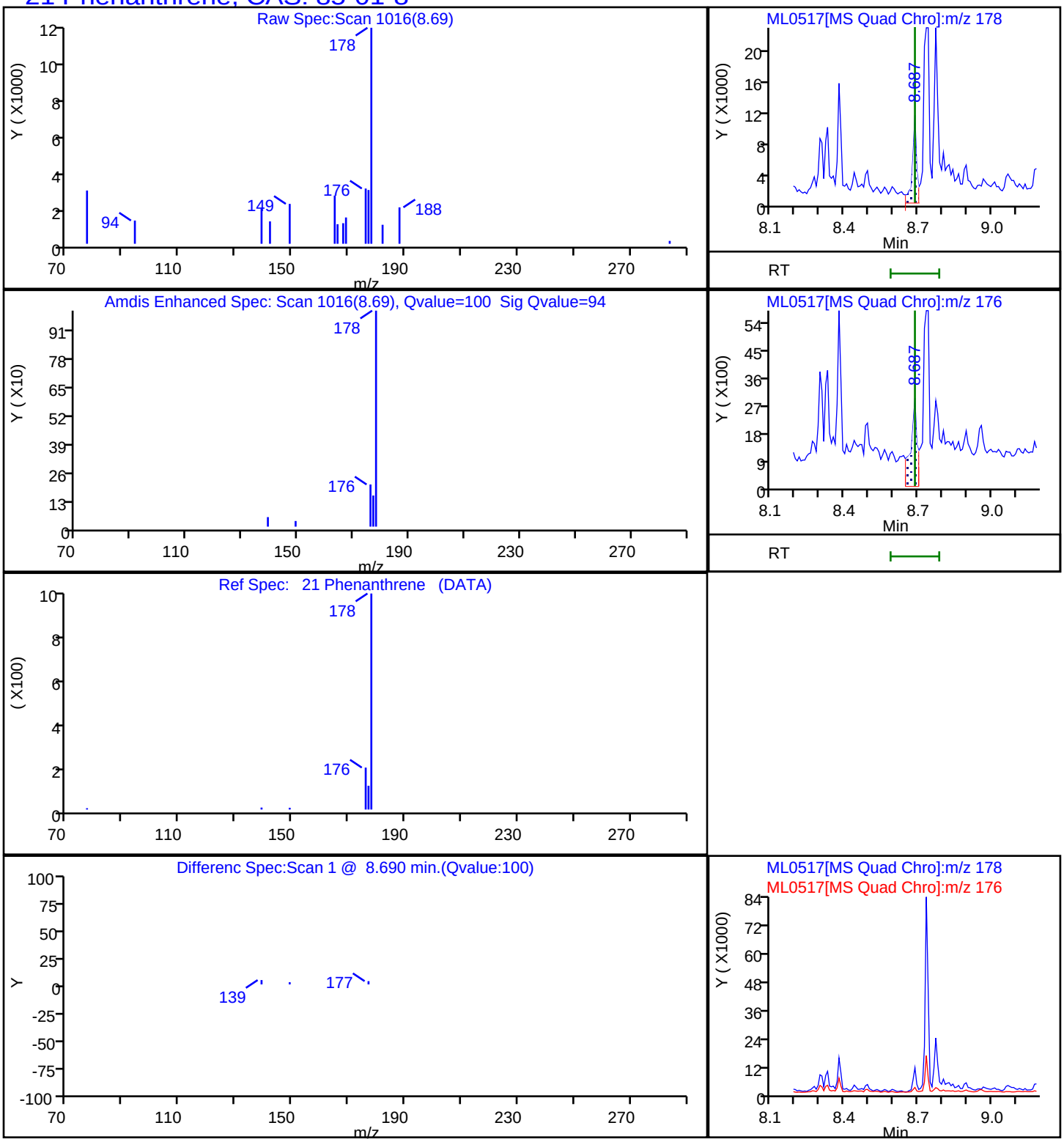

Report Date: 28-Dec-2022 19:46:30 Chrom Revision: 2.3 20-Dec-2022 14:14:06

Eurofins Lancaster Laboratories Environment Testing, LLC

Data File:	\\chromfs\Lancaster\ChromData\HP21585\20221228-74077.b\ML0517.D				
Injection Date:	28-Dec-2022 10:27:02	Instrument ID:	HP21585		
Lims ID:	410-110319-D-12-A	Lab Sample ID:	410-110319-12		
Client ID:	MW-13S-20221220				
Operator ID:	jmg00346	ALS Bottle#:	0	Worklist Smp#:	18
Injection Vol:	1.0 ul	Dil. Factor:	1.0000		
Method:	8270_SIM_HP21585	Limit Group:	MSSV - 8270D_E SIM		
Column:	DB-5MS 20m 0.25mm (0.25 mm)	Detector	MS SCAN		

26 Pyrene, CAS: 129-00-0

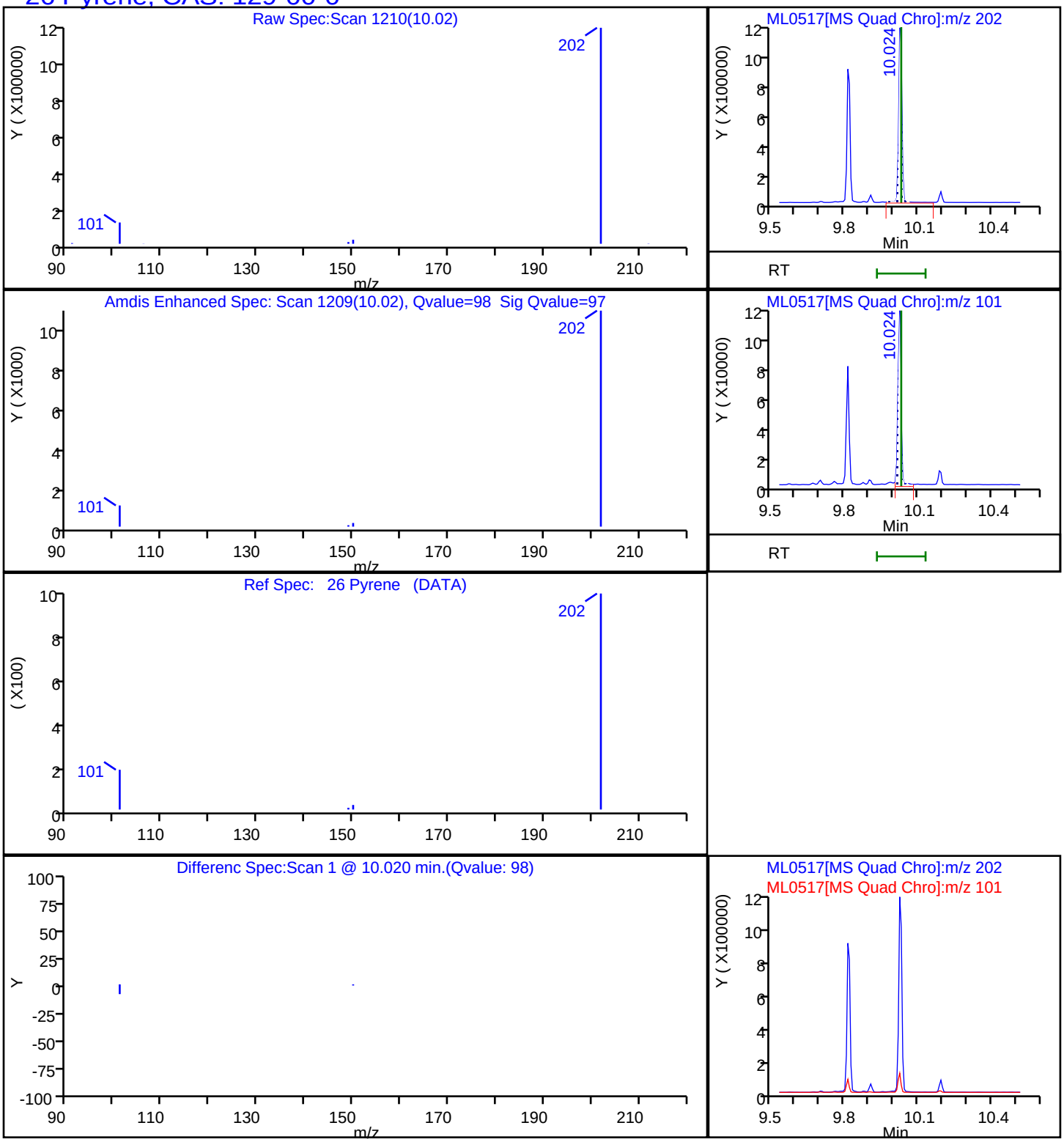

Manual Integration/User Assign Peak Report

Eurofins Lancaster Laboratories Environment Testing, LLC

Data File:	\\chromfs\Lancaster\ChromData\HP21585\20221228-74077.b\ML0517.D				
Injection Date:	28-Dec-2022 10:27:02	Instrument ID:	HP21585		
Lims ID:	410-110319-D-12-A	Lab Sample ID:	410-110319-12		
Client ID:	MW-13S-20221220				
Operator ID:	jmg00346	ALS Bottle#:	0	Worklist Smp#:	18
Injection Vol:	1.0 ul	Dil. Factor:	1.0000		
Method:	8270_SIM_HP21585	Limit Group:	MSSV - 8270D_E SIM		
Column:	DB-5MS 20m 0.25mm (0.25 mm)	Detector	MS SCAN		

37 Benzo[a]pyrene, CAS: 50-32-8

Signal: 1

Processing Integration Results

RT: 12.98
Area: 1960
Amount: 0.001202
Amount Units: ug/ml

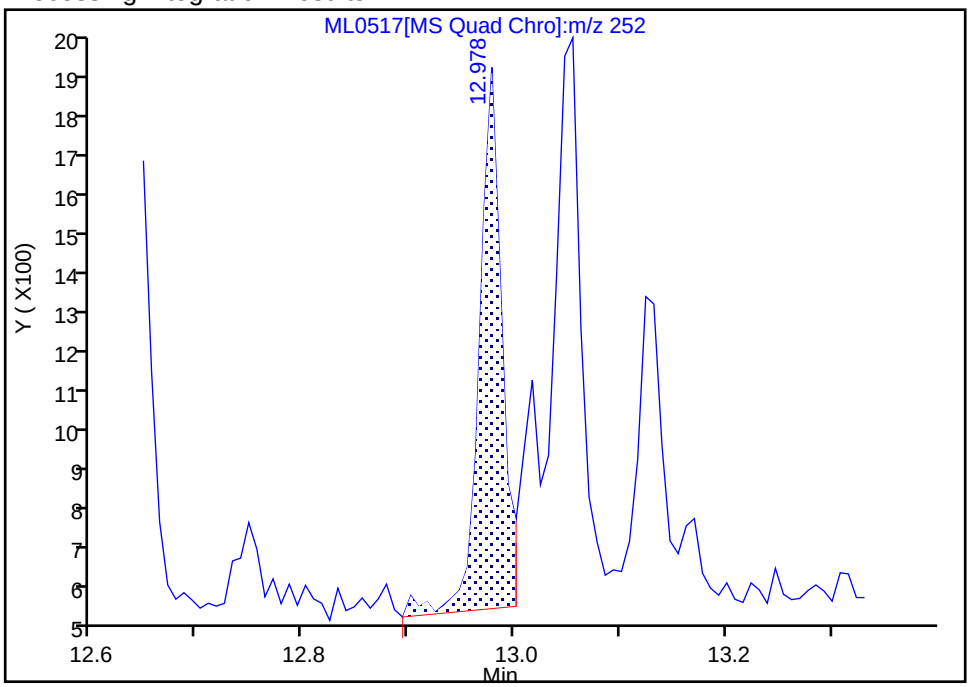

Manual Integration Results

RT: 13.06
Area: 2401
Amount: 0.001472
Amount Units: ug/ml

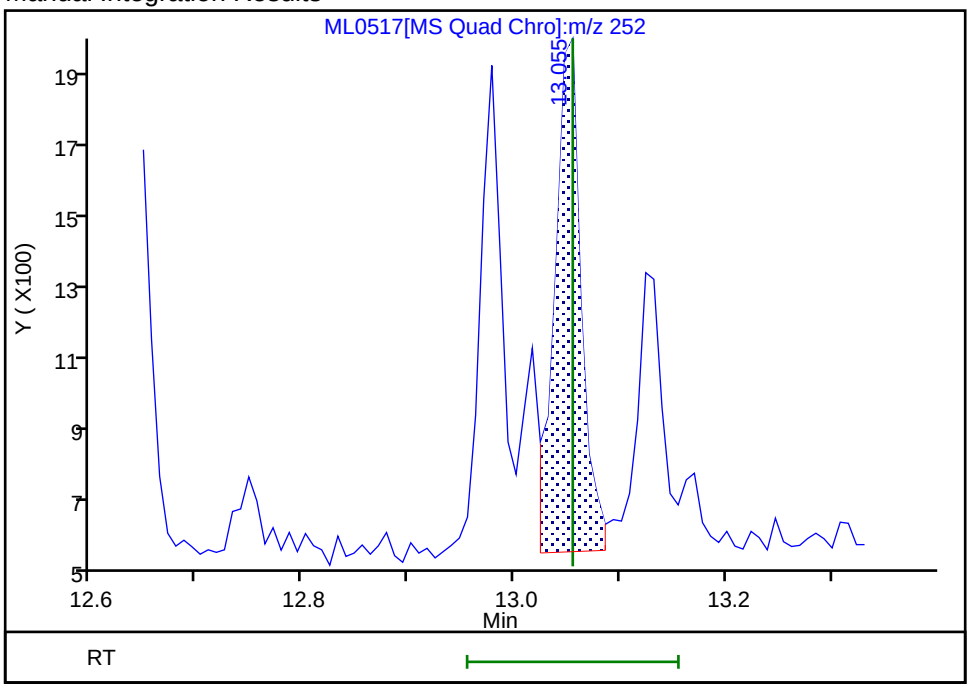

Reviewer: SJ89, 28-Dec-2022 19:19:47
Audit Action: Assigned Compound ID Audit Reason: Baseline

Manual Integration/User Assign Peak Report

Eurofins Lancaster Laboratories Environment Testing, LLC

Data File:	\\chromfs\Lancaster\ChromData\HP21585\20221228-74077.b\ML0517.D				
Injection Date:	28-Dec-2022 10:27:02	Instrument ID:	HP21585		
Lims ID:	410-110319-D-12-A	Lab Sample ID:	410-110319-12		
Client ID:	MW-13S-20221220				
Operator ID:	jmg00346	ALS Bottle#:	0	Worklist Smp#:	18
Injection Vol:	1.0 ul	Dil. Factor:	1.0000		
Method:	8270_SIM_HP21585	Limit Group:	MSSV - 8270D_E SIM		
Column:	DB-5MS 20m 0.25mm (0.25 mm)	Detector	MS SCAN		

33 Benzo[b]fluoranthene, CAS: 205-99-2

Signal: 1

Processing Integration Results

RT: 12.61
Area: 5834
Amount: 0.003262
Amount Units: ug/ml

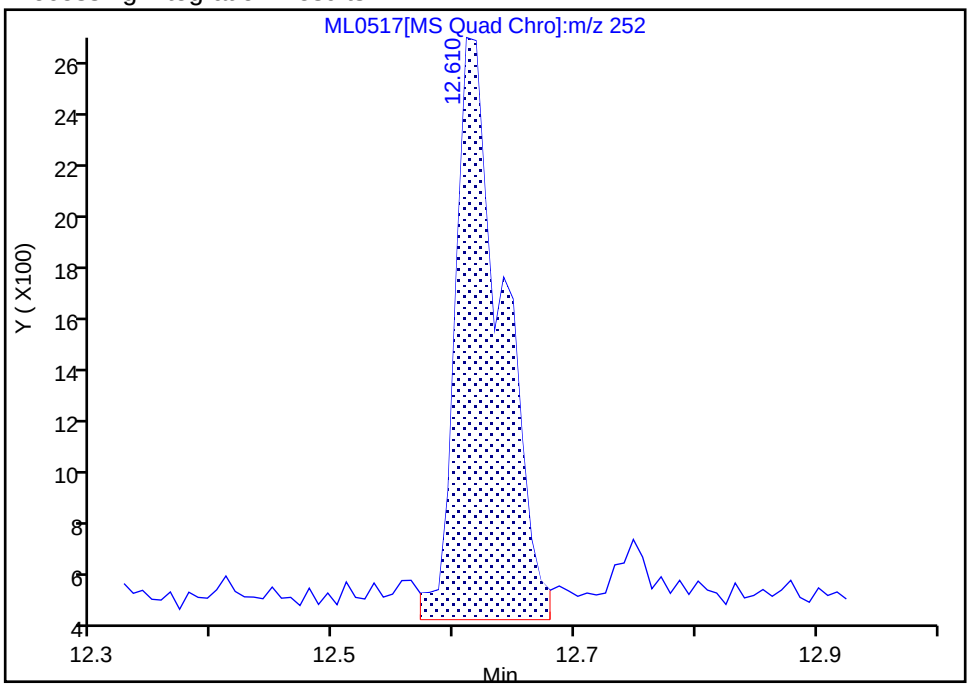

Manual Integration Results

RT: 12.61
Area: 3657
Amount: 0.002045
Amount Units: ug/ml

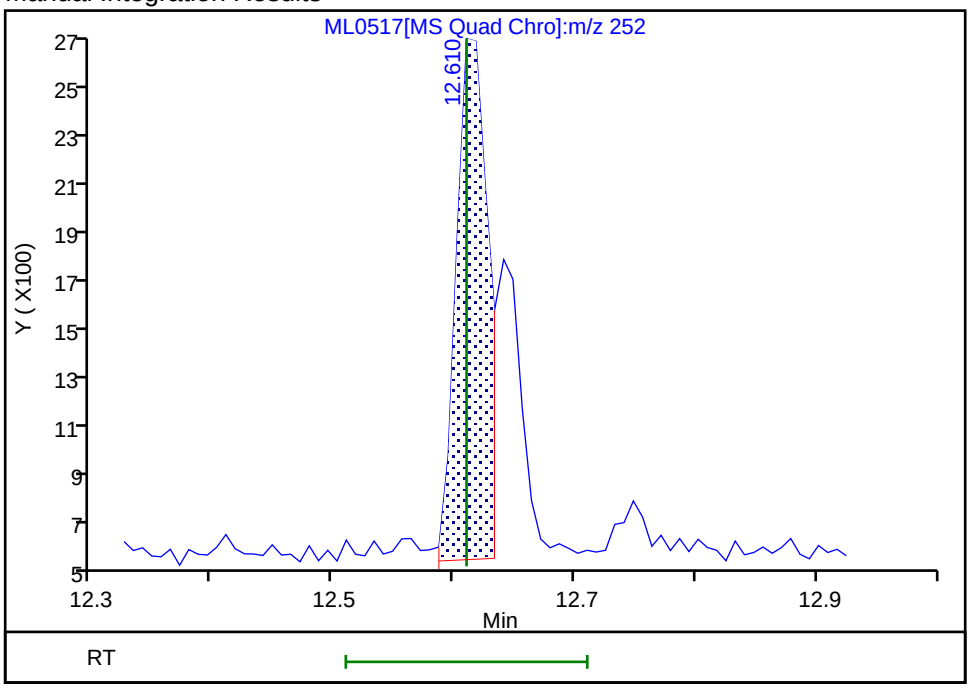

Reviewer: SJ89, 28-Dec-2022 19:19:35

Audit Action: Manually Integrated Audit Reason: Baseline

Manual Integration/User Assign Peak Report

Eurofins Lancaster Laboratories Environment Testing, LLC

Data File:	\\chromfs\Lancaster\ChromData\HP21585\20221228-74077.b\ML0517.D				
Injection Date:	28-Dec-2022 10:27:02	Instrument ID:	HP21585		
Lims ID:	410-110319-D-12-A	Lab Sample ID:	410-110319-12		
Client ID:	MW-13S-20221220				
Operator ID:	jmg00346	ALS Bottle#:	0	Worklist Smp#:	18
Injection Vol:	1.0 ul	Dil. Factor:	1.0000		
Method:	8270_SIM_HP21585	Limit Group:	MSSV - 8270D_E SIM		
Column:	DB-5MS 20m 0.25mm (0.25 mm)	Detector	MS SCAN		

34 Benzo[k]fluoranthene, CAS: 207-08-9

Signal: 1

Processing Integration Results

RT: 12.75
Area: 775
Amount: 0.000406
Amount Units: ug/ml

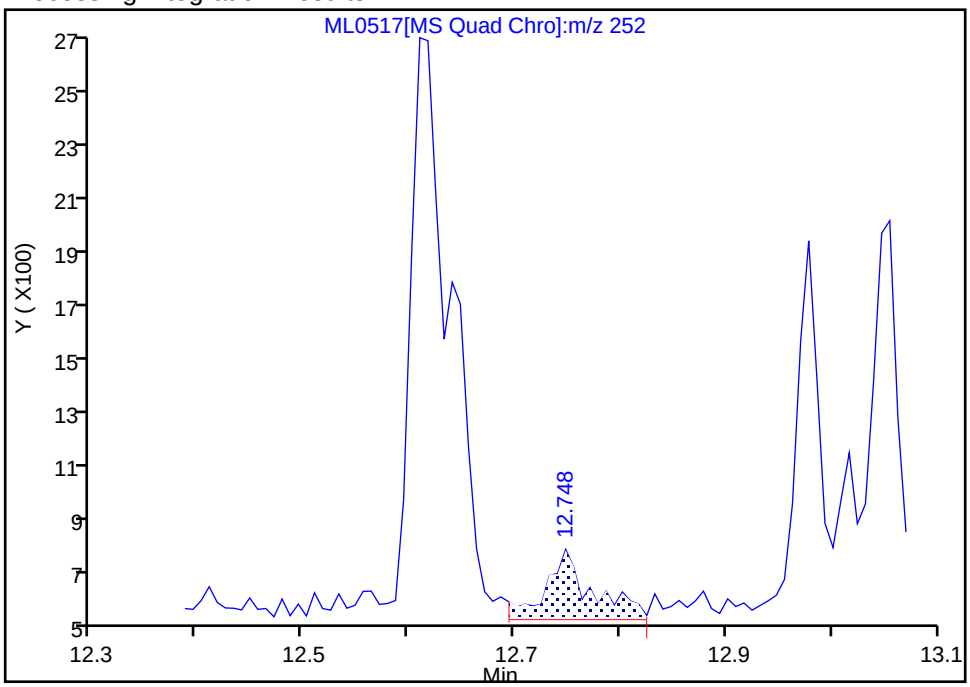

Manual Integration Results

RT: 12.64
Area: 1689
Amount: 0.000885
Amount Units: ug/ml

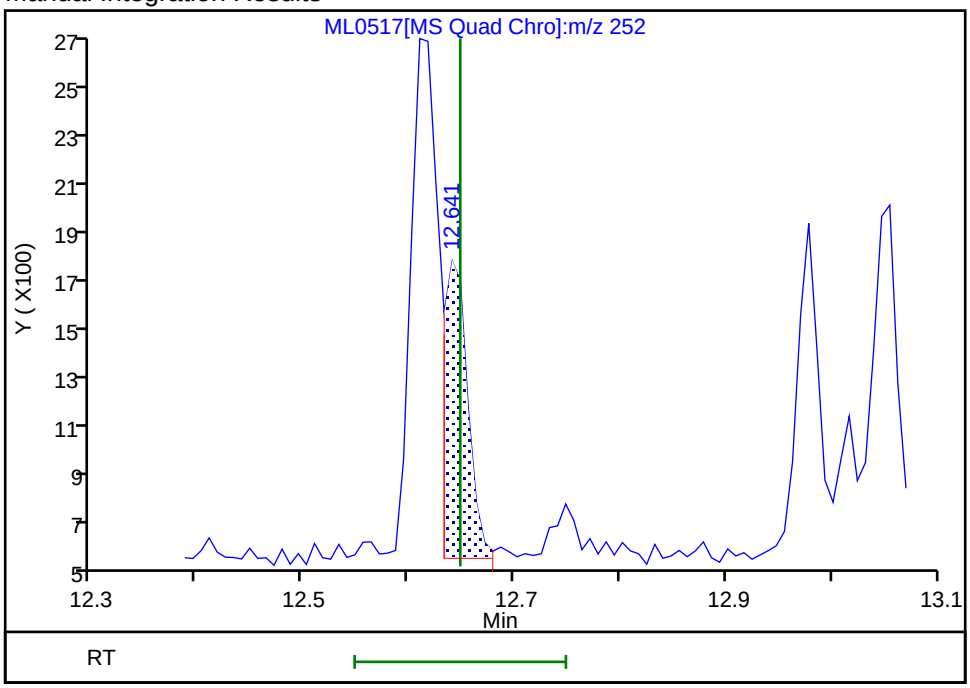

Reviewer: SJ89, 28-Dec-2022 19:19:44

Audit Action: Manually Integrated Audit Reason: Baseline

Manual Integration/User Assign Peak Report

Eurofins Lancaster Laboratories Environment Testing, LLC

Data File:	\\chromfs\Lancaster\ChromData\HP21585\20221228-74077.b\ML0517.D				
Injection Date:	28-Dec-2022 10:27:02	Instrument ID:	HP21585		
Lims ID:	410-110319-D-12-A	Lab Sample ID:	410-110319-12		
Client ID:	MW-13S-20221220				
Operator ID:	jmg00346	ALS Bottle#:	0	Worklist Smp#:	18
Injection Vol:	1.0 ul	Dil. Factor:	1.0000		
Method:	8270_SIM_HP21585	Limit Group:	MSSV - 8270D_E SIM		
Column:	DB-5MS 20m 0.25mm (0.25 mm)	Detector	MS SCAN		

25 Fluoranthene, CAS: 206-44-0

Signal: 1

Processing Integration Results

RT: 9.81
Area: 836422
Amount: 0.557996
Amount Units: ug/ml

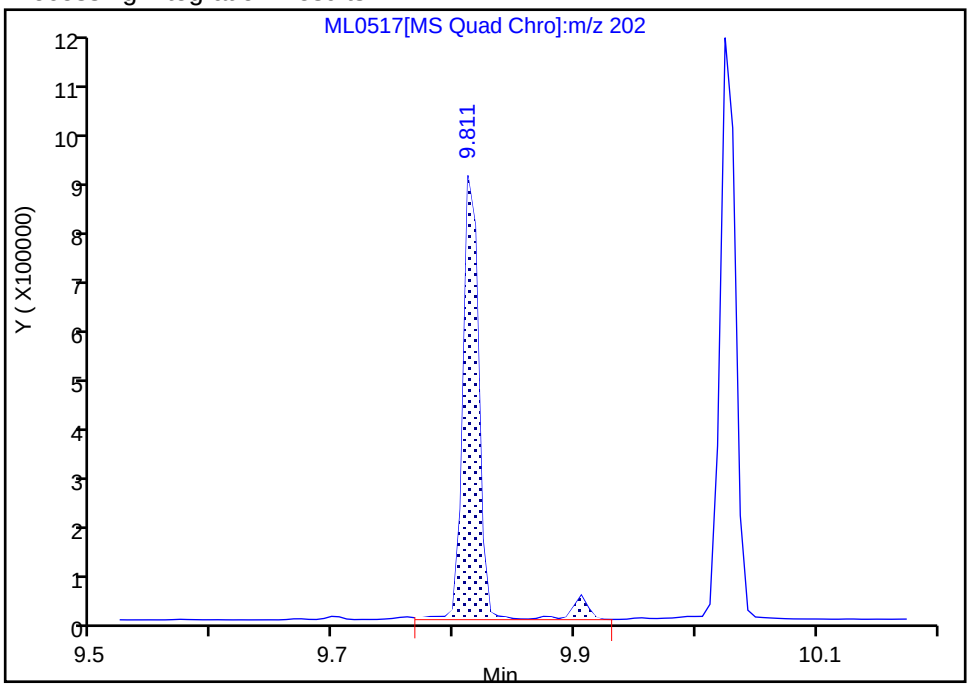

Manual Integration Results

RT: 9.81
Area: 775046
Amount: 0.517051
Amount Units: ug/ml

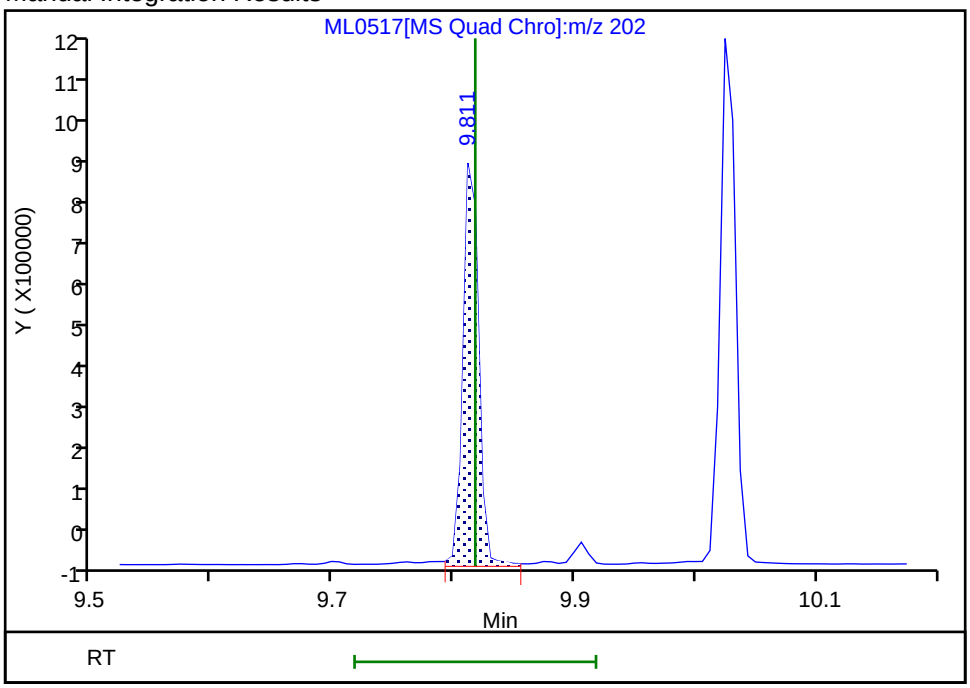

Reviewer: SJ89, 28-Dec-2022 19:19:24
Audit Action: Manually Integrated Audit Reason: Baseline

Manual Integration/User Assign Peak Report

Eurofins Lancaster Laboratories Environment Testing, LLC

Data File:	\\chromfs\Lancaster\ChromData\HP21585\20221228-74077.b\ML0517.D				
Injection Date:	28-Dec-2022 10:27:02	Instrument ID:	HP21585		
Lims ID:	410-110319-D-12-A	Lab Sample ID:	410-110319-12		
Client ID:	MW-13S-20221220				
Operator ID:	jmg00346	ALS Bottle#:	0	Worklist Smp#:	18
Injection Vol:	1.0 ul	Dil. Factor:	1.0000		
Method:	8270_SIM_HP21585	Limit Group:	MSSV - 8270D_E SIM		
Column:	DB-5MS 20m 0.25mm (0.25 mm)	Detector	MS SCAN		

17 Fluorene, CAS: 86-73-7

Signal: 1

Processing Integration Results

RT: 7.75
Area: 48947
Amount: 0.051295
Amount Units: ug/ml

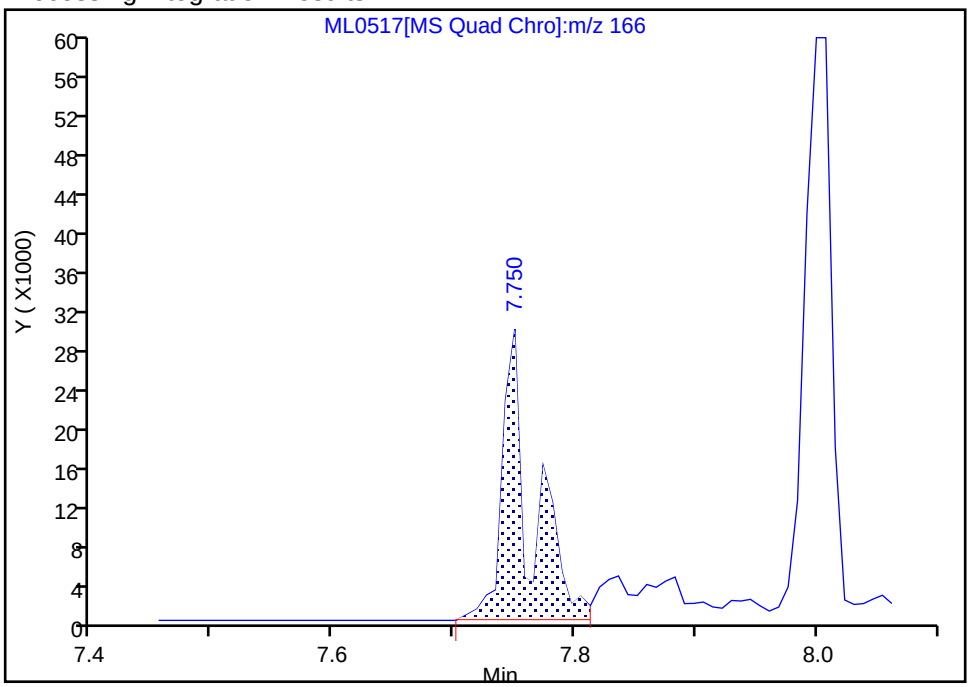

Manual Integration Results

RT: 7.77
Area: 16423
Amount: 0.017211
Amount Units: ug/ml

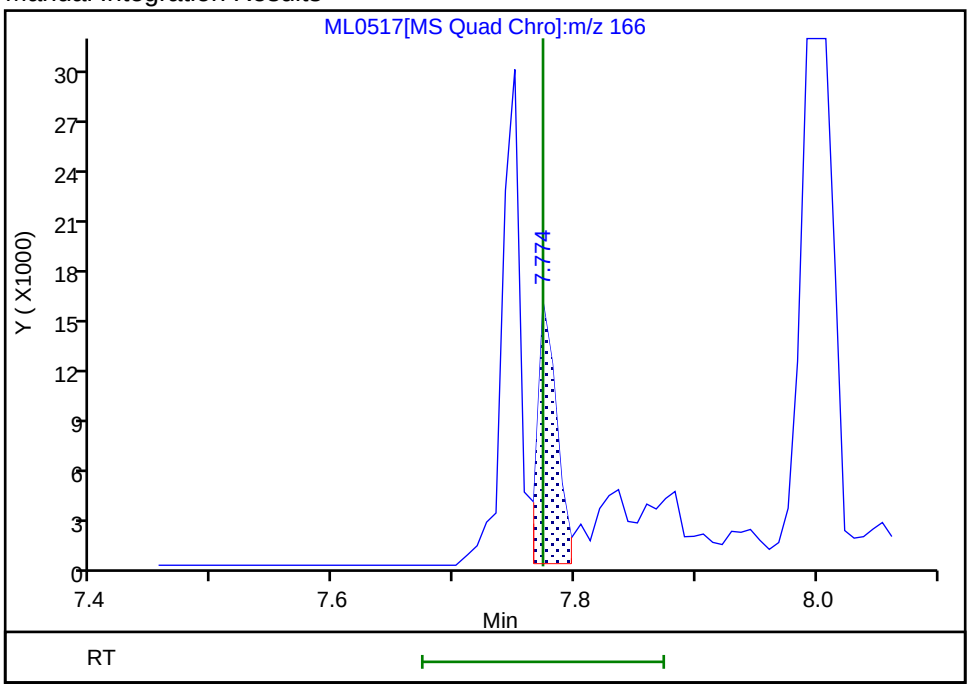

Reviewer: SJ89, 28-Dec-2022 19:19:16

Audit Action: Manually Integrated Audit Reason: Baseline

Manual Integration/User Assign Peak Report

Eurofins Lancaster Laboratories Environment Testing, LLC

Data File:	\\chromfs\Lancaster\ChromData\HP21585\20221228-74077.b\ML0517.D				
Injection Date:	28-Dec-2022 10:27:02	Instrument ID:	HP21585		
Lims ID:	410-110319-D-12-A	Lab Sample ID:	410-110319-12		
Client ID:	MW-13S-20221220				
Operator ID:	jmg00346	ALS Bottle#:	0	Worklist Smp#:	18
Injection Vol:	1.0 ul	Dil. Factor:	1.0000		
Method:	8270_SIM_HP21585	Limit Group:	MSSV - 8270D_E SIM		
Column:	DB-5MS 20m 0.25mm (0.25 mm)	Detector	MS SCAN		

40 Indeno[1,2,3-cd]pyrene, CAS: 193-39-5

Signal: 1

Processing Integration Results

RT: 14.66
Area: 4115
Amount: 0.002968
Amount Units: ug/ml

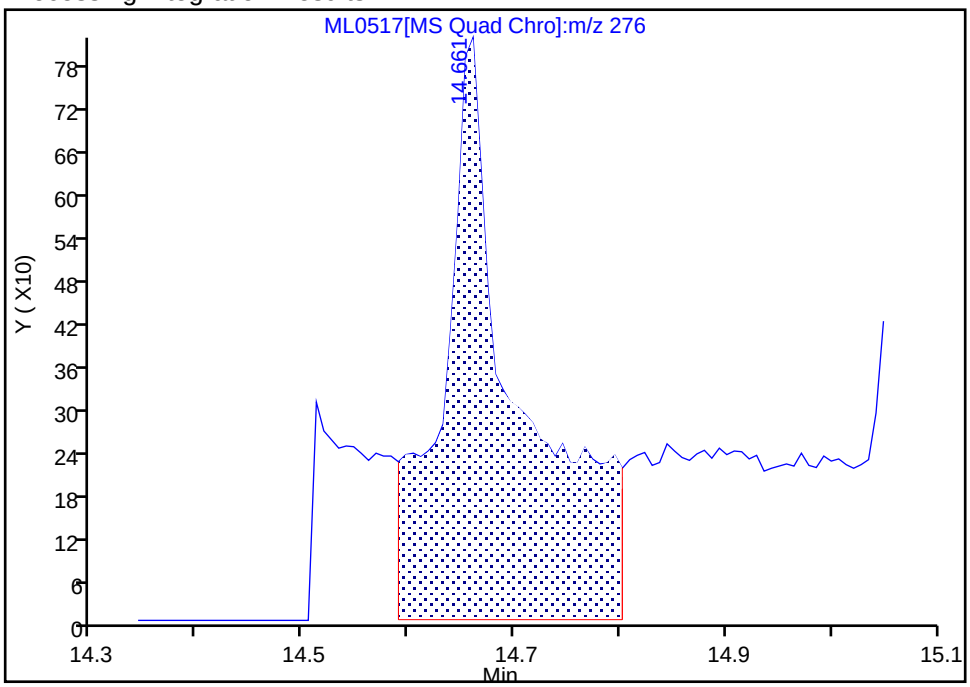

Manual Integration Results

RT: 14.66
Area: 1214
Amount: 0.000876
Amount Units: ug/ml

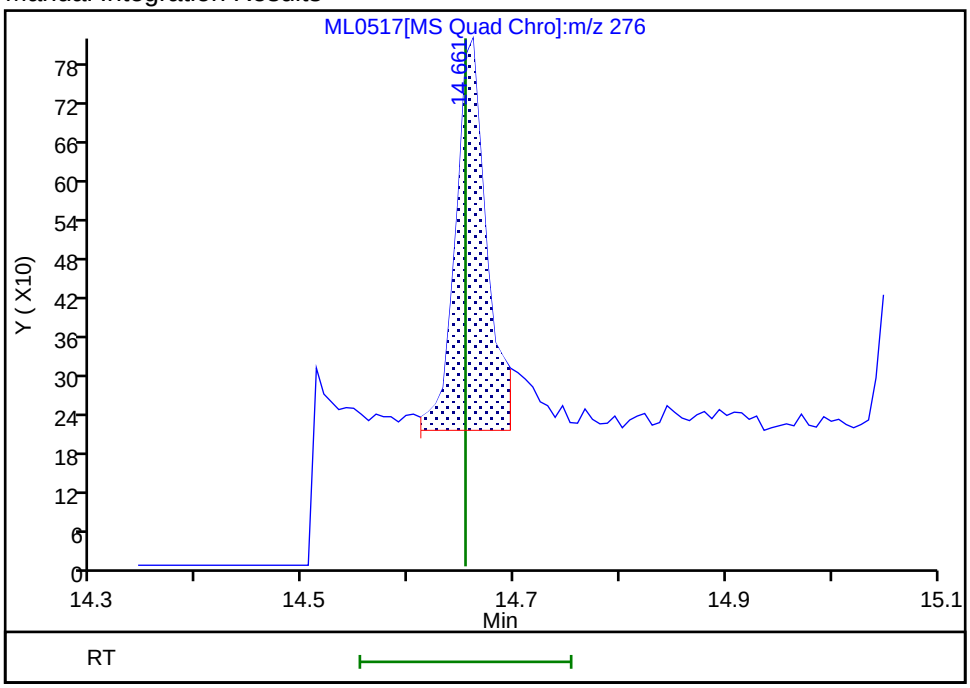

Reviewer: SJ89, 28-Dec-2022 19:19:55

Audit Action: Manually Integrated Audit Reason: Baseline

Manual Integration/User Assign Peak Report

Eurofins Lancaster Laboratories Environment Testing, LLC

Data File:	\\chromfs\Lancaster\ChromData\HP21585\20221228-74077.b\ML0517.D				
Injection Date:	28-Dec-2022 10:27:02	Instrument ID:	HP21585		
Lims ID:	410-110319-D-12-A	Lab Sample ID:	410-110319-12		
Client ID:	MW-13S-20221220				
Operator ID:	jmg00346	ALS Bottle#:	0	Worklist Smp#:	18
Injection Vol:	1.0 ul	Dil. Factor:	1.0000		
Method:	8270_SIM_HP21585	Limit Group:	MSSV - 8270D_E SIM		
Column:	DB-5MS 20m 0.25mm (0.25 mm)	Detector	MS SCAN		

6 Naphthalene, CAS: 91-20-3

Signal: 1

Processing Integration Results

RT: 5.58
Area: 51661
Amount: 0.037702
Amount Units: ug/ml

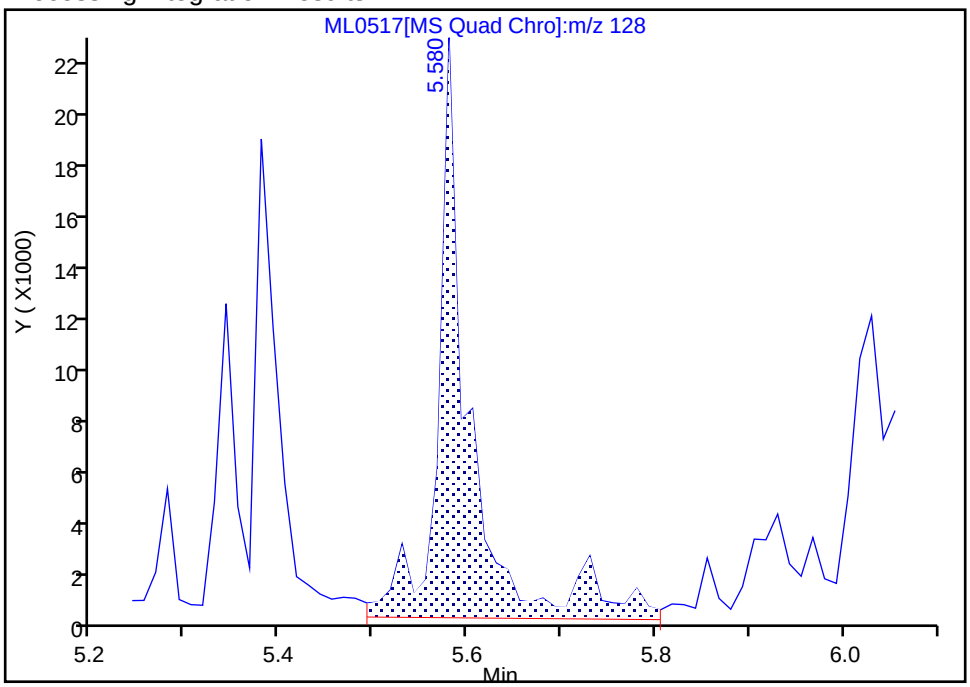

Manual Integration Results

RT: 5.61
Area: 9739
Amount: 0.007107
Amount Units: ug/ml

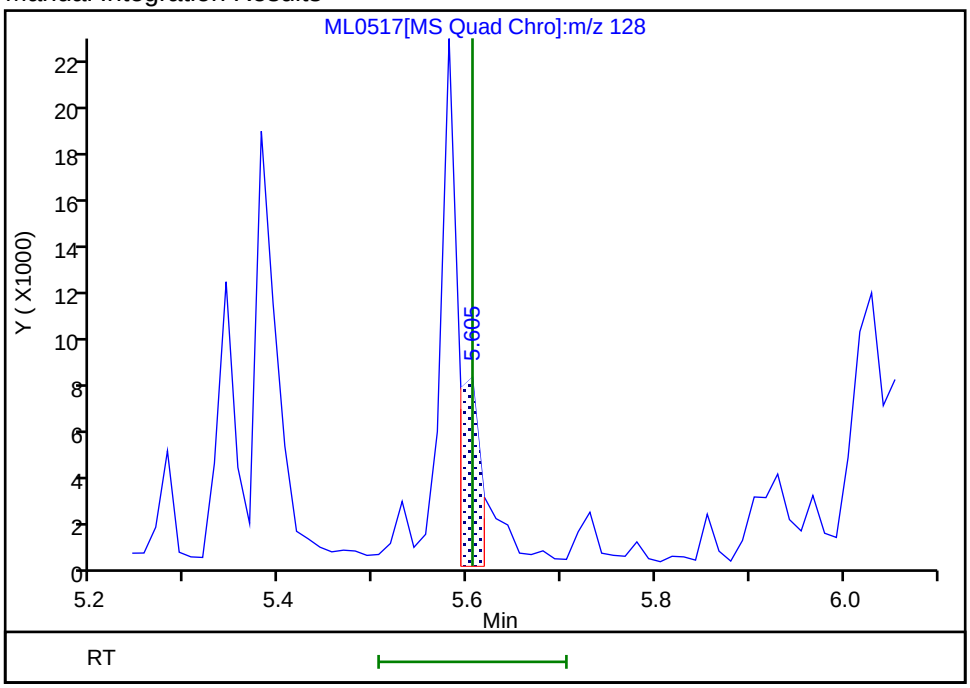

Reviewer: SJ89, 28-Dec-2022 19:19:06
Audit Action: Manually Integrated Audit Reason: Baseline

Manual Integration/User Assign Peak Report

Eurofins Lancaster Laboratories Environment Testing, LLC

Data File:	\\chromfs\Lancaster\ChromData\HP21585\20221228-74077.b\ML0517.D				
Injection Date:	28-Dec-2022 10:27:02	Instrument ID:	HP21585		
Lims ID:	410-110319-D-12-A	Lab Sample ID:	410-110319-12		
Client ID:	MW-13S-20221220				
Operator ID:	jmg00346	ALS Bottle#:	0	Worklist Smp#:	18
Injection Vol:	1.0 ul	Dil. Factor:	1.0000		
Method:	8270_SIM_HP21585	Limit Group:	MSSV - 8270D_E SIM		
Column:	DB-5MS 20m 0.25mm (0.25 mm)	Detector	MS SCAN		

* 4 1,4-Dichlorobenzene-d4, CAS: 3855-82-1

Signal: 1

Processing Integration Results

RT: 4.37
Area: 89756
Amount: 0.250000
Amount Units: ug/ml

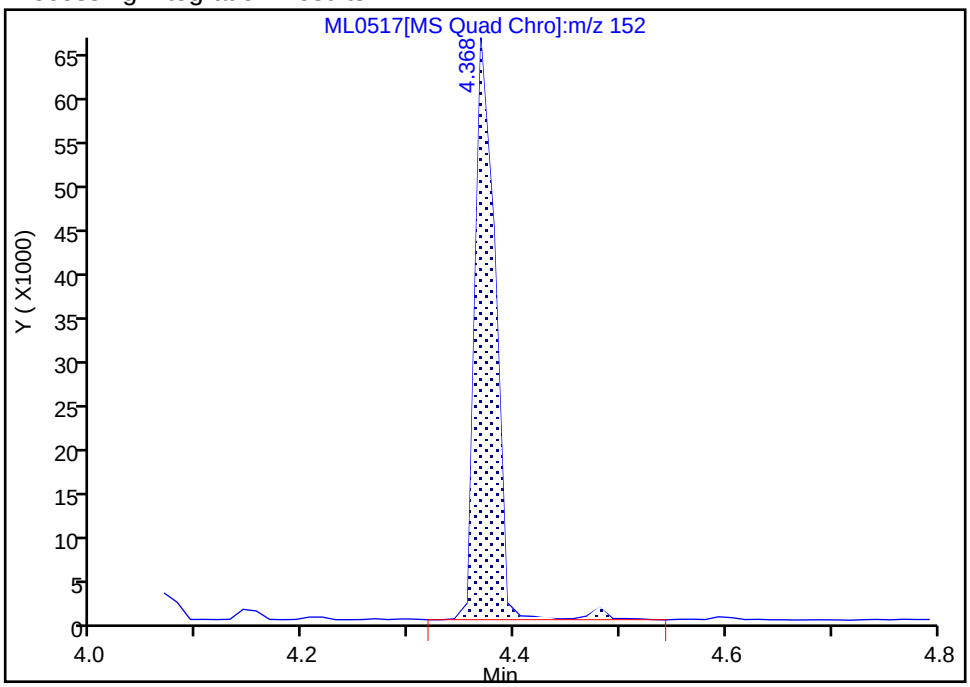

Manual Integration Results

RT: 4.37
Area: 86953
Amount: 0.250000
Amount Units: ug/ml

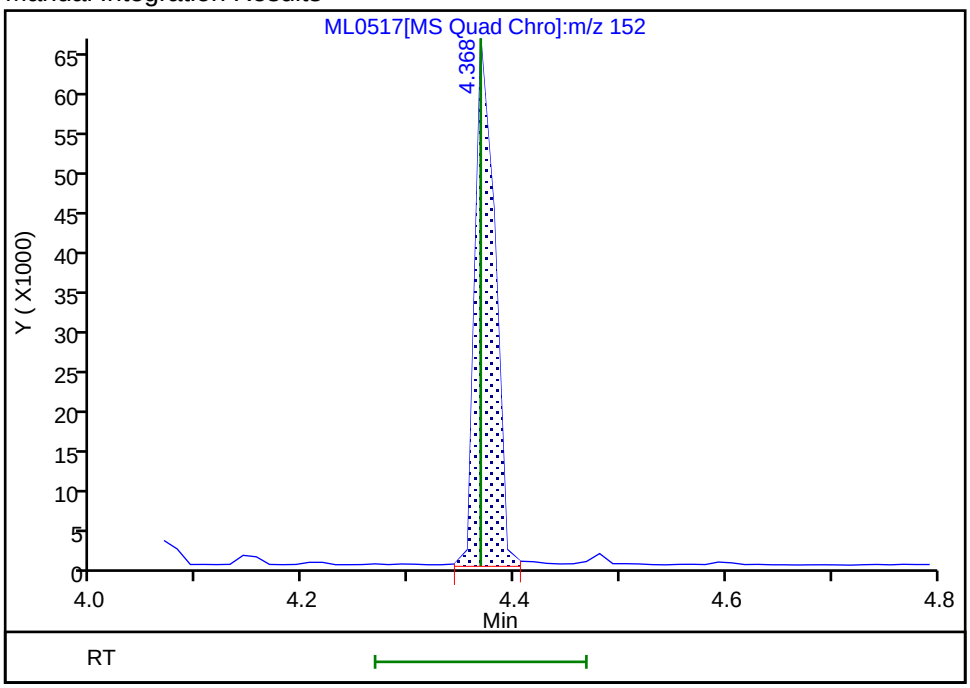

Reviewer: SJ89, 28-Dec-2022 19:18:53
Audit Action: Manually Integrated Audit Reason: Baseline

FORM I
GC/MS SEMI VOA ORGANICS ANALYSIS DATA SHEET

Lab Name: Eurofins Lancaster Laboratories Environment Testing, LLC
Job No.: 410-110319-1

SDG No.:

Client Sample ID: MW-13D-20221220
Lab Sample ID: 410-110319-13

Matrix: Groundwater
Lab File ID: ML0518.D

Analysis Method: 8270E SIM
Date Collected: 12/20/2022 16:01

Extract. Method: 3510C
Date Extracted: 12/27/2022 16:45

Sample wt/vol: 233.6(mL)
Date Analyzed: 12/28/2022 10:48

Con. Extract Vol.: 1(mL)
Dilution Factor: 1

Injection Volume: 1(uL)
GC Column: DB-5MS 30m 0.25 ID: 0.25(mm)

% Moisture: % Solids:
GPC Cleanup:(Y/N) N

Cleanup Factor:
Level: (low/med) Low

Analysis Batch No.: 330631
Units: ug/L

CAS NO.	COMPOUND NAME	RESULT	Q	RL	MDL
83-32-9	Acenaphthene	ND		0.054	0.011
208-96-8	Acenaphthylene	ND		0.054	0.011
120-12-7	Anthracene	ND		0.054	0.011
56-55-3	Benzo[a]anthracene	0.014	J	0.054	0.011
50-32-8	Benzo[a]pyrene	0.012	J	0.054	0.011
205-99-2	Benzo[b]fluoranthene	0.020	J	0.054	0.011
191-24-2	Benzo[g,h,i]perylene	0.015	J	0.054	0.011
207-08-9	Benzo[k]fluoranthene	ND		0.054	0.011
218-01-9	Chrysene	0.022	J	0.054	0.011
53-70-3	Dibenz(a,h)anthracene	ND		0.054	0.021
206-44-0	Fluoranthene	0.050	J	0.054	0.011
86-73-7	Fluorene	ND		0.054	0.011
193-39-5	Indeno[1,2,3-cd]pyrene	ND		0.054	0.021
91-20-3	Naphthalene	0.046	J	0.075	0.032
85-01-8	Phenanthrene	0.069	J	0.075	0.032
129-00-0	Pyrene	0.056		0.054	0.011

CAS NO.	SURROGATE	%REC	Q	LIMITS
63466-71-7	Benzo(a)pyrene-d12 (Surr)	69		10-110
38072-94-5	1-Methylnaphthalene-d10 (Surr)	80		36-111
93951-69-0	Fluoranthene-d10 (Surr)	84		47-128

Eurofins Lancaster Laboratories Environment Testing, LLC
Target Compound Quantitation Report

Data File:	\\chromfs\Lancaster\ChromData\HP21585\20221228-74077.b\ML0518.D				
Lims ID:	410-110319-D-13-A				
Client ID:	MW-13D-20221220				
Sample Type:	Client				
Inject. Date:	28-Dec-2022 10:48:33	ALS Bottle#:	0	Worklist Smp#:	19
Injection Vol:	1.0 ul	Dil. Factor:	1.0000		
Sample Info:	410-110319-D-13-A				
Misc. Info.:	410-0074077-019				
Operator ID:	jmg00346	Instrument ID:	HP21585		
Method:	\\chromfs\Lancaster\ChromData\HP21585\20221228-74077.b\8270_SIM_HP21585.m				
Limit Group:	MSSV - 8270D_E SIM				
Last Update:	28-Dec-2022 19:46:07	Calib Date:	28-Jul-2022 21:32:00		
Integrator:	Falcon	ID Type:	Deconvolution ID		
Quant Method:	Internal Standard	Quant By:	Initial Calibration		
Last ICal File:	\\chromfs\Lancaster\ChromData\HP21585\20220728-62933.b\MG1356.D				
Column 1 :	DB-5MS 20m 0.25mm (0.25 mm)		Det: MS SCAN		
Process Host:	CTX1637				

First Level Reviewer: SJ89 Date: 28-Dec-2022 19:23:23

Compound	Sig	RT (min.)	Adj RT (min.)	Dlt RT (min.)	Q	Response	OnCol Amt ug/ml	Flags
* 4 1,4-Dichlorobenzene-d4	152	4.368	4.368	0.000	97	85994	0.2500	M
* 5 Naphthalene-d8	136	5.593	5.593	0.000	91	271670	0.2500	
6 Naphthalene	128	5.605	5.605	0.000	92	14734	0.0109	M
$ 9 1-Methylnaphthalene-d10	152	6.322	6.342	0.000	98	124350	0.2003	
12 Acenaphthylene	152	7.120	7.120	0.000	99	1286	0.001059	7Ma
* 13 Acenaphthene-d10	164	7.258	7.258	0.000	87	150385	0.2500	
* 20 Phenanthrene-d10	188	8.663	8.663	0.000	95	285244	0.2500	
21 Phenanthrene	178	8.687	8.687	0.000	100	22062	0.0161	
$ 24 Fluoranthene-d10 (Surr)	212	9.799	9.799	0.000	99	251230	0.2091	
25 Fluoranthene	202	9.817	9.818	0.000	99	17152	0.0116	M
26 Pyrene	202	10.031	10.031	-0.001	98	22188	0.0130	M
28 Benzo[a]anthracene	228	11.260	11.260	0.000	88	4404	0.003232	M
* 29 Chrysene-d12	240	11.268	11.276	-0.008	58	259873	0.2500	
30 Chrysene	228	11.299	11.299	0.000	99	7937	0.005211	M
33 Benzo[b]fluoranthene	252	12.610	12.610	0.000	100	7814	0.004732	M
34 Benzo[k]fluoranthene	252	12.649	12.649	-0.001	99	2417	0.001372	7Ma
$ 36 Benzo(a)pyrene-d12 (Surr)	264	13.017	13.024	-0.007	99	194996	0.1735	
37 Benzo[a]pyrene	252	13.047	13.047	-0.008	100	4174	0.002772	a
* 38 Perylene-d12	264	13.132	13.132	0.000	99	303963	0.2500	
40 Indeno[1,2,3-cd]pyrene	276	14.661	14.654	0.007	99	4192	0.003275	M
41 Dibenz(a,h)anthracene	278	14.703	14.696	0.007	87	1041	0.000700	7M
42 Benzo[g,h,i]perylene	276	15.070	15.063	0.014	95	5826	0.003551	M

QC Flag Legend

Processing Flags

7 - Failed Limit of Detection

Review Flags

M - Manually Integrated

a - User Assigned ID

Reagents:

MSS_RVSIM_IS_00033	Amount Added: 10.00	Units: uL	Run Reagent

Report Date: 28-Dec-2022 19:46:31 Chrom Revision: 2.3 20-Dec-2022 14:14:06

Eurofins Lancaster Laboratories Environment Testing, LLC

Data File:	\\chromfs\Lancaster\ChromData\HP21585\20221228-74077.b\ML0518.D				
Injection Date:	28-Dec-2022 10:48:33	Instrument ID:	HP21585	Operator ID:	jmg00346
Lims ID:	410-110319-D-13-A	Lab Sample ID:	410-110319-13	Worklist Smp#:	19
Client ID:	MW-13D-20221220				
Injection Vol:	1.0 ul	Dil. Factor:	1.0000	ALS Bottle#:	0
Method:	8270_SIM_HP21585	Limit Group:	MSSV - 8270D_E SIM		

Column: DB-5MS 20m 0.25mm (0.25 mm)

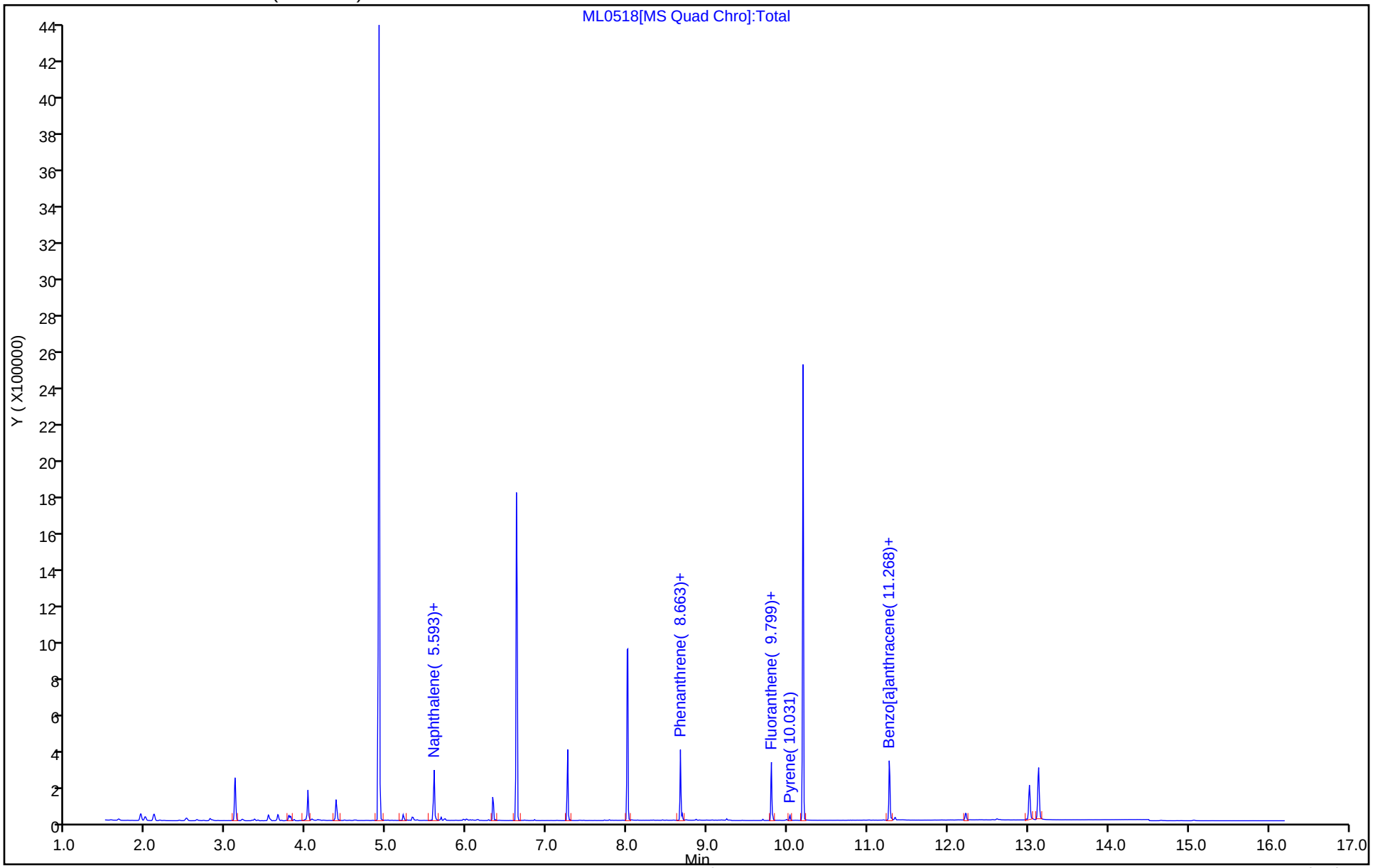

Eurofins Lancaster Laboratories Environment Testing, LLC

Recovery Report

Data File:	\\chromfs\Lancaster\ChromData\HP21585\20221228-74077.b\ML0518.D				
Lims ID:	410-110319-D-13-A				
Client ID:	MW-13D-20221220				
Sample Type:	Client				
Inject. Date:	28-Dec-2022 10:48:33	ALS Bottle#:	0	Worklist Smp#:	19
Injection Vol:	1.0 ul	Dil. Factor:	1.0000		
Sample Info:	410-110319-D-13-A				
Misc. Info.:	410-0074077-019				
Operator ID:	jmg00346	Instrument ID:	HP21585		

Method:	\\chromfs\Lancaster\ChromData\HP21585\20221228-74077.b\8270_SIM_HP21585.m		
Limit Group:	MSSV - 8270D_E SIM		
Last Update:	28-Dec-2022 19:46:07	Calib Date:	28-Jul-2022 21:32:00
Integrator:	Falcon	ID Type:	Deconvolution ID
Quant Method:	Internal Standard	Quant By:	Initial Calibration
Last ICal File:	\\chromfs\Lancaster\ChromData\HP21585\20220728-62933.b\MG1356.D		

Column 1 :	DB-5MS 20m 0.25mm (0.25 mm)	Det: MS SCAN
Process Host:	CTX1637	

First Level Reviewer: SJ89 Date: 28-Dec-2022 19:23:23

Compound	Amount Added	Amount Recovered	% Rec.
$ 9 1-Methylnaphthalene-d10	0.2500	0.2003	80.12
$ 24 Fluoranthene-d10 (Surr)	0.2500	0.2091	83.62
$ 36 Benzo(a)pyrene-d12 (Surr)	0.2500	0.1735	69.41

Report Date: 28-Dec-2022 19:46:32 Chrom Revision: 2.3 20-Dec-2022 14:14:06

Eurofins Lancaster Laboratories Environment Testing, LLC

Data File:	\\chromfs\Lancaster\ChromData\HP21585\20221228-74077.b\ML0518.D				
Injection Date:	28-Dec-2022 10:48:33	Instrument ID:	HP21585		
Lims ID:	410-110319-D-13-A	Lab Sample ID:	410-110319-13		
Client ID:	MW-13D-20221220				
Operator ID:	jmg00346	ALS Bottle#:	0	Worklist Smp#:	19
Injection Vol:	1.0 ul	Dil. Factor:	1.0000		
Method:	8270_SIM_HP21585	Limit Group:	MSSV - 8270D_E SIM		
Column:	DB-5MS 20m 0.25mm (0.25 mm)	Detector	MS SCAN		

28 Benzo[a]anthracene, CAS: 56-55-3

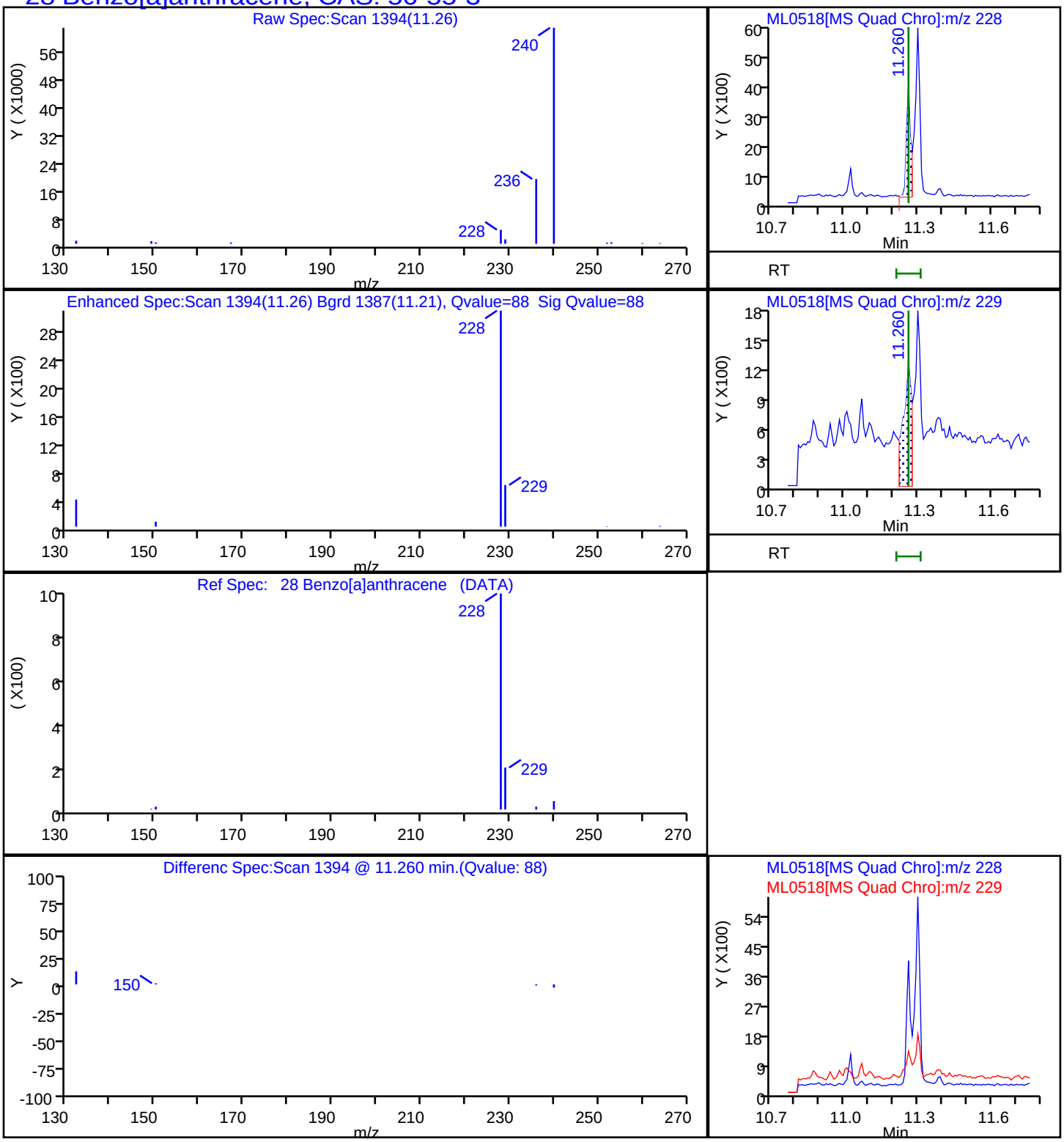

Report Date: 28-Dec-2022 19:46:32 Chrom Revision: 2.3 20-Dec-2022 14:14:06

Eurofins Lancaster Laboratories Environment Testing, LLC

Data File:	\\chromfs\Lancaster\ChromData\HP21585\20221228-74077.b\ML0518.D				
Injection Date:	28-Dec-2022 10:48:33	Instrument ID:	HP21585		
Lims ID:	410-110319-D-13-A	Lab Sample ID:	410-110319-13		
Client ID:	MW-13D-20221220				
Operator ID:	jmg00346	ALS Bottle#:	0	Worklist Smp#:	19
Injection Vol:	1.0 ul	Dil. Factor:	1.0000		
Method:	8270_SIM_HP21585	Limit Group:	MSSV - 8270D_E SIM		
Column:	DB-5MS 20m 0.25mm (0.25 mm)	Detector	MS SCAN		

37 Benzo[a]pyrene, CAS: 50-32-8

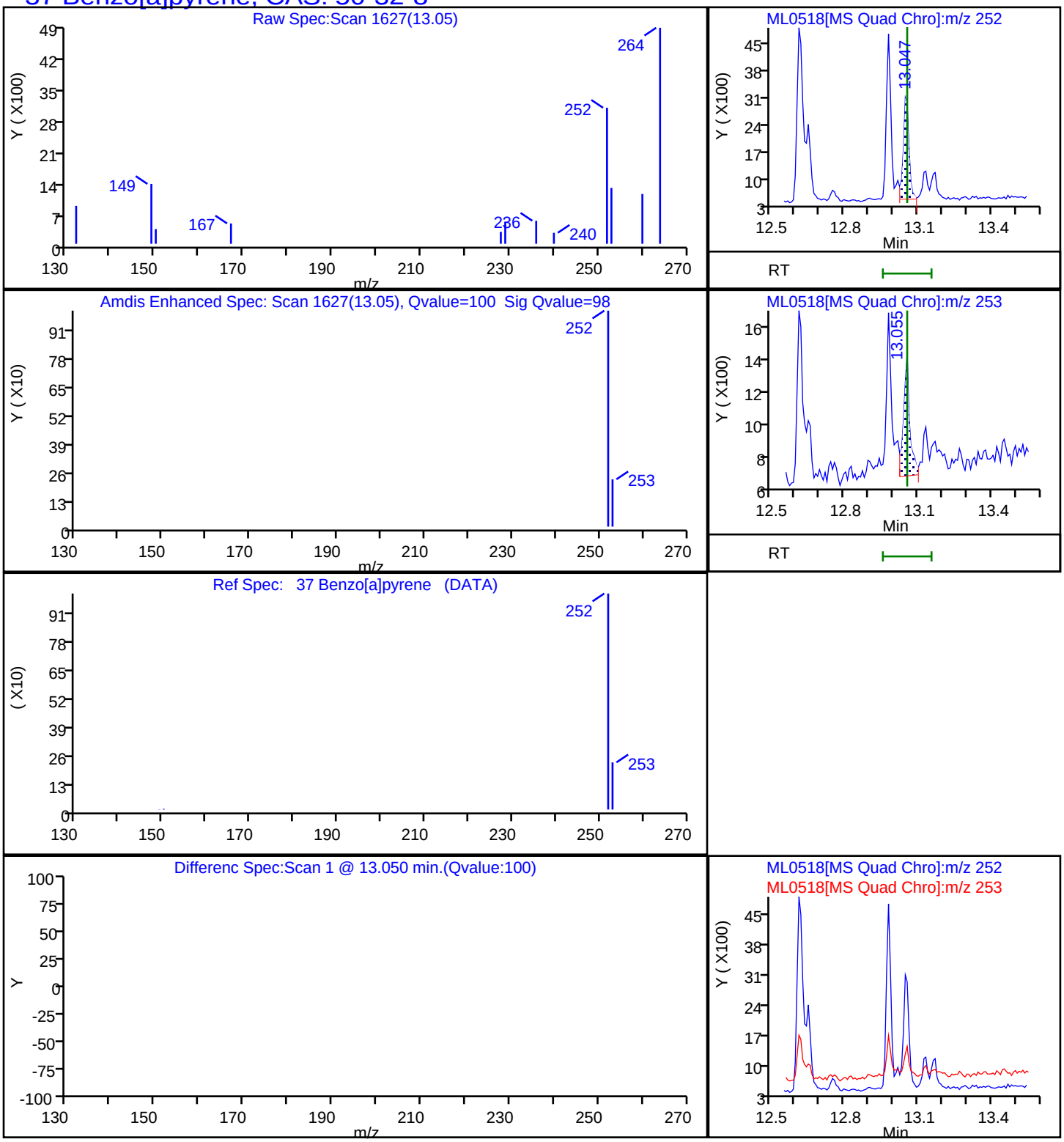

Report Date: 28-Dec-2022 19:46:32 Chrom Revision: 2.3 20-Dec-2022 14:14:06

Eurofins Lancaster Laboratories Environment Testing, LLC

Data File:	\\chromfs\Lancaster\ChromData\HP21585\20221228-74077.b\ML0518.D				
Injection Date:	28-Dec-2022 10:48:33	Instrument ID:	HP21585		
Lims ID:	410-110319-D-13-A	Lab Sample ID:	410-110319-13		
Client ID:	MW-13D-20221220				
Operator ID:	jmg00346	ALS Bottle#:	0	Worklist Smp#:	19
Injection Vol:	1.0 ul	Dil. Factor:	1.0000		
Method:	8270_SIM_HP21585	Limit Group:	MSSV - 8270D_E SIM		
Column:	DB-5MS 20m 0.25mm (0.25 mm)	Detector	MS SCAN		

33 Benzo[b]fluoranthene, CAS: 205-99-2

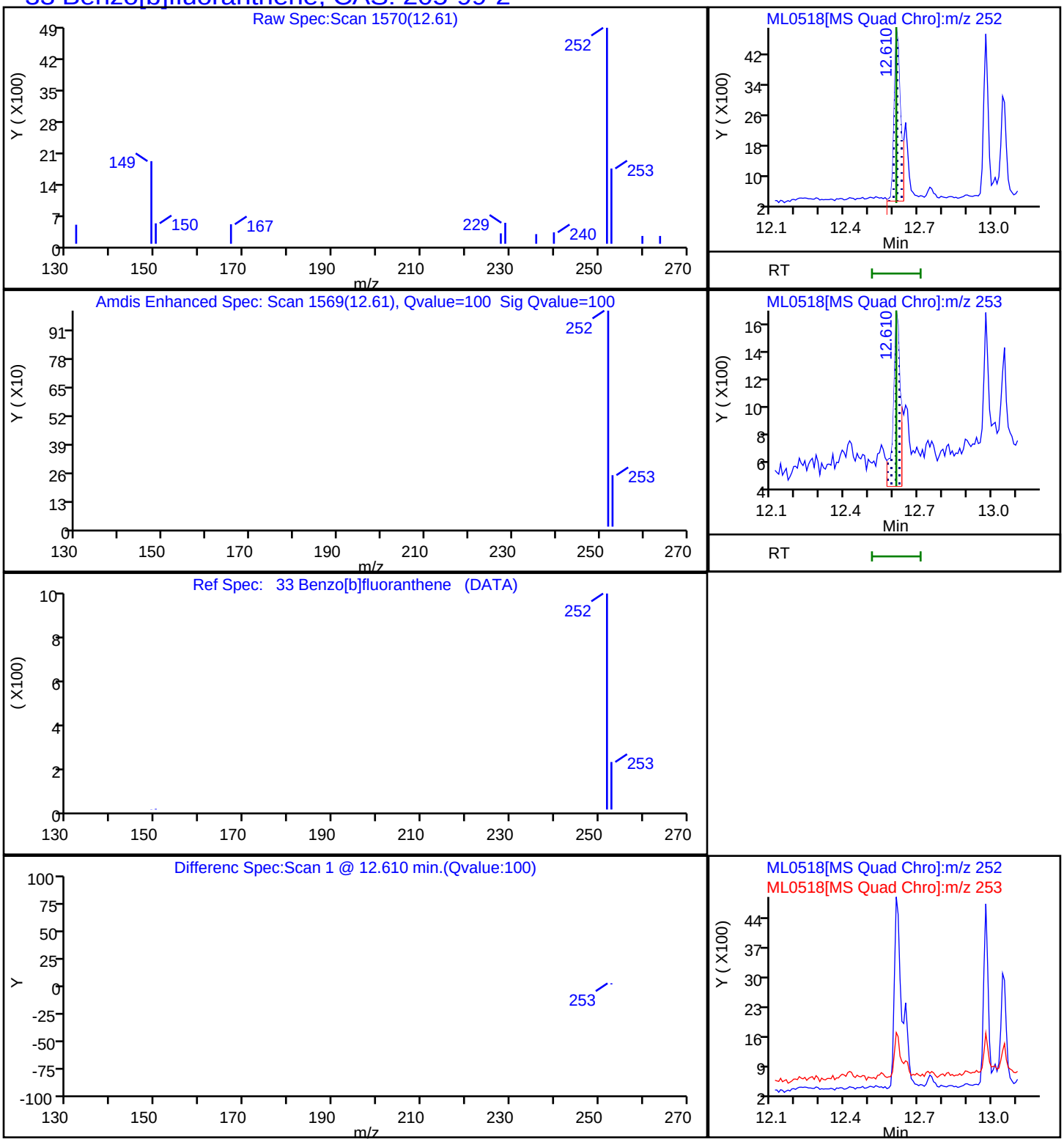

Report Date: 28-Dec-2022 19:46:32 Chrom Revision: 2.3 20-Dec-2022 14:14:06

Eurofins Lancaster Laboratories Environment Testing, LLC

Data File:	\\chromfs\Lancaster\ChromData\HP21585\20221228-74077.b\ML0518.D				
Injection Date:	28-Dec-2022 10:48:33	Instrument ID:	HP21585		
Lims ID:	410-110319-D-13-A	Lab Sample ID:	410-110319-13		
Client ID:	MW-13D-20221220				
Operator ID:	jmg00346	ALS Bottle#:	0	Worklist Smp#:	19
Injection Vol:	1.0 ul	Dil. Factor:	1.0000		
Method:	8270_SIM_HP21585	Limit Group:	MSSV - 8270D_E SIM		
Column:	DB-5MS 20m 0.25mm (0.25 mm)	Detector	MS SCAN		

42 Benzo[g,h,i]perylene, CAS: 191-24-2

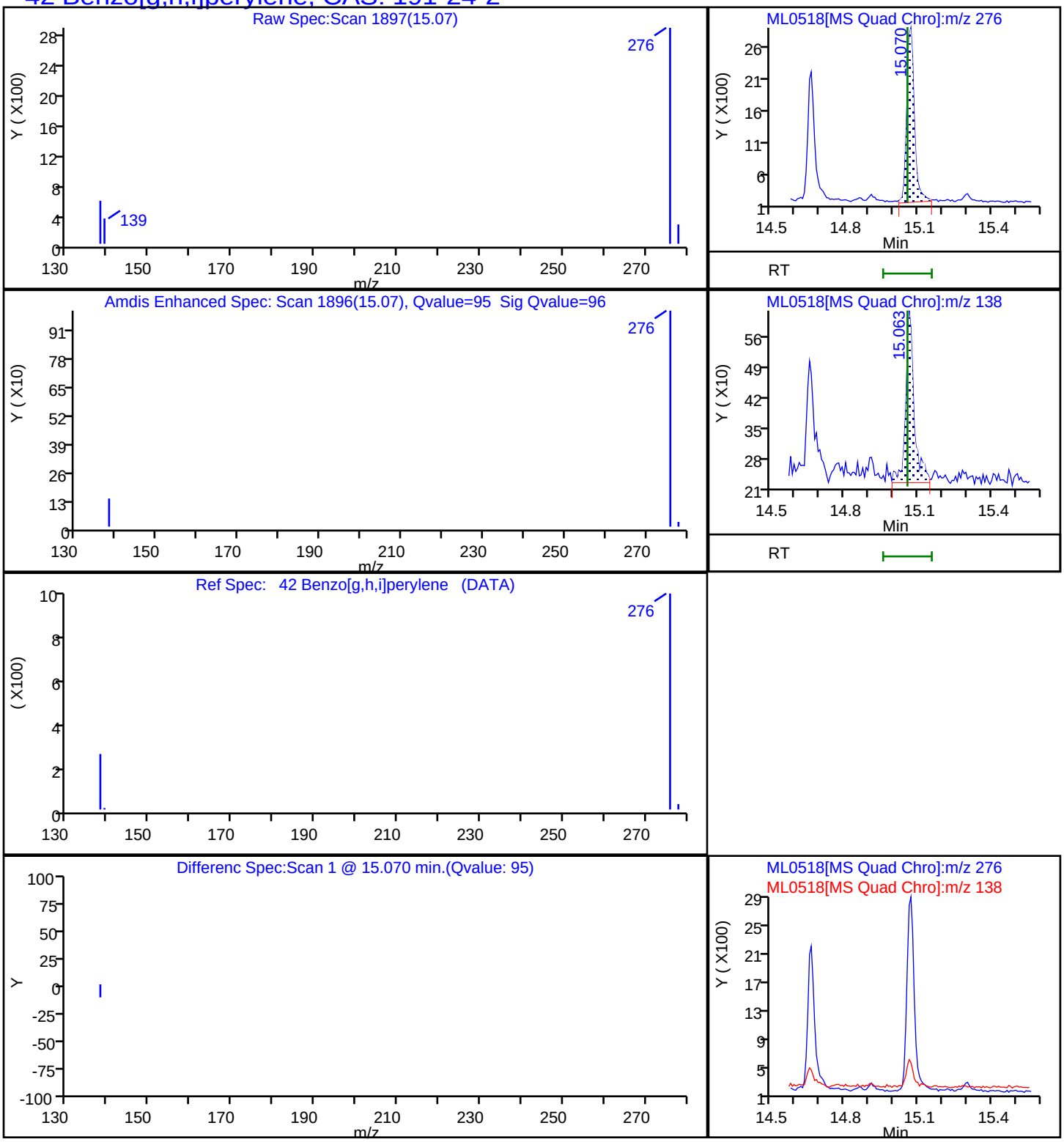

Report Date: 28-Dec-2022 19:46:32 Chrom Revision: 2.3 20-Dec-2022 14:14:06

Eurofins Lancaster Laboratories Environment Testing, LLC

Data File:	\\chromfs\Lancaster\ChromData\HP21585\20221228-74077.b\ML0518.D				
Injection Date:	28-Dec-2022 10:48:33	Instrument ID:	HP21585		
Lims ID:	410-110319-D-13-A	Lab Sample ID:	410-110319-13		
Client ID:	MW-13D-20221220				
Operator ID:	jmg00346	ALS Bottle#:	0	Worklist Smp#:	19
Injection Vol:	1.0 ul	Dil. Factor:	1.0000		
Method:	8270_SIM_HP21585	Limit Group:	MSSV - 8270D_E SIM		
Column:	DB-5MS 20m 0.25mm (0.25 mm)	Detector	MS SCAN		

30 Chrysene, CAS: 218-01-9

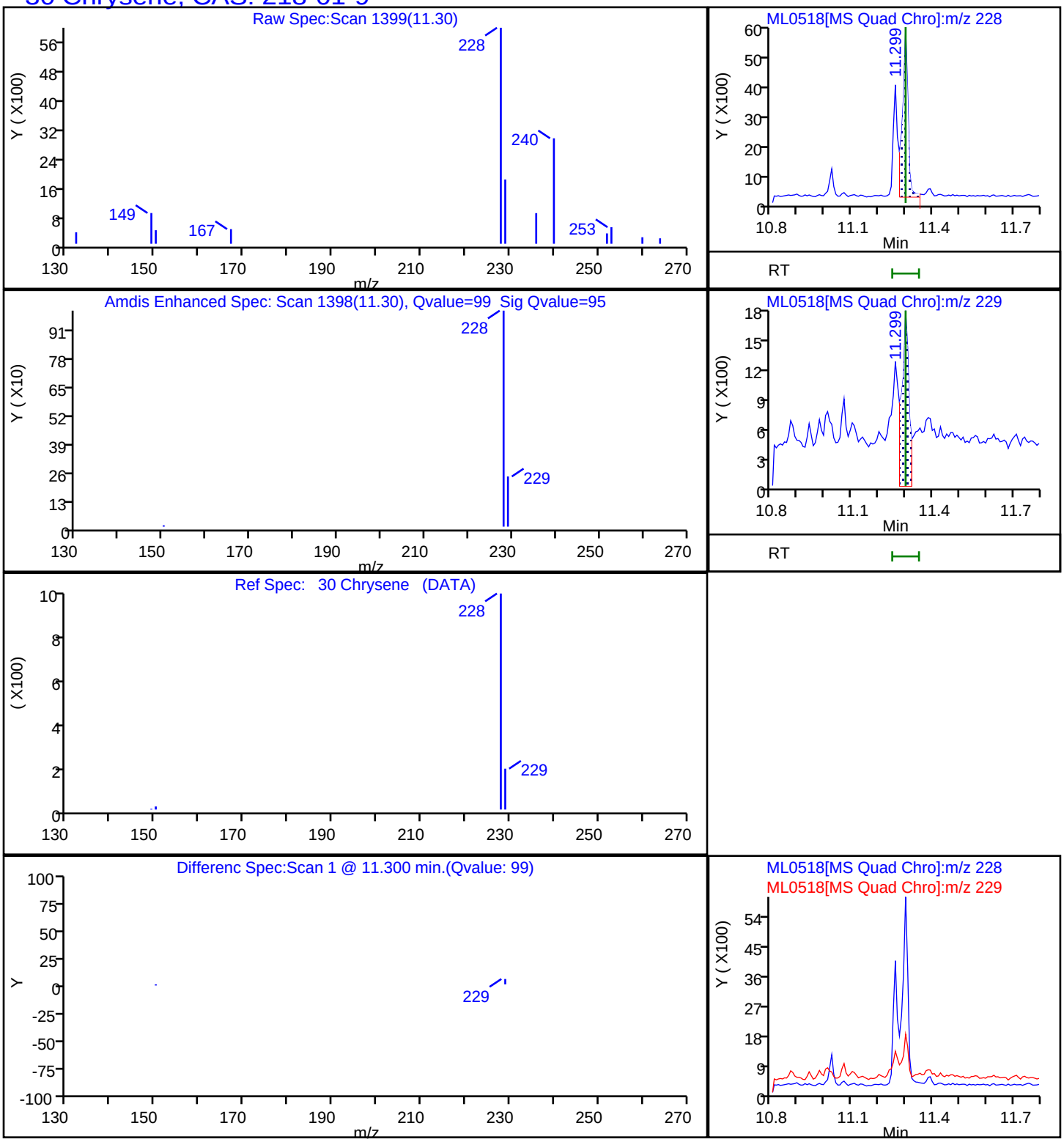

Report Date: 28-Dec-2022 19:46:32 Chrom Revision: 2.3 20-Dec-2022 14:14:06

Eurofins Lancaster Laboratories Environment Testing, LLC

Data File:	\\chromfs\Lancaster\ChromData\HP21585\20221228-74077.b\ML0518.D				
Injection Date:	28-Dec-2022 10:48:33	Instrument ID:	HP21585		
Lims ID:	410-110319-D-13-A	Lab Sample ID:	410-110319-13		
Client ID:	MW-13D-20221220				
Operator ID:	jmg00346	ALS Bottle#:	0	Worklist Smp#:	19
Injection Vol:	1.0 ul	Dil. Factor:	1.0000		
Method:	8270_SIM_HP21585	Limit Group:	MSSV - 8270D_E SIM		
Column:	DB-5MS 20m 0.25mm (0.25 mm)	Detector	MS SCAN		

25 Fluoranthene, CAS: 206-44-0

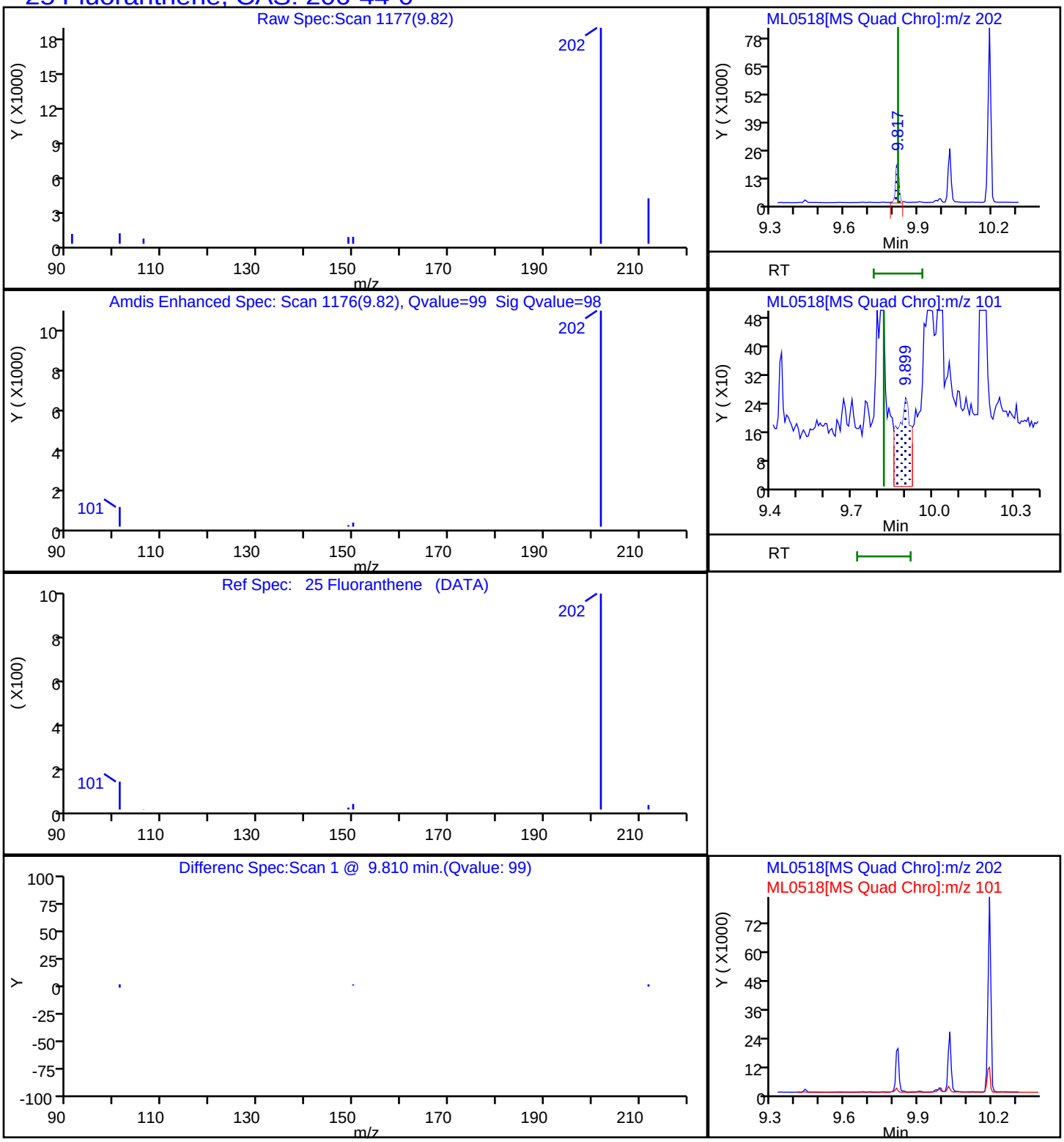

Report Date: 28-Dec-2022 19:46:31 Chrom Revision: 2.3 20-Dec-2022 14:14:06

Eurofins Lancaster Laboratories Environment Testing, LLC

Data File:	\\chromfs\Lancaster\ChromData\HP21585\20221228-74077.b\ML0518.D				
Injection Date:	28-Dec-2022 10:48:33	Instrument ID:	HP21585		
Lims ID:	410-110319-D-13-A	Lab Sample ID:	410-110319-13		
Client ID:	MW-13D-20221220				
Operator ID:	jmg00346	ALS Bottle#:	0	Worklist Smp#:	19
Injection Vol:	1.0 ul	Dil. Factor:	1.0000		
Method:	8270_SIM_HP21585	Limit Group:	MSSV - 8270D_E SIM		
Column:	DB-5MS 20m 0.25mm (0.25 mm)	Detector	MS SCAN		

6 Naphthalene, CAS: 91-20-3

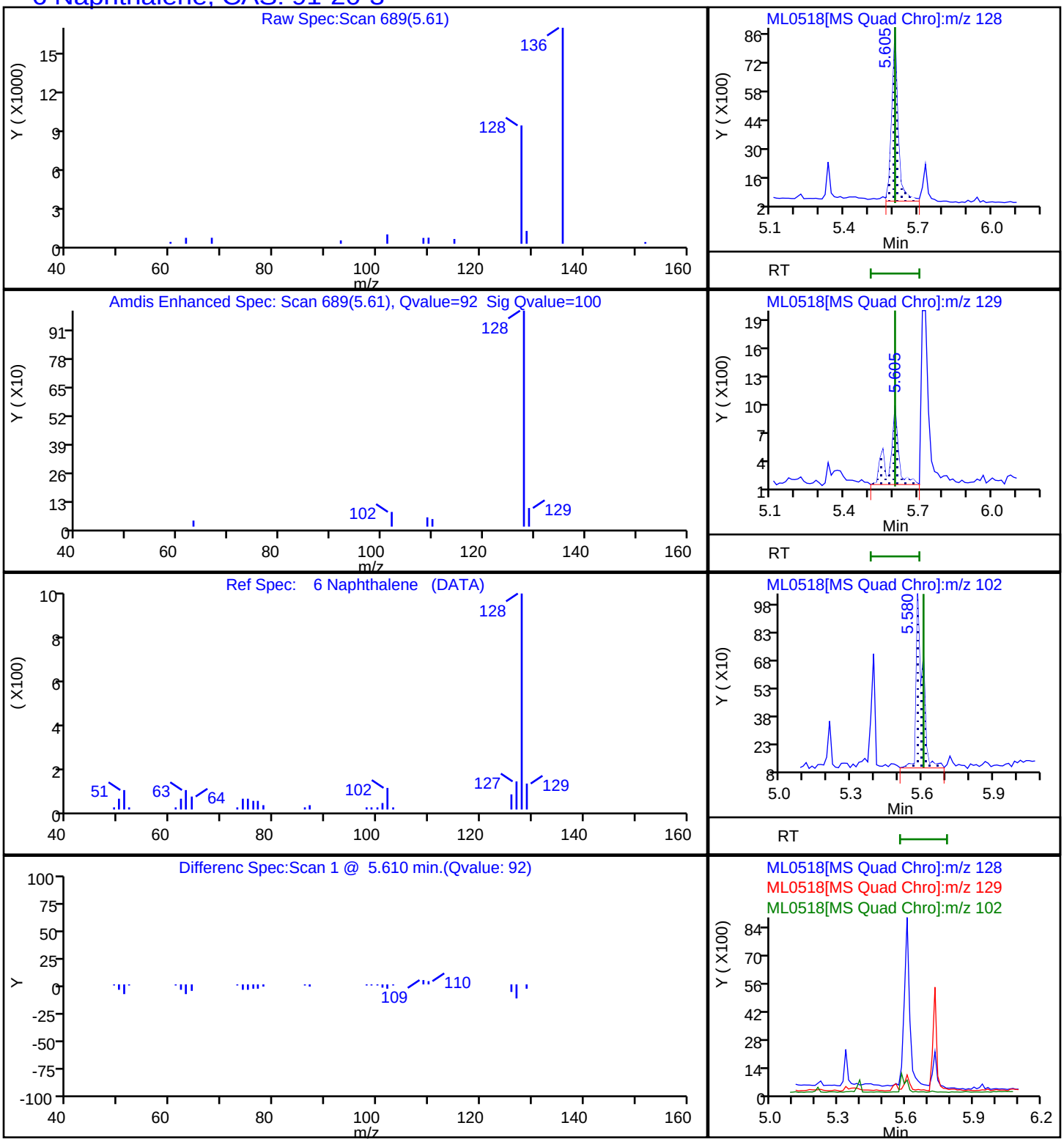

Report Date: 28-Dec-2022 19:46:32 Chrom Revision: 2.3 20-Dec-2022 14:14:06

Eurofins Lancaster Laboratories Environment Testing, LLC

Data File:	\\chromfs\Lancaster\ChromData\HP21585\20221228-74077.b\ML0518.D				
Injection Date:	28-Dec-2022 10:48:33	Instrument ID:	HP21585		
Lims ID:	410-110319-D-13-A	Lab Sample ID:	410-110319-13		
Client ID:	MW-13D-20221220				
Operator ID:	jmg00346	ALS Bottle#:	0	Worklist Smp#:	19
Injection Vol:	1.0 ul	Dil. Factor:	1.0000		
Method:	8270_SIM_HP21585	Limit Group:	MSSV - 8270D_E SIM		
Column:	DB-5MS 20m 0.25mm (0.25 mm)	Detector	MS SCAN		

21 Phenanthrene, CAS: 85-01-8

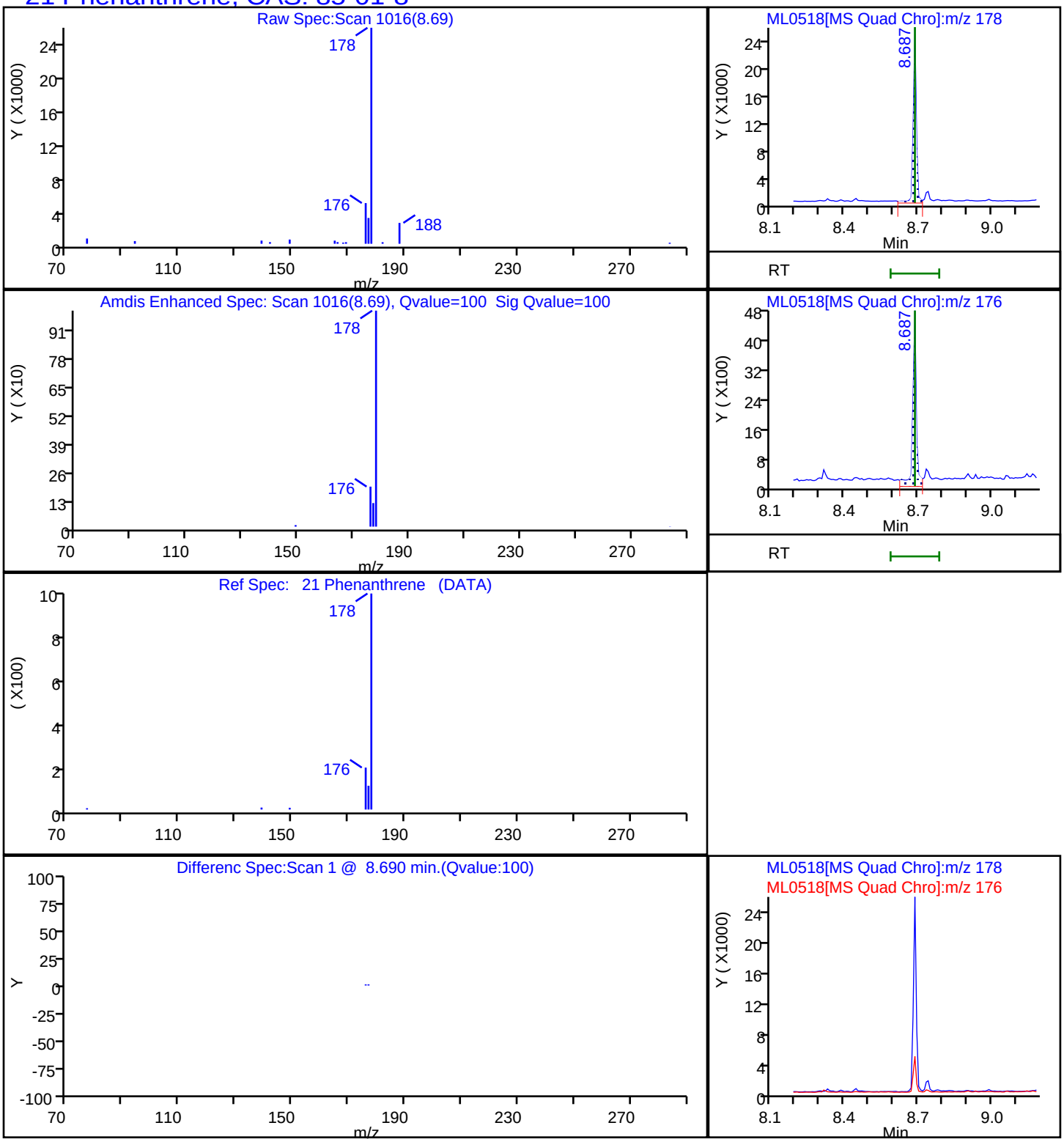

Report Date: 28-Dec-2022 19:46:32 Chrom Revision: 2.3 20-Dec-2022 14:14:06

Eurofins Lancaster Laboratories Environment Testing, LLC

Data File:	\\chromfs\Lancaster\ChromData\HP21585\20221228-74077.b\ML0518.D				
Injection Date:	28-Dec-2022 10:48:33	Instrument ID:	HP21585		
Lims ID:	410-110319-D-13-A	Lab Sample ID:	410-110319-13		
Client ID:	MW-13D-20221220				
Operator ID:	jmg00346	ALS Bottle#:	0	Worklist Smp#:	19
Injection Vol:	1.0 ul	Dil. Factor:	1.0000		
Method:	8270_SIM_HP21585	Limit Group:	MSSV - 8270D_E SIM		
Column:	DB-5MS 20m 0.25mm (0.25 mm)	Detector	MS SCAN		

26 Pyrene, CAS: 129-00-0

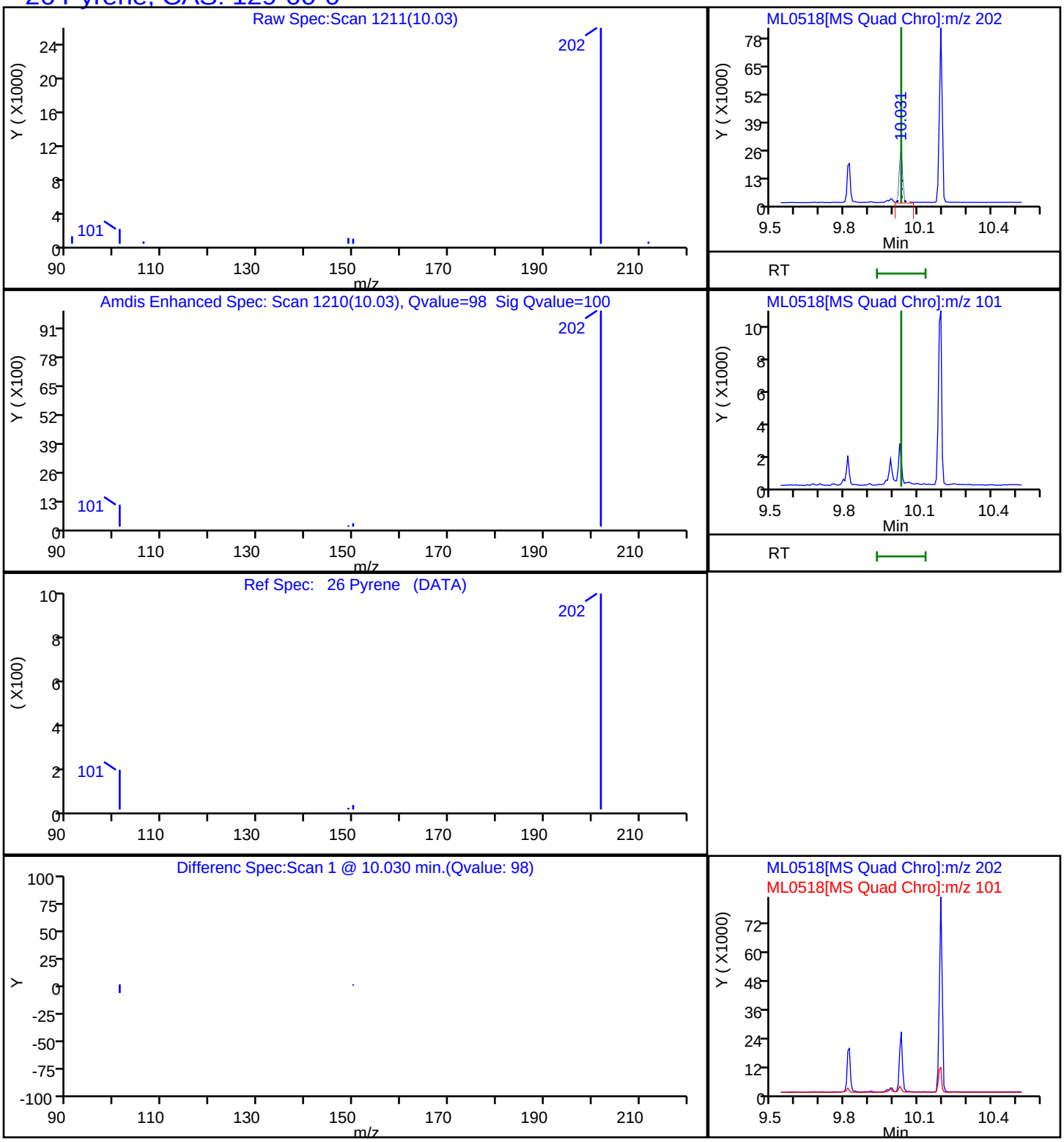

Manual Integration/User Assign Peak Report

Eurofins Lancaster Laboratories Environment Testing, LLC

Data File:	\\chromfs\Lancaster\ChromData\HP21585\20221228-74077.b\ML0518.D				
Injection Date:	28-Dec-2022 10:48:33	Instrument ID:	HP21585		
Lims ID:	410-110319-D-13-A	Lab Sample ID:	410-110319-13		
Client ID:	MW-13D-20221220				
Operator ID:	jmg00346	ALS Bottle#:	0	Worklist Smp#:	19
Injection Vol:	1.0 ul	Dil. Factor:	1.0000		
Method:	8270_SIM_HP21585	Limit Group:	MSSV - 8270D_E SIM		
Column:	DB-5MS 20m 0.25mm (0.25 mm)	Detector	MS SCAN		

12 Acenaphthylene, CAS: 208-96-8

Signal: 1

Processing Integration Results

RT: 7.05
Area: 196
Amount: 0.000161
Amount Units: ug/ml

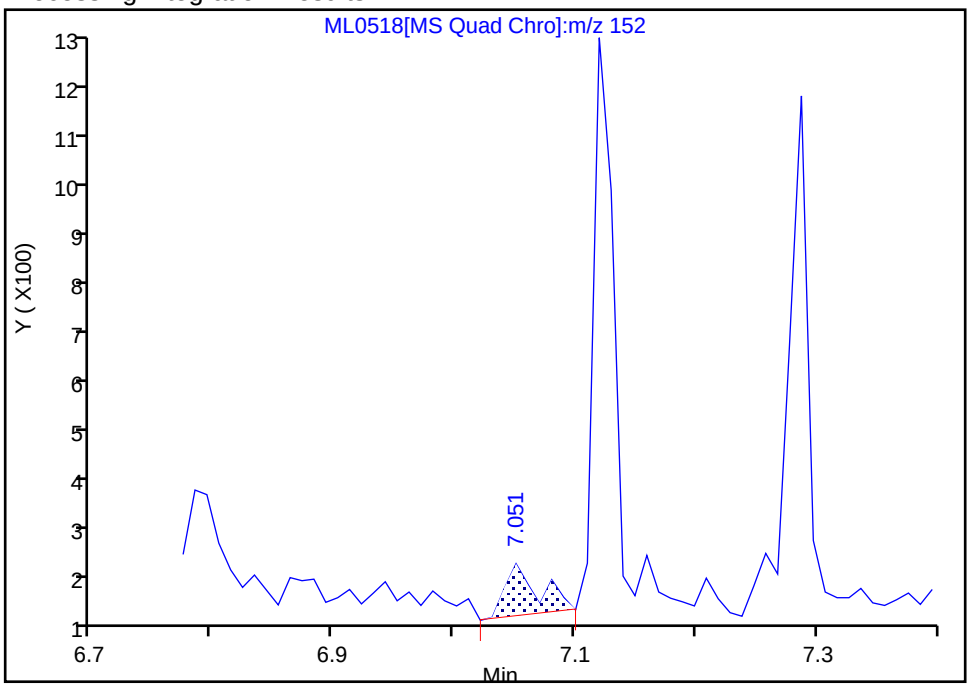

Manual Integration Results

RT: 7.12
Area: 1286
Amount: 0.001059
Amount Units: ug/ml

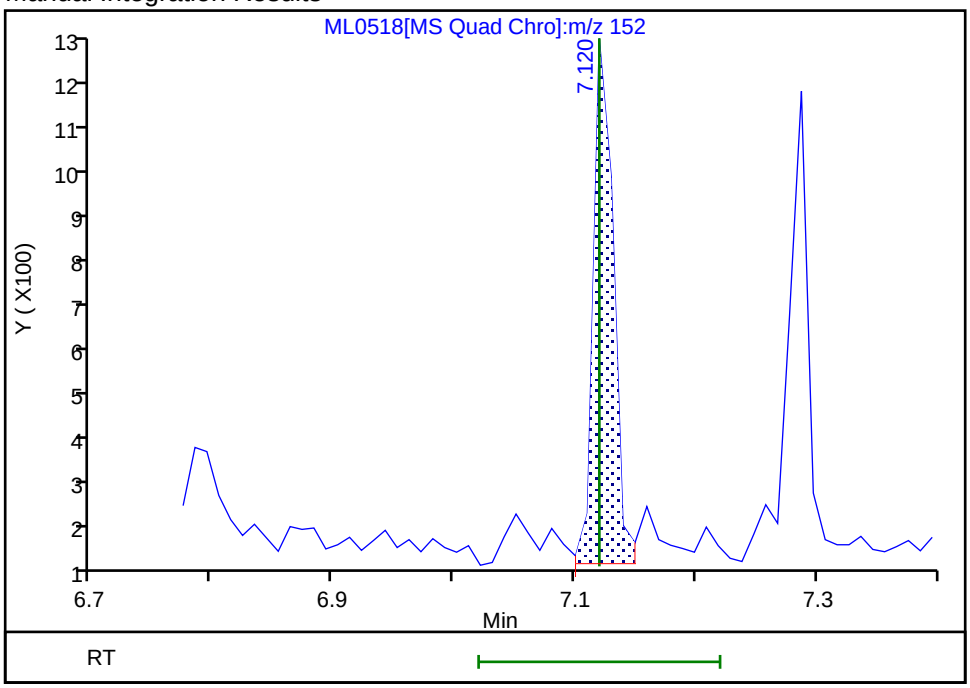

Reviewer: SJ89, 28-Dec-2022 19:20:44
Audit Action: Manually Integrated Audit Reason: Baseline

Manual Integration/User Assign Peak Report

Eurofins Lancaster Laboratories Environment Testing, LLC

Data File:	\\chromfs\Lancaster\ChromData\HP21585\20221228-74077.b\ML0518.D				
Injection Date:	28-Dec-2022 10:48:33	Instrument ID:	HP21585		
Lims ID:	410-110319-D-13-A	Lab Sample ID:	410-110319-13		
Client ID:	MW-13D-20221220				
Operator ID:	jmg00346	ALS Bottle#:	0	Worklist Smp#:	19
Injection Vol:	1.0 ul	Dil. Factor:	1.0000		
Method:	8270_SIM_HP21585	Limit Group:	MSSV - 8270D_E SIM		
Column:	DB-5MS 20m 0.25mm (0.25 mm)	Detector	MS SCAN		

28 Benzo[a]anthracene, CAS: 56-55-3

Signal: 1

RT: 11.26
Area: 4981
Amount: 0.003655
Amount Units: ug/ml

Processing Integration Results

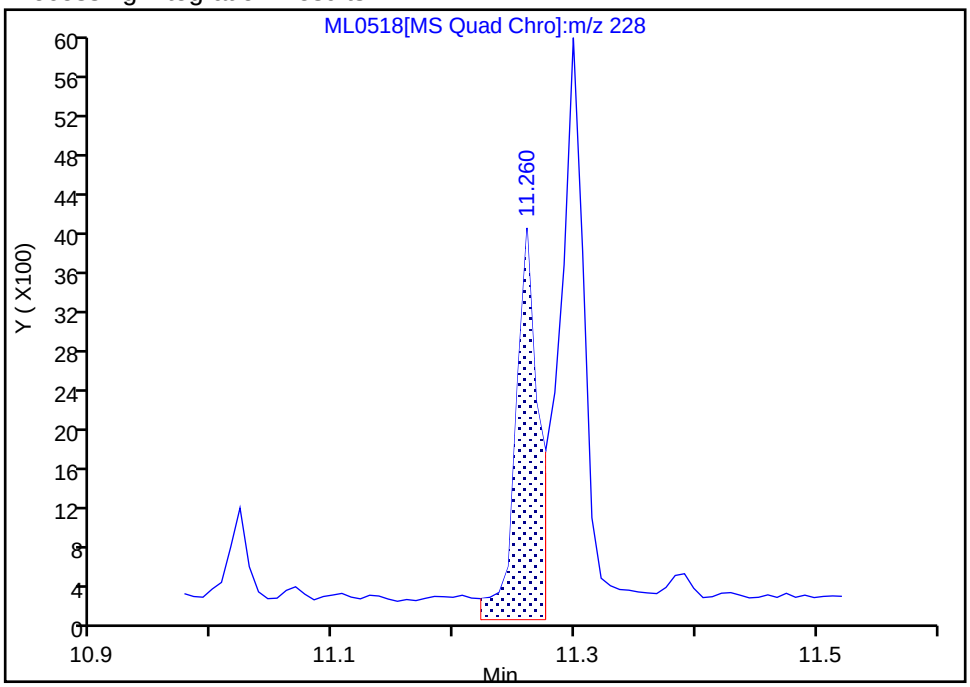

RT: 11.26
Area: 4404
Amount: 0.003232
Amount Units: ug/ml

Manual Integration Results

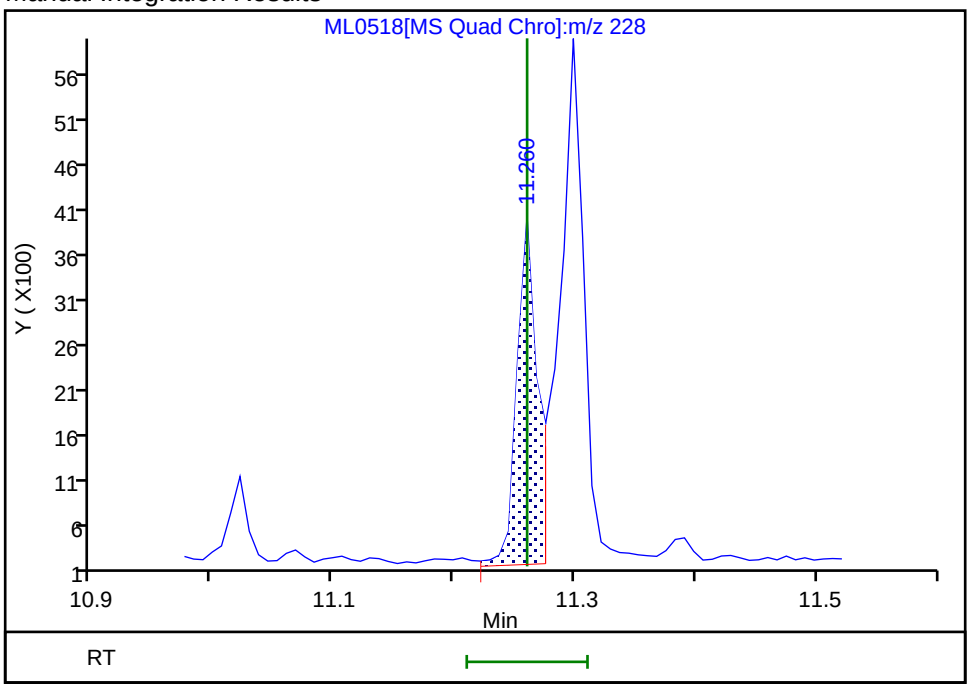

Reviewer: SJ89, 28-Dec-2022 19:21:07
Audit Action: Manually Integrated Audit Reason: Baseline

Manual Integration/User Assign Peak Report

Eurofins Lancaster Laboratories Environment Testing, LLC

Data File:	\\chromfs\Lancaster\ChromData\HP21585\20221228-74077.b\ML0518.D				
Injection Date:	28-Dec-2022 10:48:33	Instrument ID:	HP21585		
Lims ID:	410-110319-D-13-A	Lab Sample ID:	410-110319-13		
Client ID:	MW-13D-20221220				
Operator ID:	jmg00346	ALS Bottle#:	0	Worklist Smp#:	19
Injection Vol:	1.0 ul	Dil. Factor:	1.0000		
Method:	8270_SIM_HP21585	Limit Group:	MSSV - 8270D_E SIM		
Column:	DB-5MS 20m 0.25mm (0.25 mm)	Detector	MS SCAN		

37 Benzo[a]pyrene, CAS: 50-32-8

Signal: 1

Processing Integration Results

RT: 12.98
Area: 5398
Amount: 0.003585
Amount Units: ug/ml

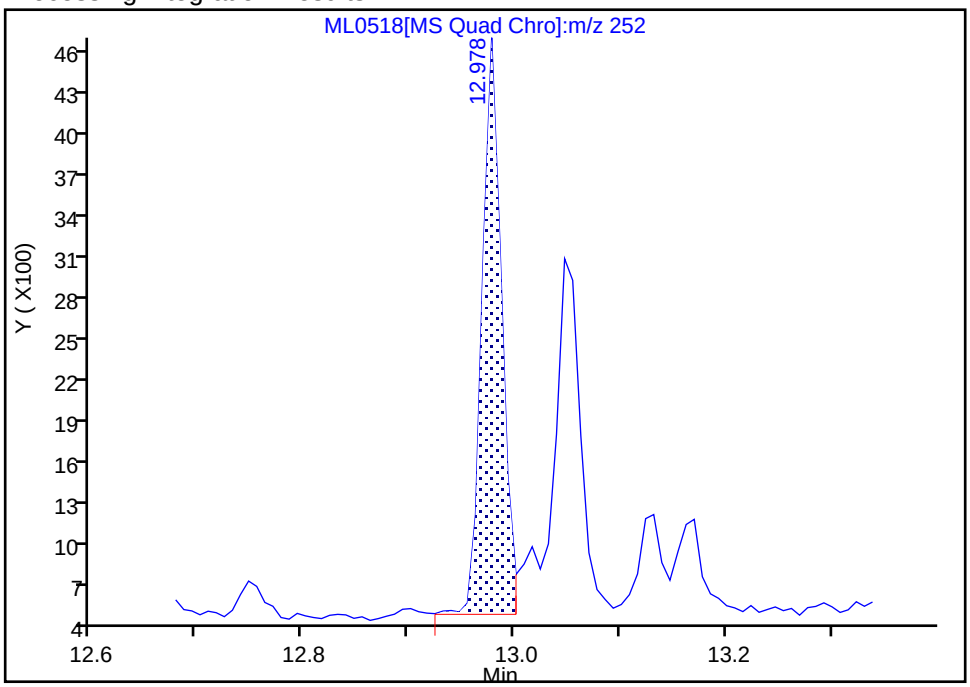

Manual Integration Results

RT: 13.05
Area: 4174
Amount: 0.002772
Amount Units: ug/ml

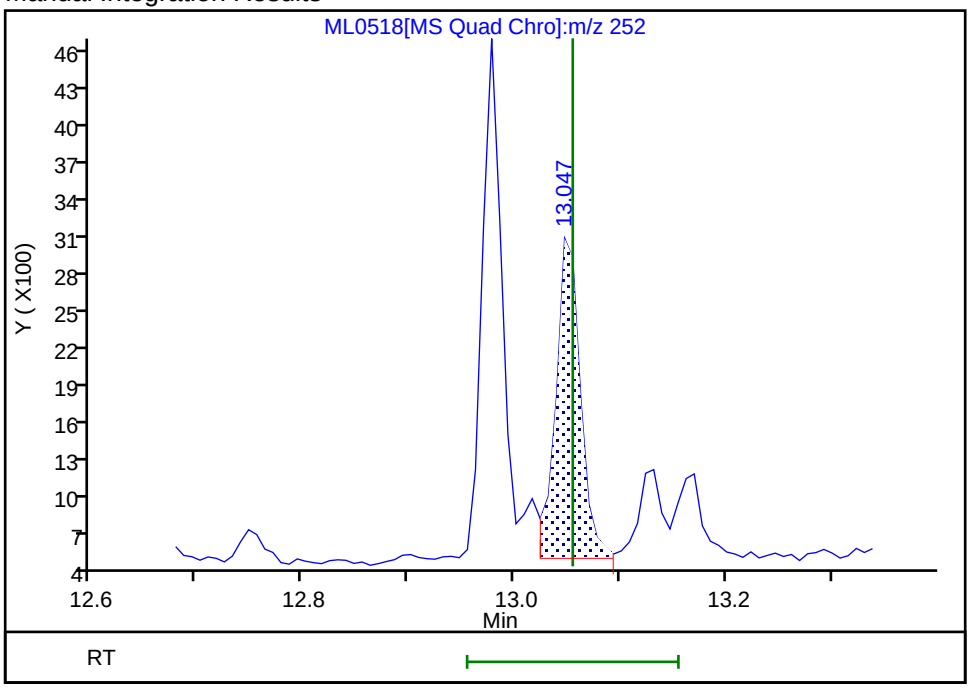

Reviewer: SJ89, 28-Dec-2022 19:22:57
Audit Action: Assigned Compound ID Audit Reason: Baseline

Manual Integration/User Assign Peak Report

Eurofins Lancaster Laboratories Environment Testing, LLC

Data File:	\\chromfs\Lancaster\ChromData\HP21585\20221228-74077.b\ML0518.D				
Injection Date:	28-Dec-2022 10:48:33	Instrument ID:	HP21585		
Lims ID:	410-110319-D-13-A	Lab Sample ID:	410-110319-13		
Client ID:	MW-13D-20221220				
Operator ID:	jmg00346	ALS Bottle#:	0	Worklist Smp#:	19
Injection Vol:	1.0 ul	Dil. Factor:	1.0000		
Method:	8270_SIM_HP21585	Limit Group:	MSSV - 8270D_E SIM		
Column:	DB-5MS 20m 0.25mm (0.25 mm)	Detector	MS SCAN		

33 Benzo[b]fluoranthene, CAS: 205-99-2

Signal: 1

Processing Integration Results

RT: 12.61
Area: 10841
Amount: 0.006565
Amount Units: ug/ml

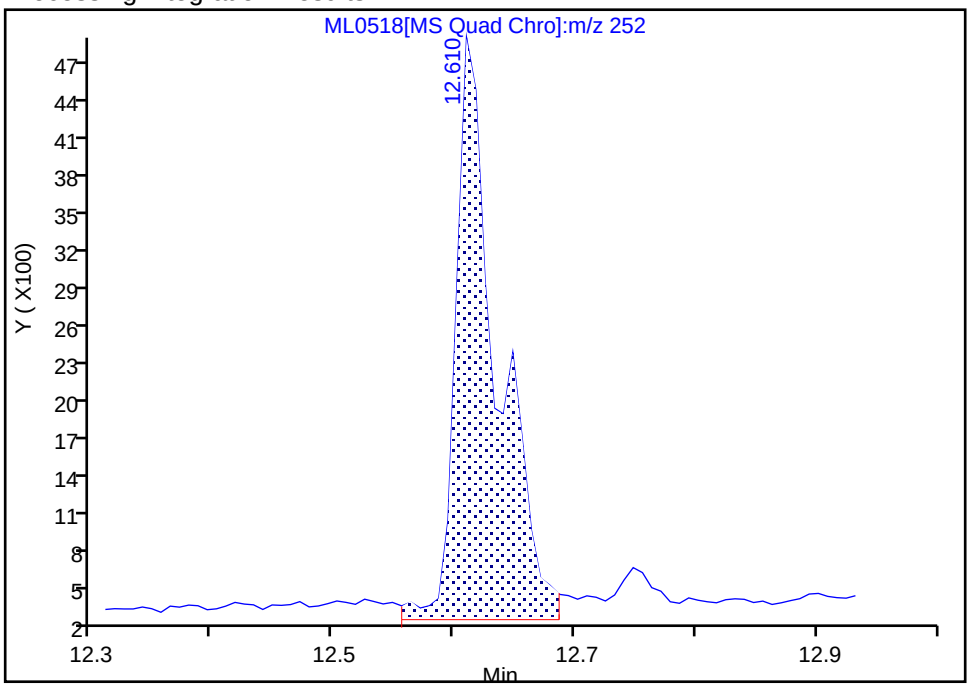

Manual Integration Results

RT: 12.61
Area: 7814
Amount: 0.004732
Amount Units: ug/ml

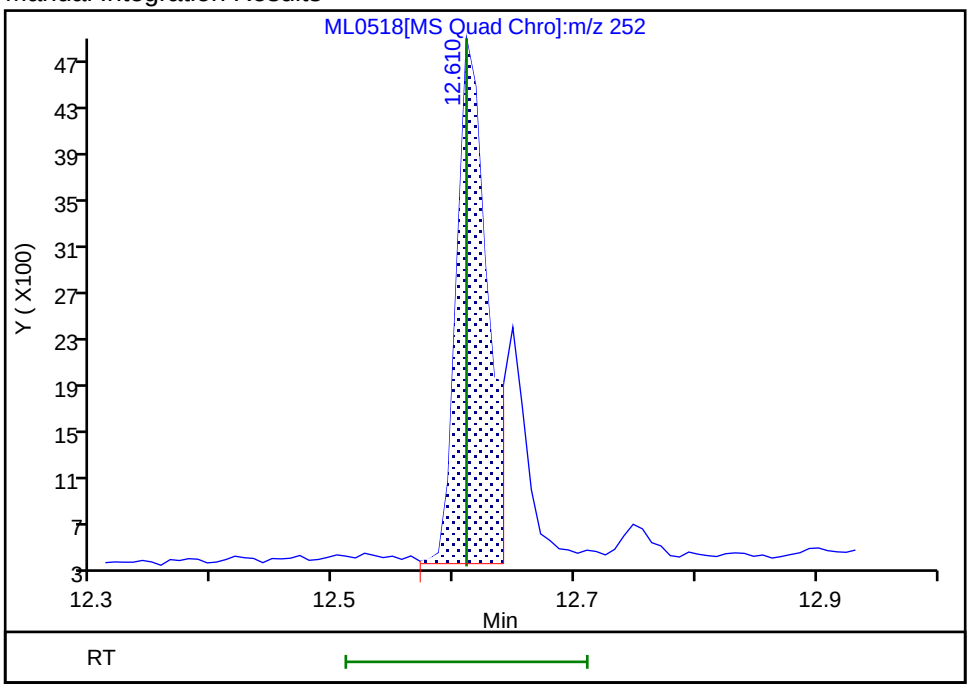

Reviewer: SJ89, 28-Dec-2022 19:22:24

Audit Action: Manually Integrated Audit Reason: Baseline

Manual Integration/User Assign Peak Report

Eurofins Lancaster Laboratories Environment Testing, LLC

Data File:	\\chromfs\Lancaster\ChromData\HP21585\20221228-74077.b\ML0518.D				
Injection Date:	28-Dec-2022 10:48:33	Instrument ID:	HP21585		
Lims ID:	410-110319-D-13-A	Lab Sample ID:	410-110319-13		
Client ID:	MW-13D-20221220				
Operator ID:	jmg00346	ALS Bottle#:	0	Worklist Smp#:	19
Injection Vol:	1.0 ul	Dil. Factor:	1.0000		
Method:	8270_SIM_HP21585	Limit Group:	MSSV - 8270D_E SIM		
Column:	DB-5MS 20m 0.25mm (0.25 mm)	Detector	MS SCAN		

42 Benzo[g,h,i]perylene, CAS: 191-24-2

Signal: 1

Processing Integration Results

RT: 15.07
Area: 6309
Amount: 0.003845
Amount Units: ug/ml

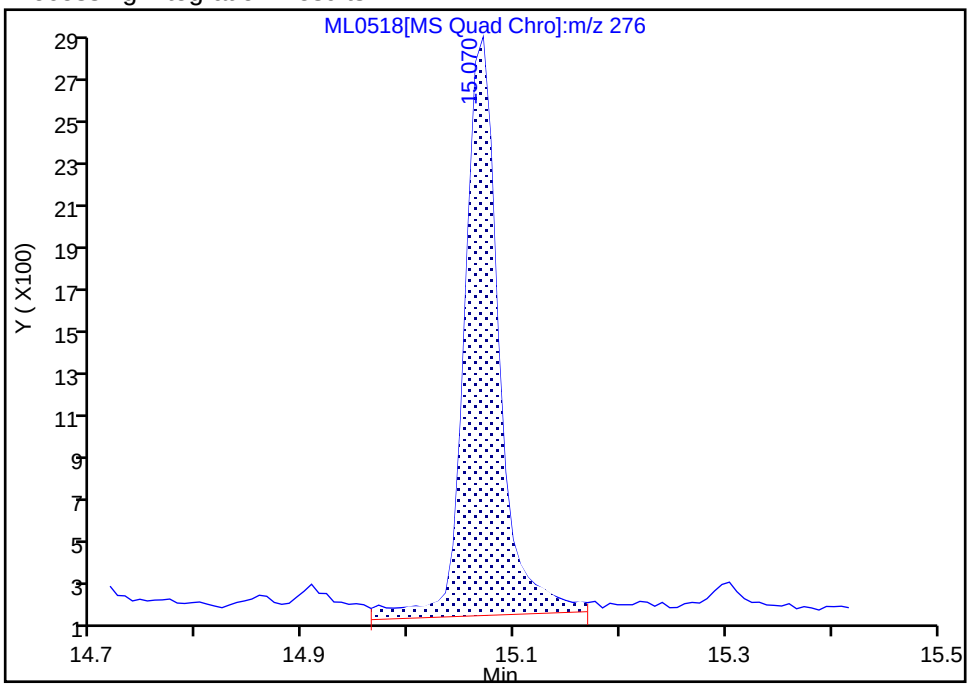

Manual Integration Results

RT: 15.07
Area: 5826
Amount: 0.003551
Amount Units: ug/ml

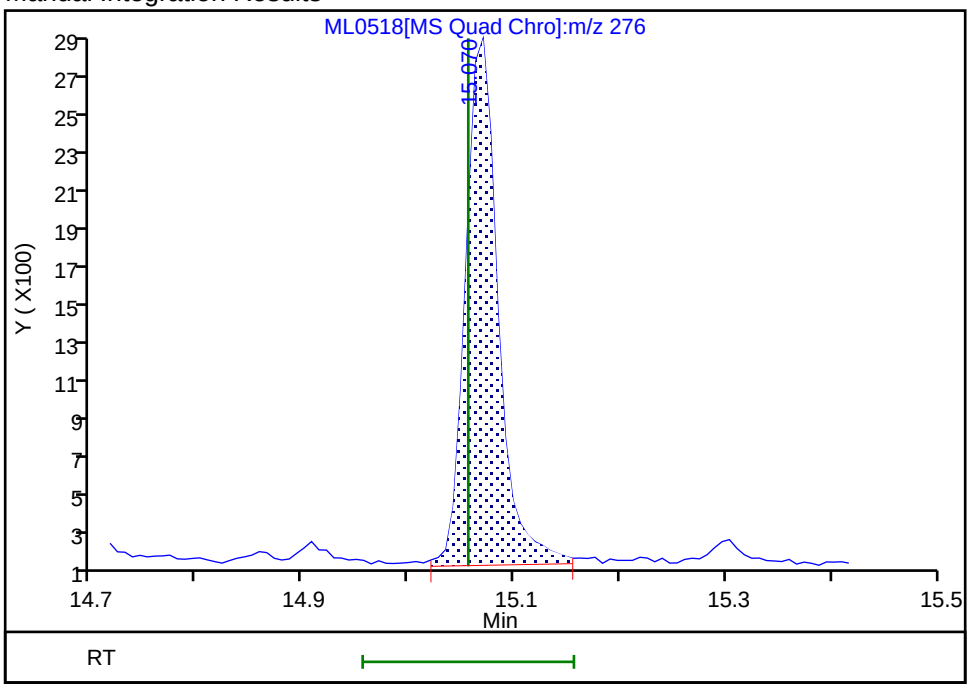

Reviewer: SJ89, 28-Dec-2022 19:23:20

Audit Action: Manually Integrated Audit Reason: Baseline

Manual Integration/User Assign Peak Report

Eurofins Lancaster Laboratories Environment Testing, LLC

Data File:	\\chromfs\Lancaster\ChromData\HP21585\20221228-74077.b\ML0518.D				
Injection Date:	28-Dec-2022 10:48:33	Instrument ID:	HP21585		
Lims ID:	410-110319-D-13-A	Lab Sample ID:	410-110319-13		
Client ID:	MW-13D-20221220				
Operator ID:	jmg00346	ALS Bottle#:	0	Worklist Smp#:	19
Injection Vol:	1.0 ul	Dil. Factor:	1.0000		
Method:	8270_SIM_HP21585	Limit Group:	MSSV - 8270D_E SIM		
Column:	DB-5MS 20m 0.25mm (0.25 mm)	Detector	MS SCAN		

34 Benzo[k]fluoranthene, CAS: 207-08-9

Signal: 1

Processing Integration Results

RT: 12.75
Area: 861
Amount: 0.000489
Amount Units: ug/ml

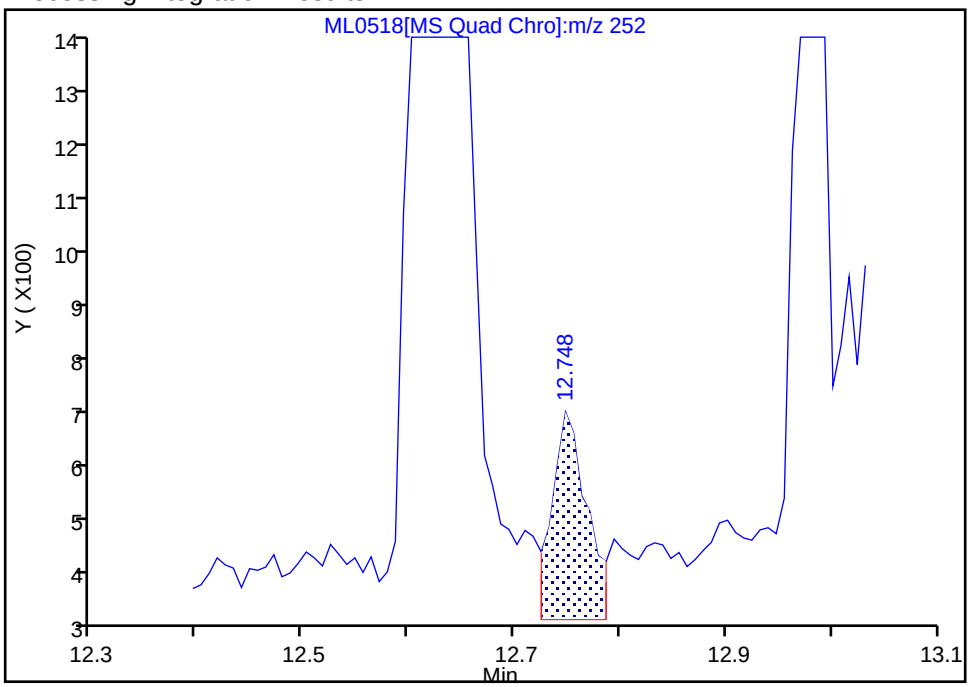

Manual Integration Results

RT: 12.65
Area: 2417
Amount: 0.001372
Amount Units: ug/ml

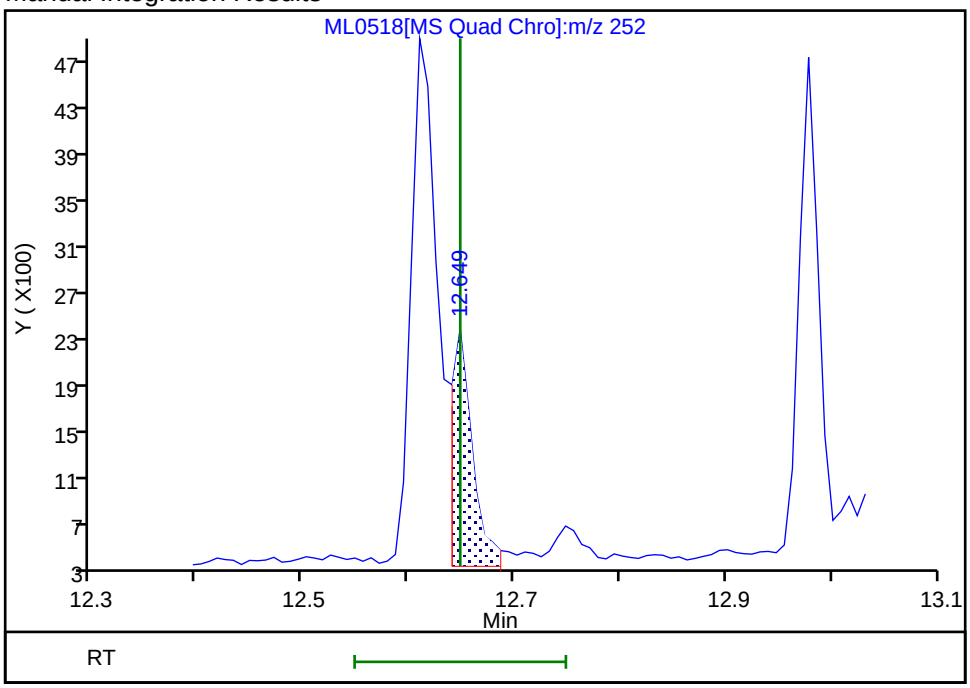

Reviewer: SJ89, 28-Dec-2022 19:22:36

Audit Action: Manually Integrated Audit Reason: Baseline

Manual Integration/User Assign Peak Report

Eurofins Lancaster Laboratories Environment Testing, LLC

Data File:	\\chromfs\Lancaster\ChromData\HP21585\20221228-74077.b\ML0518.D				
Injection Date:	28-Dec-2022 10:48:33	Instrument ID:	HP21585		
Lims ID:	410-110319-D-13-A	Lab Sample ID:	410-110319-13		
Client ID:	MW-13D-20221220				
Operator ID:	jmg00346	ALS Bottle#:	0	Worklist Smp#:	19
Injection Vol:	1.0 ul	Dil. Factor:	1.0000		
Method:	8270_SIM_HP21585	Limit Group:	MSSV - 8270D_E SIM		
Column:	DB-5MS 20m 0.25mm (0.25 mm)	Detector	MS SCAN		

30 Chrysene, CAS: 218-01-9

Signal: 1

Processing Integration Results

RT: 11.30
Area: 8859
Amount: 0.005817
Amount Units: ug/ml

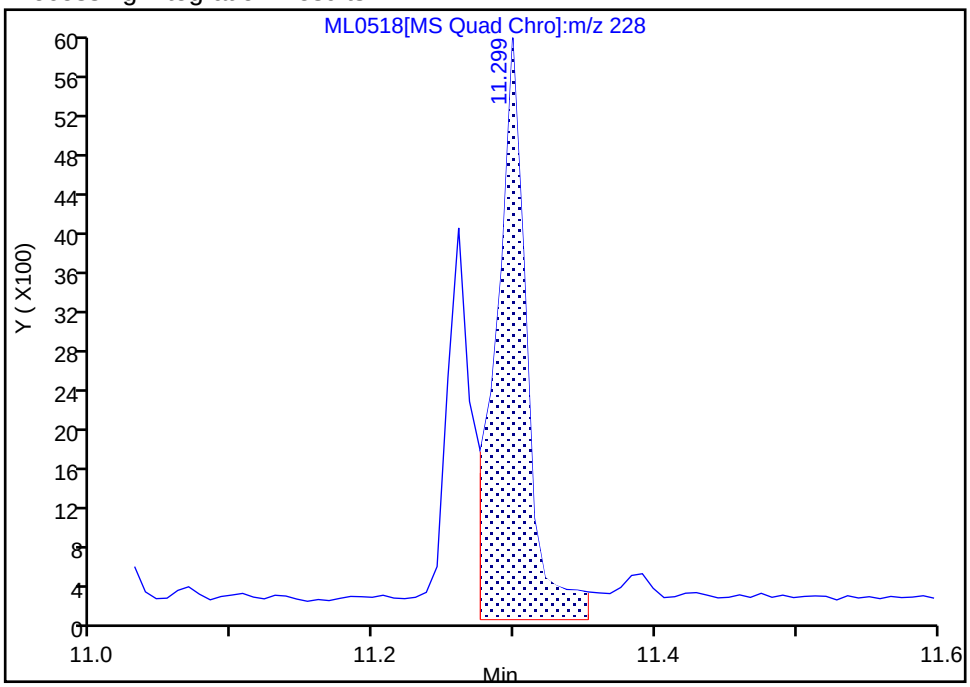

Manual Integration Results

RT: 11.30
Area: 7937
Amount: 0.005211
Amount Units: ug/ml

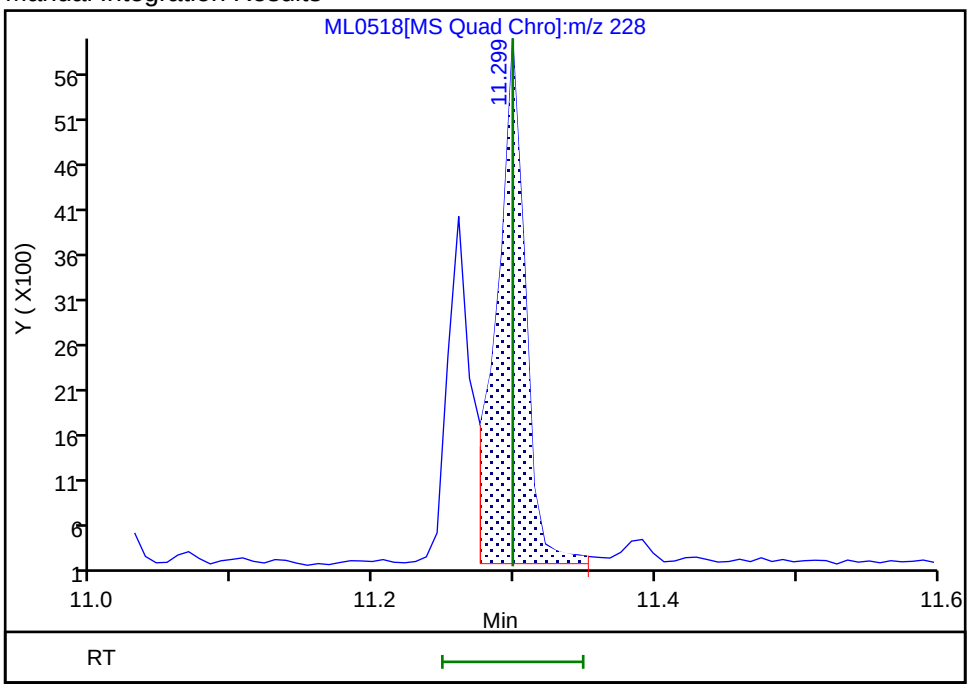

Reviewer: SJ89, 28-Dec-2022 19:21:13

Audit Action: Manually Integrated Audit Reason: Baseline

Manual Integration/User Assign Peak Report

Eurofins Lancaster Laboratories Environment Testing, LLC

Data File:	\\chromfs\Lancaster\ChromData\HP21585\20221228-74077.b\ML0518.D				
Injection Date:	28-Dec-2022 10:48:33	Instrument ID:	HP21585		
Lims ID:	410-110319-D-13-A	Lab Sample ID:	410-110319-13		
Client ID:	MW-13D-20221220				
Operator ID:	jmg00346	ALS Bottle#:	0	Worklist Smp#:	19
Injection Vol:	1.0 ul	Dil. Factor:	1.0000		
Method:	8270_SIM_HP21585	Limit Group:	MSSV - 8270D_E SIM		
Column:	DB-5MS 20m 0.25mm (0.25 mm)	Detector	MS SCAN		

41 Dibenz(a,h)anthracene, CAS: 53-70-3

Signal: 1

Processing Integration Results

RT: 14.70
Area: 1658
Amount: 0.001116
Amount Units: ug/ml

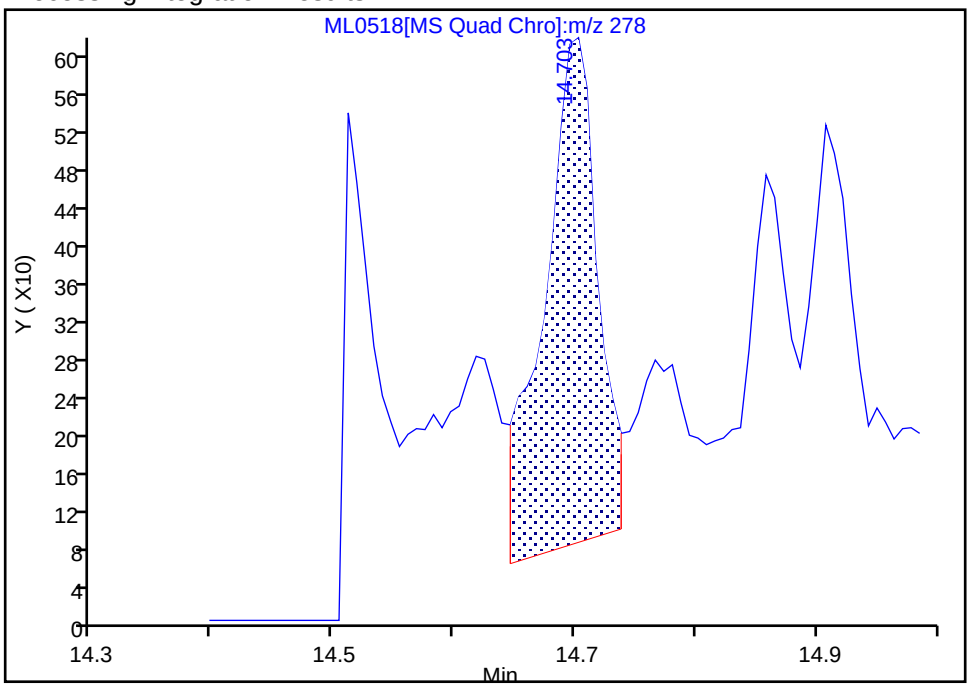

Manual Integration Results

RT: 14.70
Area: 1041
Amount: 0.000700
Amount Units: ug/ml

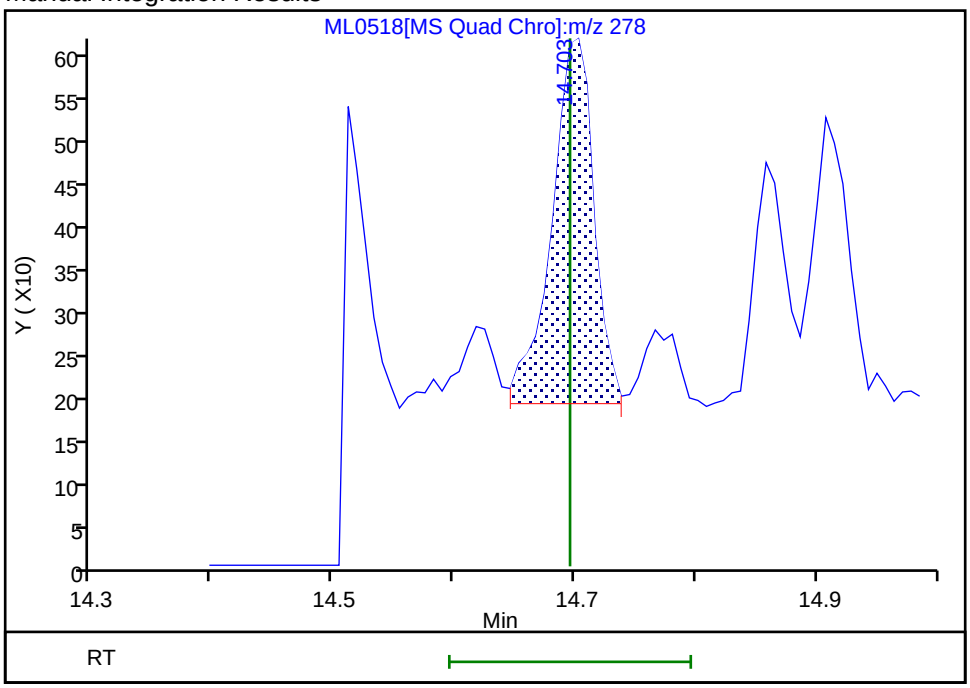

Reviewer: SJ89, 28-Dec-2022 19:23:13
Audit Action: Manually Integrated Audit Reason: Baseline

Manual Integration/User Assign Peak Report

Eurofins Lancaster Laboratories Environment Testing, LLC

Data File:	\\chromfs\Lancaster\ChromData\HP21585\20221228-74077.b\ML0518.D				
Injection Date:	28-Dec-2022 10:48:33	Instrument ID:	HP21585		
Lims ID:	410-110319-D-13-A	Lab Sample ID:	410-110319-13		
Client ID:	MW-13D-20221220				
Operator ID:	jmg00346	ALS Bottle#:	0	Worklist Smp#:	19
Injection Vol:	1.0 ul	Dil. Factor:	1.0000		
Method:	8270_SIM_HP21585	Limit Group:	MSSV - 8270D_E SIM		
Column:	DB-5MS 20m 0.25mm (0.25 mm)	Detector	MS SCAN		

25 Fluoranthene, CAS: 206-44-0

Signal: 1

Processing Integration Results

RT: 9.82
Area: 20502
Amount: 0.013835
Amount Units: ug/ml

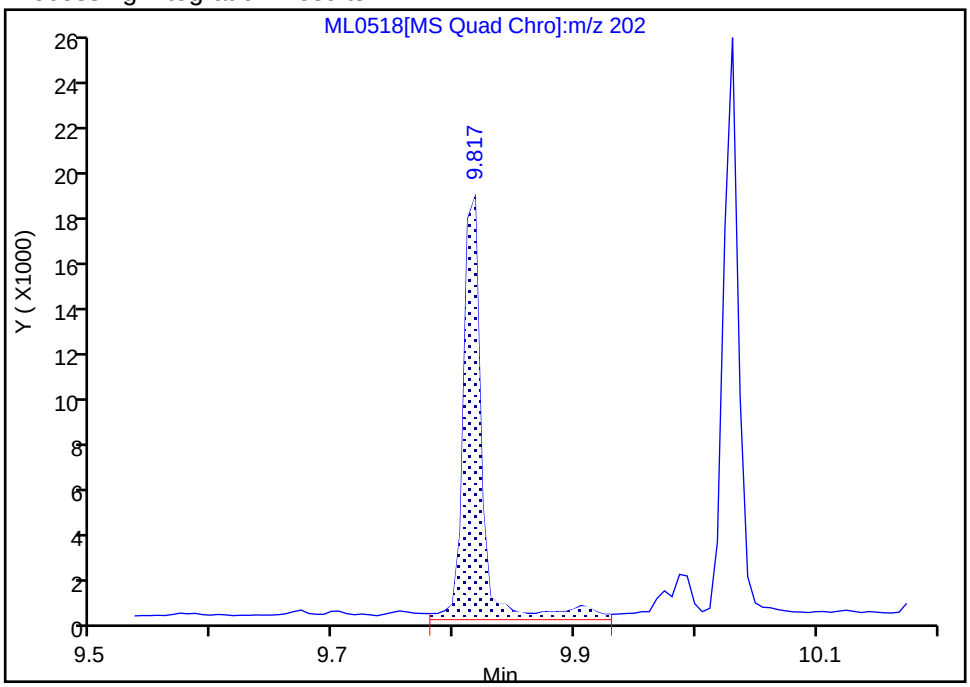

Manual Integration Results

RT: 9.82
Area: 17152
Amount: 0.011574
Amount Units: ug/ml

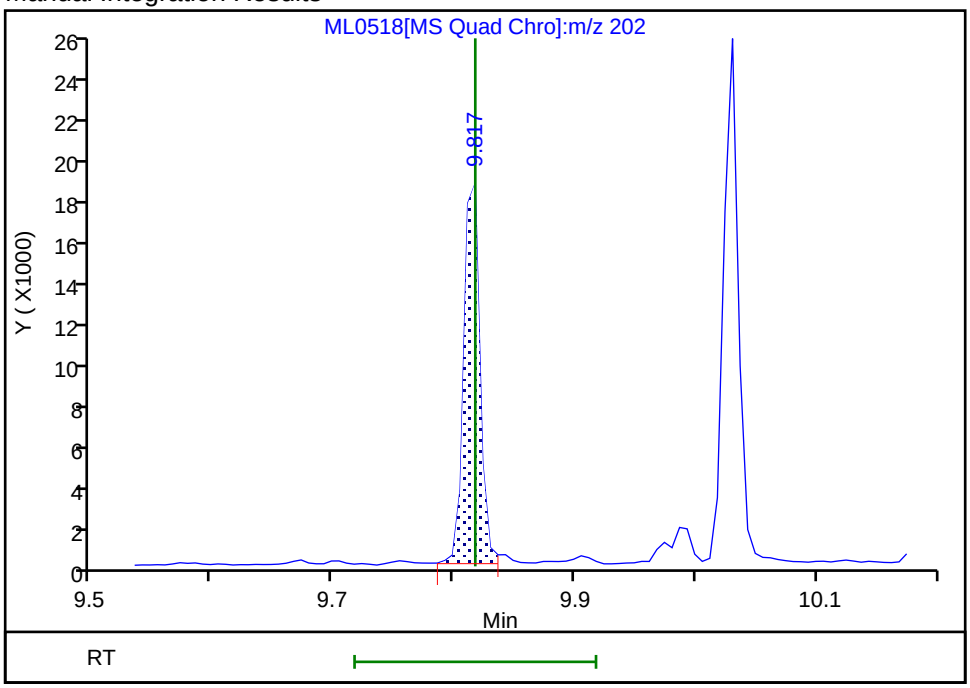

Reviewer: SJ89, 28-Dec-2022 19:20:55

Audit Action: Manually Integrated Audit Reason: Baseline

Manual Integration/User Assign Peak Report

Eurofins Lancaster Laboratories Environment Testing, LLC

Data File:	\\chromfs\Lancaster\ChromData\HP21585\20221228-74077.b\ML0518.D				
Injection Date:	28-Dec-2022 10:48:33	Instrument ID:	HP21585		
Lims ID:	410-110319-D-13-A	Lab Sample ID:	410-110319-13		
Client ID:	MW-13D-20221220				
Operator ID:	jmg00346	ALS Bottle#:	0	Worklist Smp#:	19
Injection Vol:	1.0 ul	Dil. Factor:	1.0000		
Method:	8270_SIM_HP21585	Limit Group:	MSSV - 8270D_E SIM		
Column:	DB-5MS 20m 0.25mm (0.25 mm)	Detector	MS SCAN		

40 Indeno[1,2,3-cd]pyrene, CAS: 193-39-5

Signal: 1

Processing Integration Results

RT: 14.66
Area: 6716
Amount: 0.005247
Amount Units: ug/ml

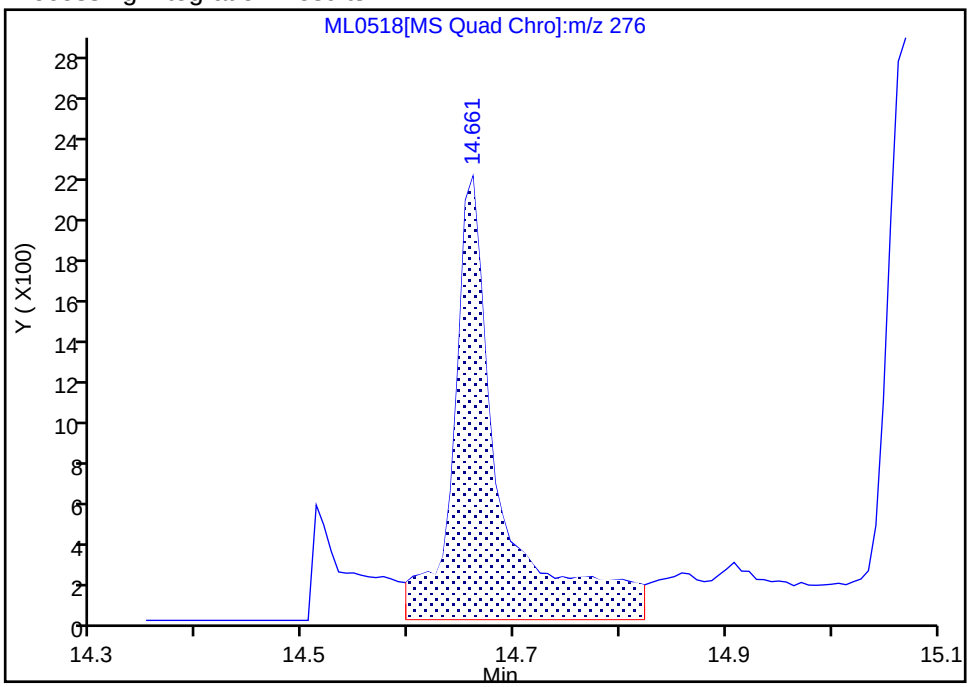

Manual Integration Results

RT: 14.66
Area: 4192
Amount: 0.003275
Amount Units: ug/ml

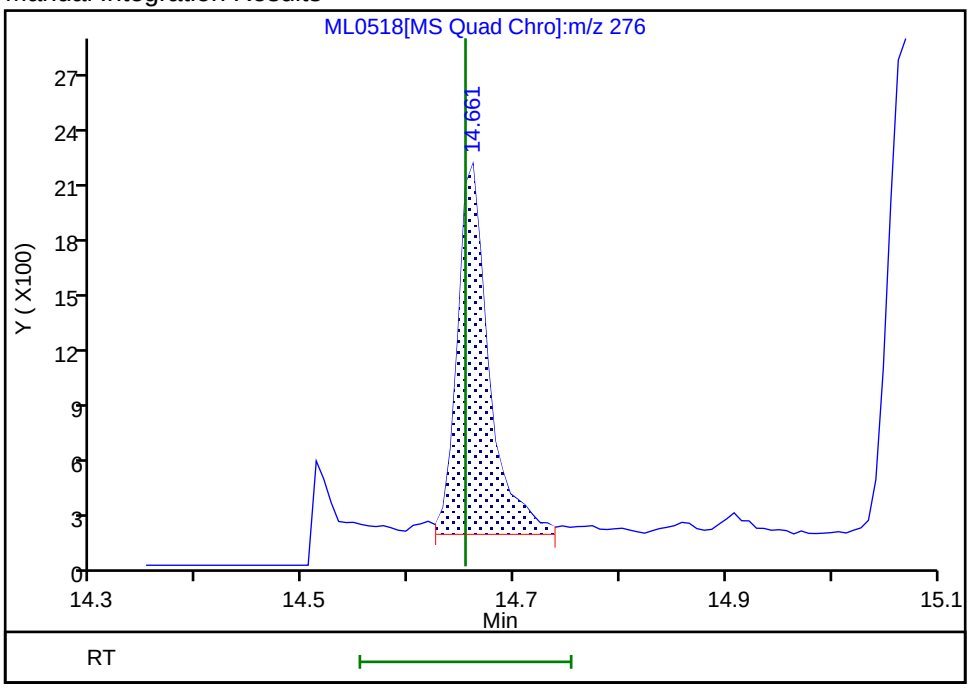

Reviewer: SJ89, 28-Dec-2022 19:23:06

Audit Action: Manually Integrated Audit Reason: Baseline

Manual Integration/User Assign Peak Report

Eurofins Lancaster Laboratories Environment Testing, LLC

Data File:	\\chromfs\Lancaster\ChromData\HP21585\20221228-74077.b\ML0518.D				
Injection Date:	28-Dec-2022 10:48:33	Instrument ID:	HP21585		
Lims ID:	410-110319-D-13-A	Lab Sample ID:	410-110319-13		
Client ID:	MW-13D-20221220				
Operator ID:	jmg00346	ALS Bottle#:	0	Worklist Smp#:	19
Injection Vol:	1.0 ul	Dil. Factor:	1.0000		
Method:	8270_SIM_HP21585	Limit Group:	MSSV - 8270D_E SIM		
Column:	DB-5MS 20m 0.25mm (0.25 mm)	Detector	MS SCAN		

6 Naphthalene, CAS: 91-20-3

Signal: 1

Processing Integration Results

RT: 5.61
Area: 16433
Amount: 0.012102
Amount Units: ug/ml

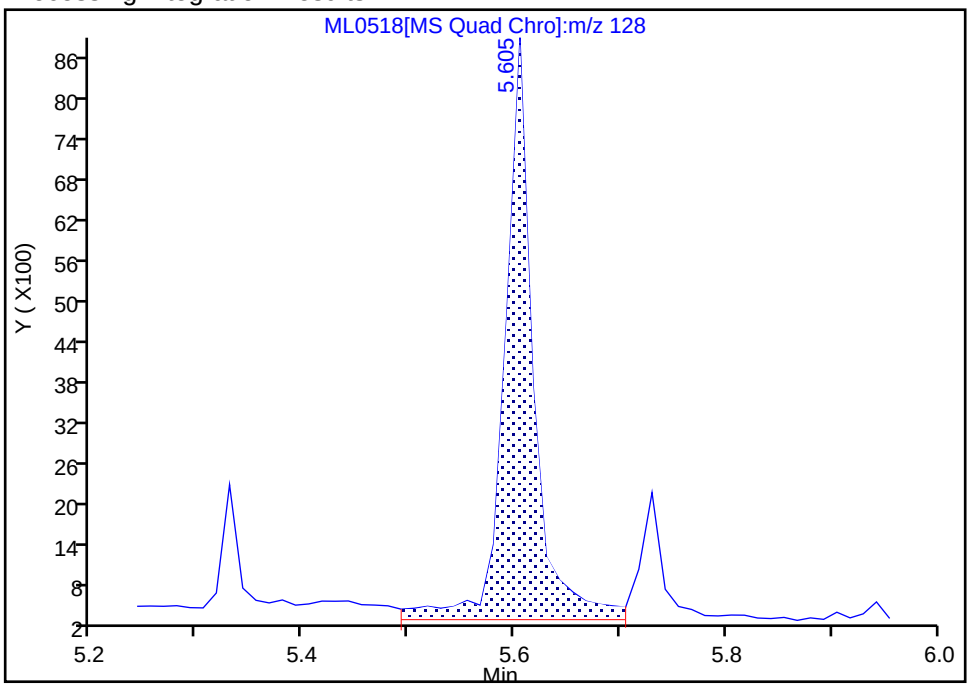

Manual Integration Results

RT: 5.61
Area: 14734
Amount: 0.010851
Amount Units: ug/ml

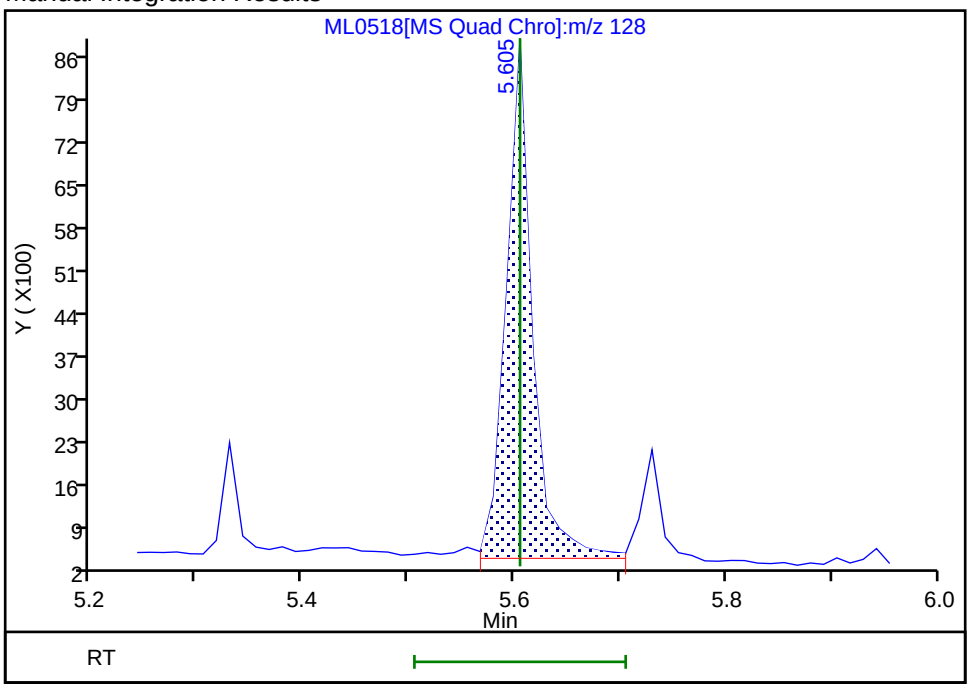

Reviewer: SJ89, 28-Dec-2022 19:20:35

Audit Action: Manually Integrated Audit Reason: Baseline

Manual Integration/User Assign Peak Report

Eurofins Lancaster Laboratories Environment Testing, LLC

Data File:	\\chromfs\Lancaster\ChromData\HP21585\20221228-74077.b\ML0518.D				
Injection Date:	28-Dec-2022 10:48:33	Instrument ID:	HP21585		
Lims ID:	410-110319-D-13-A	Lab Sample ID:	410-110319-13		
Client ID:	MW-13D-20221220				
Operator ID:	jmg00346	ALS Bottle#:	0	Worklist Smp#:	19
Injection Vol:	1.0 ul	Dil. Factor:	1.0000		
Method:	8270_SIM_HP21585	Limit Group:	MSSV - 8270D_E SIM		
Column:	DB-5MS 20m 0.25mm (0.25 mm)	Detector	MS SCAN		

26 Pyrene, CAS: 129-00-0

Signal: 1

Processing Integration Results

RT: 10.03
Area: 25009
Amount: 0.014703
Amount Units: ug/ml

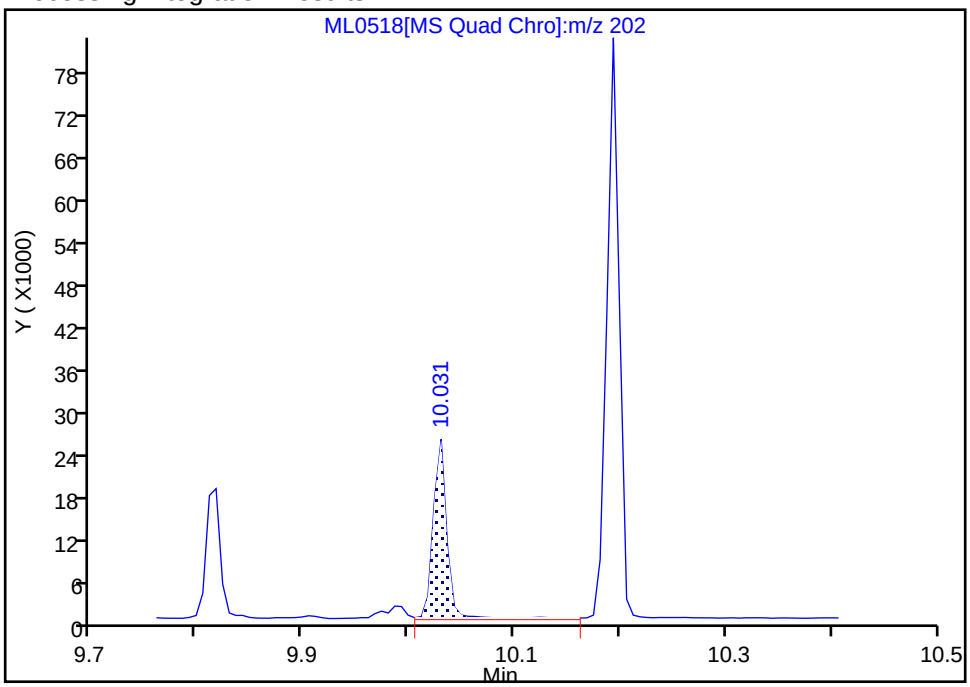

Manual Integration Results

RT: 10.03
Area: 22188
Amount: 0.013044
Amount Units: ug/ml

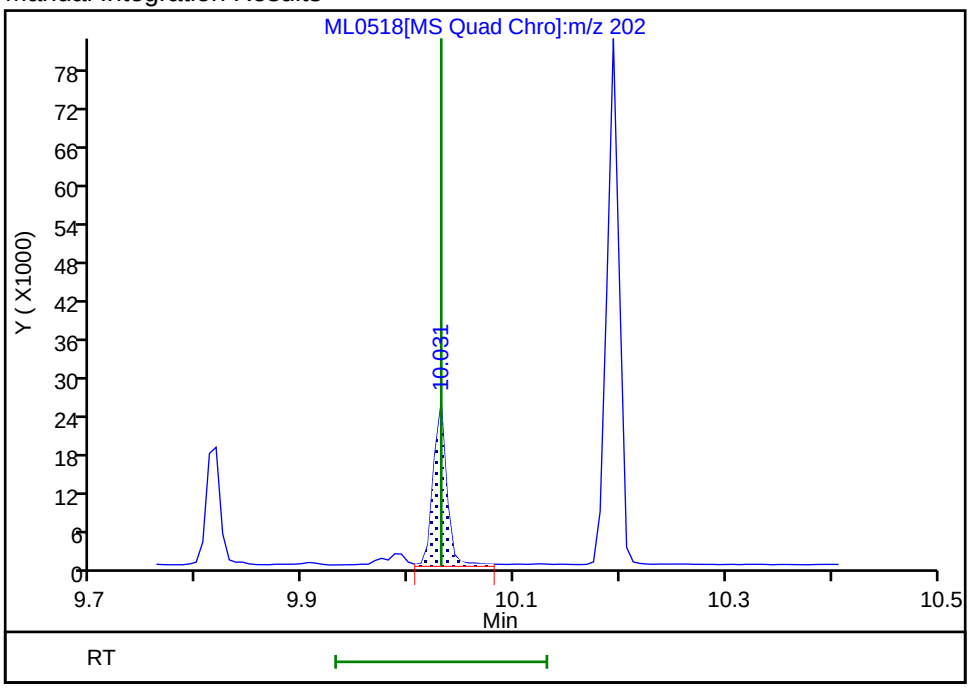

Reviewer: SJ89, 28-Dec-2022 19:21:00

Audit Action: Manually Integrated Audit Reason: Baseline

Manual Integration/User Assign Peak Report

Eurofins Lancaster Laboratories Environment Testing, LLC

Data File:	\\chromfs\Lancaster\ChromData\HP21585\20221228-74077.b\ML0518.D				
Injection Date:	28-Dec-2022 10:48:33	Instrument ID:	HP21585		
Lims ID:	410-110319-D-13-A	Lab Sample ID:	410-110319-13		
Client ID:	MW-13D-20221220				
Operator ID:	jmg00346	ALS Bottle#:	0	Worklist Smp#:	19
Injection Vol:	1.0 ul	Dil. Factor:	1.0000		
Method:	8270_SIM_HP21585	Limit Group:	MSSV - 8270D_E SIM		
Column:	DB-5MS 20m 0.25mm (0.25 mm)	Detector	MS SCAN		

* 4 1,4-Dichlorobenzene-d4, CAS: 3855-82-1

Signal: 1

Processing Integration Results

RT: 4.37
Area: 88259
Amount: 0.250000
Amount Units: ug/ml

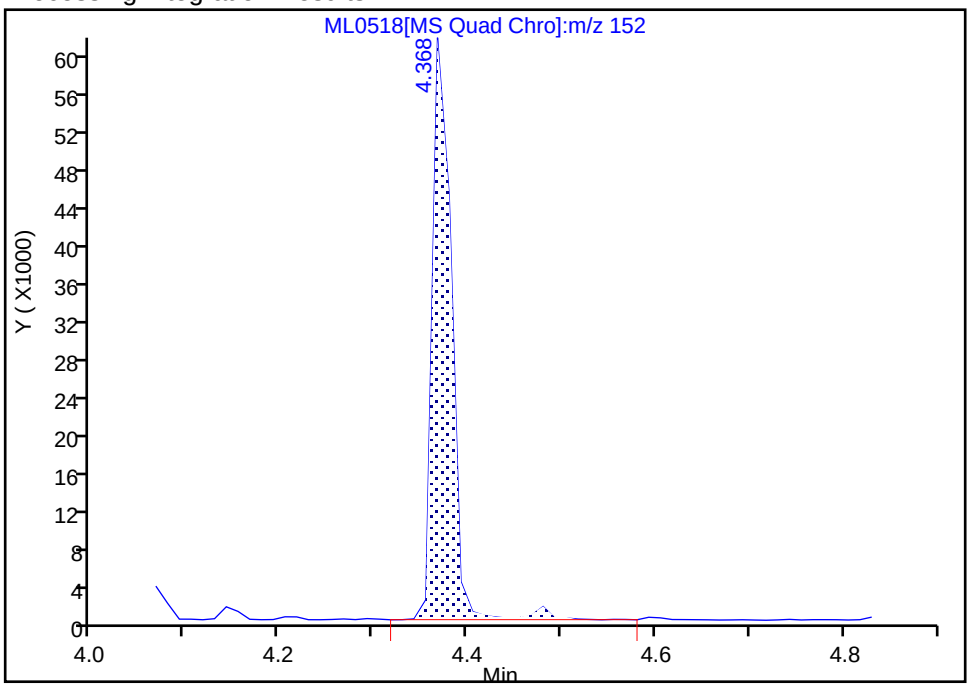

Manual Integration Results

RT: 4.37
Area: 85994
Amount: 0.250000
Amount Units: ug/ml

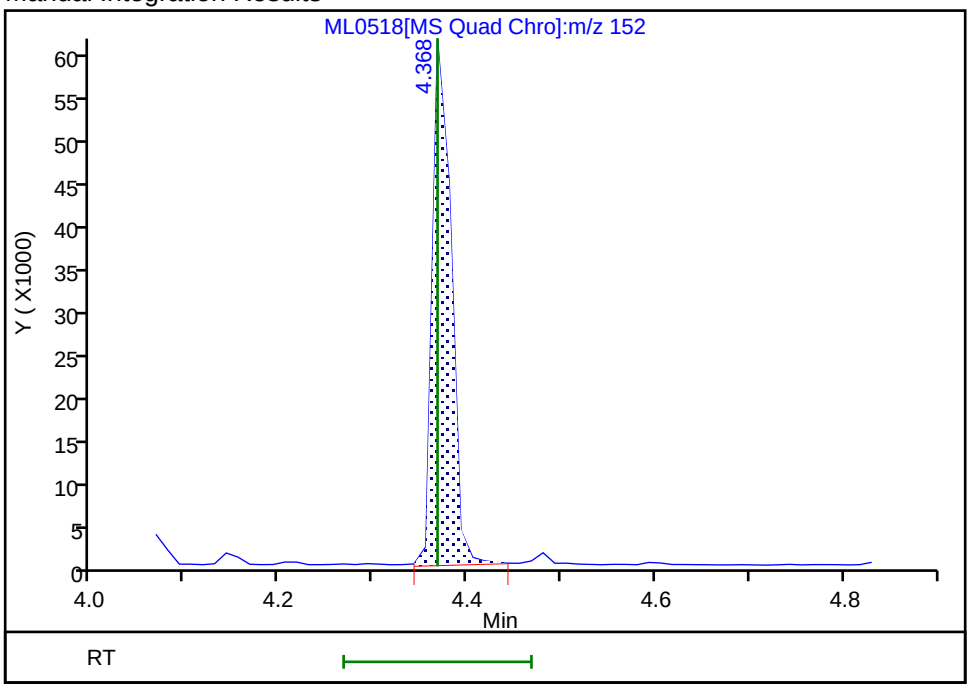

Reviewer: SJ89, 28-Dec-2022 19:20:23

Audit Action: Manually Integrated Audit Reason: Baseline

FORM I
GC/MS SEMI VOA ORGANICS ANALYSIS DATA SHEET

Lab Name: Eurofins Lancaster Laboratories Environment Testing, LLC
Job No.: 410-110319-1

SDG No.:

Client Sample ID: DUP-20221220
Lab Sample ID: 410-110319-14

Matrix: Groundwater
Lab File ID: ML0519.D

Analysis Method: 8270E SIM
Date Collected: 12/20/2022 00:00

Extract. Method: 3510C
Date Extracted: 12/27/2022 16:45

Sample wt/vol: 241.5(mL)
Date Analyzed: 12/28/2022 11:10

Con. Extract Vol.: 1(mL)
Dilution Factor: 1

Injection Volume: 1(uL)
GC Column: DB-5MS 30m 0.25 ID: 0.25(mm)

% Moisture: % Solids:
GPC Cleanup:(Y/N) N

Cleanup Factor:
Level: (low/med) Low

Analysis Batch No.: 330631
Units: ug/L

CAS NO.	COMPOUND NAME	RESULT	Q	RL	MDL
208-96-8	Acenaphthylene	4.1		0.052	0.010
120-12-7	Anthracene	1.9		0.052	0.010
56-55-3	Benzo[a]anthracene	0.70		0.052	0.010
50-32-8	Benzo[a]pyrene	0.012	J	0.052	0.010
205-99-2	Benzo[b]fluoranthene	0.013	J	0.052	0.010
191-24-2	Benzo[g,h,i]perylene	ND		0.052	0.010
207-08-9	Benzo[k]fluoranthene	ND		0.052	0.010
218-01-9	Chrysene	0.39		0.052	0.010
53-70-3	Dibenz(a,h)anthracene	ND		0.052	0.021
86-73-7	Fluorene	7.9		0.052	0.010
193-39-5	Indeno[1,2,3-cd]pyrene	ND		0.052	0.021

CAS NO.	SURROGATE	%REC	Q	LIMITS
63466-71-7	Benzo(a)pyrene-d12 (Surr)	84		10-110
38072-94-5	1-Methylnaphthalene-d10 (Surr)	88		36-111
93951-69-0	Fluoranthene-d10 (Surr)	93		47-128

Eurofins Lancaster Laboratories Environment Testing, LLC
Target Compound Quantitation Report

Data File: \\chromfs\Lancaster\ChromData\HP21585\20221228-74077.b\ML0519.D
Lims ID: 410-110319-D-14-A
Client ID: DUP-20221220
Sample Type: Client
Inject. Date: 28-Dec-2022 11:10:08 ALS Bottle#: 0 Worklist Smp#: 20
Injection Vol: 1.0 ul Dil. Factor: 1.0000
Sample Info: 410-110319-D-14-A
Misc. Info.: 410-0074077-020
Operator ID: jmg00346 Instrument ID: HP21585

Method: \\chromfs\Lancaster\ChromData\HP21585\20221228-74077.b\8270_SIM_HP21585.m
Limit Group: MSSV - 8270D_E SIM
Last Update: 28-Dec-2022 19:46:07 Calib Date: 28-Jul-2022 21:32:00
Integrator: Falcon ID Type: Deconvolution ID
Quant Method: Internal Standard Quant By: Initial Calibration
Last ICal File: \\chromfs\Lancaster\ChromData\HP21585\20220728-62933.b\MG1356.D

Column 1 : DB-5MS 20m 0.25mm (0.25 mm) Det: MS SCAN
Process Host: CTX1637

First Level Reviewer: SJ89 Date: 28-Dec-2022 18:56:06

Compound	Sig	RT (min.)	Adj RT (min.)	Dlt RT (min.)	Q	Response	OnCol Amt ug/ml	Flags
* 4 1,4-Dichlorobenzene-d4	152	4.368	4.368	0.000	94	84910	0.2500	
* 5 Naphthalene-d8	136	5.593	5.593	0.000	91	254299	0.2500	
6 Naphthalene	128	5.605	5.605	0.000	91	9822758	7.73	E
$ 9 1-Methylnaphthalene-d10	152	6.322	6.342	0.000	98	128226	0.2206	
12 Acenaphthylene	152	7.120	7.120	0.000	98	1230214	0.99	M
* 13 Acenaphthene-d10	164	7.258	7.258	0.000	35	153602	0.2500	M
14 Acenaphthene	154	7.288	7.288	0.000	86	5779248	7.51	E
17 Fluorene	166	7.774	7.774	0.000	97	1729049	1.91	M
* 20 Phenanthrene-d10	188	8.663	8.663	0.000	94	271185	0.2500	
21 Phenanthrene	178	8.687	8.687	0.000	100	5130213	3.94	E
22 Anthracene	178	8.734	8.734	0.000	100	560395	0.4620	
$ 24 Fluoranthene-d10 (Surr)	212	9.799	9.799	0.000	97	264212	0.2313	
25 Fluoranthene	202	9.817	9.818	0.000	99	3825750	2.72	EM
26 Pyrene	202	10.031	10.031	0.000	97	4802691	2.76	EM
28 Benzo[a]anthracene	228	11.260	11.260	0.000	100	236869	0.1699	
* 29 Chrysene-d12	240	11.268	11.276	-0.008	58	265878	0.2500	M
30 Chrysene	228	11.299	11.299	0.000	100	148302	0.0952	
33 Benzo[b]fluoranthene	252	12.610	12.610	0.000	98	5625	0.003173	
34 Benzo[k]fluoranthene	252	12.649	12.649	0.000	97	2202	0.001164	7Ma
$ 36 Benzo(a)pyrene-d12 (Surr)	264	13.017	13.024	-0.007	99	253358	0.2100	
37 Benzo[a]pyrene	252	13.047	13.047	-0.008	98	4613	0.002853	a
* 38 Perylene-d12	264	13.132	13.132	0.000	99	326313	0.2500	
40 Indeno[1,2,3-cd]pyrene	276	14.654	14.654	0.000	99	1966	0.001431	7M

QC Flag Legend

Processing Flags
E - Exceeded Maximum Amount
7 - Failed Limit of Detection

Review Flags

M - Manually Integrated

a - User Assigned ID

Reagents:

MSS_RVSIM_IS_00033	Amount Added: 10.00	Units: uL	Run Reagent

Report Date: 28-Dec-2022 19:46:33 Chrom Revision: 2.3 20-Dec-2022 14:14:06

Eurofins Lancaster Laboratories Environment Testing, LLC

Data File:	\\chromfs\Lancaster\ChromData\HP21585\20221228-74077.b\ML0519.D				
Injection Date:	28-Dec-2022 11:10:08	Instrument ID:	HP21585	Operator ID:	jmg00346
Lims ID:	410-110319-D-14-A	Lab Sample ID:	410-110319-14	Worklist Smp#:	20
Client ID:	DUP-20221220				
Injection Vol:	1.0 ul	Dil. Factor:	1.0000	ALS Bottle#:	0
Method:	8270_SIM_HP21585	Limit Group:	MSSV - 8270D_E SIM		

Column: DB-5MS 20m 0.25mm (0.25 mm)

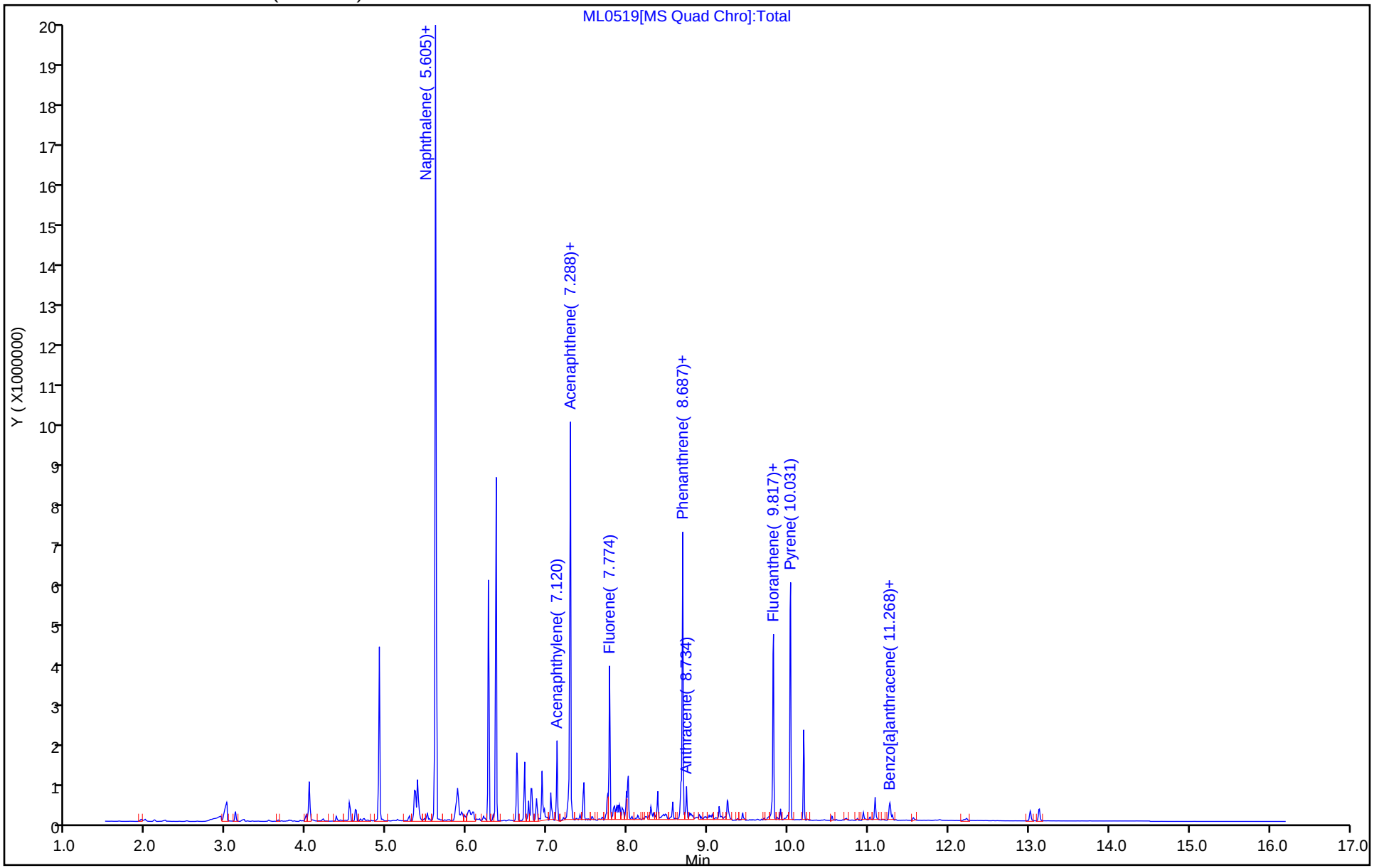

Eurofins Lancaster Laboratories Environment Testing, LLC

Recovery Report

Data File:	\\chromfs\Lancaster\ChromData\HP21585\20221228-74077.b\ML0519.D				
Lims ID:	410-110319-D-14-A				
Client ID:	DUP-20221220				
Sample Type:	Client				
Inject. Date:	28-Dec-2022 11:10:08	ALS Bottle#:	0	Worklist Smp#:	20
Injection Vol:	1.0 ul	Dil. Factor:	1.0000		
Sample Info:	410-110319-D-14-A				
Misc. Info.:	410-0074077-020				
Operator ID:	jmg00346	Instrument ID:	HP21585		

Method:	\\chromfs\Lancaster\ChromData\HP21585\20221228-74077.b\8270_SIM_HP21585.m		
Limit Group:	MSSV - 8270D_E SIM		
Last Update:	28-Dec-2022 19:46:07	Calib Date:	28-Jul-2022 21:32:00
Integrator:	Falcon	ID Type:	Deconvolution ID
Quant Method:	Internal Standard	Quant By:	Initial Calibration
Last ICal File:	\\chromfs\Lancaster\ChromData\HP21585\20220728-62933.b\MG1356.D		

Column 1 :	DB-5MS 20m 0.25mm (0.25 mm)	Det: MS SCAN
Process Host:	CTX1637	

First Level Reviewer: SJ89 Date: 28-Dec-2022 18:56:06

Compound	Amount Added	Amount Recovered	% Rec.
$ 9 1-Methylnaphthalene-d10	0.2500	0.2206	88.26
$ 24 Fluoranthene-d10 (Surr)	0.2500	0.2313	92.50
$ 36 Benzo(a)pyrene-d12 (Surr)	0.2500	0.2100	84.01

Report Date: 28-Dec-2022 19:46:33 Chrom Revision: 2.3 20-Dec-2022 14:14:06

Eurofins Lancaster Laboratories Environment Testing, LLC

Data File:	\\chromfs\Lancaster\ChromData\HP21585\20221228-74077.b\ML0519.D				
Injection Date:	28-Dec-2022 11:10:08	Instrument ID:	HP21585		
Lims ID:	410-110319-D-14-A	Lab Sample ID:	410-110319-14		
Client ID:	DUP-20221220				
Operator ID:	jmg00346	ALS Bottle#:	0	Worklist Smp#:	20
Injection Vol:	1.0 ul	Dil. Factor:	1.0000		
Method:	8270_SIM_HP21585	Limit Group:	MSSV - 8270D_E SIM		
Column:	DB-5MS 20m 0.25mm (0.25 mm)	Detector	MS SCAN		

12 Acenaphthylene, CAS: 208-96-8

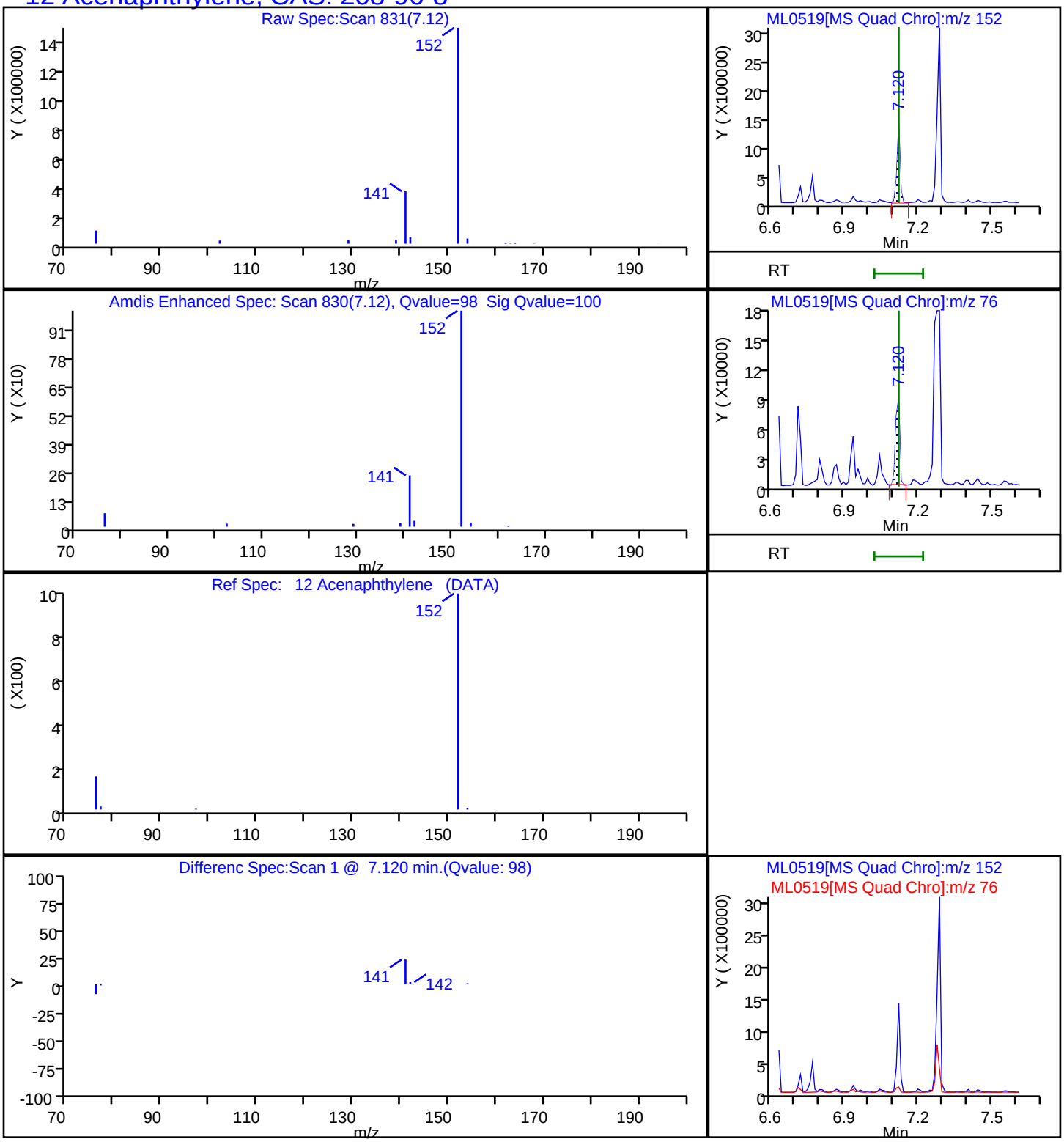

Report Date: 28-Dec-2022 19:46:33 Chrom Revision: 2.3 20-Dec-2022 14:14:06

Eurofins Lancaster Laboratories Environment Testing, LLC

Data File:	\\chromfs\Lancaster\ChromData\HP21585\20221228-74077.b\ML0519.D				
Injection Date:	28-Dec-2022 11:10:08	Instrument ID:	HP21585		
Lims ID:	410-110319-D-14-A	Lab Sample ID:	410-110319-14		
Client ID:	DUP-20221220				
Operator ID:	jmg00346	ALS Bottle#:	0	Worklist Smp#:	20
Injection Vol:	1.0 ul	Dil. Factor:	1.0000		
Method:	8270_SIM_HP21585	Limit Group:	MSSV - 8270D_E SIM		
Column:	DB-5MS 20m 0.25mm (0.25 mm)	Detector	MS SCAN		

22 Anthracene, CAS: 120-12-7

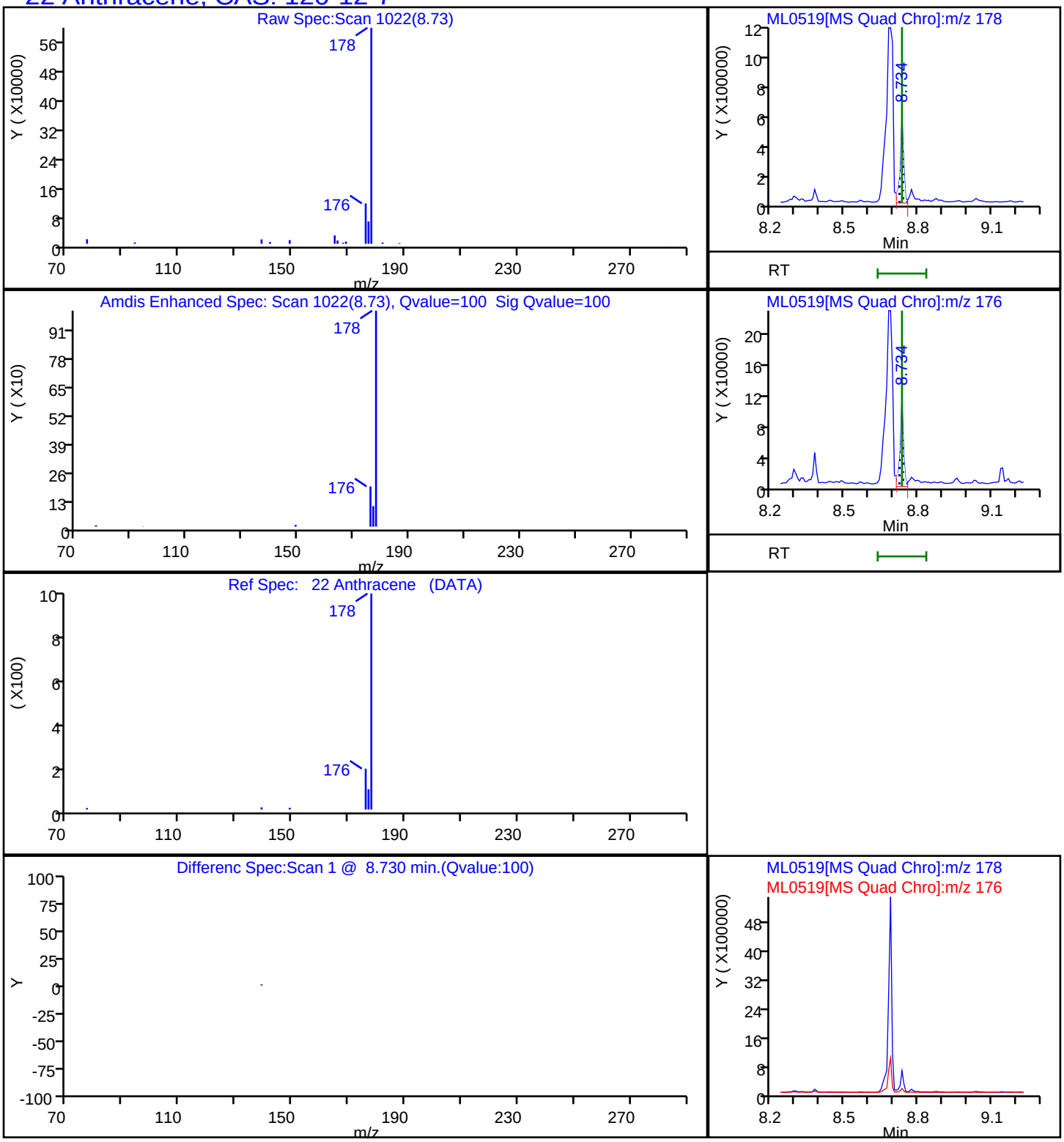

Report Date: 28-Dec-2022 19:46:34 Chrom Revision: 2.3 20-Dec-2022 14:14:06

Eurofins Lancaster Laboratories Environment Testing, LLC

Data File:	\\chromfs\Lancaster\ChromData\HP21585\20221228-74077.b\ML0519.D				
Injection Date:	28-Dec-2022 11:10:08	Instrument ID:	HP21585		
Lims ID:	410-110319-D-14-A	Lab Sample ID:	410-110319-14		
Client ID:	DUP-20221220				
Operator ID:	jmg00346	ALS Bottle#:	0	Worklist Smp#:	20
Injection Vol:	1.0 ul	Dil. Factor:	1.0000		
Method:	8270_SIM_HP21585	Limit Group:	MSSV - 8270D_E SIM		
Column:	DB-5MS 20m 0.25mm (0.25 mm)	Detector	MS SCAN		

28 Benzo[a]anthracene, CAS: 56-55-3

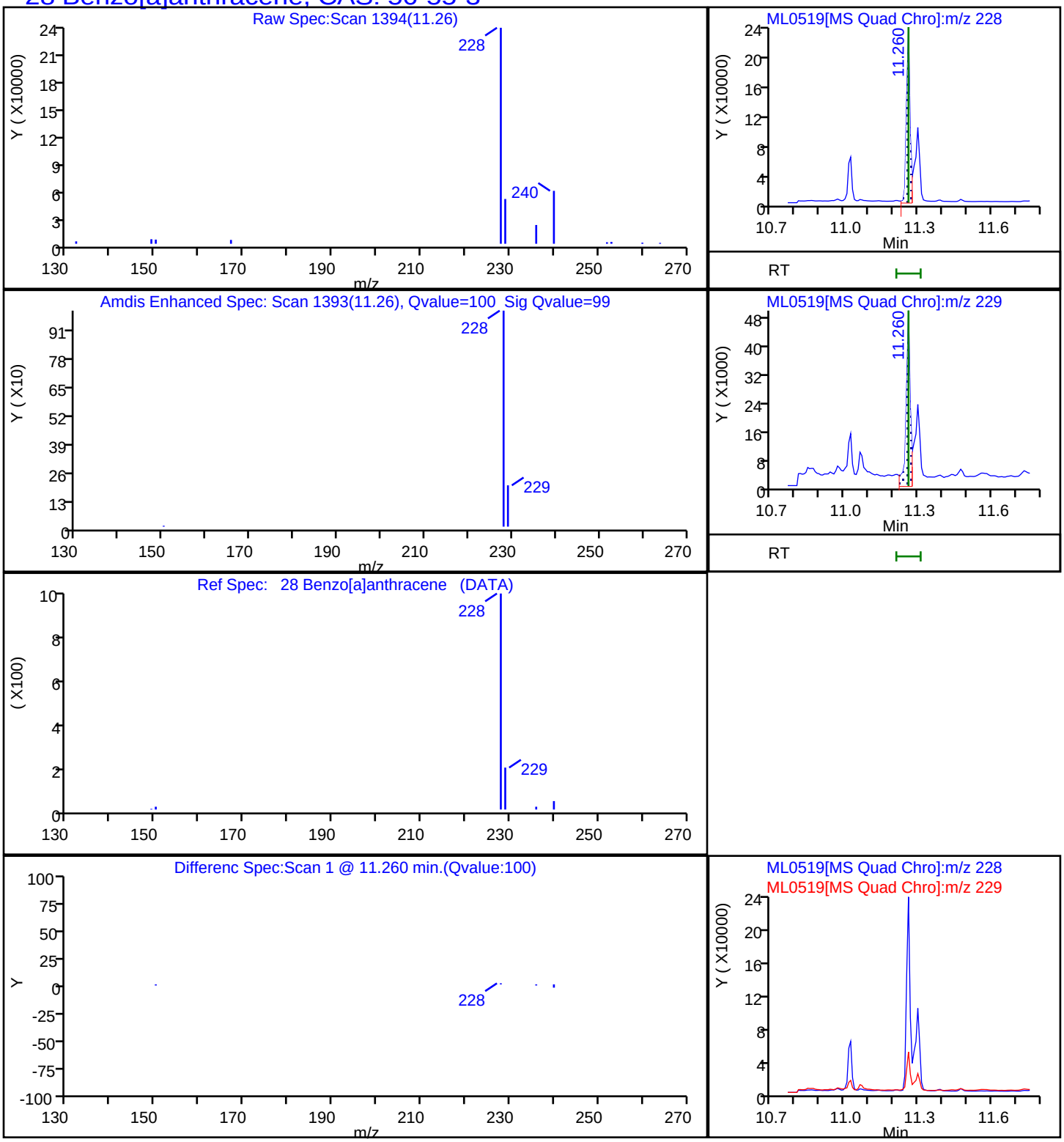

Report Date: 28-Dec-2022 19:46:34 Chrom Revision: 2.3 20-Dec-2022 14:14:06

Eurofins Lancaster Laboratories Environment Testing, LLC

Data File:	\\chromfs\Lancaster\ChromData\HP21585\20221228-74077.b\ML0519.D				
Injection Date:	28-Dec-2022 11:10:08	Instrument ID:	HP21585		
Lims ID:	410-110319-D-14-A	Lab Sample ID:	410-110319-14		
Client ID:	DUP-20221220				
Operator ID:	jmg00346	ALS Bottle#:	0	Worklist Smp#:	20
Injection Vol:	1.0 ul	Dil. Factor:	1.0000		
Method:	8270_SIM_HP21585	Limit Group:	MSSV - 8270D_E SIM		
Column:	DB-5MS 20m 0.25mm (0.25 mm)	Detector	MS SCAN		

37 Benzo[a]pyrene, CAS: 50-32-8

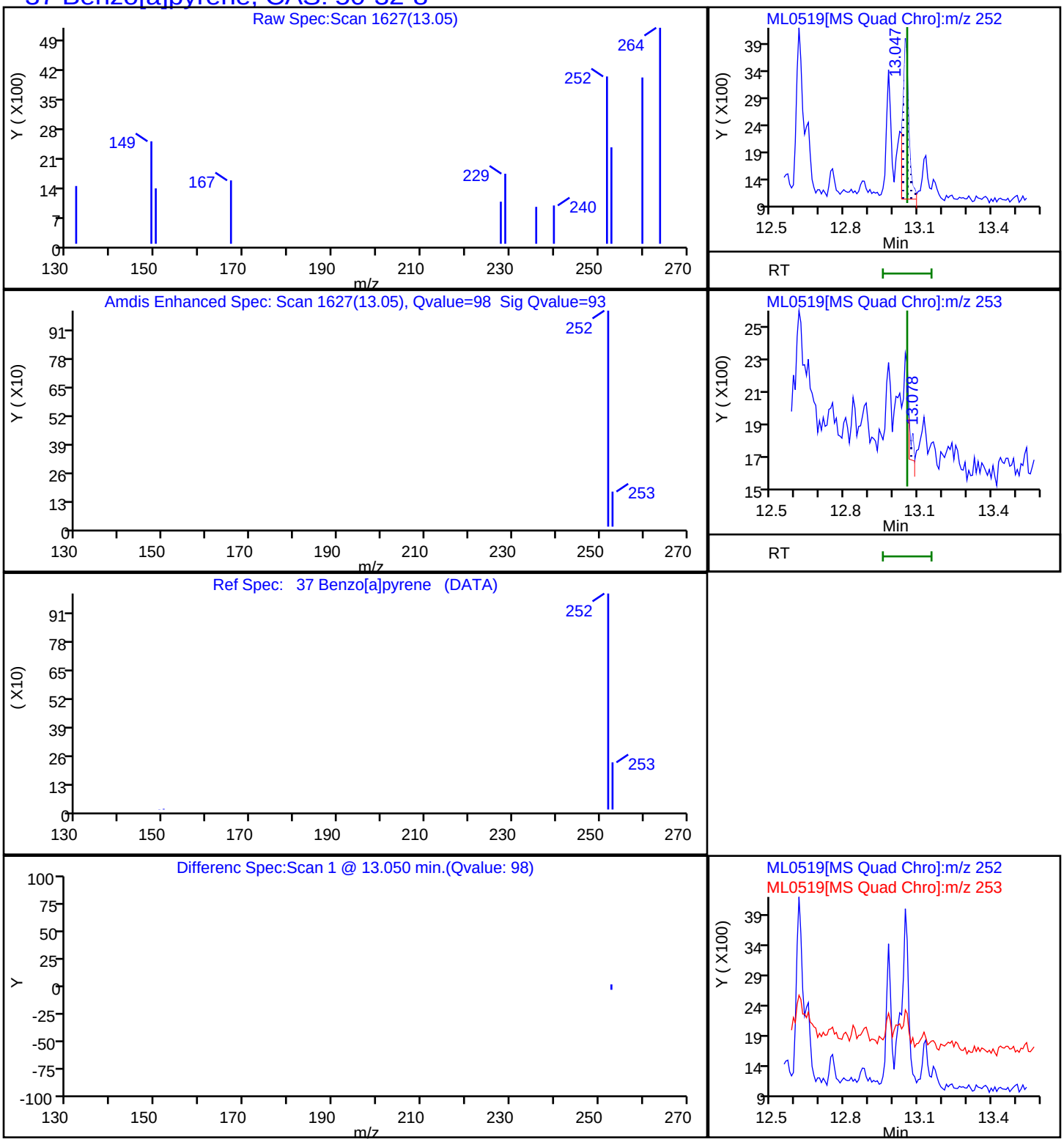

Report Date: 28-Dec-2022 19:46:34 Chrom Revision: 2.3 20-Dec-2022 14:14:06

Eurofins Lancaster Laboratories Environment Testing, LLC

Data File:	\\chromfs\Lancaster\ChromData\HP21585\20221228-74077.b\ML0519.D				
Injection Date:	28-Dec-2022 11:10:08	Instrument ID:	HP21585		
Lims ID:	410-110319-D-14-A	Lab Sample ID:	410-110319-14		
Client ID:	DUP-20221220				
Operator ID:	jmg00346	ALS Bottle#:	0	Worklist Smp#:	20
Injection Vol:	1.0 ul	Dil. Factor:	1.0000		
Method:	8270_SIM_HP21585	Limit Group:	MSSV - 8270D_E SIM		
Column:	DB-5MS 20m 0.25mm (0.25 mm)	Detector	MS SCAN		

33 Benzo[b]fluoranthene, CAS: 205-99-2

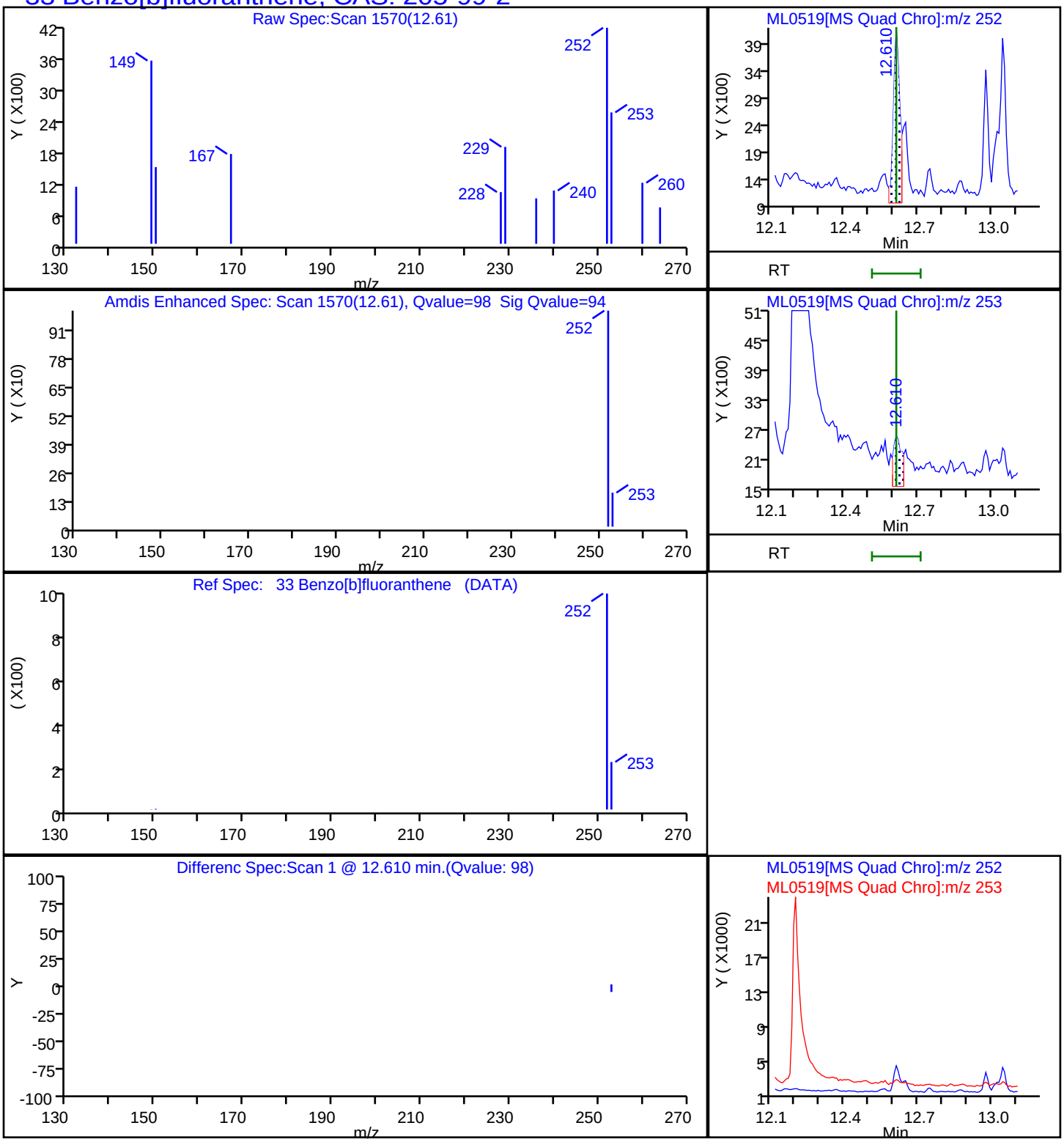

Report Date: 28-Dec-2022 19:46:34 Chrom Revision: 2.3 20-Dec-2022 14:14:06

Eurofins Lancaster Laboratories Environment Testing, LLC

Data File:	\\chromfs\Lancaster\ChromData\HP21585\20221228-74077.b\ML0519.D				
Injection Date:	28-Dec-2022 11:10:08	Instrument ID:	HP21585		
Lims ID:	410-110319-D-14-A	Lab Sample ID:	410-110319-14		
Client ID:	DUP-20221220				
Operator ID:	jmg00346	ALS Bottle#:	0	Worklist Smp#:	20
Injection Vol:	1.0 ul	Dil. Factor:	1.0000		
Method:	8270_SIM_HP21585	Limit Group:	MSSV - 8270D_E SIM		
Column:	DB-5MS 20m 0.25mm (0.25 mm)	Detector	MS SCAN		

30 Chrysene, CAS: 218-01-9

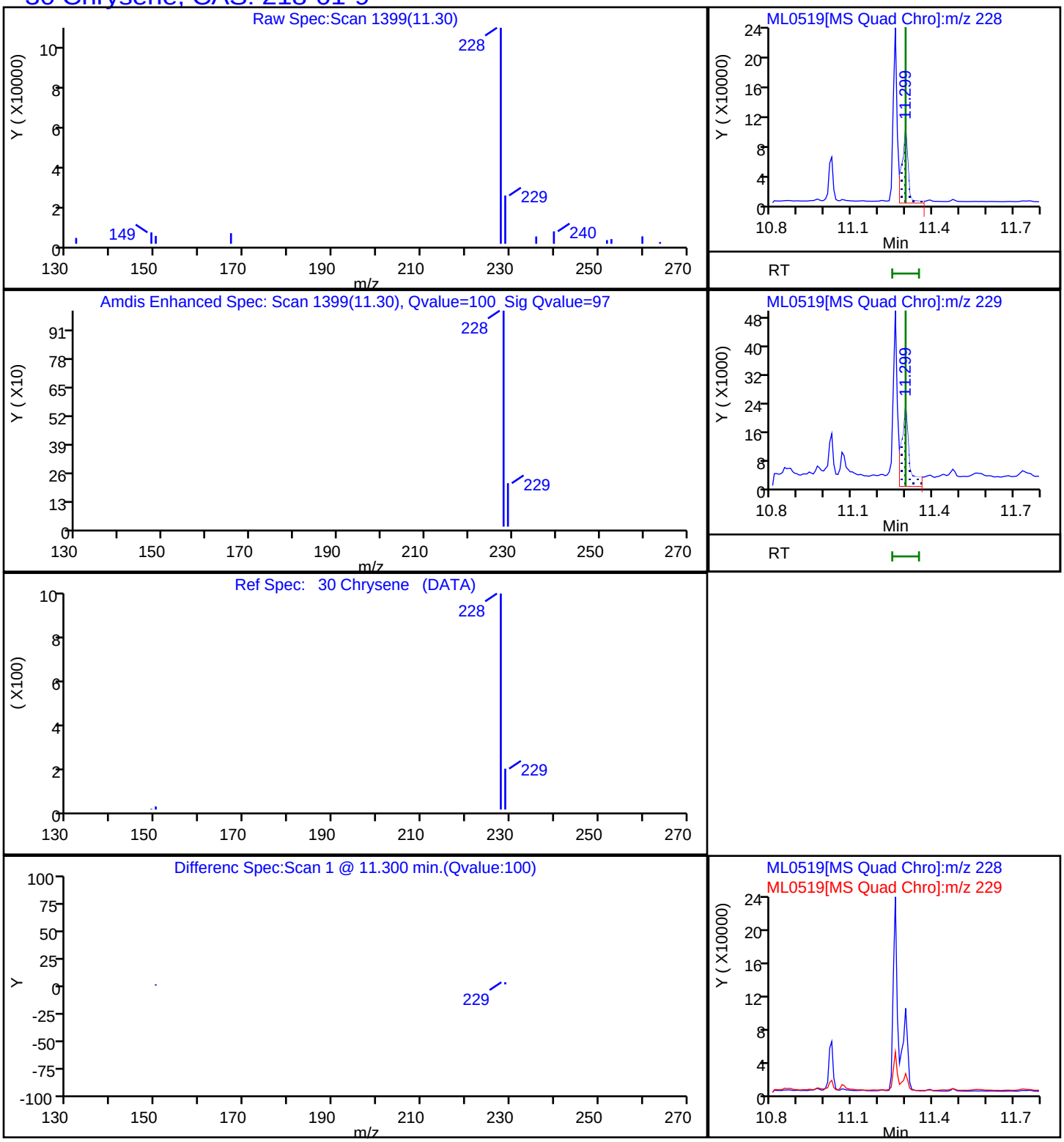

Report Date: 28-Dec-2022 19:46:33 Chrom Revision: 2.3 20-Dec-2022 14:14:06

Eurofins Lancaster Laboratories Environment Testing, LLC

Data File:	\\chromfs\Lancaster\ChromData\HP21585\20221228-74077.b\ML0519.D				
Injection Date:	28-Dec-2022 11:10:08	Instrument ID:	HP21585		
Lims ID:	410-110319-D-14-A	Lab Sample ID:	410-110319-14		
Client ID:	DUP-20221220				
Operator ID:	jmg00346	ALS Bottle#:	0	Worklist Smp#:	20
Injection Vol:	1.0 ul	Dil. Factor:	1.0000		
Method:	8270_SIM_HP21585	Limit Group:	MSSV - 8270D_E SIM		
Column:	DB-5MS 20m 0.25mm (0.25 mm)	Detector	MS SCAN		

17 Fluorene, CAS: 86-73-7

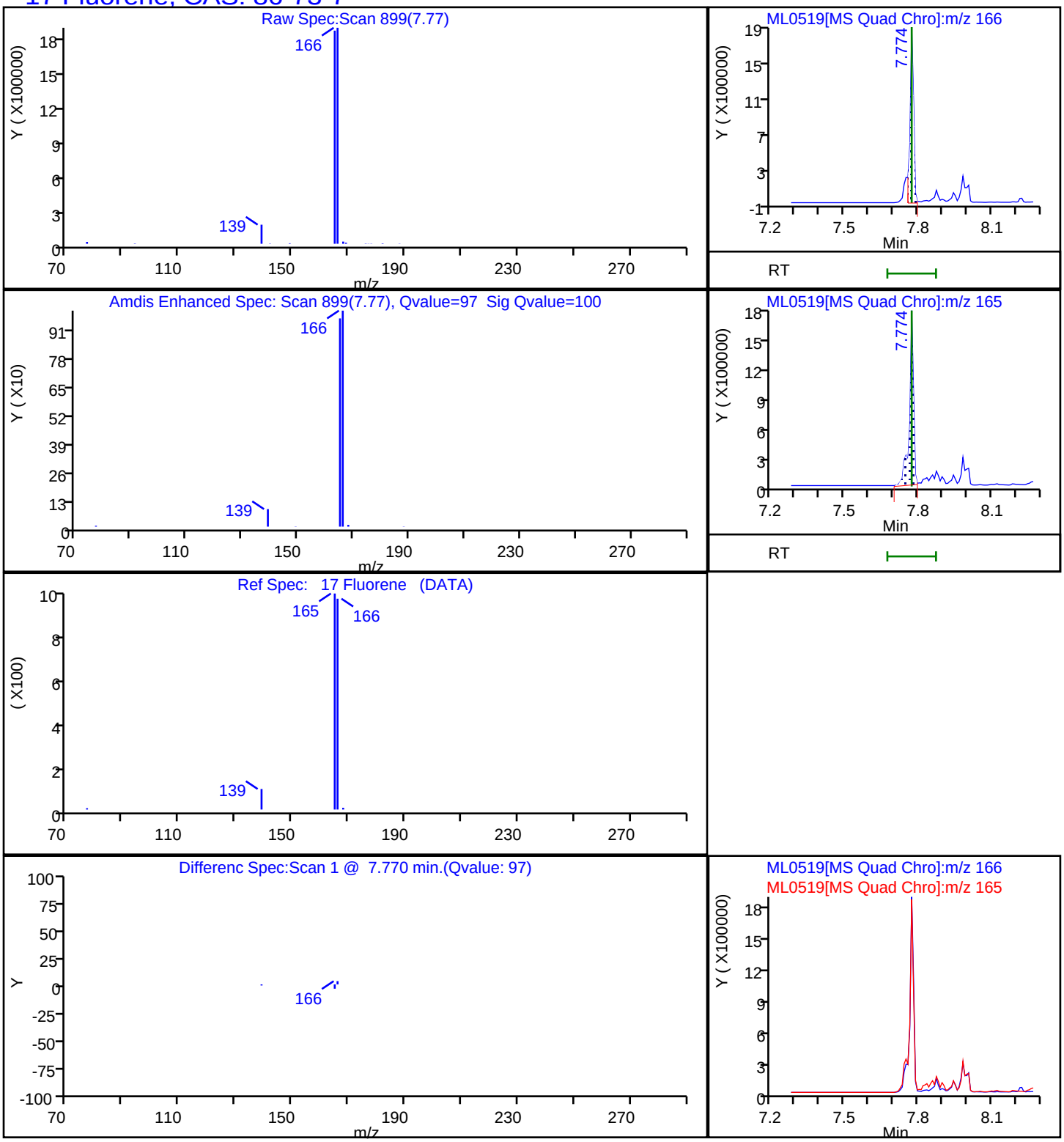

Manual Integration/User Assign Peak Report

Eurofins Lancaster Laboratories Environment Testing, LLC

Data File:	\\chromfs\Lancaster\ChromData\HP21585\20221228-74077.b\ML0519.D				
Injection Date:	28-Dec-2022 11:10:08	Instrument ID:	HP21585		
Lims ID:	410-110319-D-14-A	Lab Sample ID:	410-110319-14		
Client ID:	DUP-20221220				
Operator ID:	jmg00346	ALS Bottle#:	0	Worklist Smp#:	20
Injection Vol:	1.0 ul	Dil. Factor:	1.0000		
Method:	8270_SIM_HP21585	Limit Group:	MSSV - 8270D_E SIM		
Column:	DB-5MS 20m 0.25mm (0.25 mm)	Detector	MS SCAN		

12 Acenaphthylene, CAS: 208-96-8

Signal: 1

Processing Integration Results

RT: 7.12
Area: 744814
Amount: 0.600339
Amount Units: ug/ml

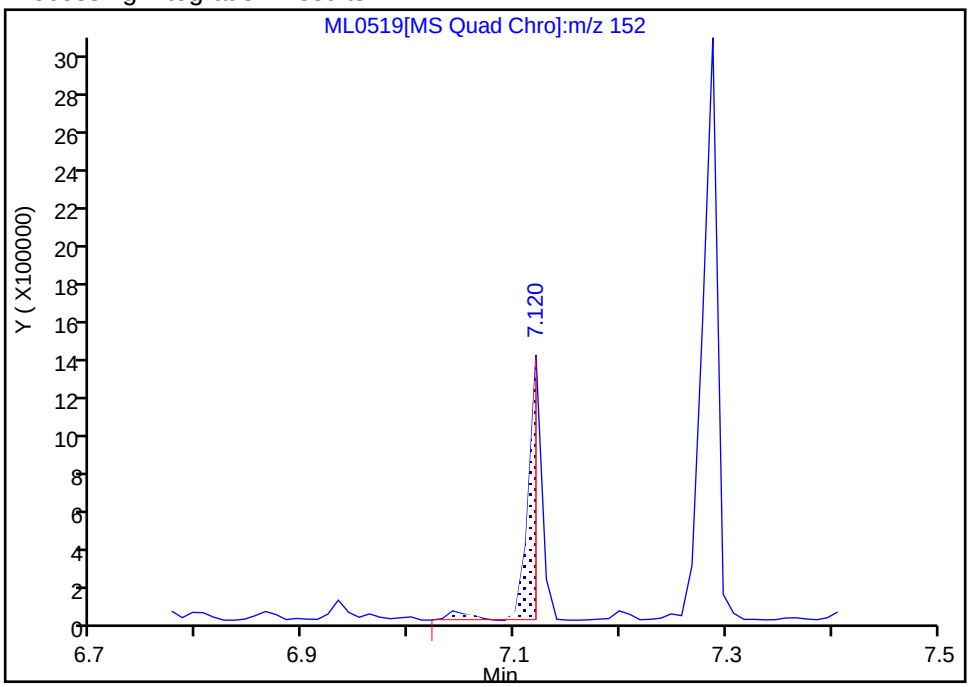

Manual Integration Results

RT: 7.12
Area: 1230214
Amount: 0.991583
Amount Units: ug/ml

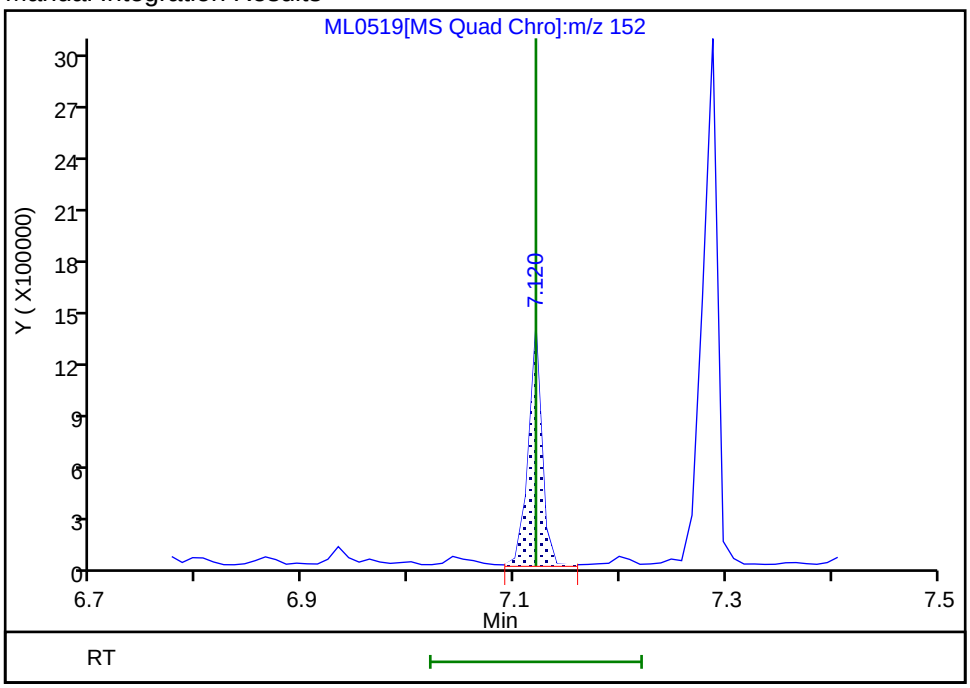

Reviewer: SJ89, 28-Dec-2022 19:23:54
Audit Action: Manually Integrated Audit Reason: Baseline

Manual Integration/User Assign Peak Report

Eurofins Lancaster Laboratories Environment Testing, LLC

Data File:	\\chromfs\Lancaster\ChromData\HP21585\20221228-74077.b\ML0519.D				
Injection Date:	28-Dec-2022 11:10:08	Instrument ID:	HP21585		
Lims ID:	410-110319-D-14-A	Lab Sample ID:	410-110319-14		
Client ID:	DUP-20221220				
Operator ID:	jmg00346	ALS Bottle#:	0	Worklist Smp#:	20
Injection Vol:	1.0 ul	Dil. Factor:	1.0000		
Method:	8270_SIM_HP21585	Limit Group:	MSSV - 8270D_E SIM		
Column:	DB-5MS 20m 0.25mm (0.25 mm)	Detector	MS SCAN		

37 Benzo[a]pyrene, CAS: 50-32-8

Signal: 1

Processing Integration Results

RT: 12.98
Area: 3168
Amount: 0.001960
Amount Units: ug/ml

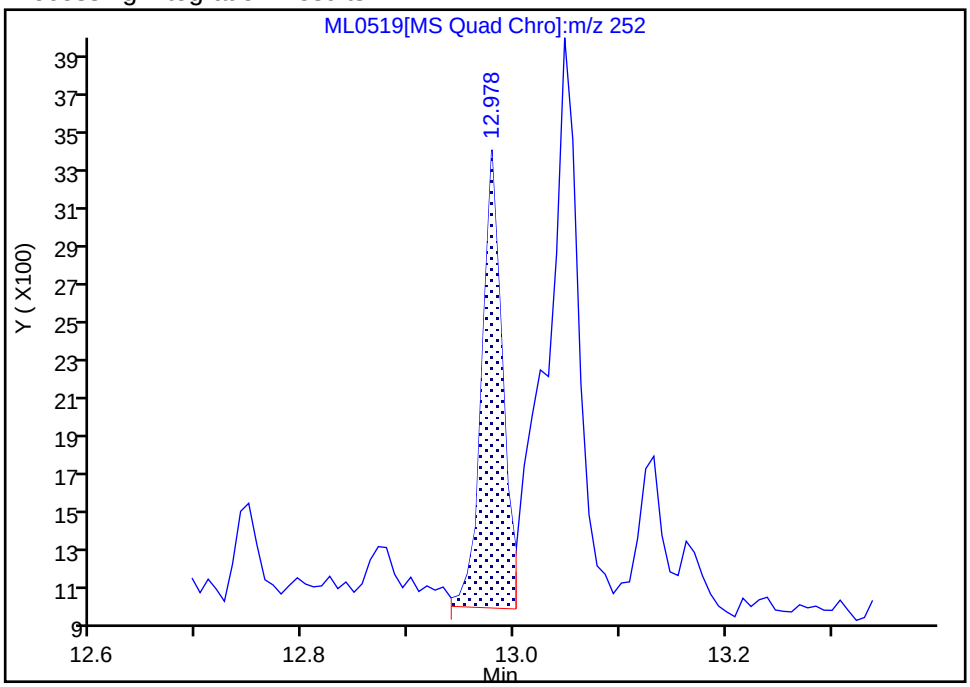

Manual Integration Results

RT: 13.05
Area: 4613
Amount: 0.002853
Amount Units: ug/ml

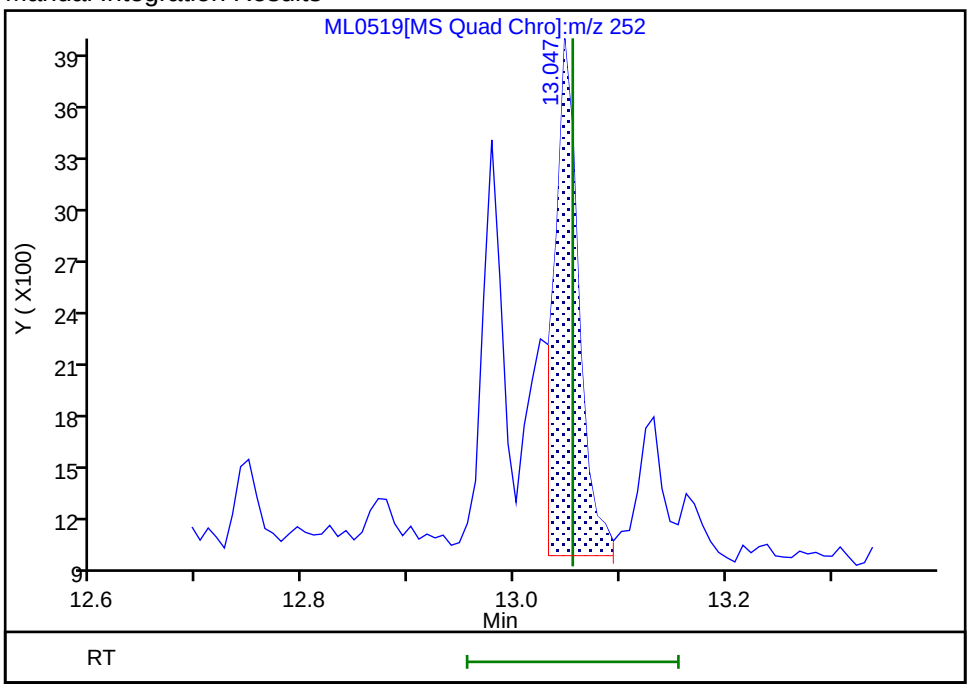

Reviewer: SJ89, 28-Dec-2022 19:24:42
Audit Action: Assigned Compound ID Audit Reason: Baseline

Manual Integration/User Assign Peak Report

Eurofins Lancaster Laboratories Environment Testing, LLC

Data File:	\\chromfs\Lancaster\ChromData\HP21585\20221228-74077.b\ML0519.D				
Injection Date:	28-Dec-2022 11:10:08	Instrument ID:	HP21585		
Lims ID:	410-110319-D-14-A	Lab Sample ID:	410-110319-14		
Client ID:	DUP-20221220				
Operator ID:	jmg00346	ALS Bottle#:	0	Worklist Smp#:	20
Injection Vol:	1.0 ul	Dil. Factor:	1.0000		
Method:	8270_SIM_HP21585	Limit Group:	MSSV - 8270D_E SIM		
Column:	DB-5MS 20m 0.25mm (0.25 mm)	Detector	MS SCAN		

34 Benzo[k]fluoranthene, CAS: 207-08-9

Signal: 1

Processing Integration Results

RT: 12.75
Area: 950
Amount: 0.000502
Amount Units: ug/ml

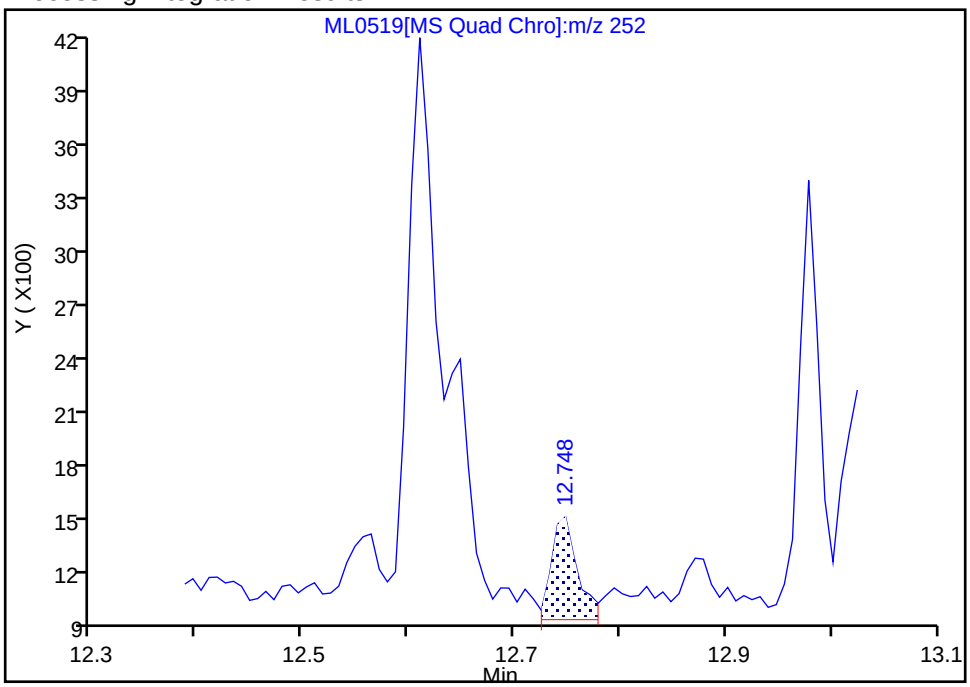

Manual Integration Results

RT: 12.65
Area: 2202
Amount: 0.001164
Amount Units: ug/ml

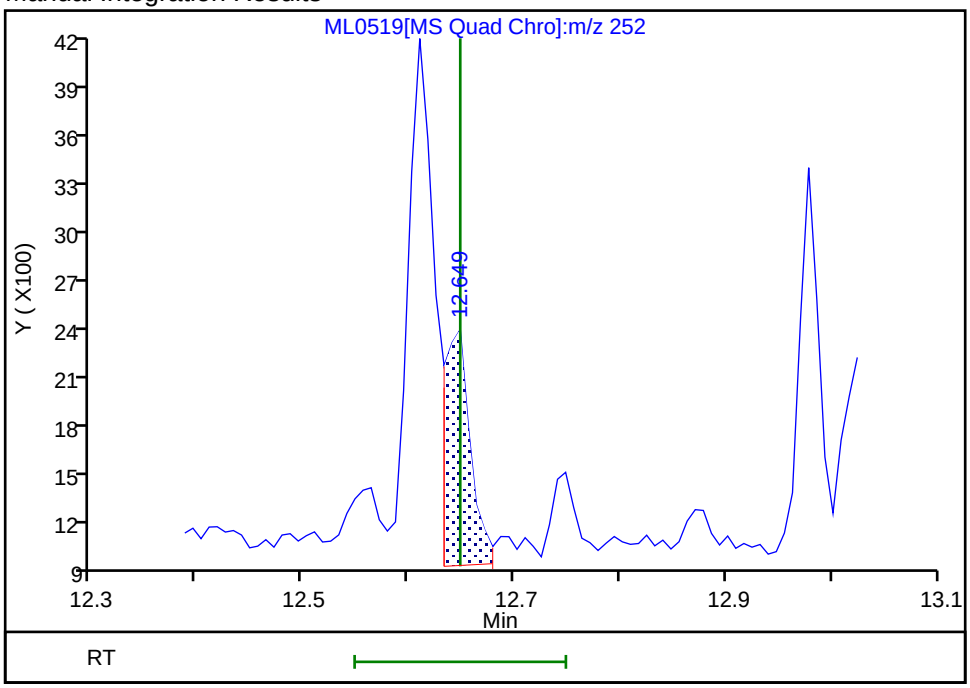

Reviewer: SJ89, 28-Dec-2022 19:24:38

Audit Action: Manually Integrated Audit Reason: Baseline

Manual Integration/User Assign Peak Report

Eurofins Lancaster Laboratories Environment Testing, LLC

Data File:	\\chromfs\Lancaster\ChromData\HP21585\20221228-74077.b\ML0519.D				
Injection Date:	28-Dec-2022 11:10:08	Instrument ID:	HP21585		
Lims ID:	410-110319-D-14-A	Lab Sample ID:	410-110319-14		
Client ID:	DUP-20221220				
Operator ID:	jmg00346	ALS Bottle#:	0	Worklist Smp#:	20
Injection Vol:	1.0 ul	Dil. Factor:	1.0000		
Method:	8270_SIM_HP21585	Limit Group:	MSSV - 8270D_E SIM		
Column:	DB-5MS 20m 0.25mm (0.25 mm)	Detector	MS SCAN		

17 Fluorene, CAS: 86-73-7

Signal: 1

Processing Integration Results

RT: 7.77
Area: 2048529
Amount: 2.262256
Amount Units: ug/ml

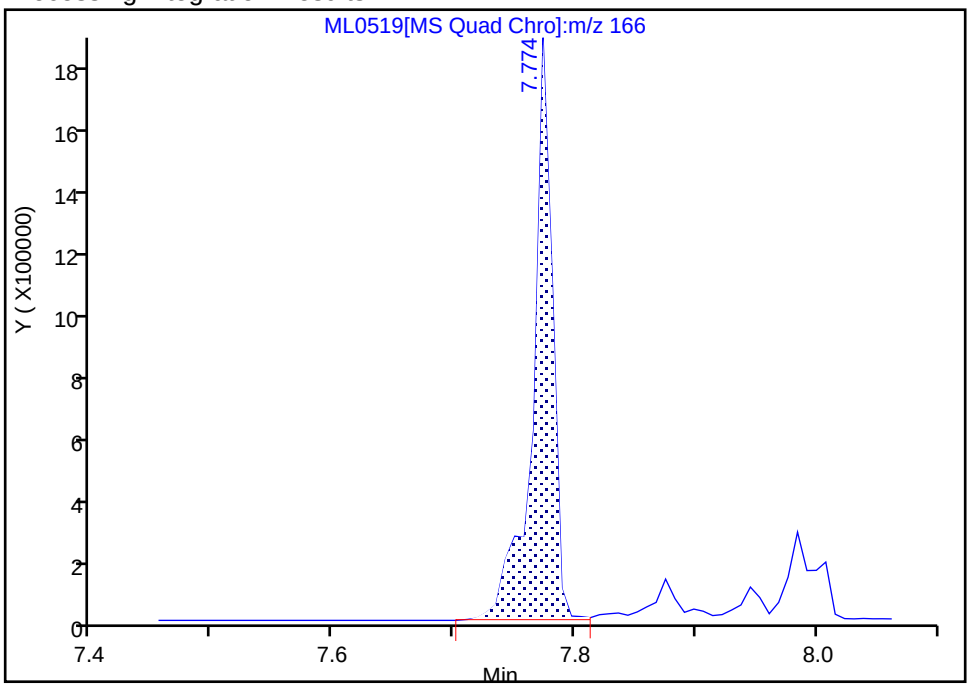

Manual Integration Results

RT: 7.77
Area: 1729049
Amount: 1.909444
Amount Units: ug/ml

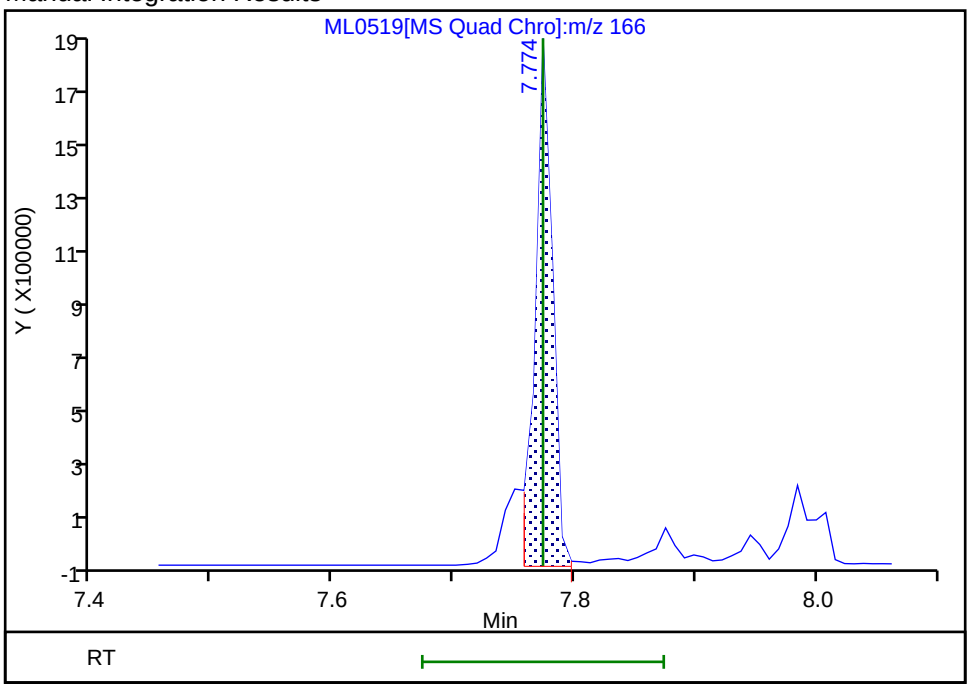

Reviewer: SJ89, 28-Dec-2022 19:24:05

Audit Action: Manually Integrated Audit Reason: Baseline

Manual Integration/User Assign Peak Report

Eurofins Lancaster Laboratories Environment Testing, LLC

Data File:	\\chromfs\Lancaster\ChromData\HP21585\20221228-74077.b\ML0519.D				
Injection Date:	28-Dec-2022 11:10:08	Instrument ID:	HP21585		
Lims ID:	410-110319-D-14-A	Lab Sample ID:	410-110319-14		
Client ID:	DUP-20221220				
Operator ID:	jmg00346	ALS Bottle#:	0	Worklist Smp#:	20
Injection Vol:	1.0 ul	Dil. Factor:	1.0000		
Method:	8270_SIM_HP21585	Limit Group:	MSSV - 8270D_E SIM		
Column:	DB-5MS 20m 0.25mm (0.25 mm)	Detector	MS SCAN		

40 Indeno[1,2,3-cd]pyrene, CAS: 193-39-5

Signal: 1

Processing Integration Results

RT: 14.65
Area: 9507
Amount: 0.006919
Amount Units: ug/ml

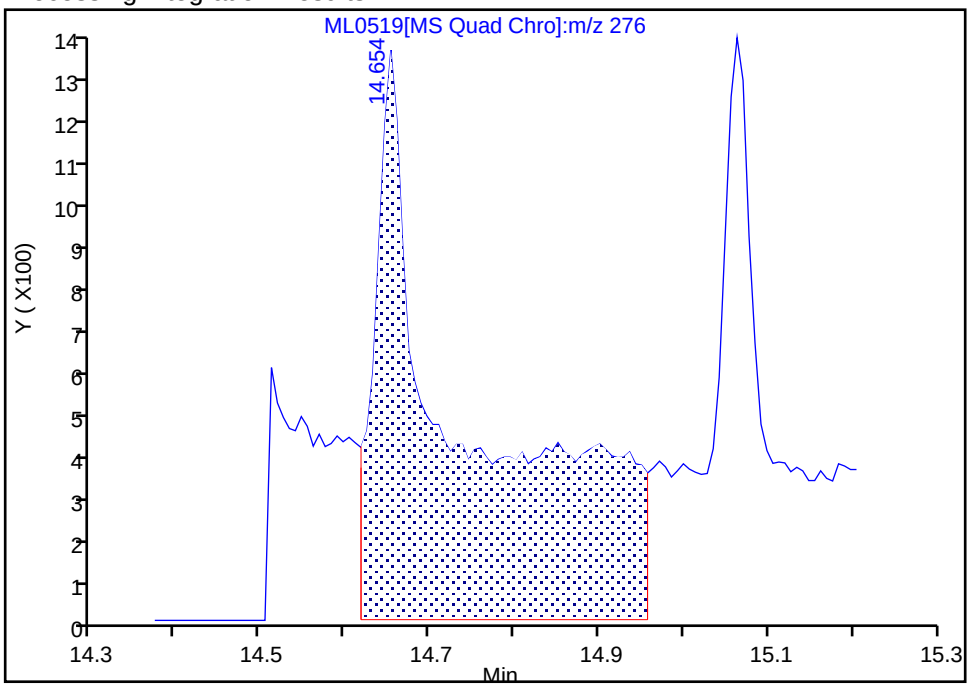

Manual Integration Results

RT: 14.65
Area: 1966
Amount: 0.001431
Amount Units: ug/ml

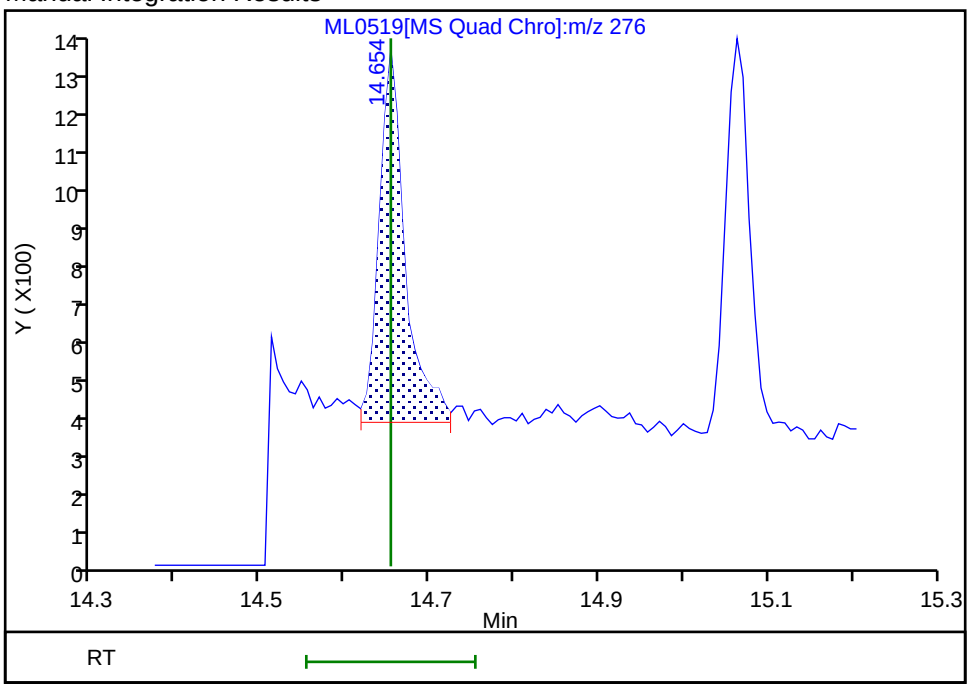

Reviewer: SJ89, 28-Dec-2022 19:24:52
Audit Action: Manually Integrated Audit Reason: Baseline

Manual Integration/User Assign Peak Report

Eurofins Lancaster Laboratories Environment Testing, LLC

Data File:	\\chromfs\Lancaster\ChromData\HP21585\20221228-74077.b\ML0519.D				
Injection Date:	28-Dec-2022 11:10:08	Instrument ID:	HP21585		
Lims ID:	410-110319-D-14-A	Lab Sample ID:	410-110319-14		
Client ID:	DUP-20221220				
Operator ID:	jmg00346	ALS Bottle#:	0	Worklist Smp#:	20
Injection Vol:	1.0 ul	Dil. Factor:	1.0000		
Method:	8270_SIM_HP21585	Limit Group:	MSSV - 8270D_E SIM		
Column:	DB-5MS 20m 0.25mm (0.25 mm)	Detector	MS SCAN		

* 13 Acenaphthene-d10, CAS: 15067-26-2

Signal: 1

Processing Integration Results

RT: 7.26
Area: 176759
Amount: 0.250000
Amount Units: ug/ml

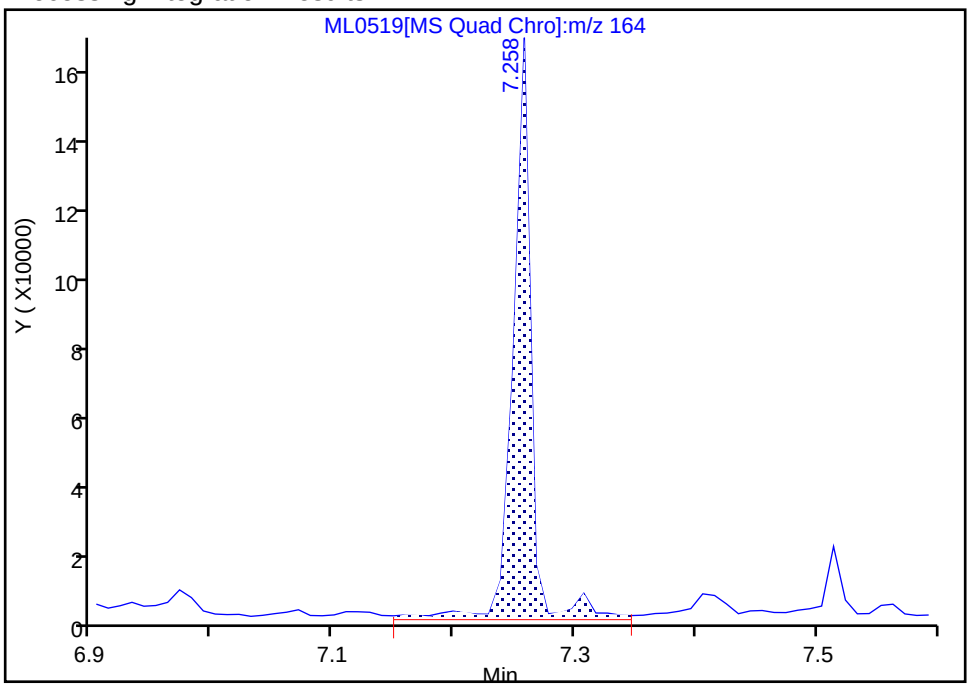

Manual Integration Results

RT: 7.26
Area: 153602
Amount: 0.250000
Amount Units: ug/ml

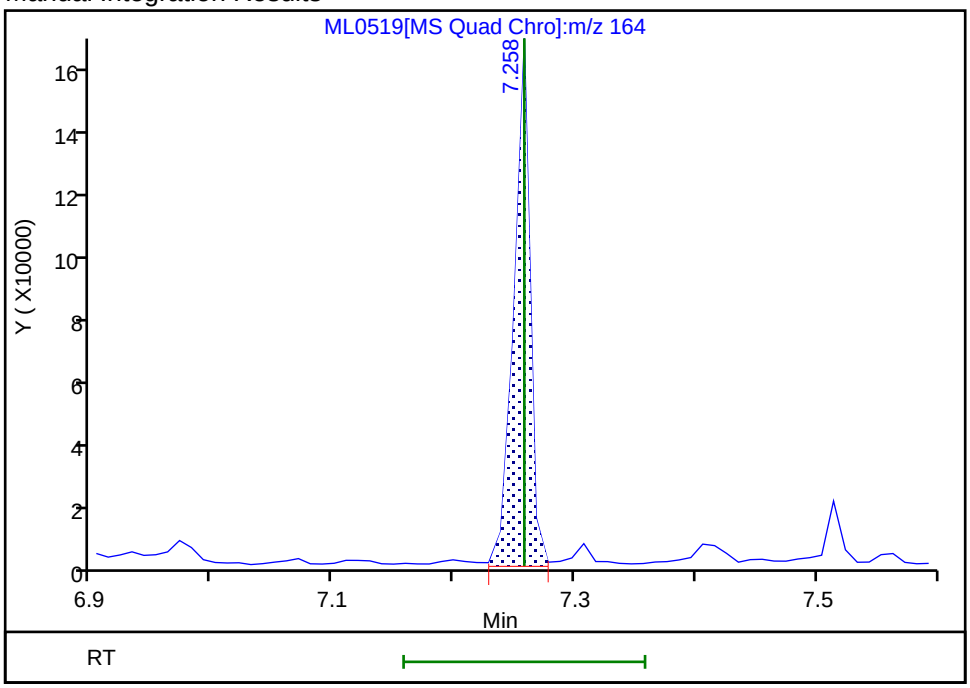

Reviewer: SJ89, 28-Dec-2022 19:23:37
Audit Action: Manually Integrated Audit Reason: Baseline

Manual Integration/User Assign Peak Report

Eurofins Lancaster Laboratories Environment Testing, LLC

Data File:	\\chromfs\Lancaster\ChromData\HP21585\20221228-74077.b\ML0519.D				
Injection Date:	28-Dec-2022 11:10:08	Instrument ID:	HP21585		
Lims ID:	410-110319-D-14-A	Lab Sample ID:	410-110319-14		
Client ID:	DUP-20221220				
Operator ID:	jmg00346	ALS Bottle#:	0	Worklist Smp#:	20
Injection Vol:	1.0 ul	Dil. Factor:	1.0000		
Method:	8270_SIM_HP21585	Limit Group:	MSSV - 8270D_E SIM		
Column:	DB-5MS 20m 0.25mm (0.25 mm)	Detector	MS SCAN		

* 29 Chrysene-d12, CAS: 1719-03-5

Signal: 1

Processing Integration Results

RT: 11.27
Area: 292307
Amount: 0.250000
Amount Units: ug/ml

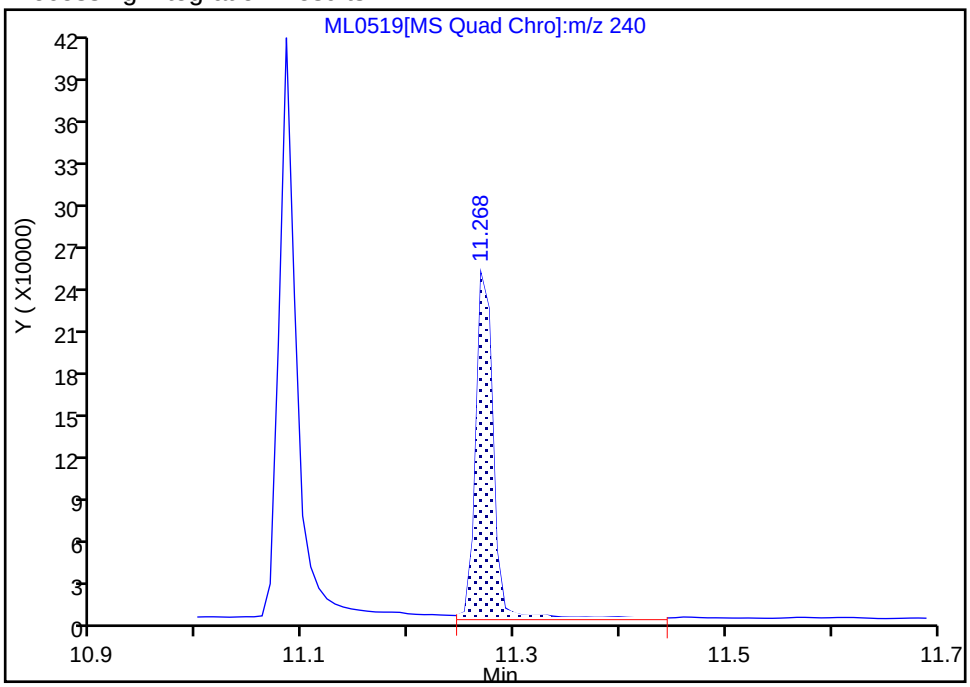

Manual Integration Results

RT: 11.27
Area: 265878
Amount: 0.250000
Amount Units: ug/ml

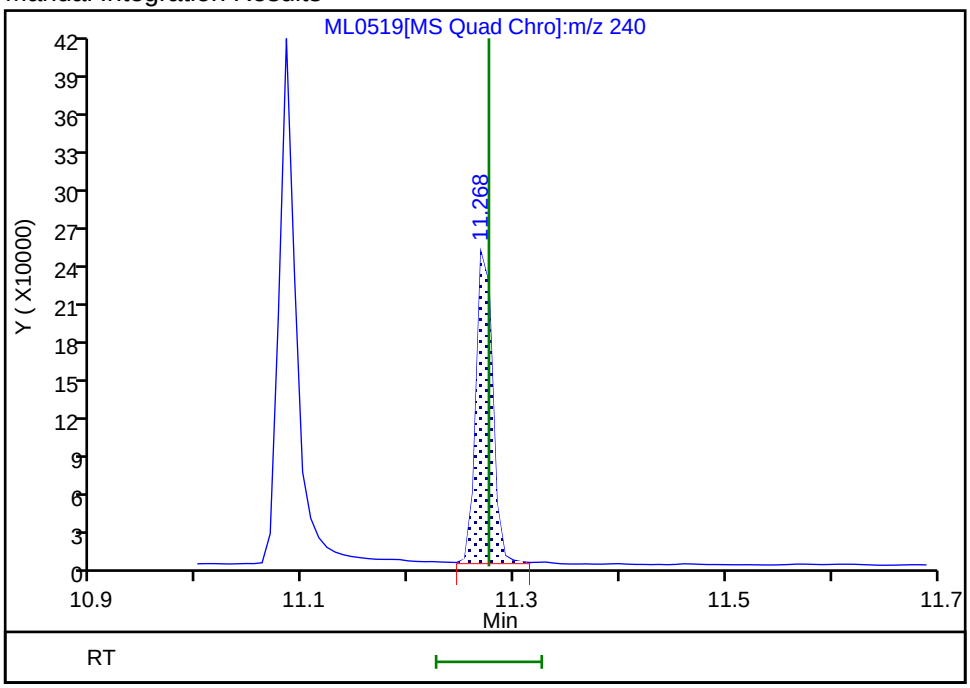

Reviewer: SJ89, 28-Dec-2022 19:23:46

Audit Action: Manually Integrated Audit Reason: Baseline

FORM I
GC/MS SEMI VOA ORGANICS ANALYSIS DATA SHEET

Lab Name: Eurofins Lancaster Laboratories Environment Testing, LLC
Job No.: 410-110319-1

SDG No.:

Client Sample ID: DUP-20221220 DL
Lab Sample ID: 410-110319-14 DL

Matrix: Groundwater
Lab File ID: NL1207.D

Analysis Method: 8270E SIM
Date Collected: 12/20/2022 00:00

Extract. Method: 3510C
Date Extracted: 12/27/2022 16:45

Sample wt/vol: 241.5(mL)
Date Analyzed: 12/29/2022 06:05

Con. Extract Vol.: 1(mL)
Dilution Factor: 10

Injection Volume: 1(uL)
GC Column: DB-5MS 30m 0.25 ID: 0.25(mm)

% Moisture: % Solids:
GPC Cleanup:(Y/N) N

Cleanup Factor:
Level: (low/med) Low

Analysis Batch No.: 331032
Units: ug/L

CAS NO.	COMPOUND NAME	RESULT	Q	RL	MDL
83-32-9	Acenaphthene	30		0.52	0.10
206-44-0	Fluoranthene	10		0.52	0.10
91-20-3	Naphthalene	67		0.72	0.31
85-01-8	Phenanthrene	15		0.72	0.31
129-00-0	Pyrene	11		0.52	0.10

CAS NO.	SURROGATE	%REC	Q	LIMITS
63466-71-7	Benzo(a)pyrene-d12 (Surr)	61		10-110
38072-94-5	1-Methylnaphthalene-d10 (Surr)	80		36-111
93951-69-0	Fluoranthene-d10 (Surr)	78		47-128

Eurofins Lancaster Laboratories Environment Testing, LLC
Target Compound Quantitation Report

Data File:	\\chromfs\Lancaster\ChromData\HP23263\20221229-74172.b\NL1207.D				
Lims ID:	410-110319-D-14-A DL				
Client ID:	DUP-20221220				
Sample Type:	Client				
Inject. Date:	29-Dec-2022 06:05:30	ALS Bottle#:	8	Worklist Smp#:	8
Injection Vol:	1.0 ul	Dil. Factor:	10.0000		
Sample Info:	410-110319-D-14-A				
Misc. Info.:	410-0074172-008				
Operator ID:	jmg00346	Instrument ID:	HP23263		

Method:	\\chromfs\Lancaster\ChromData\HP23263\20221229-74172.b\8270_SIM_HP23263.m		
Limit Group:	MSSV - 8270D_E SIM		
Last Update:	30-Dec-2022 03:52:05	Calib Date:	05-Oct-2022 11:42:30
Integrator:	Falcon	ID Type:	RT Order ID
Quant Method:	Internal Standard	Quant By:	Initial Calibration
Last ICal File:	\\chromfs\Lancaster\ChromData\HP23263\20221005-67959.b\NJ0026.D		

Column 1 :	DB-5MS 20m 0.25mm (0.25 mm)	Det: MS SCAN
Process Host:	CTX1634	

First Level Reviewer: UJM0 Date: 29-Dec-2022 06:38:45

Compound	Sig	RT (min.)	Adj RT (min.)	Dlt RT (min.)	Q	Response	OnCol Amt ug/ml	Flags
* 4 1,4-Dichlorobenzene-d4	152	4.532	4.531	0.001	84	36567	0.2500	
* 5 Naphthalene-d8	136	5.731	5.744	-0.013	100	113729	0.2500	
6 Naphthalene	128	5.756	5.731	0.000	100	747751	1.62	
$ 9 1-Methylnaphthalene-d10	152	6.476	6.499	0.000	98	4195	0.0201	
12 Acenaphthylene	152	7.268	7.277	-0.009	99	40469	0.0931	
* 13 Acenaphthene-d10	164	7.408	7.408	0.000	96	51981	0.2500	
14 Acenaphthene	154	7.438	7.440	0.000	93	187928	0.7197	
17 Fluorene	166	7.928	7.928	0.000	99	53380	0.1853	
* 20 Phenanthrene-d10	188	8.816	8.824	-0.008	99	76667	0.2500	
21 Phenanthrene	178	8.840	8.847	0.000	100	135304	0.3725	
22 Anthracene	178	8.894	8.888	0.000	100	13829	0.0411	
$ 24 Fluoranthene-d10 (Surr)	212	9.955	9.959	0.000	98	5445	0.0195	
25 Fluoranthene	202	9.974	9.974	0.000	94	83630	0.2486	M
26 Pyrene	202	10.187	10.187	0.000	96	109128	0.2756	
28 Benzo[a]anthracene	228	11.466	11.466	0.000	19	4404	0.0153	M
* 29 Chrysene-d12	240	11.474	11.482	-0.008	82	53009	0.2500	
30 Chrysene	228	11.505	11.505	0.000	99	2762	0.009198	M
$ 36 Benzo(a)pyrene-d12 (Surr)	264	13.307	13.305	0.000	98	2876	0.0152	
* 38 Perylene-d12	264	13.422	13.430	-0.008	98	49413	0.2500	

QC Flag Legend

Processing Flags

Review Flags

M - Manually Integrated

Reagents:

MSS_RVSIM_IS_00032 Amount Added: 10.00 Units: uL Run Reagent

Report Date: 30-Dec-2022 03:53:05 Chrom Revision: 2.3 20-Dec-2022 14:14:06

Eurofins Lancaster Laboratories Environment Testing, LLC

Data File:	\\chromfs\Lancaster\ChromData\HP23263\20221229-74172.b\NL1207.D				
Injection Date:	29-Dec-2022 06:05:30	Instrument ID:	HP23263	Operator ID:	jmg00346
Lims ID:	410-110319-D-14-A DL	Lab Sample ID:	410-110319-14	Worklist Smp#:	8
Client ID:	DUP-20221220				
Injection Vol:	1.0 ul	Dil. Factor:	10.0000	ALS Bottle#:	8
Method:	8270_SIM_HP23263	Limit Group:	MSSV - 8270D_E SIM		

Column: DB-5MS 20m 0.25mm (0.25 mm)

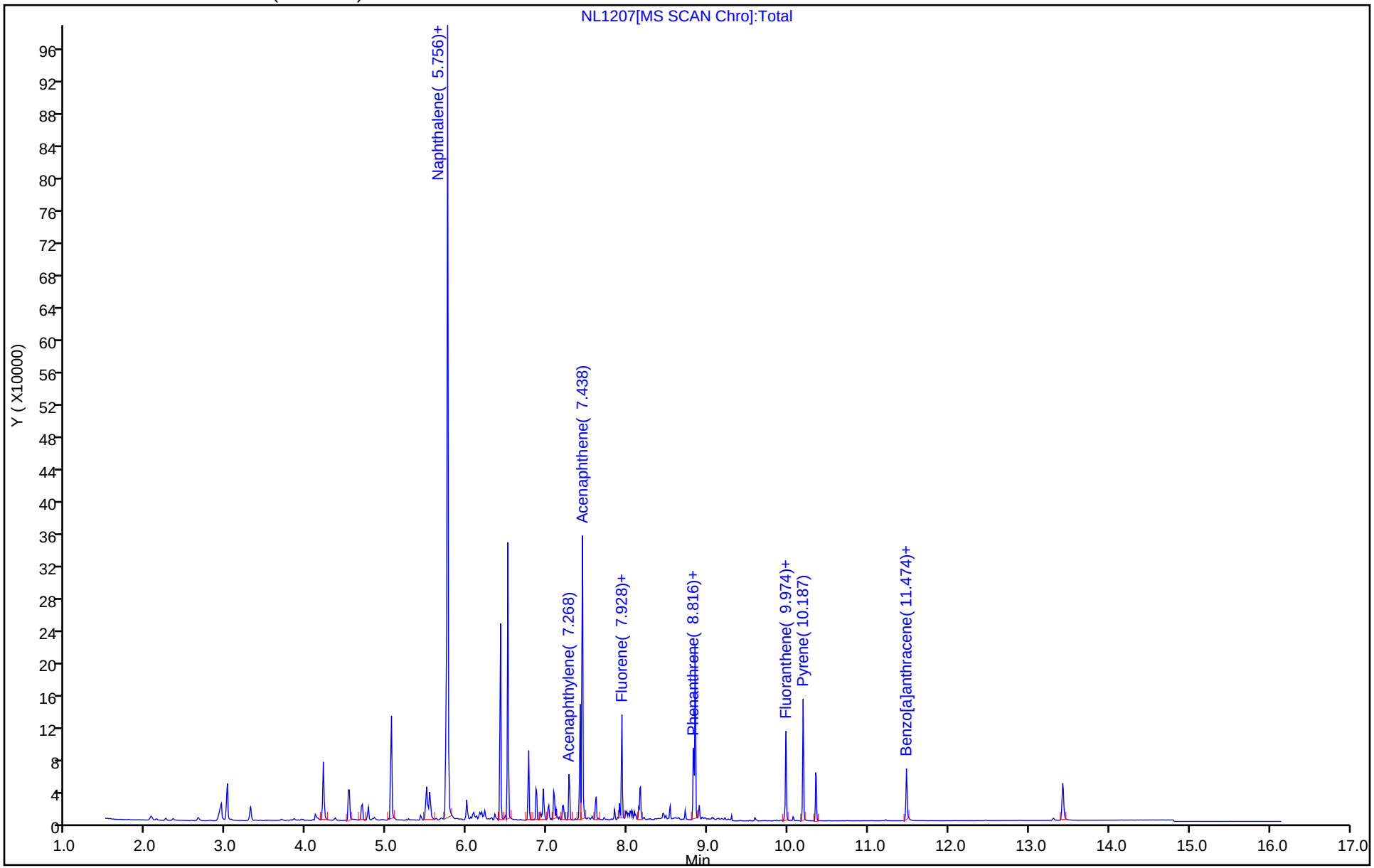

Eurofins Lancaster Laboratories Environment Testing, LLC

Recovery Report

Data File:	\\chromfs\Lancaster\ChromData\HP23263\20221229-74172.b\NL1207.D				
Lims ID:	410-110319-D-14-A DL				
Client ID:	DUP-20221220				
Sample Type:	Client				
Inject. Date:	29-Dec-2022 06:05:30	ALS Bottle#:	8	Worklist Smp#:	8
Injection Vol:	1.0 ul	Dil. Factor:	10.0000		
Sample Info:	410-110319-D-14-A				
Misc. Info.:	410-0074172-008				
Operator ID:	jmg00346	Instrument ID:	HP23263		

Method:	\\chromfs\Lancaster\ChromData\HP23263\20221229-74172.b\8270_SIM_HP23263.m		
Limit Group:	MSSV - 8270D_E SIM		
Last Update:	30-Dec-2022 03:52:05	Calib Date:	05-Oct-2022 11:42:30
Integrator:	Falcon	ID Type:	RT Order ID
Quant Method:	Internal Standard	Quant By:	Initial Calibration
Last ICal File:	\\chromfs\Lancaster\ChromData\HP23263\20221005-67959.b\NJ0026.D		

Column 1 :	DB-5MS 20m 0.25mm (0.25 mm)	Det: MS SCAN
Process Host:	CTX1634	

First Level Reviewer: UJM0 Date: 29-Dec-2022 06:38:45

Compound	Amount Added	Amount Recovered	% Rec.
$ 9 1-Methylnaphthalene-d10	0.2500	0.0201	80.21
$ 24 Fluoranthene-d10 (Surr)	0.2500	0.0195	77.93
$ 36 Benzo(a)pyrene-d12 (Surr)	0.2500	0.0152	60.64

Report Date: 30-Dec-2022 03:53:05 Chrom Revision: 2.3 20-Dec-2022 14:14:06

Eurofins Lancaster Laboratories Environment Testing, LLC

Data File:	\\chromfs\Lancaster\ChromData\HP23263\20221229-74172.b\NL1207.D				
Injection Date:	29-Dec-2022 06:05:30	Instrument ID:	HP23263		
Lims ID:	410-110319-D-14-A DL	Lab Sample ID:	410-110319-14		
Client ID:	DUP-20221220				
Operator ID:	jmg00346	ALS Bottle#:	8	Worklist Smp#:	8
Injection Vol:	1.0 ul	Dil. Factor:	10.0000		
Method:	8270_SIM_HP23263	Limit Group:	MSSV - 8270D_E SIM		
Column:	DB-5MS 20m 0.25mm (0.25 mm)	Detector	MS SCAN		

14 Acenaphthene, CAS: 83-32-9

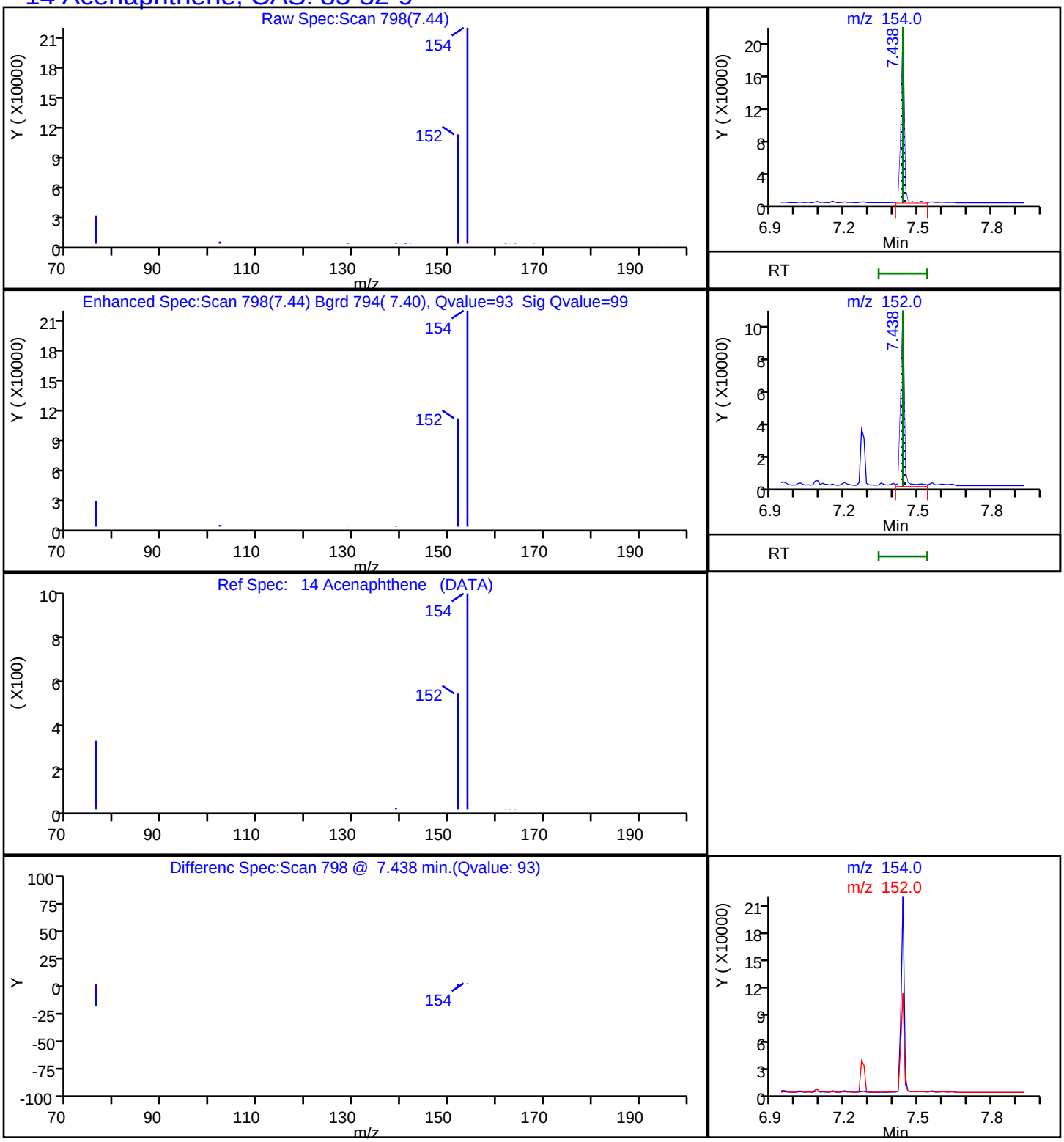

Report Date: 30-Dec-2022 03:53:05 Chrom Revision: 2.3 20-Dec-2022 14:14:06

Eurofins Lancaster Laboratories Environment Testing, LLC

Data File:	\\chromfs\Lancaster\ChromData\HP23263\20221229-74172.b\NL1207.D				
Injection Date:	29-Dec-2022 06:05:30	Instrument ID:	HP23263		
Lims ID:	410-110319-D-14-A DL	Lab Sample ID:	410-110319-14		
Client ID:	DUP-20221220				
Operator ID:	jmg00346	ALS Bottle#:	8	Worklist Smp#:	8
Injection Vol:	1.0 ul	Dil. Factor:	10.0000		
Method:	8270_SIM_HP23263	Limit Group:	MSSV - 8270D_E SIM		
Column:	DB-5MS 20m 0.25mm (0.25 mm)	Detector	MS SCAN		

25 Fluoranthene, CAS: 206-44-0

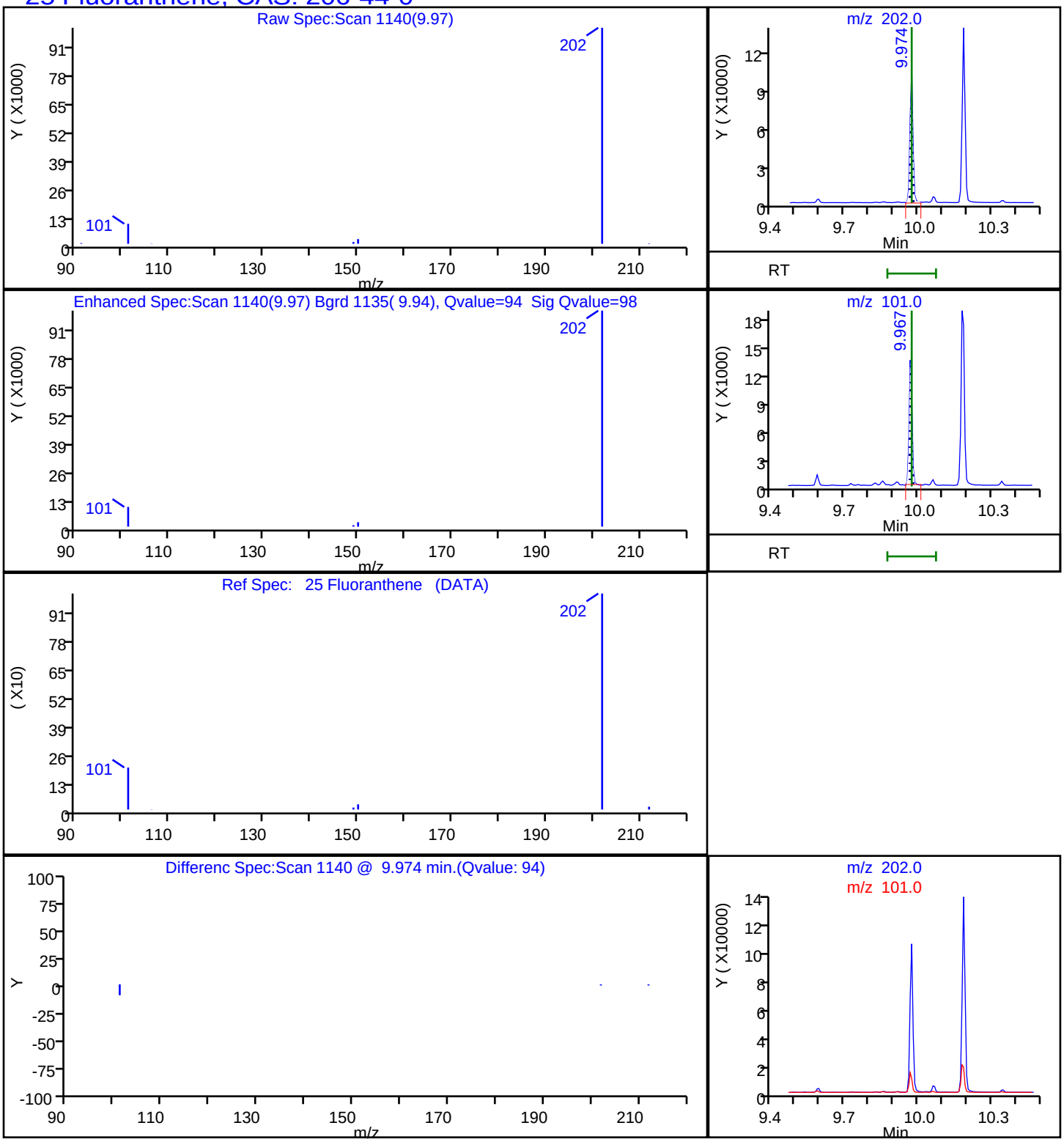

Report Date: 30-Dec-2022 03:53:05 Chrom Revision: 2.3 20-Dec-2022 14:14:06

Eurofins Lancaster Laboratories Environment Testing, LLC

Data File:	\\chromfs\Lancaster\ChromData\HP23263\20221229-74172.b\NL1207.D				
Injection Date:	29-Dec-2022 06:05:30	Instrument ID:	HP23263		
Lims ID:	410-110319-D-14-A DL	Lab Sample ID:	410-110319-14		
Client ID:	DUP-20221220				
Operator ID:	jmg00346	ALS Bottle#:	8	Worklist Smp#:	8
Injection Vol:	1.0 ul	Dil. Factor:	10.0000		
Method:	8270_SIM_HP23263	Limit Group:	MSSV - 8270D_E SIM		
Column:	DB-5MS 20m 0.25mm (0.25 mm)	Detector	MS SCAN		

6 Naphthalene, CAS: 91-20-3

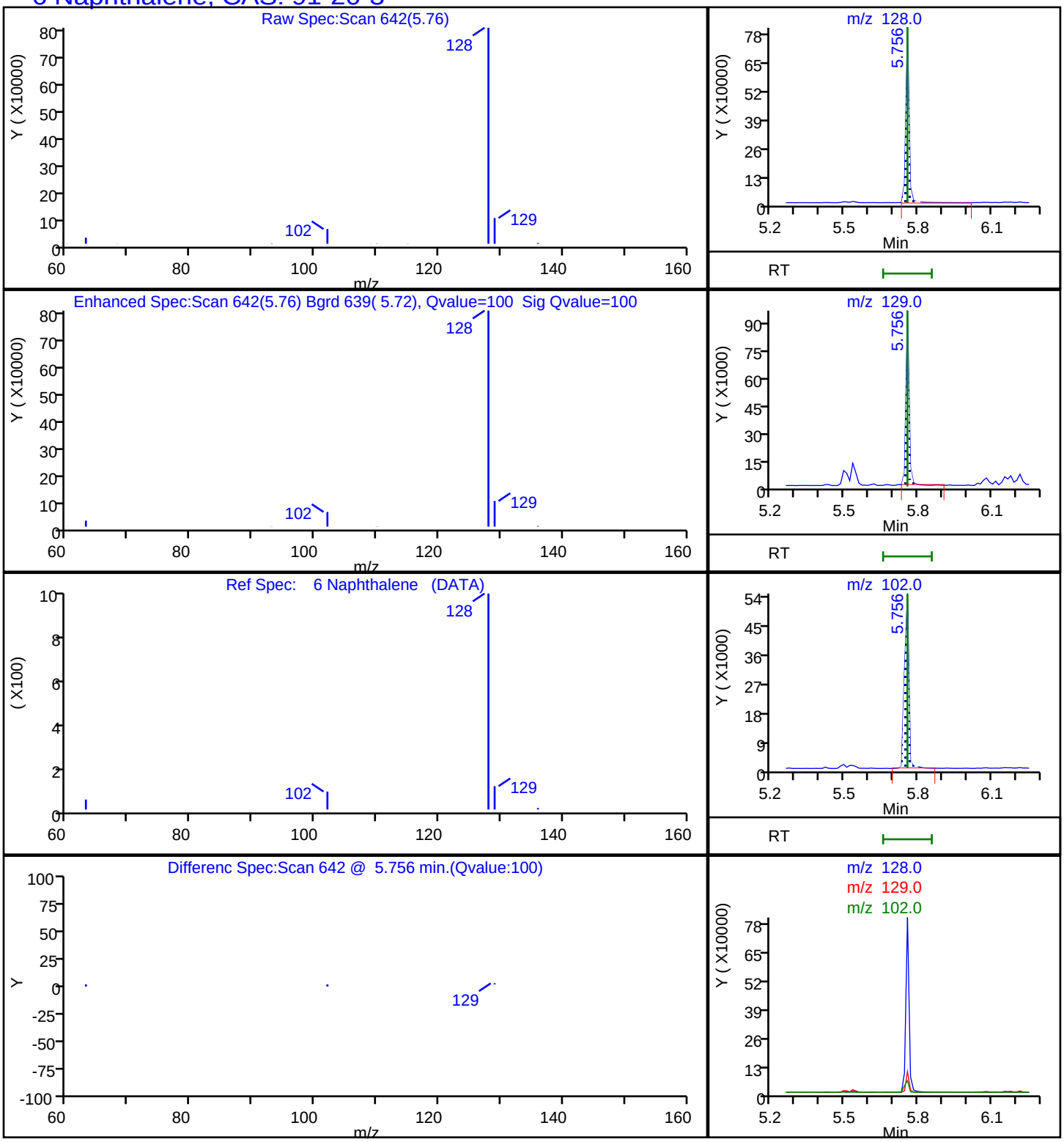

Report Date: 30-Dec-2022 03:53:05 Chrom Revision: 2.3 20-Dec-2022 14:14:06

Eurofins Lancaster Laboratories Environment Testing, LLC

Data File:	\\chromfs\Lancaster\ChromData\HP23263\20221229-74172.b\NL1207.D				
Injection Date:	29-Dec-2022 06:05:30	Instrument ID:	HP23263		
Lims ID:	410-110319-D-14-A DL	Lab Sample ID:	410-110319-14		
Client ID:	DUP-20221220				
Operator ID:	jmg00346	ALS Bottle#:	8	Worklist Smp#:	8
Injection Vol:	1.0 ul	Dil. Factor:	10.0000		
Method:	8270_SIM_HP23263	Limit Group:	MSSV - 8270D_E SIM		
Column:	DB-5MS 20m 0.25mm (0.25 mm)	Detector	MS SCAN		

21 Phenanthrene, CAS: 85-01-8

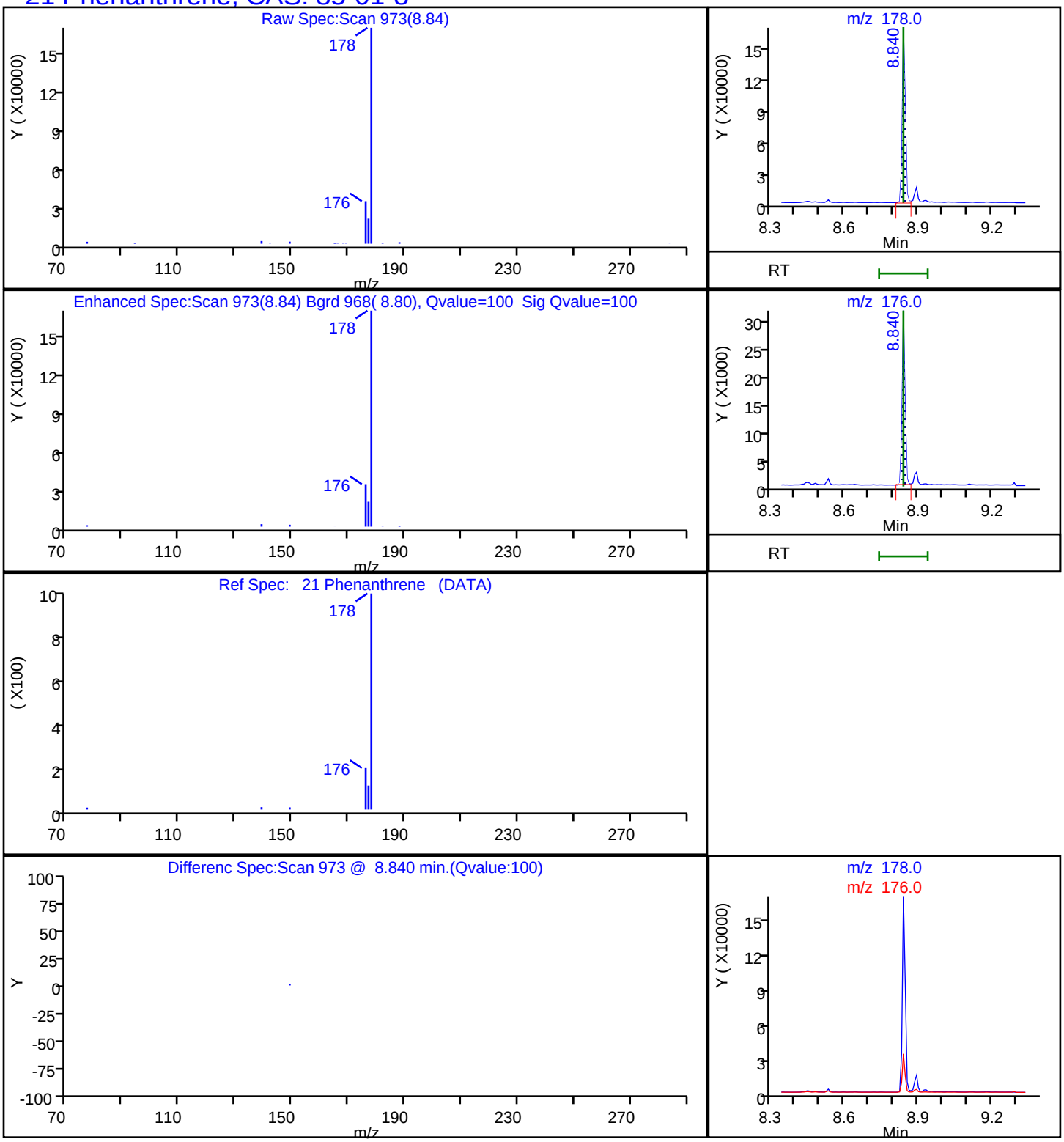

Report Date: 30-Dec-2022 03:53:05 Chrom Revision: 2.3 20-Dec-2022 14:14:06

Eurofins Lancaster Laboratories Environment Testing, LLC

Data File:	\\chromfs\Lancaster\ChromData\HP23263\20221229-74172.b\NL1207.D				
Injection Date:	29-Dec-2022 06:05:30	Instrument ID:	HP23263		
Lims ID:	410-110319-D-14-A DL	Lab Sample ID:	410-110319-14		
Client ID:	DUP-20221220				
Operator ID:	jmg00346	ALS Bottle#:	8	Worklist Smp#:	8
Injection Vol:	1.0 ul	Dil. Factor:	10.0000		
Method:	8270_SIM_HP23263	Limit Group:	MSSV - 8270D_E SIM		
Column:	DB-5MS 20m 0.25mm (0.25 mm)	Detector	MS SCAN		

26 Pyrene, CAS: 129-00-0

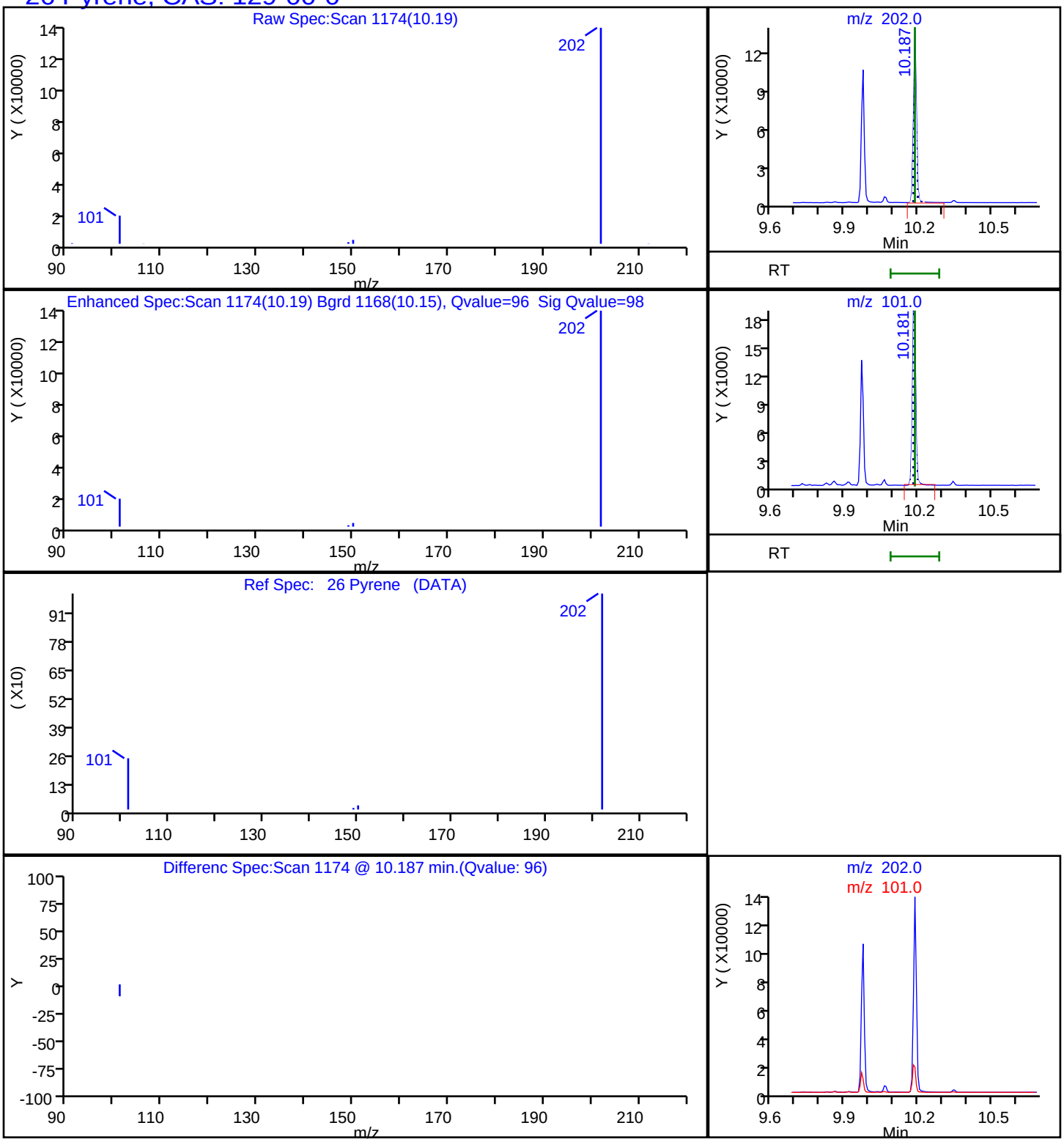

Manual Integration/User Assign Peak Report

Eurofins Lancaster Laboratories Environment Testing, LLC

Data File:	\\chromfs\Lancaster\ChromData\HP23263\20221229-74172.b\NL1207.D				
Injection Date:	29-Dec-2022 06:05:30	Instrument ID:	HP23263		
Lims ID:	410-110319-D-14-A DL	Lab Sample ID:	410-110319-14		
Client ID:	DUP-20221220				
Operator ID:	jmg00346	ALS Bottle#:	8	Worklist Smp#:	8
Injection Vol:	1.0 ul	Dil. Factor:	10.0000		
Method:	8270_SIM_HP23263	Limit Group:	MSSV - 8270D_E SIM		
Column:	DB-5MS 20m 0.25mm (0.25 mm)	Detector	MS SCAN		

25 Fluoranthene, CAS: 206-44-0

Signal: 1

Processing Integration Results

RT: 9.97
Area: 88177
Amount: 0.262150
Amount Units: ug/ml

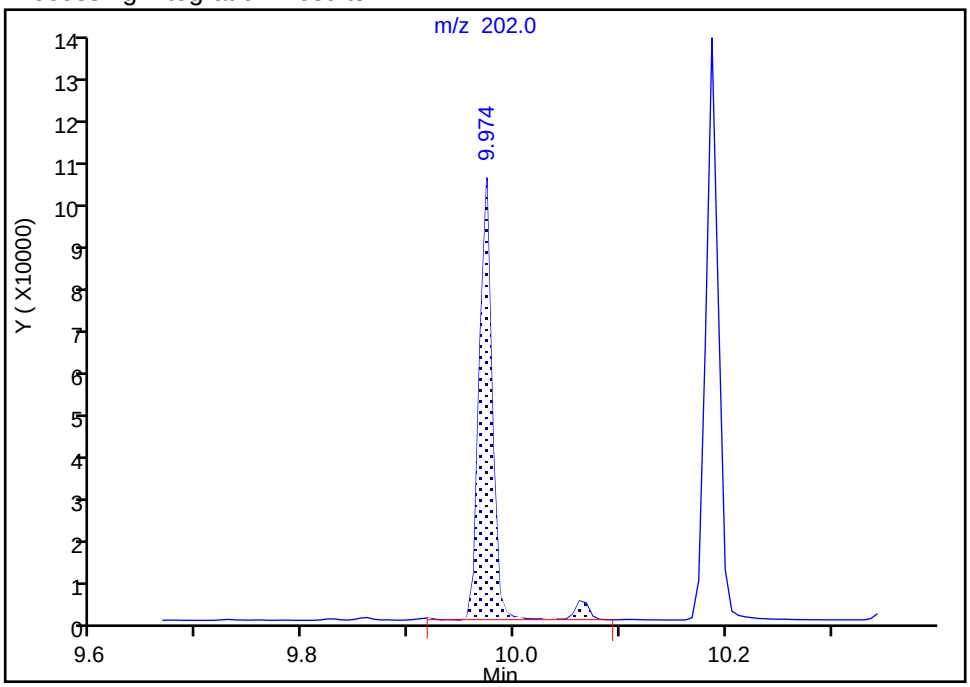

Manual Integration Results

RT: 9.97
Area: 83630
Amount: 0.248631
Amount Units: ug/ml

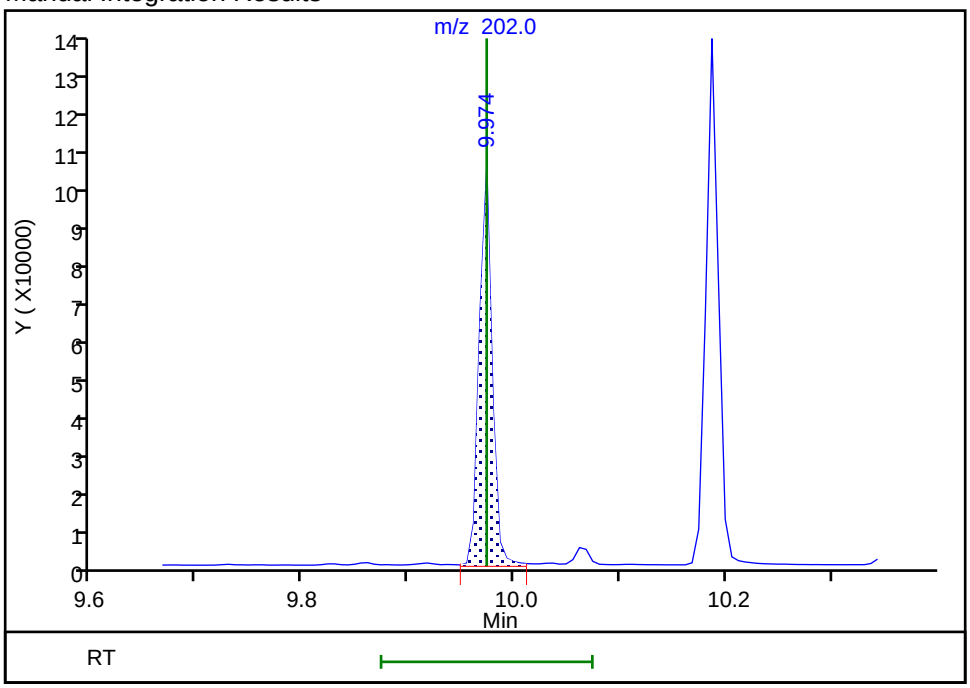

Reviewer: UJM0, 29-Dec-2022 06:38:15

Audit Action: Manually Integrated Audit Reason: Baseline

FORM VI
GC/MS SEMI VOA BY INTERNAL STANDARD - INITIAL CALIBRATION DATA
CURVE EVALUATION

Lab Name: Eurofins Lancaster Laboratories Environment Testing, LLC Job No.: 410-110319-1 Analy Batch No.: 280637

SDG No.:

Instrument ID: HP21585 GC Column: DB-5MS 30m 0 ID: 0.25(mm) Heated Purge: (Y/N) N

Calibration Start Date: 07/28/2022 19:23 Calibration End Date: 07/28/2022 21:32 Calibration ID: 41344

Calibration Files

LEVEL:	LAB SAMPLE ID:	LAB FILE ID:
Level 1	IC 410-280637/7	MG1356.D
Level 2	IC 410-280637/6	MG1355.D
Level 3	IC 410-280637/5	MG1354.D
Level 4	ICIS 410-280637/2	MG1351b.D
Level 5	IC 410-280637/4	MG1353.D
Level 6	IC 410-280637/3	MG1352.D

ANALYTE	RRF					CURVE TYPE	COEFFICIENT			#	MIN RRF	%RSD /RSE	#	MAX %RSD /RSE	R^2 OR COD	#	MIN R^2 OR COD
	LVL 1 LVL 6	LVL 2	LVL 3	LVL 4	LVL 5		B	M1	M2								
1,4-Dioxane	0.7175 0.7237	0.6749	0.6963	0.7081	0.6981	Ave		0.7031				2.5		20.4			
N-Nitrosodimethylamine	0.7974 0.8944	0.8343	0.8685	0.8868	0.8819	Ave		0.8605				4.4		20.4			
Bis(2-chloroethyl)ether	0.4645 0.4170	0.4318	0.4487	0.4345	0.4281	Ave		0.4374				3.8		20.4			
Naphthalene	1.3329 1.1789	1.2558	1.2724	1.2442	1.2134	Ave		1.2496				4.2		20.4			
Quinoline	0.7337 0.7393	0.7061	0.7430	0.7495	0.7386	Ave		0.7350				2.1		20.4			
2-Methylnaphthalene	0.8294 0.7287	0.7723	0.7795	0.7663	0.7411	Ave		0.7695				4.6		20.4			
1-Methylnaphthalene	0.7613 0.6912	0.7162	0.7298	0.7159	0.6973	Ave		0.7186				3.5		20.4			
Dimethyl phthalate	1.0724 1.2388	1.3004	1.2890	1.3070	1.2541	Ave		1.2436				7.1		20.4			
Acenaphthylene	2.0606 2.1198	1.9343	1.9731	2.0304	1.9974	Ave		2.0193				3.3		20.4			
Acenaphthene	1.3005 1.2884	1.2228	1.2276	1.2645	1.2155	Ave		1.2532				2.9		20.4			
Dibenzofuran	2.0238 1.8952	1.9051	1.9100	1.8838	1.8016	Ave		1.9032				3.7		20.4			
Diethyl phthalate	0.9761 1.2203	1.2164	1.2244	1.2604	1.2490	Ave		1.1911				9.0		20.4			
Fluorene	1.5252 1.4961	1.4397	1.4586	1.4753	1.4479	Ave		1.4738				2.2		20.4			

Note: The M1 coefficient is the same as Ave RRF for an Ave curve type. RSD is calculated for Ave curve types. RSE is used for all other types.

FORM VI
GC/MS SEMI VOA BY INTERNAL STANDARD - INITIAL CALIBRATION DATA
CURVE EVALUATION

Lab Name: Eurofins Lancaster Laboratories Environment Testing, LLC Job No.: 410-110319-1 Analy Batch No.: 280637

SDG No.:

Instrument ID: HP21585 GC Column: DB-5MS 30m 0 ID: 0.25(mm) Heated Purge: (Y/N) N

Calibration Start Date: 07/28/2022 19:23 Calibration End Date: 07/28/2022 21:32 Calibration ID: 41344

ANALYTE	RRF					CURVE TYPE	COEFFICIENT			#	MIN RRF	%RSD /RSE	#	MAX %RSD /RSE	R^2 OR COD	#	MIN R^2 OR COD
	LVL 1 LVL 6	LVL 2	LVL 3	LVL 4	LVL 5		B	M1	M2								
N-Nitrosodiphenylamine	0.5247 0.4402	0.4964	0.4988	0.4942	0.4692	Ave		0.4872				6.0		20.4			
Hexachlorobenzene	0.2556 0.2325	0.2329	0.2370	0.2350	0.2266	Ave		0.2366				4.2		20.4			
Phenanthrene	1.2918 1.1750	1.1932	1.1887	1.1901	1.1552	Ave		1.1990				4.0		20.4			
Anthracene	1.1346 1.1591	1.0663	1.1012	1.1371	1.1112	Ave		1.1183				2.9		20.4			
Di-n-butyl phthalate	0.6558 0.8876	0.8927	0.9623	1.0282	1.0849	Ave		0.9186				16.3		20.4			
Fluoranthene	1.3486 1.3384	1.2629	1.2791	1.2874	1.2766	Ave		1.2988				2.7		20.4			
Pyrene	1.8780 1.5800	1.6271	1.6272	1.5918	1.5139	Ave		1.6363				7.7		20.4			
Butyl benzyl phthalate	0.2178 0.5059	0.2881	0.3294	0.3975	0.4494	Qua2	-0.012	0.3311	0.0191872						0.9970		0.9900
Benzo[a]anthracene	1.3787 1.3782	1.2615	1.2711	1.3017	1.2749	Ave		1.3110				4.1		20.4			
Chrysene	1.5822 1.4299	1.4788	1.4769	1.4561	1.3672	Ave		1.4652				4.8		20.4			
Bis(2-ethylhexyl) phthalate	0.3307 0.7479	0.4330	0.5049	0.5964	0.6723	Qua2	-0.018	0.5036	0.0270059						0.9970		0.9900
Di-n-octyl phthalate	0.5120 1.1675	0.6947	0.8122	0.9926	1.0959	Qua2	-0.034	0.8350	0.0385214						0.9950		0.9900
Benzo[b]fluoranthene	1.5361 1.3312	1.3490	1.3393	1.3498	1.2431	Ave		1.3581				7.1		20.4			
Benzo[k]fluoranthene	1.5267 1.3615	1.4375	1.4679	1.4877	1.4151	Ave		1.4494				4.0		20.4			
Benzo[e]pyrene	1.4246 1.2450	1.3171	1.3243	1.3204	1.2289	Ave		1.3101				5.3		20.4			
Benzo[a]pyrene	1.1933 1.2724	1.1804	1.2400	1.3066	1.2387	Ave		1.2386				3.8		20.4			
Perylene	1.5566 1.2391	1.4021	1.3916	1.3134	1.2289	Ave		1.3553				9.1		20.4			

Note: The M1 coefficient is the same as Ave RRF for an Ave curve type. RSD is calculated for Ave curve types. RSE is used for all other types.

FORM VI
GC/MS SEMI VOA BY INTERNAL STANDARD - INITIAL CALIBRATION DATA
CURVE EVALUATION

Lab Name: Eurofins Lancaster Laboratories Environment Testing, LLC Job No.: 410-110319-1 Analy Batch No.: 280637

SDG No.:

Instrument ID: HP21585 GC Column: DB-5MS 30m 0 ID: 0.25(mm) Heated Purge: (Y/N) N

Calibration Start Date: 07/28/2022 19:23 Calibration End Date: 07/28/2022 21:32 Calibration ID: 41344

ANALYTE	RRF					CURVE TYPE	COEFFICIENT			#	MIN RRF	%RSD /RSE	#	MAX %RSD /RSE	R^2 OR COD	#	MIN R^2 OR COD
	LVL 1 LVL 6	LVL 2	LVL 3	LVL 4	LVL 5		B	M1	M2								
Indeno[1,2,3-cd]pyrene	1.0517 1.1015	1.0039	1.0235	1.0988	1.0369	Ave		1.0527				3.8		20.4			
Dibenz(a,h)anthracene	1.1634 1.2724	1.1753	1.2204	1.2833	1.2194	Ave		1.2224				4.0		20.4			
Benzo[g,h,i]perylene	1.4057 1.3314	1.3398	1.3469	1.3803	1.2923	Ave		1.3494				2.9		20.4			
1-Methylnaphthalene-d10 (Surr)	0.6031 0.5442	0.5718	0.5859	0.5637	0.5593	Ave		0.5713				3.6		20.4			
Fluoranthene-d10 (Surr)	1.0408 1.0820	1.0338	1.0519	1.0661	1.0451	Ave		1.0533				1.7		20.4			
Benzo(a)pyrene-d12 (Surr)	0.9113 0.9517	0.8866	0.9072	0.9692	0.9191	Ave		0.9242				3.3		20.4			

Note: The M1 coefficient is the same as Ave RRF for an Ave curve type. RSD is calculated for Ave curve types. RSE is used for all other types.

FORM VI
GC/MS SEMI VOA BY INTERNAL STANDARD - INITIAL CALIBRATION DATA
RESPONSE AND CONCENTRATION

Lab Name: Eurofins Lancaster Laboratories Envir Job No.: 410-110319-1 Analy Batch No.: 280637

SDG No.:

Instrument ID: HP21585 GC Column: DB-5MS 30m 0 ID: 0.25(mm) Heated Purge: (Y/N) N

Calibration Start Date: 07/28/2022 19:23 Calibration End Date: 07/28/2022 21:32 Calibration ID: 41344

Calibration Files

LEVEL:	LAB SAMPLE ID:	LAB FILE ID:
Level 1	IC 410-280637/7	MG1356.D
Level 2	IC 410-280637/6	MG1355.D
Level 3	IC 410-280637/5	MG1354.D
Level 4	ICIS 410-280637/2	MG1351b.D
Level 5	IC 410-280637/4	MG1353.D
Level 6	IC 410-280637/3	MG1352.D

ANALYTE	IS REF	CURVE TYPE	RESPONSE					CONCENTRATION (UG/ML)				
			LVL 1 LVL 6	LVL 2	LVL 3	LVL 4	LVL 5	LVL 1 LVL 6	LVL 2	LVL 3	LVL 4	LVL 5
1,4-Dioxane	DCBd 4	Ave	1931 488191	9114	19203	88827	189515	0.0100 2.50	0.0500	0.100	0.500	1.00
N-Nitrosodimethylamine	DCBd 4	Ave	2146 603342	11267	23951	111236	239413	0.0100 2.50	0.0500	0.100	0.500	1.00
Bis(2-chloroethyl)ether	NPT	Ave	4321 1027207	20001	42014	193212	413146	0.0100 2.50	0.0500	0.100	0.500	1.00
Naphthalene	NPT	Ave	12399 2903614	58176	119127	553325	1171026	0.0100 2.50	0.0500	0.100	0.500	1.00
Quinoline	NPT	Ave	6825 1820992	32709	69566	333312	712826	0.0100 2.50	0.0500	0.100	0.500	1.00
2-Methylnaphthalene	NPT	Ave	7716 1794850	35775	72981	340776	715223	0.0100 2.50	0.0500	0.100	0.500	1.00
1-Methylnaphthalene	NPT	Ave	7082 1702542	33179	68332	318363	673002	0.0100 2.50	0.0500	0.100	0.500	1.00
Dimethyl phthalate	ANT	Ave	53864 6533175	333649	678708	1573185	3389431	0.100 10.0	0.500	1.00	2.50	5.00
Acenaphthylene	ANT	Ave	10350 2794969	49630	103887	488778	1079685	0.0100 2.50	0.0500	0.100	0.500	1.00
Acenaphthene	ANT	Ave	6532 1698711	31375	64637	304394	657042	0.0100 2.50	0.0500	0.100	0.500	1.00
Dibenzofuran	ANT	Ave	10165 2498864	48881	100563	453482	973851	0.0100 2.50	0.0500	0.100	0.500	1.00
Diethyl phthalate	ANT	Ave	49027 6436033	312109	644688	1517029	3375774	0.100 10.0	0.500	1.00	2.50	5.00
Fluorene	ANT	Ave	7661	36941	76800	355145	782668	0.0100	0.0500	0.100	0.500	1.00

FORM VI
GC/MS SEMI VOA BY INTERNAL STANDARD - INITIAL CALIBRATION DATA
RESPONSE AND CONCENTRATION

Lab Name: Eurofins Lancaster Laboratories Envir Job No.: 410-110319-1 Analy Batch No.: 280637

SDG No.:

Instrument ID: HP21585 GC Column: DB-5MS 30m 0 ID: 0.25(mm) Heated Purge: (Y/N) N

Calibration Start Date: 07/28/2022 19:23 Calibration End Date: 07/28/2022 21:32 Calibration ID: 41344

ANALYTE	IS REF	CURVE TYPE	RESPONSE					CONCENTRATION (UG/ML)				
			LVL 1 LVL 6	LVL 2	LVL 3	LVL 4	LVL 5	LVL 1 LVL 6	LVL 2	LVL 3	LVL 4	LVL 5
			1972532					2.50				
N-Nitrosodiphenylamine	PHN	Ave	4674 1041584	22915	46661	215520	452010	0.0100 2.50	0.0500	0.100	0.500	1.00
Hexachlorobenzene	PHN	Ave	2277 550156	10753	22170	102474	218247	0.0100 2.50	0.0500	0.100	0.500	1.00
Phenanthrene	PHN	Ave	11507 2780263	55080	111208	519003	1112794	0.0100 2.50	0.0500	0.100	0.500	1.00
Anthracene	PHN	Ave	10107 2742706	49225	103024	495927	1070418	0.0100 2.50	0.0500	0.100	0.500	1.00
Di-n-butyl phthalate	PHN	Ave	58417 8400785	412109	900251	2242033	5225245	0.100 10.0	0.500	1.00	2.50	5.00
Fluoranthene	PHN	Ave	12013 3166970	58300	119669	561442	1229710	0.0100 2.50	0.0500	0.100	0.500	1.00
Pyrene	CRY	Ave	12873 3289701	59951	124918	593420	1300828	0.0100 2.50	0.0500	0.100	0.500	1.00
Butyl benzyl phthalate	CRY	Qua2	14927 4213255	106162	252875	740881	1930554	0.100 10.0	0.500	1.00	2.50	5.00
Benzo[a]anthracene	CRY	Ave	9451 2869441	46481	97577	485280	1095452	0.0100 2.50	0.0500	0.100	0.500	1.00
Chrysene	CRY	Ave	10846 2977214	54485	113375	542822	1174785	0.0100 2.50	0.0500	0.100	0.500	1.00
Bis(2-ethylhexyl) phthalate	CRY	Qua2	22671 6228995	159534	387631	1111580	2888456	0.100 10.0	0.500	1.00	2.50	5.00
Di-n-octyl phthalate	PRY	Qua2	31589 10464592	235365	590702	1816476	4810424	0.100 10.0	0.500	1.00	2.50	5.00
Benzo[b]fluoranthene	PRY	Ave	9478 2982935	45705	97412	494045	1091346	0.0100 2.50	0.0500	0.100	0.500	1.00
Benzo[k]fluoranthene	PRY	Ave	9420 3050799	48703	106763	544528	1242338	0.0100 2.50	0.0500	0.100	0.500	1.00
Benzo[e]pyrene	PRY	Ave	8790 2789894	44622	96322	483280	1078812	0.0100 2.50	0.0500	0.100	0.500	1.00
Benzo[a]pyrene	PRY	Ave	7363 2851256	39990	90188	478234	1087461	0.0100 2.50	0.0500	0.100	0.500	1.00
Perylene	PRY	Ave	9604 2776696	47503	101214	480715	1078830	0.0100 2.50	0.0500	0.100	0.500	1.00
Indeno[1,2,3-cd]pyrene	PRY	Ave	6489	34012	74444	402187	910318	0.0100	0.0500	0.100	0.500	1.00

FORM VI
GC/MS SEMI VOA BY INTERNAL STANDARD - INITIAL CALIBRATION DATA
RESPONSE AND CONCENTRATION

Lab Name: Eurofins Lancaster Laboratories Envir Job No.: 410-110319-1 Analy Batch No.: 280637

SDG No.:

Instrument ID: HP21585 GC Column: DB-5MS 30m 0 ID: 0.25(mm) Heated Purge: (Y/N) N

Calibration Start Date: 07/28/2022 19:23 Calibration End Date: 07/28/2022 21:32 Calibration ID: 41344

ANALYTE	IS REF	CURVE TYPE	RESPONSE					CONCENTRATION (UG/ML)				
			LVL 1 LVL 6	LVL 2	LVL 3	LVL 4	LVL 5	LVL 1 LVL 6	LVL 2	LVL 3	LVL 4	LVL 5
			2468221					2.50				
Dibenz(a,h)anthracene	PRY	Ave	7178 2851136	39820	88760	469706	1070523	0.0100 2.50	0.0500	0.100	0.500	1.00
Benzo[g,h,i]perylene	PRY	Ave	8673 2983498	45391	97965	505200	1134481	0.0100 2.50	0.0500	0.100	0.500	1.00
1-Methylnaphthalene-d10 (Surr)	NPT	Ave	5610 1340376	26487	54858	250669	539784	0.0100 2.50	0.0500	0.100	0.500	1.00
Fluoranthene-d10 (Surr)	PHN	Ave	9271 2560230	47722	98410	464925	1006759	0.0100 2.50	0.0500	0.100	0.500	1.00
Benzo(a)pyrene-d12 (Surr)	PRY	Ave	5623 2132701	30039	65981	354734	806881	0.0100 2.50	0.0500	0.100	0.500	1.00

Curve Type Legend
Ave = Average ISTD
Qua2 = Quadratic 1/conc^2 ISTD

FORM VI
GC/MS SEMI VOA BY INTERNAL STANDARD - INITIAL CALIBRATION DATA
READBACK PERCENT ERROR

Lab Name: Eurofins Lancaster Laboratories Envir Job No.: 410-110319-1 Analy Batch No.: 280637

SDG No.:

Instrument ID: HP21585 GC Column: DB-5MS 30m 0 ID: 0.25(mm) Heated Purge: (Y/N) N

Calibration Start Date: 07/28/2022 19:23 Calibration End Date: 07/28/2022 21:32 Calibration ID: 41344

Calibration Files

LEVEL:	LAB SAMPLE ID:	LAB FILE ID:
Level 1	IC 410-280637/7	MG1356.D
Level 2	IC 410-280637/6	MG1355.D
Level 3	IC 410-280637/5	MG1354.D
Level 4	ICIS 410-280637/2	MG1351b.D
Level 5	IC 410-280637/4	MG1353.D
Level 6	IC 410-280637/3	MG1352.D

ANALYTE	PERCENT ERROR						PERCENT ERROR LIMIT					
	LVL 1 #	LVL 2 #	LVL 3 #	LVL 4 #	LVL 5 #	LVL 6 #	LVL 1	LVL 2	LVL 3	LVL 4	LVL 5	LVL 6
Butyl benzyl phthalate	1.6	-8.1	-2.4	5.4	4.7	-2.2	50	30	30	30	30	30
Bis(2-ethylhexyl) phthalate	1.6	-8.9	-1.3	5.1	4.8	-2.3	50	30	30	30	30	30
Di-n-octyl phthalate	2.0	-10.4	-3.0	7.3	6.1	-3.1	50	30	30	30	30	30

Eurofins Lancaster Laboratories Environment Testing, LLC
Target Compound Quantitation Report

Data File: \\chromfs\Lancaster\ChromData\HP21585\20220728-62933.b\MG1351b.D
Lims ID: ICIS L4
Client ID:
Sample Type: ICIS Calib Level: 4
Inject. Date: 28-Jul-2022 19:23:20 ALS Bottle#: 0 Worklist Smp#: 2
Injection Vol: 1.0 ul Dil. Factor: 1.0000
Sample Info: ICIS L4
Misc. Info.: 410-0062933-002, 4
Operator ID: kel10217 Instrument ID: HP21585
Sublist: chrom-8270_SIM_HP21585*sub3

Method: \\chromfs\Lancaster\ChromData\HP21585\20220728-62933.b\8270_SIM_HP21585.m
Limit Group: MSSV - 8270D_E SIM
Last Update: 29-Jul-2022 11:57:48 Calib Date: 28-Jul-2022 21:32:00
Integrator: Falcon ID Type: Deconvolution ID
Quant Method: Internal Standard Quant By: Initial Calibration
Last ICal File: \\chromfs\Lancaster\ChromData\HP21585\20220728-62933.b\MG1356.D

Column 1 : DB-5MS 20m 0.25mm (0.25 mm) Det: MS SCAN
Process Host: CTX1671

First Level Reviewer: SJ89 Date: 28-Jul-2022 20:05:06

Compound	Sig	RT (min.)	Adj RT (min.)	Dlt RT (min.)	Q	Response	Cal Amt ug/ml	OnCol Amt ug/ml	Flags
1 1,4-Dioxane	88	1.846	1.846	0.000	89	88827	0.5000	0.5036	M
2 N-Nitrosodimethylamine	74	2.126	2.126	0.000	90	111236	0.5000	0.5152	
3 Bis(2-chloroethyl)ether	93	4.305	4.305	0.000	78	193212	0.5000	0.4966	
* 4 1,4-Dichlorobenzene-d4	152	4.567	4.567	0.000	92	62721	0.2500	0.2500	
* 5 Naphthalene-d8	136	5.755	5.755	0.000	91	222361	0.2500	0.2500	
6 Naphthalene	128	5.780	5.780	0.000	94	553325	0.5000	0.4978	
7 Quinoline	129	6.092	6.092	0.000	96	333312	0.5000	0.5098	
8 2-Methylnaphthalene	142	6.427	6.427	0.000	99	340776	0.5000	0.4979	
$ 9 1-Methylnaphthalene-d10	152	6.486	6.486	0.000	99	250669	0.5000	0.4933	
10 1-Methylnaphthalene	142	6.525	6.525	0.000	96	318363	0.5000	0.4981	
11 Dimethyl phthalate	163	7.165	7.165	0.000	75	1573185	2.50	2.63	
12 Acenaphthylene	152	7.284	7.284	0.000	99	488778	0.5000	0.5028	
* 13 Acenaphthene-d10	164	7.421	7.421	0.000	86	120364	0.2500	0.2500	
14 Acenaphthene	154	7.451	7.451	0.000	86	304394	0.5000	0.5045	
15 Dibenzofuran	168	7.618	7.618	0.000	83	453482	0.5000	0.4949	
16 Diethyl phthalate	149	7.832	7.832	0.000	100	1517029	2.50	2.65	
17 Fluorene	166	7.933	7.933	0.000	100	355145	0.5000	0.5005	
18 N-Nitrosodiphenylamine	169	8.050	8.050	0.000	99	215520	0.5000	0.5071	
19 Hexachlorobenzene	284	8.456	8.456	0.000	94	102474	0.5000	0.4966	
* 20 Phenanthrene-d10	188	8.831	8.831	0.000	95	218059	0.2500	0.2500	
21 Phenanthrene	178	8.847	8.847	0.000	100	519003	0.5000	0.4963	
22 Anthracene	178	8.901	8.901	0.000	100	495927	0.5000	0.5084	
23 Di-n-butyl phthalate	149	9.395	9.395	0.000	100	2242033	2.50	2.80	
$ 24 Fluoranthene-d10 (Surr)	212	9.965	9.965	0.000	99	464925	0.5000	0.5061	
25 Fluoranthene	202	9.984	9.984	0.000	100	561442	0.5000	0.4956	
26 Pyrene	202	10.204	10.204	0.000	100	593420	0.5000	0.4864	
27 Butyl benzyl phthalate	149	10.882	10.882	0.000	100	740881	2.50	2.64	
28 Benzo[a]anthracene	228	11.496	11.496	0.000	100	485280	0.5000	0.4965	
* 29 Chrysene-d12	240	11.503	11.503	0.000	89	186396	0.2500	0.2500	
30 Chrysene	228	11.534	11.534	0.000	100	542822	0.5000	0.4969	

Compound	Sig	RT (min.)	Adj RT (min.)	Dlt RT (min.)	Q	Response	Cal Amt ug/ml	OnCol Amt ug/ml	Flags
31 Bis(2-ethylhexyl) phthalate	149	11.572	11.572	0.000	100	1111580	2.50	2.63	
32 Di-n-octyl phthalate	149	12.454	12.454	0.000	100	1816476	2.50	2.68	
33 Benzo[b]fluoranthene	252	12.922	12.922	0.000	100	494045	0.5000	0.4969	
34 Benzo[k]fluoranthene	252	12.960	12.960	0.000	100	544528	0.5000	0.5132	
35 Benzo[e]pyrene	252	13.306	13.306	0.000	100	483280	0.5000	0.5039	
$ 36 Benzo(a)pyrene-d12 (Surr)	264	13.352	13.352	0.000	100	354734	0.5000	0.5243	
37 Benzo[a]pyrene	252	13.382	13.382	0.000	100	478234	0.5000	0.5275	
* 38 Perylene-d12	264	13.467	13.467	0.000	99	183007	0.2500	0.2500	
39 Perylene	252	13.505	13.505	0.000	100	480715	0.5000	0.4845	
40 Indeno[1,2,3-cd]pyrene	276	15.110	15.110	0.000	99	402187	0.5000	0.5219	M
41 Dibenz(a,h)anthracene	278	15.167	15.167	0.000	97	469706	0.5000	0.5249	
42 Benzo[g,h,i]perylene	276	15.576	15.576	0.000	99	505200	0.5000	0.5114	

QC Flag Legend

Processing Flags

Review Flags

M - Manually Integrated

Reagents:

MSS_RVSIM_4_00024 Amount Added: 1.00 Units: mL

Report Date: 29-Jul-2022 11:57:50 Chrom Revision: 2.3 19-Jul-2022 21:48:42

Eurofins Lancaster Laboratories Environment Testing, LLC

Data File:	\\chromfs\Lancaster\ChromData\HP21585\20220728-62933.b\MG1351b.D				
Injection Date:	28-Jul-2022 19:23:20	Instrument ID:	HP21585	Operator ID:	kel10217
Lims ID:	ICIS L4			Worklist Smp#:	2
Client ID:					
Injection Vol:	1.0 ul	Dil. Factor:	1.0000	ALS Bottle#:	0
Method:	8270_SIM_HP21585	Limit Group:	MSSV - 8270D_E SIM		

Column: DB-5MS 20m 0.25mm (0.25 mm)

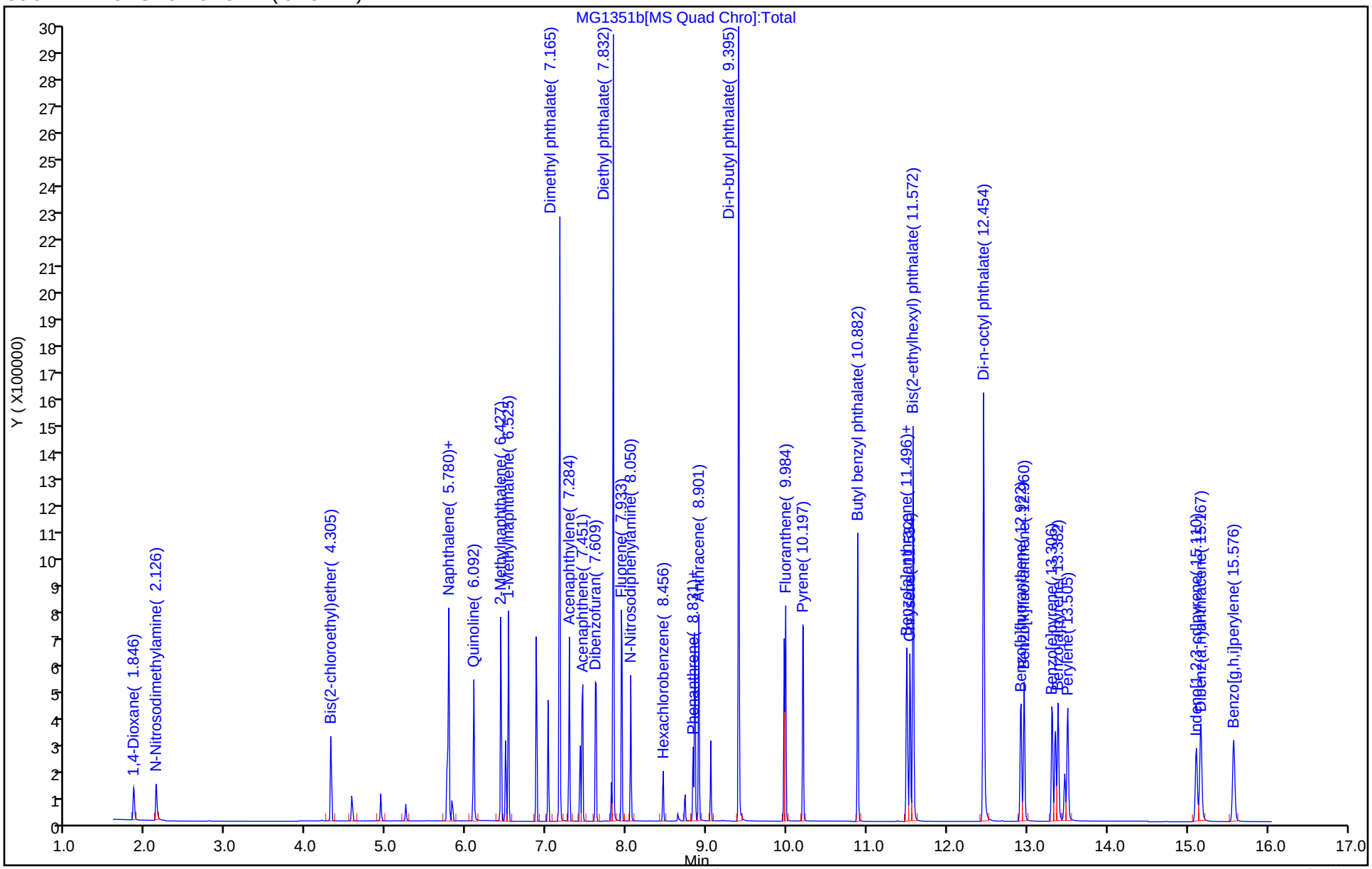

Resolution Report

Eurofins Lancaster Laboratories Environment Testing, LLC

Data File:	\\chromfs\Lancaster\ChromData\HP21585\20220728-62933.b\MG1351b.D				
Injection Date:	28-Jul-2022 19:23:20	Instrument ID:	HP21585		
Lims ID:	ICIS L4				
Client ID:					
Operator ID:	kel10217	ALS Bottle#:	0	Worklist Smp#:	2
Injection Vol:	1.0 ul	Dil. Factor:	1.0000		
Method:	8270_SIM_HP21585	Limit Group:	MSSV - 8270D_E SIM		

33 Benzo[b]fluoranthene - 34 Benzo[k]fluoranthene

SW-846 Method

Version D: %R = (V / ((H1 + H2)/2)) * 100

V (Valley Height) = 56483
H1(33 Benzo[b]fluoranthen) = 351582
H2(34 Benzo[k]fluoranthen) = 419049

Version D: %R = 14.7 <= 50.0
Passed

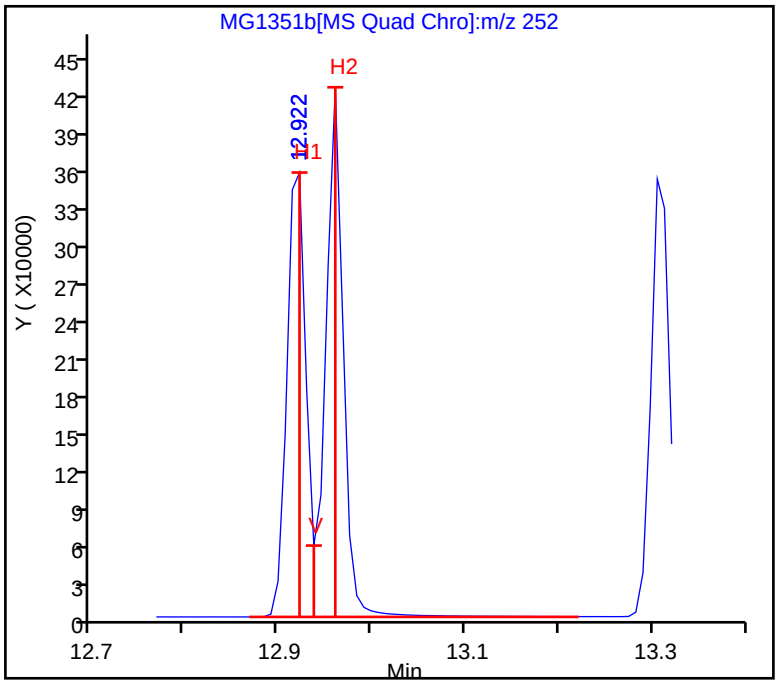

Manual Integration/User Assign Peak Report

Eurofins Lancaster Laboratories Environment Testing, LLC

Data File:	\\chromfs\Lancaster\ChromData\HP21585\20220728-62933.b\MG1351b.D				
Injection Date:	28-Jul-2022 19:23:20	Instrument ID:	HP21585		
Lims ID:	ICIS L4				
Client ID:					
Operator ID:	kel10217	ALS Bottle#:	0	Worklist Smp#:	2
Injection Vol:	1.0 ul	Dil. Factor:	1.0000		
Method:	8270_SIM_HP21585	Limit Group:	MSSV - 8270D_E SIM		
Column:	DB-5MS 20m 0.25mm (0.25 mm)	Detector	MS SCAN		

1 1,4-Dioxane, CAS: 123-91-1

Signal: 1

Processing Integration Results

RT: 1.85
Area: 148198
Amount: 0.165070
Amount Units: ug/ml

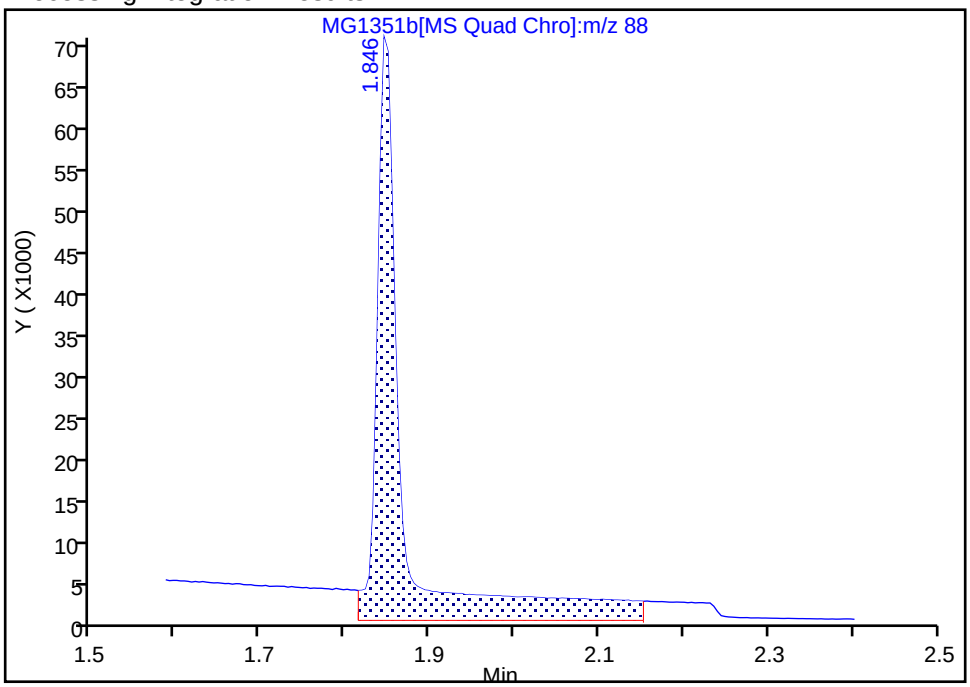

Manual Integration Results

RT: 1.85
Area: 88827
Amount: 0.503573
Amount Units: ug/ml

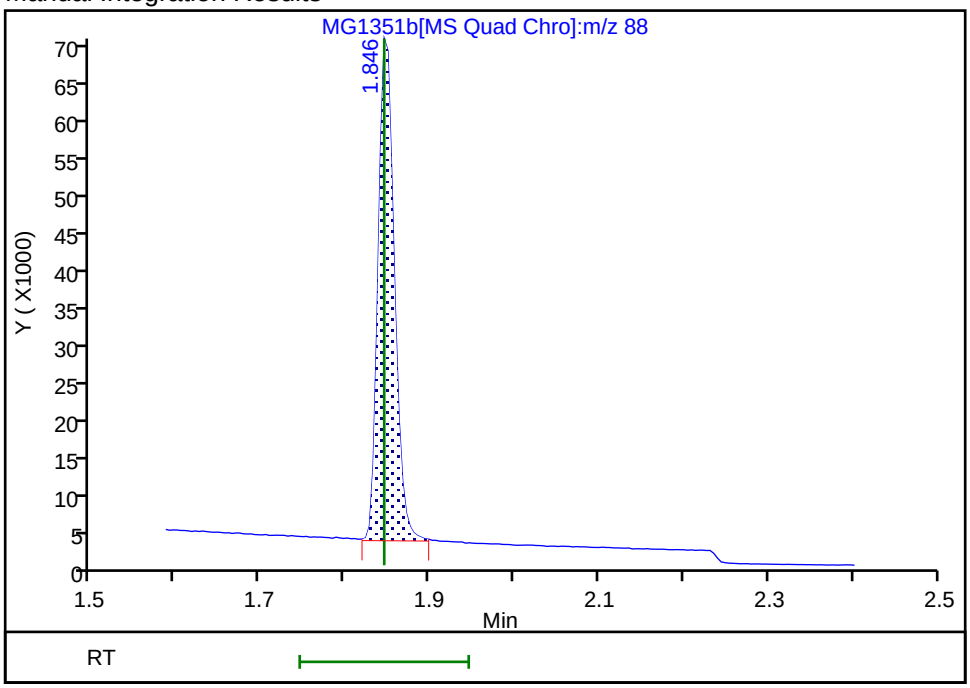

Reviewer: UJM0, 29-Jul-2022 06:35:18
Audit Action: Manually Integrated Audit Reason: Baseline

Manual Integration/User Assign Peak Report

Eurofins Lancaster Laboratories Environment Testing, LLC

Data File:	\\chromfs\Lancaster\ChromData\HP21585\20220728-62933.b\MG1351b.D				
Injection Date:	28-Jul-2022 19:23:20	Instrument ID:	HP21585		
Lims ID:	ICIS L4				
Client ID:					
Operator ID:	kel10217	ALS Bottle#:	0	Worklist Smp#:	2
Injection Vol:	1.0 ul	Dil. Factor:	1.0000		
Method:	8270_SIM_HP21585	Limit Group:	MSSV - 8270D_E SIM		
Column:	DB-5MS 20m 0.25mm (0.25 mm)	Detector	MS SCAN		

40 Indeno[1,2,3-cd]pyrene, CAS: 193-39-5

Signal: 1

Processing Integration Results

RT: 15.11
Area: 538439
Amount: 0.509282
Amount Units: ug/ml

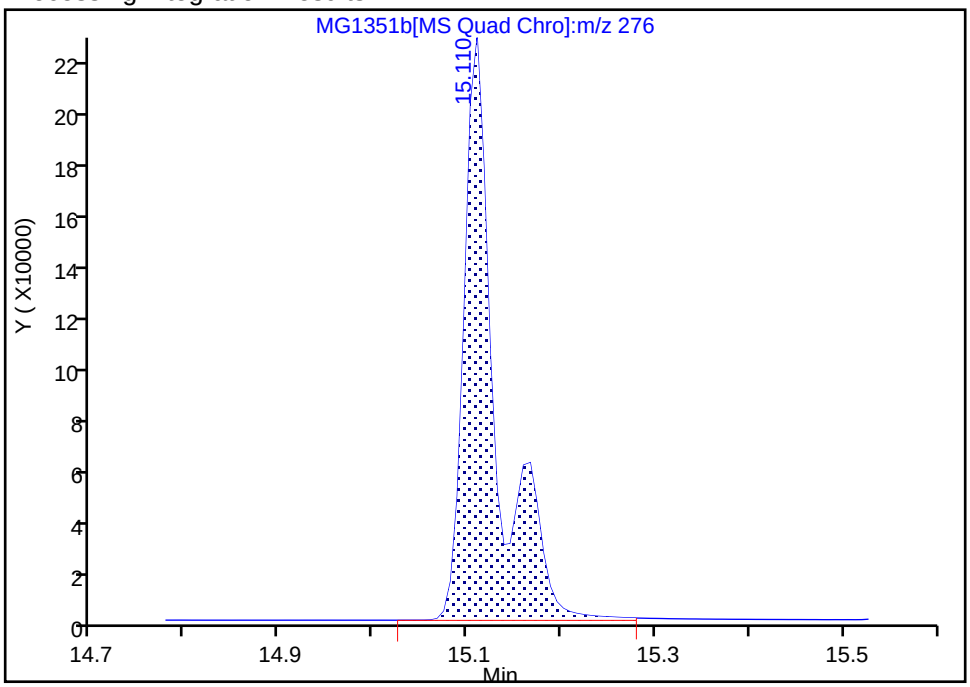

Manual Integration Results

RT: 15.11
Area: 402187
Amount: 0.521895
Amount Units: ug/ml

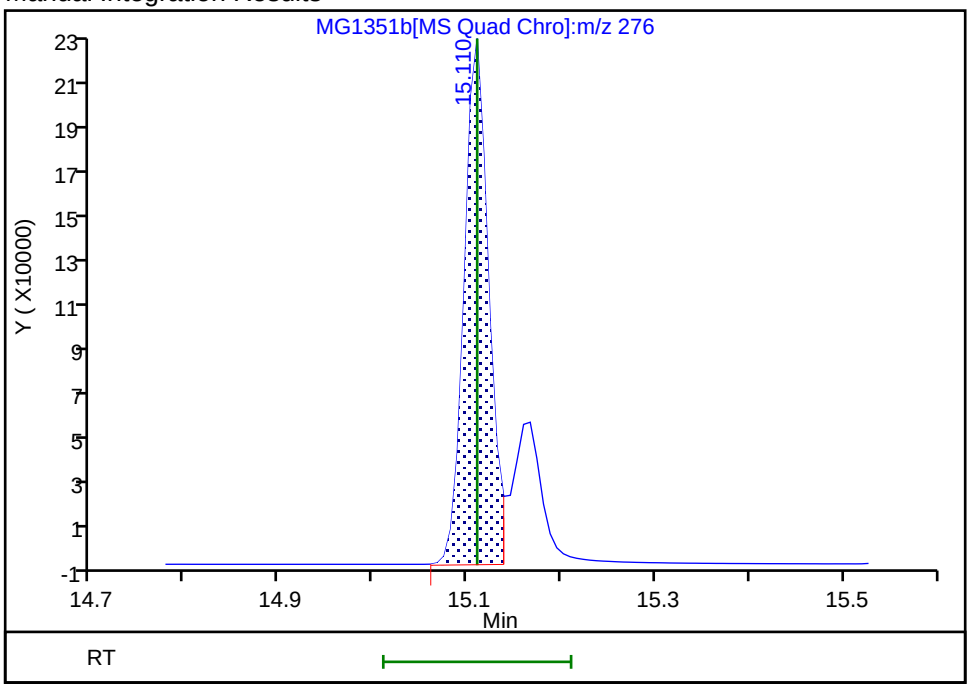

Reviewer: UJM0, 29-Jul-2022 06:35:52

Audit Action: Manually Integrated Audit Reason: Baseline

Eurofins Lancaster Laboratories Environment Testing, LLC
Target Compound Quantitation Report

Data File: \\chromfs\Lancaster\ChromData\HP21585\20220728-62933.b\MG1352.D
Lims ID: IC L6
Client ID:
Sample Type: IC Calib Level: 6
Inject. Date: 28-Jul-2022 20:06:21 ALS Bottle#: 0 Worklist Smp#: 3
Injection Vol: 1.0 ul Dil. Factor: 1.0000
Sample Info: IC L6
Misc. Info.: 410-0062933-003
Operator ID: kel10217 Instrument ID: HP21585
Sublist: chrom-8270_SIM_HP21585*sub3

Method: \\chromfs\Lancaster\ChromData\HP21585\20220728-62933.b\8270_SIM_HP21585.m
Limit Group: MSSV - 8270D_E SIM
Last Update: 29-Jul-2022 11:57:54 Calib Date: 28-Jul-2022 21:32:00
Integrator: Falcon ID Type: Deconvolution ID
Quant Method: Internal Standard Quant By: Initial Calibration
Last ICal File: \\chromfs\Lancaster\ChromData\HP21585\20220728-62933.b\MG1356.D

Column 1 : DB-5MS 20m 0.25mm (0.25 mm) Det: MS SCAN
Process Host: CTX1671

First Level Reviewer: UWHS Date: 29-Jul-2022 11:57:31

	Compound	Sig	RT (min.)	Adj RT (min.)	Dlt RT (min.)	Q	Response	Cal Amt ug/ml	OnCol Amt ug/ml	Flags
	1 1,4-Dioxane	88	1.841	1.846	-0.005	89	488191	2.50	2.57	
	2 N-Nitrosodimethylamine	74	2.122	2.126	-0.004	91	603342	2.50	2.60	
	3 Bis(2-chloroethyl)ether	93	4.305	4.305	0.000	78	1027207	2.50	2.38	
*	4 1,4-Dichlorobenzene-d4	152	4.567	4.567	0.000	87	67460	0.2500	0.2500	
*	5 Naphthalene-d8	136	5.755	5.755	-0.001	91	246308	0.2500	0.2500	
	6 Naphthalene	128	5.780	5.780	0.000	94	2903614	2.50	2.36	
	7 Quinoline	129	6.092	6.092	0.000	93	1820992	2.50	2.51	
	8 2-Methylnaphthalene	142	6.427	6.427	0.000	99	1794850	2.50	2.37	
$	9 1-Methylnaphthalene-d10	152	6.496	6.486	0.010	96	1340376	2.50	2.38	
	10 1-Methylnaphthalene	142	6.525	6.525	0.000	96	1702542	2.50	2.40	
	11 Dimethyl phthalate	163	7.165	7.165	0.000	75	6533175	10.0	9.96	
	12 Acenaphthylene	152	7.284	7.284	0.000	99	2794969	2.50	2.62	
*	13 Acenaphthene-d10	164	7.421	7.421	0.000	86	131849	0.2500	0.2500	
	14 Acenaphthene	154	7.451	7.451	0.000	86	1698711	2.50	2.57	
	15 Dibenzofuran	168	7.618	7.618	0.000	83	2498864	2.50	2.49	
	16 Diethyl phthalate	149	7.832	7.832	0.000	100	6436033	10.0	10.2	
	17 Fluorene	166	7.941	7.933	0.008	98	1972532	2.50	2.54	
	18 N-Nitrosodiphenylamine	169	8.050	8.050	0.000	99	1041584	2.50	2.26	
	19 Hexachlorobenzene	284	8.456	8.456	0.000	100	550156	2.50	2.46	
*	20 Phenanthrene-d10	188	8.831	8.831	0.000	95	236628	0.2500	0.2500	
	21 Phenanthrene	178	8.854	8.847	0.007	100	2780263	2.50	2.45	
	22 Anthracene	178	8.901	8.901	0.000	100	2742706	2.50	2.59	
	23 Di-n-butyl phthalate	149	9.401	9.395	0.006	100	8400785	10.0	9.66	
$	24 Fluoranthene-d10 (Surr)	212	9.965	9.965	0.000	100	2560230	2.50	2.57	
	25 Fluoranthene	202	9.984	9.984	0.000	100	3166970	2.50	2.58	
	26 Pyrene	202	10.204	10.204	0.000	100	3289701	2.50	2.41	
	27 Butyl benzyl phthalate	149	10.882	10.882	0.000	100	4213255	10.0	9.78	
	28 Benzo[a]anthracene	228	11.496	11.496	0.000	100	2869441	2.50	2.63	
*	29 Chrysene-d12	240	11.511	11.503	0.008	92	208205	0.2500	0.2500	
	30 Chrysene	228	11.542	11.534	0.008	100	2977214	2.50	2.44	

Compound	Sig	RT (min.)	Adj RT (min.)	Dlt RT (min.)	Q	Response	Cal Amt ug/ml	OnCol Amt ug/ml	Flags
31 Bis(2-ethylhexyl) phthalate	149	11.572	11.572	0.000	100	6228995	10.0	9.77	
32 Di-n-octyl phthalate	149	12.454	12.454	0.000	100	10464592	10.0	9.69	
33 Benzo[b]fluoranthene	252	12.922	12.922	0.000	100	2982935	2.50	2.45	
34 Benzo[k]fluoranthene	252	12.960	12.960	0.000	100	3050799	2.50	2.35	
35 Benzo[e]pyrene	252	13.313	13.306	0.007	100	2789894	2.50	2.38	
$ 36 Benzo(a)pyrene-d12 (Surr)	264	13.359	13.352	0.007	100	2132701	2.50	2.57	
37 Benzo[a]pyrene	252	13.390	13.382	0.008	100	2851256	2.50	2.57	
* 38 Perylene-d12	264	13.467	13.467	0.000	100	224084	0.2500	0.2500	
39 Perylene	252	13.505	13.505	0.000	100	2776696	2.50	2.29	
40 Indeno[1,2,3-cd]pyrene	276	15.117	15.110	0.007	100	2468221	2.50	2.62	M
41 Dibenz(a,h)anthracene	278	15.174	15.167	0.007	98	2851136	2.50	2.60	
42 Benzo[g,h,i]perylene	276	15.583	15.576	0.007	99	2983498	2.50	2.47	

QC Flag Legend

Processing Flags

Review Flags

M - Manually Integrated

Reagents:

MSS_RVSIM_6_00015 Amount Added: 1.00 Units: mL

Report Date: 29-Jul-2022 11:57:55 Chrom Revision: 2.3 19-Jul-2022 21:48:42

Eurofins Lancaster Laboratories Environment Testing, LLC

Data File:	\\chromfs\Lancaster\ChromData\HP21585\20220728-62933.b\MG1352.D				
Injection Date:	28-Jul-2022 20:06:21	Instrument ID:	HP21585	Operator ID:	kel10217
Lims ID:	IC L6			Worklist Smp#:	3
Client ID:					
Injection Vol:	1.0 ul	Dil. Factor:	1.0000	ALS Bottle#:	0
Method:	8270_SIM_HP21585	Limit Group:	MSSV - 8270D_E SIM		

Column: DB-5MS 20m 0.25mm (0.25 mm)

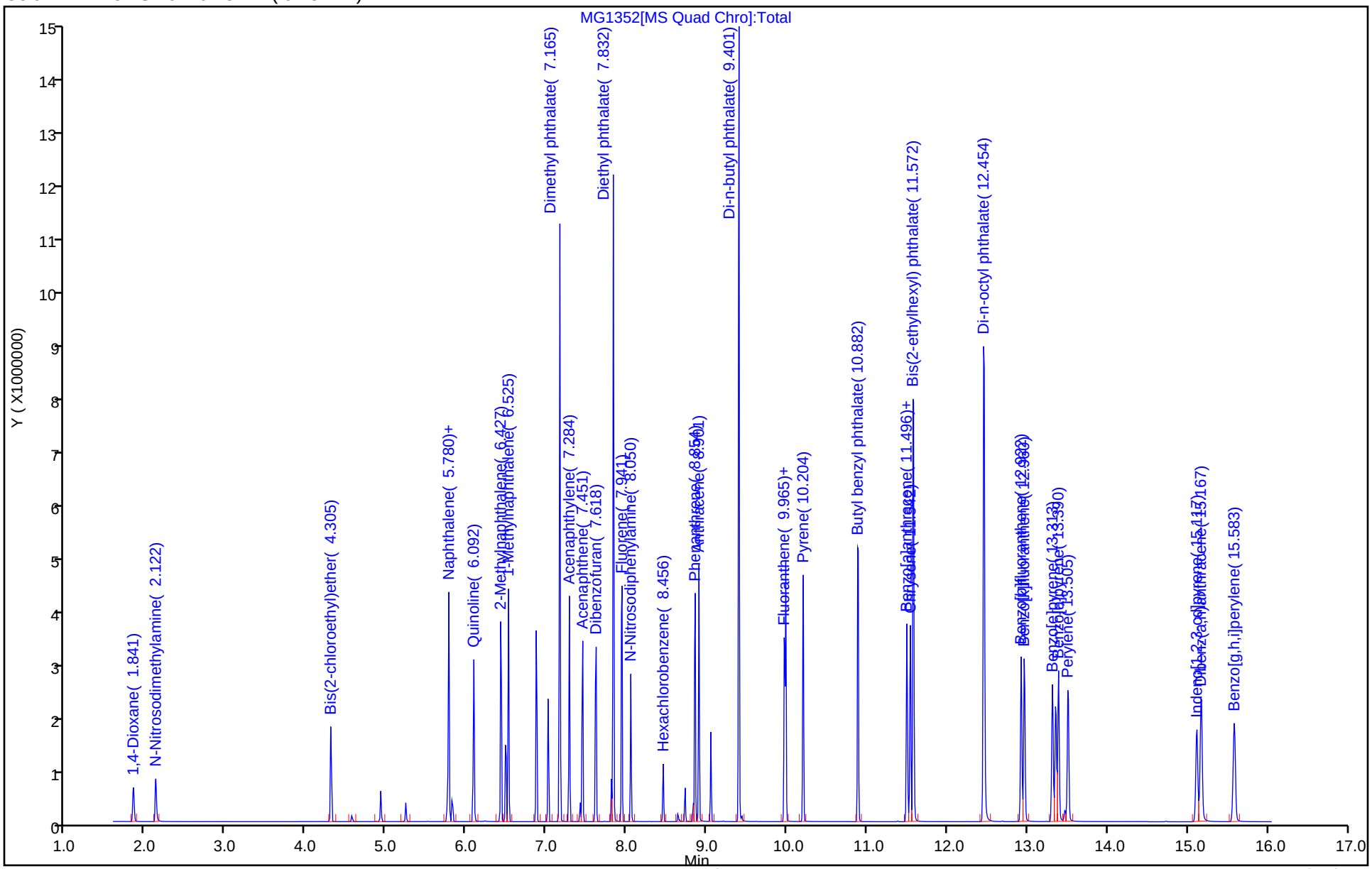

Manual Integration/User Assign Peak Report

Eurofins Lancaster Laboratories Environment Testing, LLC

Data File:	\\chromfs\Lancaster\ChromData\HP21585\20220728-62933.b\MG1352.D				
Injection Date:	28-Jul-2022 20:06:21	Instrument ID:	HP21585		
Lims ID:	IC L6				
Client ID:					
Operator ID:	kel10217	ALS Bottle#:	0	Worklist Smp#:	3
Injection Vol:	1.0 ul	Dil. Factor:	1.0000		
Method:	8270_SIM_HP21585	Limit Group:	MSSV - 8270D_E SIM		
Column:	DB-5MS 20m 0.25mm (0.25 mm)	Detector	MS SCAN		

40 Indeno[1,2,3-cd]pyrene, CAS: 193-39-5

Signal: 1

Processing Integration Results

RT: 15.12
Area: 3235008
Amount: 2.611096
Amount Units: ug/ml

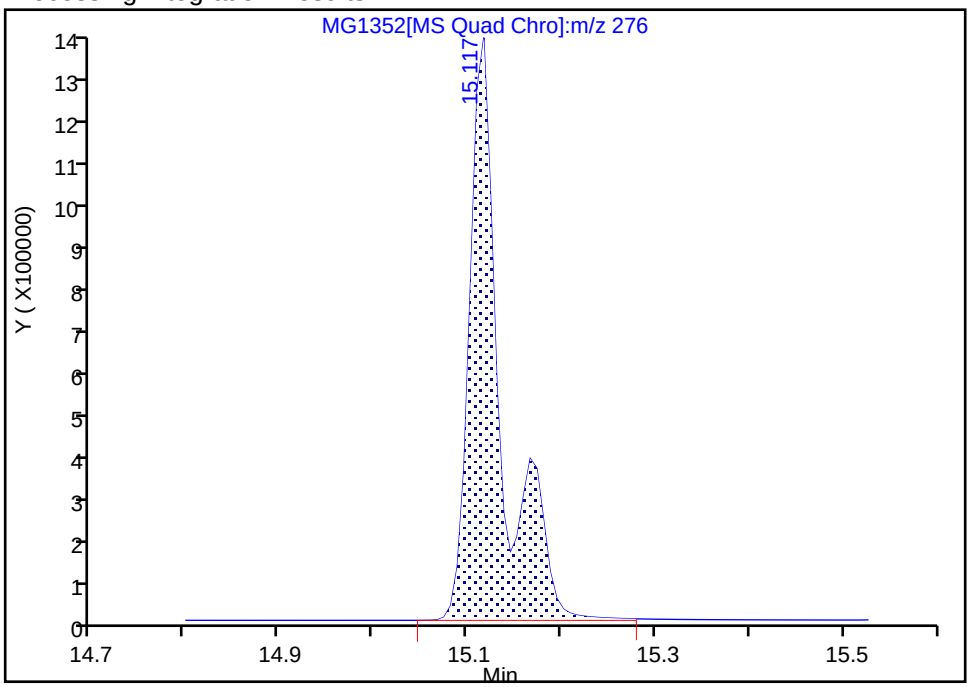

Manual Integration Results

RT: 15.12
Area: 2468221
Amount: 2.615751
Amount Units: ug/ml

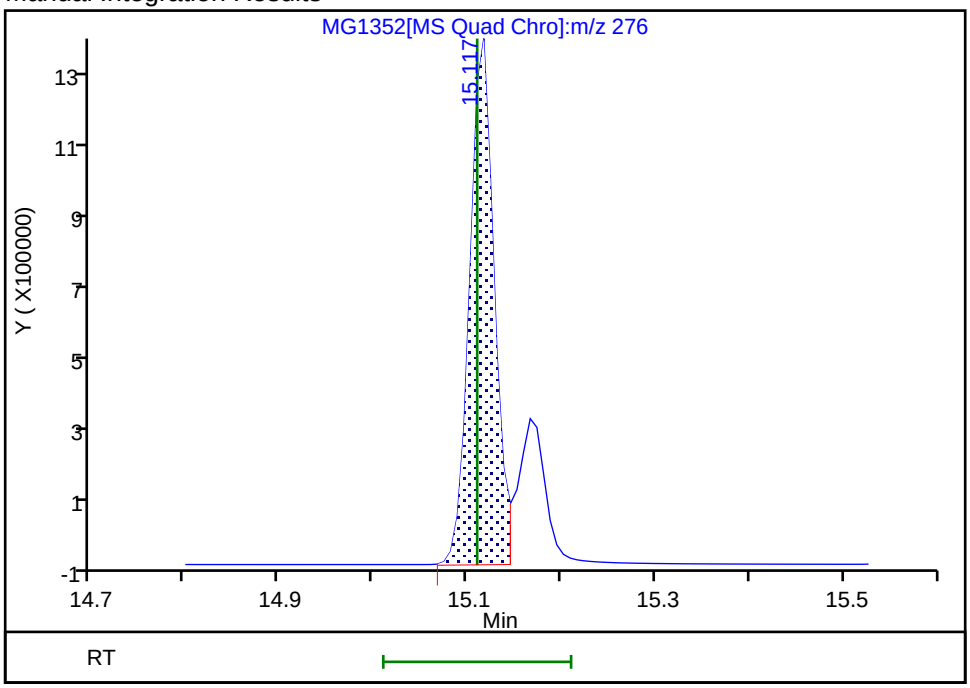

Reviewer: UJM0, 29-Jul-2022 06:37:28
Audit Action: Manually Integrated Audit Reason: Baseline

Eurofins Lancaster Laboratories Environment Testing, LLC
Target Compound Quantitation Report

Data File: \\chromfs\Lancaster\ChromData\HP21585\20220728-62933.b\MG1353.D
Lims ID: IC L5
Client ID:
Sample Type: IC Calib Level: 5
Inject. Date: 28-Jul-2022 20:27:39 ALS Bottle#: 0 Worklist Smp#: 4
Injection Vol: 1.0 ul Dil. Factor: 1.0000
Sample Info: IC L5
Misc. Info.: 410-0062933-004
Operator ID: kel10217 Instrument ID: HP21585
Sublist: chrom-8270_SIM_HP21585*sub3

Method: \\chromfs\Lancaster\ChromData\HP21585\20220728-62933.b\8270_SIM_HP21585.m
Limit Group: MSSV - 8270D_E SIM
Last Update: 29-Jul-2022 11:57:43 Calib Date: 28-Jul-2022 21:32:00
Integrator: Falcon ID Type: Deconvolution ID
Quant Method: Internal Standard Quant By: Initial Calibration
Last ICal File: \\chromfs\Lancaster\ChromData\HP21585\20220728-62933.b\MG1356.D

Column 1 : DB-5MS 20m 0.25mm (0.25 mm) Det: MS SCAN
Process Host: CTX1671

First Level Reviewer: UJM0 Date: 29-Jul-2022 06:38:16

Compound	Sig	RT (min.)	Adj RT (min.)	Dlt RT (min.)	Q	Response	Cal Amt ug/ml	OnCol Amt ug/ml	Flags
1 1,4-Dioxane	88	1.850	1.859	-0.009	89	189515	1.00	0.99	M
2 N-Nitrosodimethylamine	74	2.130	2.152	-0.022	90	239413	1.00	1.02	
3 Bis(2-chloroethyl)ether	93	4.305	4.305	0.000	83	413146	1.00	0.9786	
* 4 1,4-Dichlorobenzene-d4	152	4.567	4.567	0.000	87	67871	0.2500	0.2500	
* 5 Naphthalene-d8	136	5.754	5.754	0.000	91	241273	0.2500	0.2500	
6 Naphthalene	128	5.779	5.779	0.000	92	1171026	1.00	0.9710	
7 Quinoline	129	6.092	6.092	0.000	96	712826	1.00	1.00	
8 2-Methylnaphthalene	142	6.427	6.426	0.001	100	715223	1.00	0.9630	
$ 9 1-Methylnaphthalene-d10	152	6.486	6.486	0.000	99	539784	1.00	0.9790	
10 1-Methylnaphthalene	142	6.525	6.525	0.000	98	673002	1.00	0.9704	
11 Dimethyl phthalate	163	7.165	7.155	0.010	75	3389431	5.00	5.04	
12 Acenaphthylene	152	7.283	7.283	0.000	96	1079685	1.00	0.9892	
* 13 Acenaphthene-d10	164	7.421	7.411	0.010	92	135135	0.2500	0.2500	
14 Acenaphthene	154	7.451	7.441	0.010	89	657042	1.00	0.9699	
15 Dibenzofuran	168	7.608	7.608	0.000	83	973851	1.00	0.9466	
16 Diethyl phthalate	149	7.832	7.824	0.008	98	3375774	5.00	5.24	
17 Fluorene	166	7.933	7.933	0.000	99	782668	1.00	0.9824	
18 N-Nitrosodiphenylamine	169	8.050	8.050	0.000	98	452010	1.00	0.9630	
19 Hexachlorobenzene	284	8.456	8.448	0.008	98	218247	1.00	0.9576	
* 20 Phenanthrene-d10	188	8.823	8.823	0.000	95	240826	0.2500	0.2500	
21 Phenanthrene	178	8.846	8.846	0.000	100	1112794	1.00	0.9635	
22 Anthracene	178	8.893	8.893	0.000	100	1070418	1.00	0.99	
23 Di-n-butyl phthalate	149	9.395	9.388	0.007	100	5225245	5.00	5.91	
$ 24 Fluoranthene-d10 (Surr)	212	9.965	9.959	0.006	100	1006759	1.00	0.99	
25 Fluoranthene	202	9.978	9.978	0.000	100	1229710	1.00	0.9829	
26 Pyrene	202	10.197	10.197	0.000	100	1300828	1.00	0.9252	
27 Butyl benzyl phthalate	149	10.882	10.874	0.008	100	1930554	5.00	5.23	
28 Benzo[a]anthracene	228	11.488	11.488	0.000	100	1095452	1.00	0.9724	
* 29 Chrysene-d12	240	11.503	11.495	0.008	77	214815	0.2500	0.2500	
30 Chrysene	228	11.534	11.526	0.008	100	1174785	1.00	0.9331	

Compound	Sig	RT (min.)	Adj RT (min.)	Dlt RT (min.)	Q	Response	Cal Amt ug/ml	OnCol Amt ug/ml	Flags
31 Bis(2-ethylhexyl) phthalate	149	11.572	11.564	0.008	99	2888456	5.00	5.24	
32 Di-n-octyl phthalate	149	12.446	12.446	0.000	100	4810424	5.00	5.31	
33 Benzo[b]fluoranthene	252	12.914	12.914	0.000	100	1091346	1.00	0.9154	
34 Benzo[k]fluoranthene	252	12.953	12.953	0.000	100	1242338	1.00	0.9764	
35 Benzo[e]pyrene	252	13.305	13.298	0.007	100	1078812	1.00	0.9380	
$ 36 Benzo(a)pyrene-d12 (Surr)	264	13.344	13.344	0.000	100	806881	1.00	0.99	
37 Benzo[a]pyrene	252	13.382	13.374	0.008	100	1087461	1.00	1.00	
* 38 Perylene-d12	264	13.459	13.459	0.000	100	219472	0.2500	0.2500	
39 Perylene	252	13.497	13.497	0.000	100	1078830	1.00	0.9067	
40 Indeno[1,2,3-cd]pyrene	276	15.103	15.096	0.007	99	910318	1.00	0.9850	M
41 Dibenz(a,h)anthracene	278	15.159	15.152	0.007	98	1070523	1.00	1.00	
42 Benzo[g,h,i]perylene	276	15.569	15.562	0.007	99	1134481	1.00	0.9577	

QC Flag Legend

Processing Flags

Review Flags

M - Manually Integrated

Reagents:

MSS_RVSIM_5_00018 Amount Added: 1.00 Units: mL

Report Date: 29-Jul-2022 11:57:44 Chrom Revision: 2.3 19-Jul-2022 21:48:42

Eurofins Lancaster Laboratories Environment Testing, LLC

Data File:	\\chromfs\Lancaster\ChromData\HP21585\20220728-62933.b\MG1353.D				
Injection Date:	28-Jul-2022 20:27:39	Instrument ID:	HP21585	Operator ID:	kel10217
Lims ID:	IC L5			Worklist Smp#:	4
Client ID:					
Injection Vol:	1.0 ul	Dil. Factor:	1.0000	ALS Bottle#:	0
Method:	8270_SIM_HP21585	Limit Group:	MSSV - 8270D_E SIM		

Column: DB-5MS 20m 0.25mm (0.25 mm)

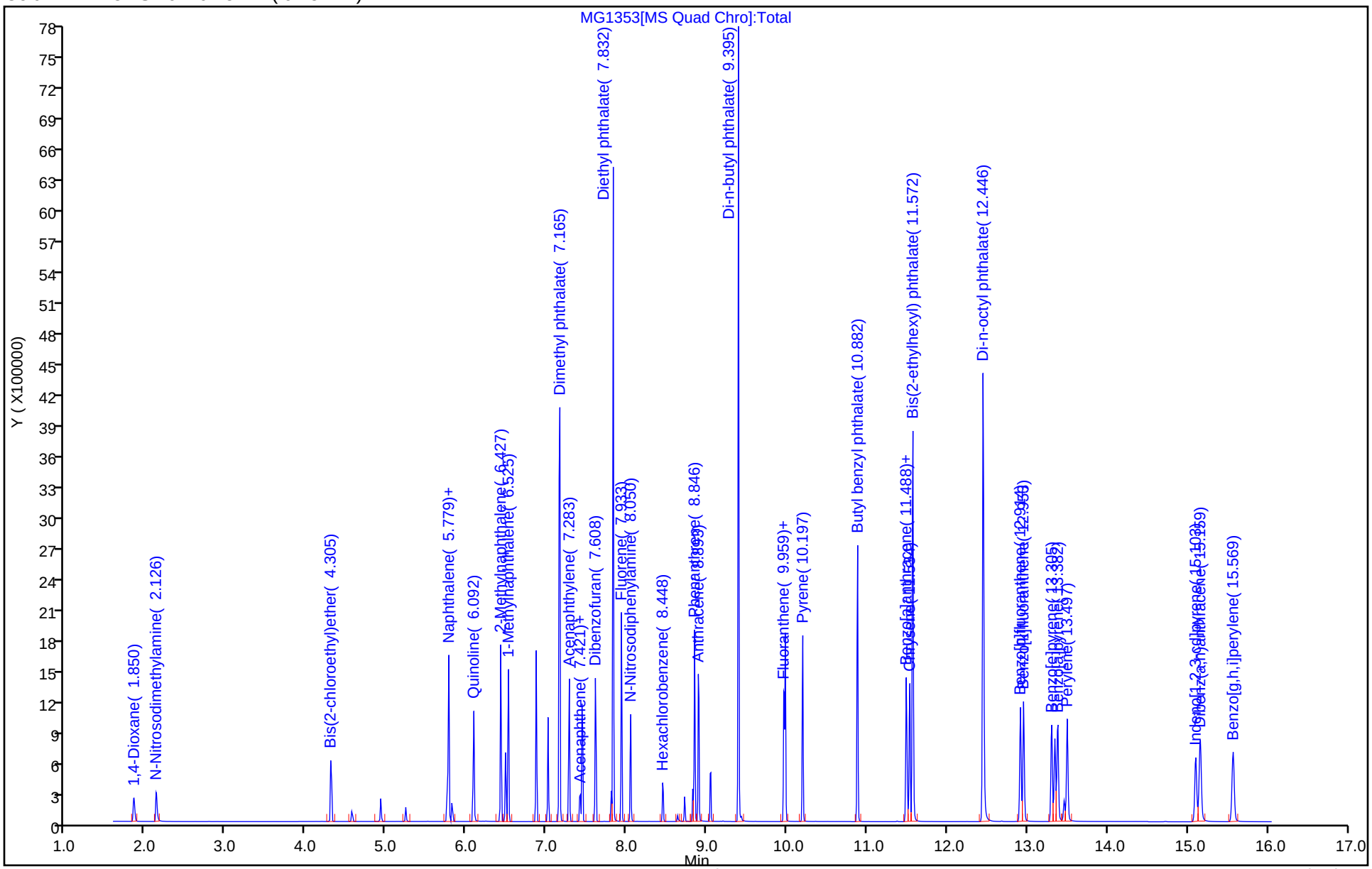

Manual Integration/User Assign Peak Report

Eurofins Lancaster Laboratories Environment Testing, LLC

Data File:	\\chromfs\Lancaster\ChromData\HP21585\20220728-62933.b\MG1353.D				
Injection Date:	28-Jul-2022 20:27:39	Instrument ID:	HP21585		
Lims ID:	IC L5				
Client ID:					
Operator ID:	kel10217	ALS Bottle#:	0	Worklist Smp#:	4
Injection Vol:	1.0 ul	Dil. Factor:	1.0000		
Method:	8270_SIM_HP21585	Limit Group:	MSSV - 8270D_E SIM		
Column:	DB-5MS 20m 0.25mm (0.25 mm)	Detector	MS SCAN		

1 1,4-Dioxane, CAS: 123-91-1

Signal: 1

Processing Integration Results

RT: 1.85
Area: 207051
Amount: 0.217928
Amount Units: ug/ml

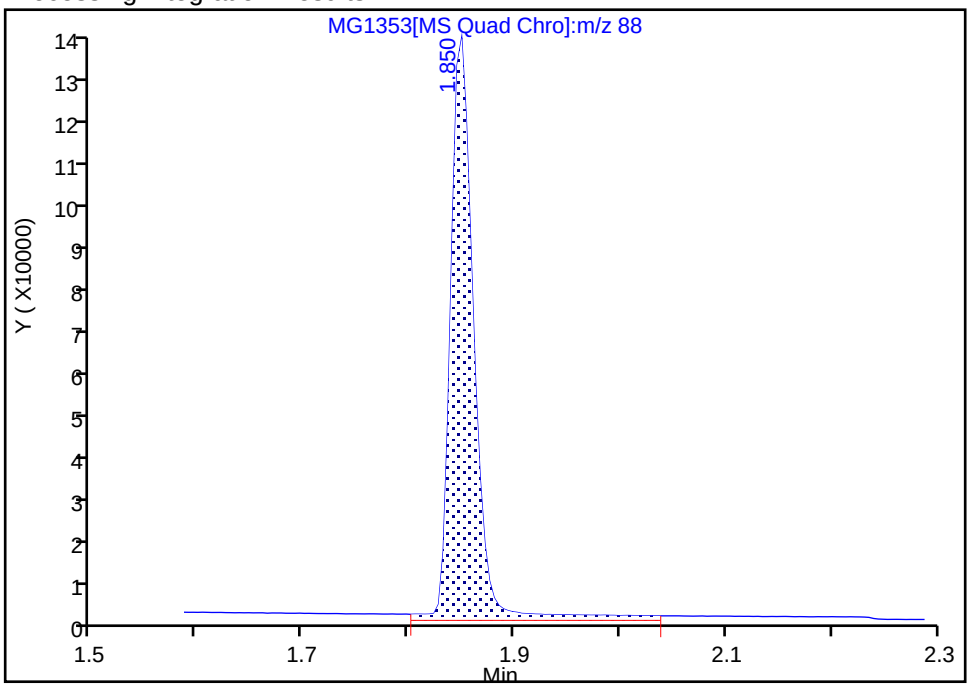

Manual Integration Results

RT: 1.85
Area: 189515
Amount: 0.992864
Amount Units: ug/ml

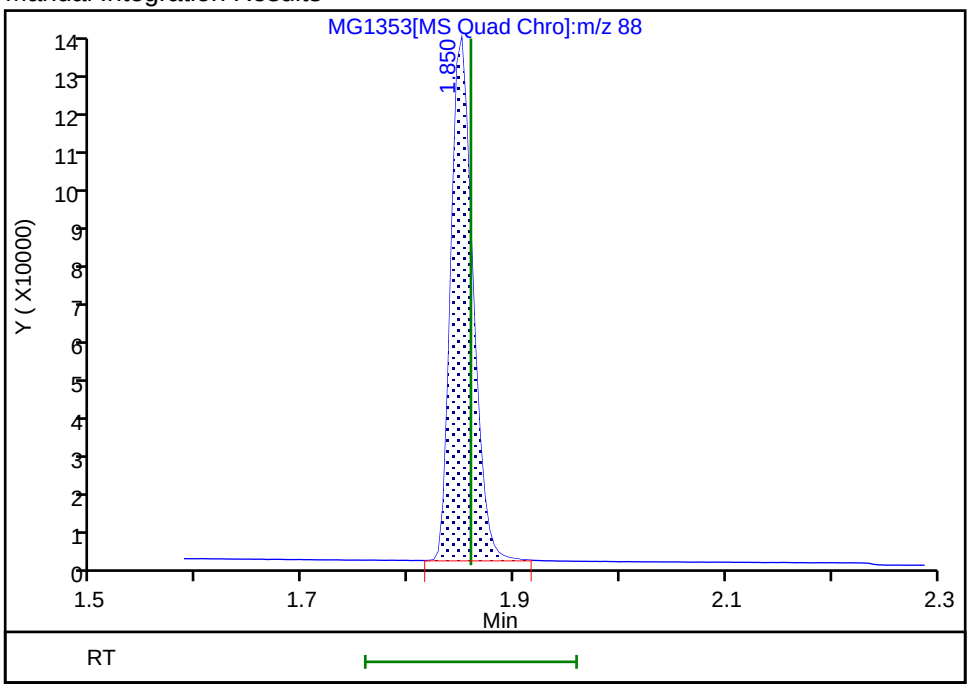

Reviewer: UJM0, 29-Jul-2022 06:37:55
Audit Action: Manually Integrated Audit Reason: Baseline

Manual Integration/User Assign Peak Report

Eurofins Lancaster Laboratories Environment Testing, LLC

Data File:	\\chromfs\Lancaster\ChromData\HP21585\20220728-62933.b\MG1353.D				
Injection Date:	28-Jul-2022 20:27:39	Instrument ID:	HP21585		
Lims ID:	IC L5				
Client ID:					
Operator ID:	kel10217	ALS Bottle#:	0	Worklist Smp#:	4
Injection Vol:	1.0 ul	Dil. Factor:	1.0000		
Method:	8270_SIM_HP21585	Limit Group:	MSSV - 8270D_E SIM		
Column:	DB-5MS 20m 0.25mm (0.25 mm)	Detector	MS SCAN		

40 Indeno[1,2,3-cd]pyrene, CAS: 193-39-5

Signal: 1

Processing Integration Results

RT: 15.10
Area: 1211277
Amount: 1.041170
Amount Units: ug/ml

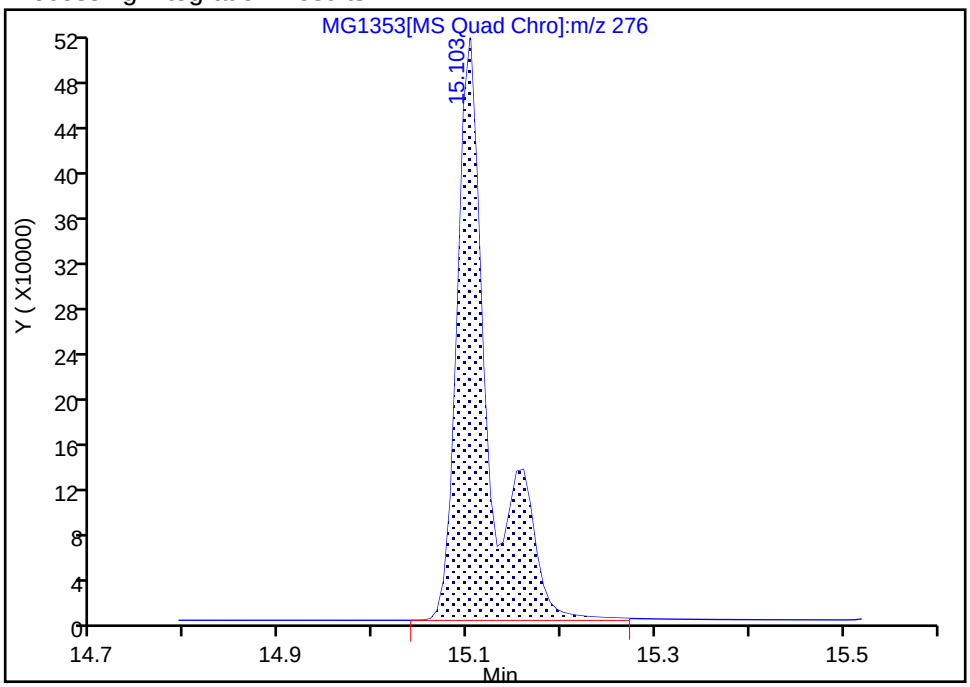

Manual Integration Results

RT: 15.10
Area: 910318
Amount: 0.985002
Amount Units: ug/ml

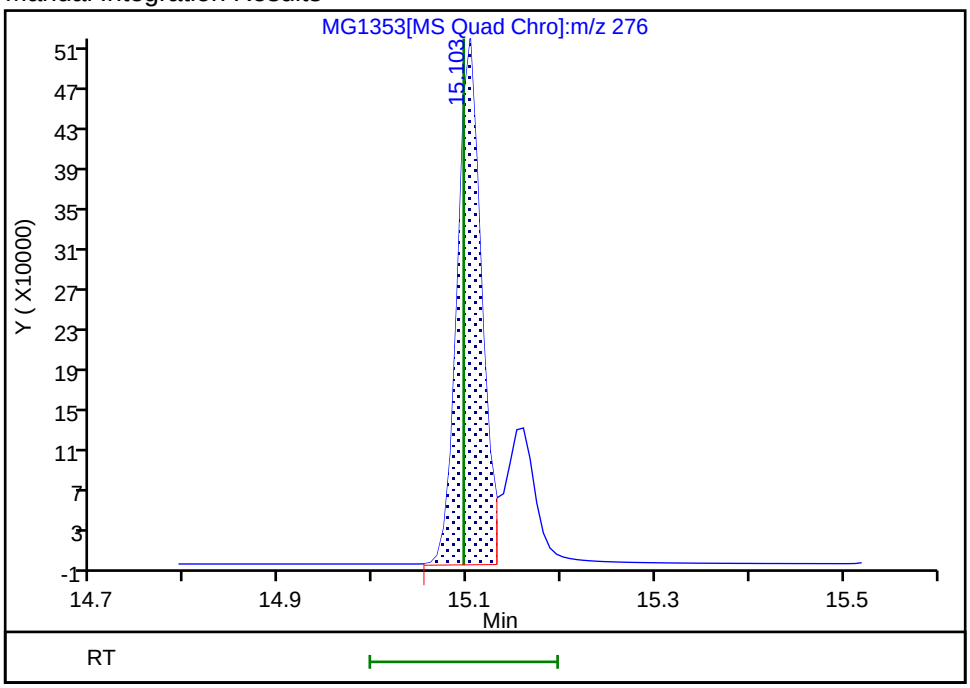

Reviewer: UJM0, 29-Jul-2022 06:37:47
Audit Action: Manually Integrated Audit Reason: Baseline

Eurofins Lancaster Laboratories Environment Testing, LLC
Target Compound Quantitation Report

Data File: \\chromfs\Lancaster\ChromData\HP21585\20220728-62933.b\MG1354.D
Lims ID: IC L3
Client ID:
Sample Type: IC Calib Level: 3
Inject. Date: 28-Jul-2022 20:49:08 ALS Bottle#: 0 Worklist Smp#: 5
Injection Vol: 1.0 ul Dil. Factor: 1.0000
Sample Info: IC L3
Misc. Info.: 410-0062933-005
Operator ID: kel10217 Instrument ID: HP21585
Sublist: chrom-8270_SIM_HP21585*sub3

Method: \\chromfs\Lancaster\ChromData\HP21585\20220728-62933.b\8270_SIM_HP21585.m
Limit Group: MSSV - 8270D_E SIM
Last Update: 29-Jul-2022 11:57:59 Calib Date: 28-Jul-2022 21:32:00
Integrator: Falcon ID Type: Deconvolution ID
Quant Method: Internal Standard Quant By: Initial Calibration
Last ICal File: \\chromfs\Lancaster\ChromData\HP21585\20220728-62933.b\MG1356.D

Column 1 : DB-5MS 20m 0.25mm (0.25 mm) Det: MS SCAN
Process Host: CTX1671

First Level Reviewer: UJM0 Date: 29-Jul-2022 06:39:07

Compound	Sig	RT (min.)	Adj RT (min.)	Dlt RT (min.)	Q	Response	Cal Amt ug/ml	OnCol Amt ug/ml	Flags
1 1,4-Dioxane	88	1.854	1.846	0.008	88	19203	0.1000	0.0990	M
2 N-Nitrosodimethylamine	74	2.139	2.126	0.013	90	23951	0.1000	0.1009	
3 Bis(2-chloroethyl)ether	93	4.317	4.305	0.012	84	42014	0.1000	0.1026	
* 4 1,4-Dichlorobenzene-d4	152	4.580	4.567	0.013	64	68946	0.2500	0.2500	
* 5 Naphthalene-d8	136	5.754	5.755	-0.001	91	234066	0.2500	0.2500	
6 Naphthalene	128	5.779	5.780	-0.001	93	119127	0.1000	0.1018	
7 Quinoline	129	6.092	6.092	0.000	95	69566	0.1000	0.1011	
8 2-Methylnaphthalene	142	6.427	6.427	0.000	99	72981	0.1000	0.1013	
$ 9 1-Methylnaphthalene-d10	152	6.486	6.486	0.000	99	54858	0.1000	0.1026	
10 1-Methylnaphthalene	142	6.525	6.525	0.000	100	68332	0.1000	0.1016	
11 Dimethyl phthalate	163	7.165	7.165	0.000	75	678708	1.00	1.04	
12 Acenaphthylene	152	7.283	7.284	-0.001	96	103887	0.1000	0.0977	
* 13 Acenaphthene-d10	164	7.411	7.421	-0.010	98	131630	0.2500	0.2500	
14 Acenaphthene	154	7.441	7.451	-0.010	88	64637	0.1000	0.0980	
15 Dibenzofuran	168	7.608	7.618	-0.010	95	100563	0.1000	0.1004	
16 Diethyl phthalate	149	7.832	7.832	0.000	98	644688	1.00	1.03	
17 Fluorene	166	7.933	7.933	0.000	98	76800	0.1000	0.0990	
18 N-Nitrosodiphenylamine	169	8.050	8.050	0.000	97	46661	0.1000	0.1024	
19 Hexachlorobenzene	284	8.448	8.456	-0.008	100	22170	0.1000	0.1002	
* 20 Phenanthrene-d10	188	8.823	8.831	-0.008	95	233887	0.2500	0.2500	
21 Phenanthrene	178	8.846	8.847	-0.001	100	111208	0.1000	0.0991	
22 Anthracene	178	8.893	8.901	-0.008	100	103024	0.1000	0.0985	
23 Di-n-butyl phthalate	149	9.395	9.395	0.000	100	900251	1.00	1.05	
$ 24 Fluoranthene-d10 (Surr)	212	9.959	9.965	-0.006	99	98410	0.1000	0.0999	
25 Fluoranthene	202	9.978	9.984	-0.006	100	119669	0.1000	0.0985	
26 Pyrene	202	10.197	10.204	-0.007	100	124918	0.1000	0.0994	
27 Butyl benzyl phthalate	149	10.874	10.882	-0.008	100	252875	1.00	0.9760	
28 Benzo[a]anthracene	228	11.488	11.496	-0.008	100	97577	0.1000	0.0970	
* 29 Chrysene-d12	240	11.503	11.503	0.000	56	191917	0.2500	0.2500	
30 Chrysene	228	11.526	11.534	-0.008	100	113375	0.1000	0.1008	

Compound	Sig	RT (min.)	Adj RT (min.)	Dlt RT (min.)	Q	Response	Cal Amt ug/ml	OnCol Amt ug/ml	Flags
31 Bis(2-ethylhexyl) phthalate	149	11.564	11.572	-0.008	100	387631	1.00	0.9870	
32 Di-n-octyl phthalate	149	12.446	12.454	-0.008	100	590702	1.00	0.9704	
33 Benzo[b]fluoranthene	252	12.914	12.922	-0.008	100	97412	0.1000	0.0986	
34 Benzo[k]fluoranthene	252	12.953	12.960	-0.007	100	106763	0.1000	0.1013	
35 Benzo[e]pyrene	252	13.298	13.306	-0.008	100	96322	0.1000	0.1011	
$ 36 Benzo(a)pyrene-d12 (Surr)	264	13.344	13.352	-0.008	100	65981	0.1000	0.0982	
37 Benzo[a]pyrene	252	13.374	13.382	-0.008	100	90188	0.1000	0.1001	
* 38 Perylene-d12	264	13.459	13.467	-0.008	100	181832	0.2500	0.2500	
39 Perylene	252	13.497	13.505	-0.008	100	101214	0.1000	0.1027	
40 Indeno[1,2,3-cd]pyrene	276	15.096	15.110	-0.014	100	74444	0.1000	0.0972	M
41 Dibenz(a,h)anthracene	278	15.152	15.167	-0.015	98	88760	0.1000	0.0998	
42 Benzo[g,h,i]perylene	276	15.562	15.576	-0.014	98	97965	0.1000	0.0998	

QC Flag Legend

Processing Flags

Review Flags

M - Manually Integrated

Reagents:

MSS_RVSIM_3_00017 Amount Added: 1.00 Units: mL

Report Date: 29-Jul-2022 11:57:59 Chrom Revision: 2.3 19-Jul-2022 21:48:42

Eurofins Lancaster Laboratories Environment Testing, LLC

Data File:	\\chromfs\Lancaster\ChromData\HP21585\20220728-62933.b\MG1354.D				
Injection Date:	28-Jul-2022 20:49:08	Instrument ID:	HP21585	Operator ID:	kel10217
Lims ID:	IC L3			Worklist Smp#:	5
Client ID:					
Injection Vol:	1.0 ul	Dil. Factor:	1.0000	ALS Bottle#:	0
Method:	8270_SIM_HP21585	Limit Group:	MSSV - 8270D_E SIM		

Column: DB-5MS 20m 0.25mm (0.25 mm)

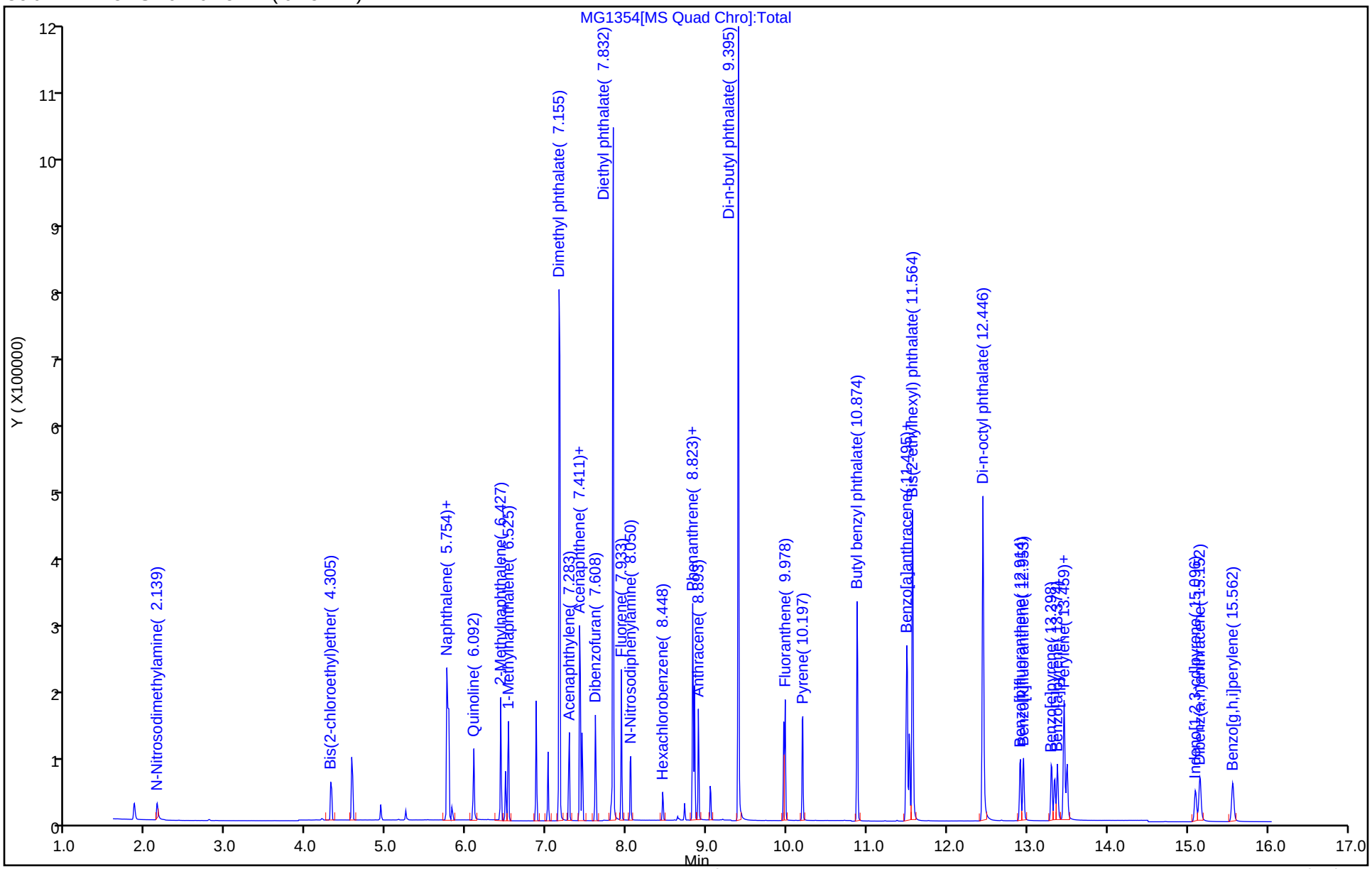

Manual Integration/User Assign Peak Report

Eurofins Lancaster Laboratories Environment Testing, LLC

Data File:	\\chromfs\Lancaster\ChromData\HP21585\20220728-62933.b\MG1354.D				
Injection Date:	28-Jul-2022 20:49:08	Instrument ID:	HP21585		
Lims ID:	IC L3				
Client ID:					
Operator ID:	kel10217	ALS Bottle#:	0	Worklist Smp#:	5
Injection Vol:	1.0 ul	Dil. Factor:	1.0000		
Method:	8270_SIM_HP21585	Limit Group:	MSSV - 8270D_E SIM		
Column:	DB-5MS 20m 0.25mm (0.25 mm)	Detector	MS SCAN		

1 1,4-Dioxane, CAS: 123-91-1

Signal: 1

Processing Integration Results

RT: 1.85
Area: 30770
Amount: 0.031980
Amount Units: ug/ml

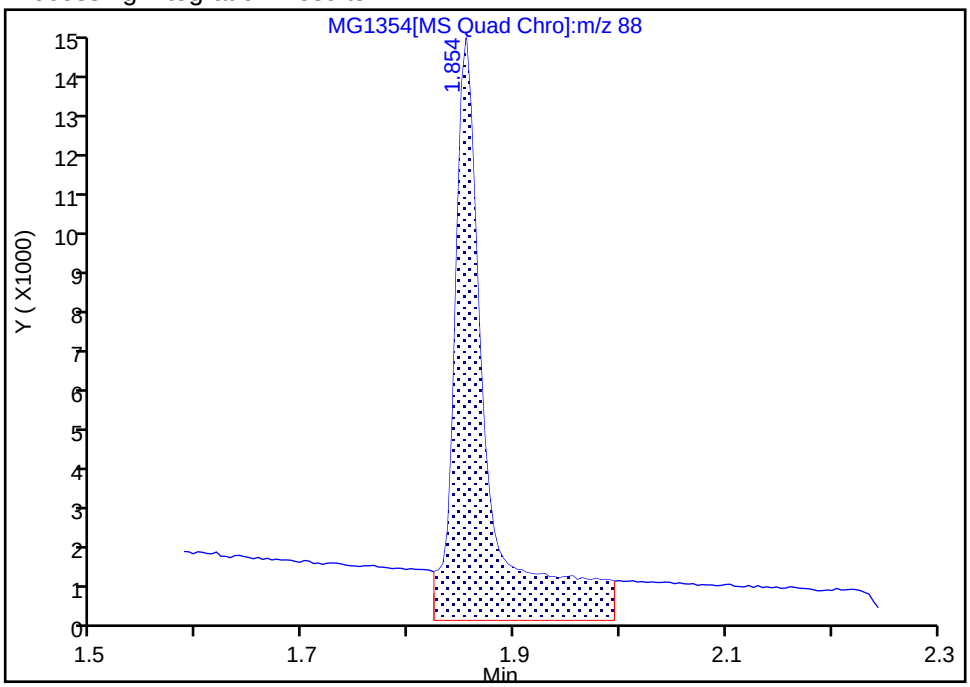

Manual Integration Results

RT: 1.85
Area: 19203
Amount: 0.099035
Amount Units: ug/ml

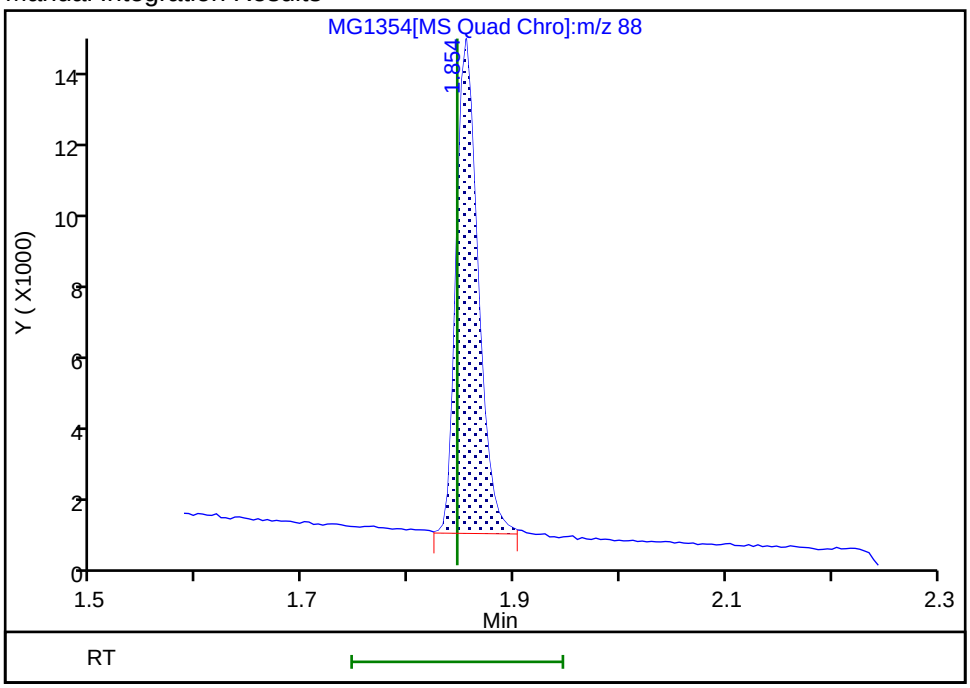

Reviewer: UJM0, 29-Jul-2022 06:38:28
Audit Action: Manually Integrated Audit Reason: Baseline

Manual Integration/User Assign Peak Report

Eurofins Lancaster Laboratories Environment Testing, LLC

Data File:	\\chromfs\Lancaster\ChromData\HP21585\20220728-62933.b\MG1354.D				
Injection Date:	28-Jul-2022 20:49:08	Instrument ID:	HP21585		
Lims ID:	IC L3				
Client ID:					
Operator ID:	kel10217	ALS Bottle#:	0	Worklist Smp#:	5
Injection Vol:	1.0 ul	Dil. Factor:	1.0000		
Method:	8270_SIM_HP21585	Limit Group:	MSSV - 8270D_E SIM		
Column:	DB-5MS 20m 0.25mm (0.25 mm)	Detector	MS SCAN		

40 Indeno[1,2,3-cd]pyrene, CAS: 193-39-5

Signal: 1

Processing Integration Results

RT: 15.10
Area: 101921
Amount: 0.110507
Amount Units: ug/ml

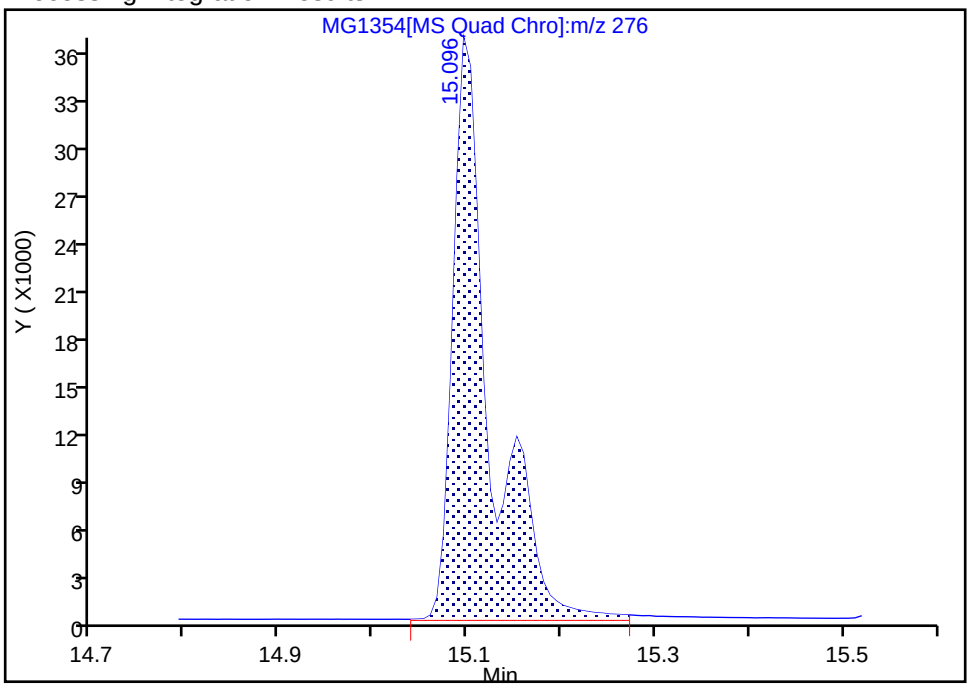

Manual Integration Results

RT: 15.10
Area: 74444
Amount: 0.097226
Amount Units: ug/ml

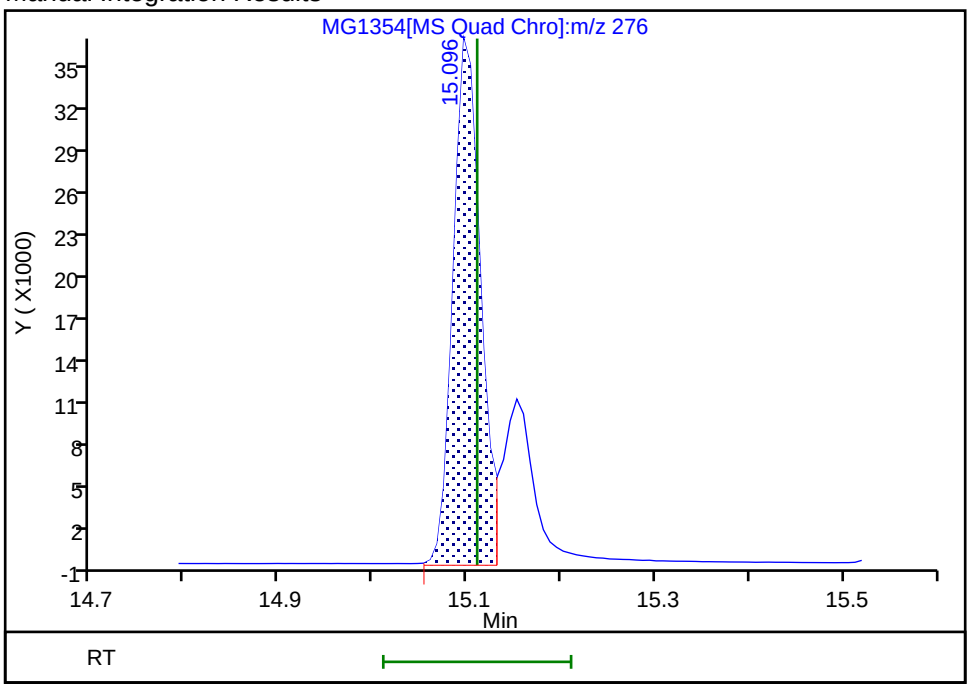

Reviewer: UJM0, 29-Jul-2022 06:38:55

Audit Action: Manually Integrated Audit Reason: Baseline

Eurofins Lancaster Laboratories Environment Testing, LLC
Target Compound Quantitation Report

Data File: \\chromfs\Lancaster\ChromData\HP21585\20220728-62933.b\MG1355.D
Lims ID: IC L2
Client ID:
Sample Type: IC Calib Level: 2
Inject. Date: 28-Jul-2022 21:10:32 ALS Bottle#: 0 Worklist Smp#: 6
Injection Vol: 1.0 ul Dil. Factor: 1.0000
Sample Info: IC L2
Misc. Info.: 410-0062933-006
Operator ID: kel10217 Instrument ID: HP21585
Sublist: chrom-8270_SIM_HP21585*sub3

Method: \\chromfs\Lancaster\ChromData\HP21585\20220728-62933.b\8270_SIM_HP21585.m
Limit Group: MSSV - 8270D_E SIM
Last Update: 29-Jul-2022 11:58:02 Calib Date: 28-Jul-2022 21:32:00
Integrator: Falcon ID Type: Deconvolution ID
Quant Method: Internal Standard Quant By: Initial Calibration
Last ICal File: \\chromfs\Lancaster\ChromData\HP21585\20220728-62933.b\MG1356.D

Column 1 : DB-5MS 20m 0.25mm (0.25 mm) Det: MS SCAN
Process Host: CTX1671

First Level Reviewer: UJM0 Date: 29-Jul-2022 06:39:58

Compound	Sig	RT (min.)	Adj RT (min.)	Dlt RT (min.)	Q	Response	Cal Amt ug/ml	OnCol Amt ug/ml	Flags
1 1,4-Dioxane	88	1.854	1.846	0.008	88	9114	0.0500	0.0480	M
2 N-Nitrosodimethylamine	74	2.144	2.126	0.018	89	11267	0.0500	0.0485	
3 Bis(2-chloroethyl)ether	93	4.317	4.305	0.012	84	20001	0.0500	0.0494	
* 4 1,4-Dichlorobenzene-d4	152	4.580	4.567	0.013	64	67524	0.2500	0.2500	
* 5 Naphthalene-d8	136	5.754	5.755	-0.001	91	231624	0.2500	0.2500	
6 Naphthalene	128	5.779	5.780	-0.001	94	58176	0.0500	0.0502	
7 Quinoline	129	6.092	6.092	0.000	96	32709	0.0500	0.0480	
8 2-Methylnaphthalene	142	6.427	6.427	0.000	98	35775	0.0500	0.0502	
$ 9 1-Methylnaphthalene-d10	152	6.486	6.486	0.000	99	26487	0.0500	0.0500	
10 1-Methylnaphthalene	142	6.525	6.525	0.000	100	33179	0.0500	0.0498	
11 Dimethyl phthalate	163	7.155	7.165	-0.010	75	333649	0.5000	0.5228	
12 Acenaphthylene	152	7.283	7.284	-0.001	96	49630	0.0500	0.0479	
* 13 Acenaphthene-d10	164	7.421	7.421	0.000	97	128291	0.2500	0.2500	
14 Acenaphthene	154	7.441	7.451	-0.010	88	31375	0.0500	0.0488	
15 Dibenzofuran	168	7.608	7.618	-0.010	95	48881	0.0500	0.0500	
16 Diethyl phthalate	149	7.832	7.832	0.000	98	312109	0.5000	0.5106	
17 Fluorene	166	7.933	7.933	0.000	99	36941	0.0500	0.0488	
18 N-Nitrosodiphenylamine	169	8.050	8.050	0.000	99	22915	0.0500	0.0509	
19 Hexachlorobenzene	284	8.448	8.456	-0.008	100	10753	0.0500	0.0492	
* 20 Phenanthrene-d10	188	8.823	8.831	-0.008	95	230813	0.2500	0.2500	
21 Phenanthrene	178	8.847	8.847	0.000	100	55080	0.0500	0.0498	
22 Anthracene	178	8.893	8.901	-0.008	100	49225	0.0500	0.0477	
23 Di-n-butyl phthalate	149	9.395	9.395	0.000	100	412109	0.5000	0.4859	
$ 24 Fluoranthene-d10 (Surr)	212	9.959	9.965	-0.006	99	47722	0.0500	0.0491	
25 Fluoranthene	202	9.978	9.984	-0.006	100	58300	0.0500	0.0486	
26 Pyrene	202	10.191	10.204	-0.013	100	59951	0.0500	0.0497	
27 Butyl benzyl phthalate	149	10.874	10.882	-0.008	100	106162	0.5000	0.4593	
28 Benzo[a]anthracene	228	11.488	11.496	-0.008	100	46481	0.0500	0.0481	
* 29 Chrysene-d12	240	11.495	11.503	-0.008	59	184226	0.2500	0.2500	
30 Chrysene	228	11.526	11.534	-0.008	100	54485	0.0500	0.0505	

Compound	Sig	RT (min.)	Adj RT (min.)	Dlt RT (min.)	Q	Response	Cal Amt ug/ml	OnCol Amt ug/ml	Flags
31 Bis(2-ethylhexyl) phthalate	149	11.565	11.572	-0.007	100	159534	0.5000	0.4553	
32 Di-n-octyl phthalate	149	12.447	12.454	-0.007	100	235365	0.5000	0.4479	
33 Benzo[b]fluoranthene	252	12.907	12.922	-0.015	100	45705	0.0500	0.0497	
34 Benzo[k]fluoranthene	252	12.953	12.960	-0.007	100	48703	0.0500	0.0496	
35 Benzo[e]pyrene	252	13.298	13.306	-0.008	100	44622	0.0500	0.0503	
$ 36 Benzo(a)pyrene-d12 (Surr)	264	13.344	13.352	-0.008	100	30039	0.0500	0.0480	
37 Benzo[a]pyrene	252	13.375	13.382	-0.007	100	39990	0.0500	0.0477	
* 38 Perylene-d12	264	13.459	13.467	-0.008	100	169397	0.2500	0.2500	
39 Perylene	252	13.497	13.505	-0.008	100	47503	0.0500	0.0517	
40 Indeno[1,2,3-cd]pyrene	276	15.096	15.110	-0.014	100	34012	0.0500	0.0477	M
41 Dibenz(a,h)anthracene	278	15.152	15.167	-0.015	98	39820	0.0500	0.0481	
42 Benzo[g,h,i]perylene	276	15.562	15.576	-0.014	98	45391	0.0500	0.0496	

QC Flag Legend

Processing Flags

Review Flags

M - Manually Integrated

Reagents:

MSS_RVSIM_2_00018 Amount Added: 1.00 Units: mL

Report Date: 29-Jul-2022 11:58:03 Chrom Revision: 2.3 19-Jul-2022 21:48:42

Eurofins Lancaster Laboratories Environment Testing, LLC

Data File:	\\chromfs\Lancaster\ChromData\HP21585\20220728-62933.b\MG1355.D				
Injection Date:	28-Jul-2022 21:10:32	Instrument ID:	HP21585	Operator ID:	kel10217
Lims ID:	IC L2			Worklist Smp#:	6
Client ID:					
Injection Vol:	1.0 ul	Dil. Factor:	1.0000	ALS Bottle#:	0
Method:	8270_SIM_HP21585	Limit Group:	MSSV - 8270D_E SIM		

Column: DB-5MS 20m 0.25mm (0.25 mm)

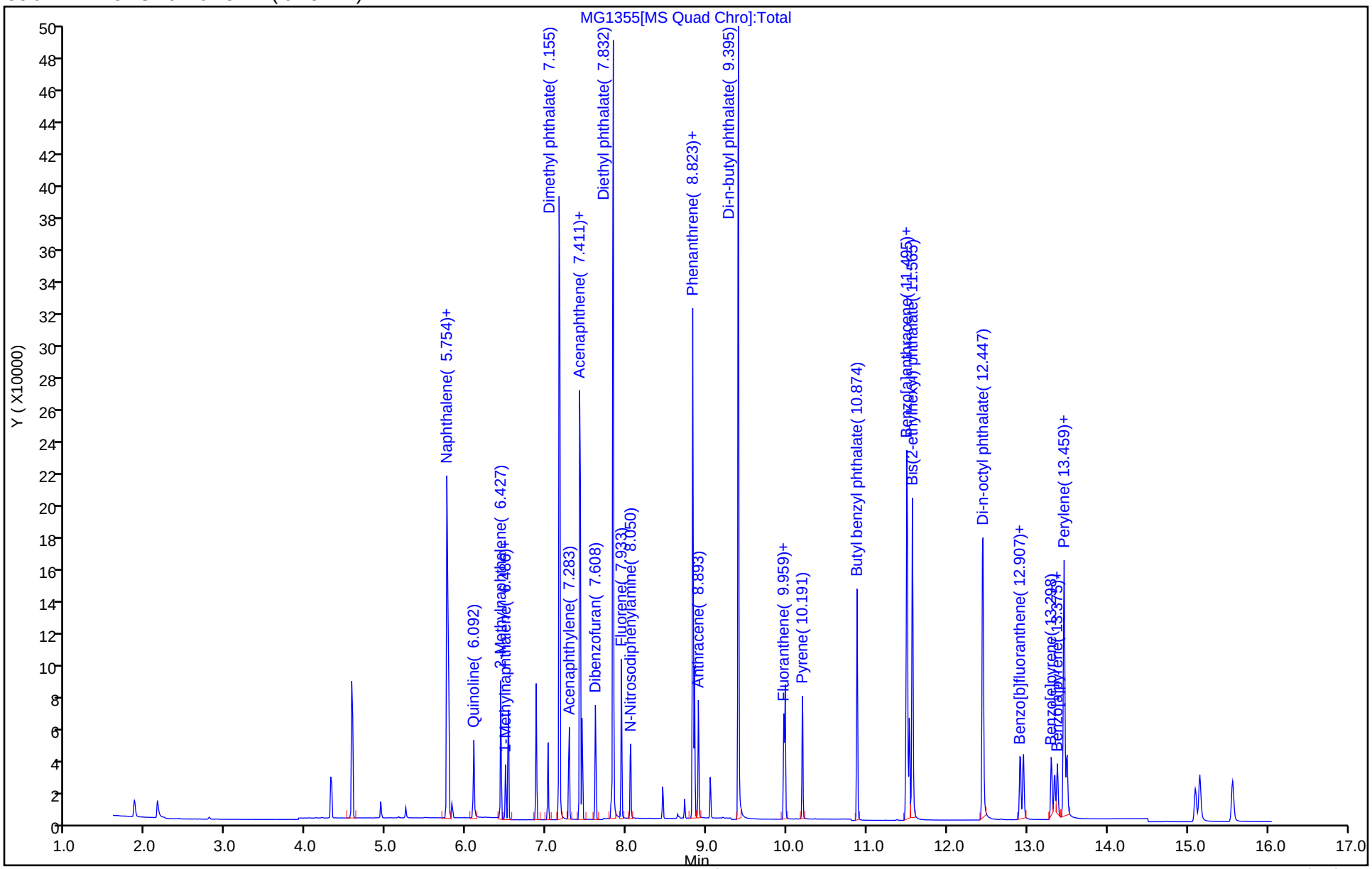

Manual Integration/User Assign Peak Report

Eurofins Lancaster Laboratories Environment Testing, LLC

Data File:	\\chromfs\Lancaster\ChromData\HP21585\20220728-62933.b\MG1355.D				
Injection Date:	28-Jul-2022 21:10:32	Instrument ID:	HP21585		
Lims ID:	IC L2				
Client ID:					
Operator ID:	kel10217	ALS Bottle#:	0	Worklist Smp#:	6
Injection Vol:	1.0 ul	Dil. Factor:	1.0000		
Method:	8270_SIM_HP21585	Limit Group:	MSSV - 8270D_E SIM		
Column:	DB-5MS 20m 0.25mm (0.25 mm)	Detector	MS SCAN		

1 1,4-Dioxane, CAS: 123-91-1

Signal: 1

Processing Integration Results

RT: 1.85
Area: 18354
Amount: 0.019876
Amount Units: ug/ml

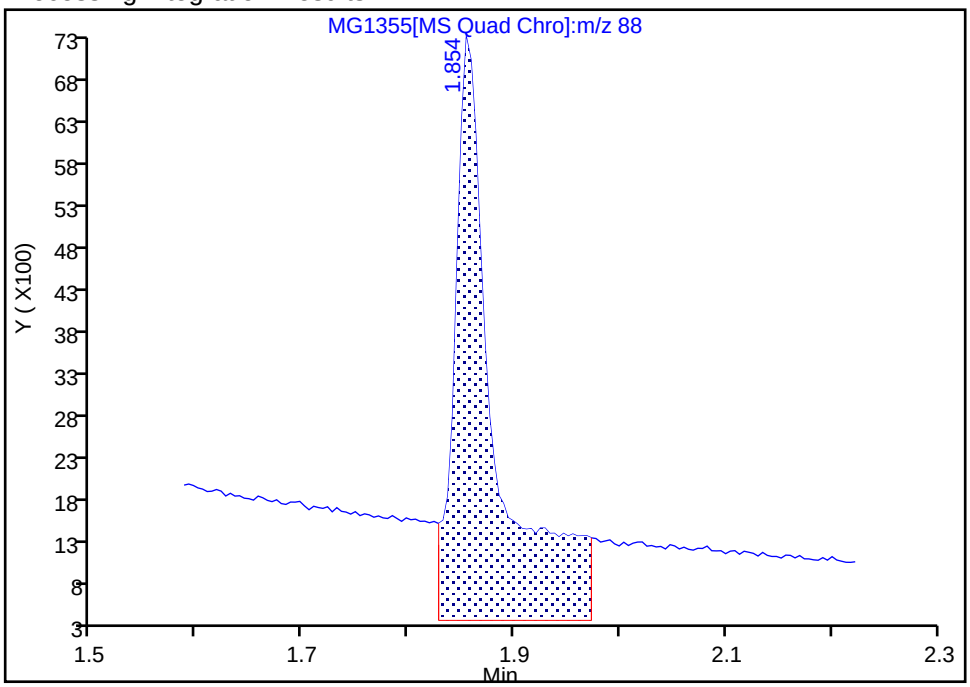

Manual Integration Results

RT: 1.85
Area: 9114
Amount: 0.047993
Amount Units: ug/ml

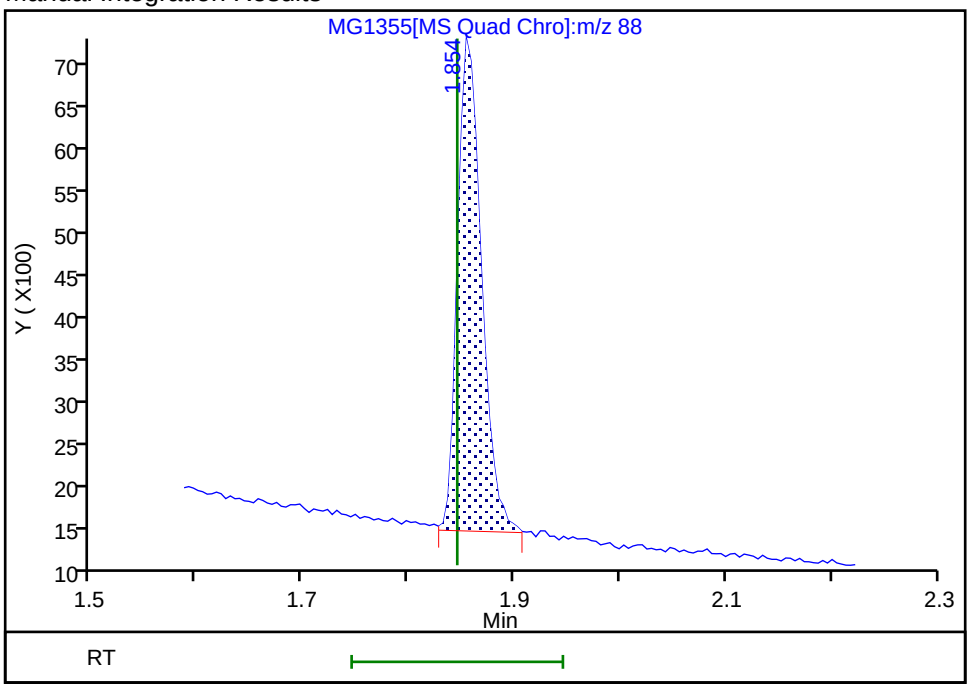

Reviewer: UJM0, 29-Jul-2022 06:39:18
Audit Action: Manually Integrated Audit Reason: Baseline

Eurofins Lancaster Laboratories Environment Testing, LLC

Data File:	\\chromfs\Lancaster\ChromData\HP21585\20220728-62933.b\MG1355.D				
Injection Date:	28-Jul-2022 21:10:32	Instrument ID:	HP21585		
Lims ID:	IC L2				
Client ID:					
Operator ID:	kel10217	ALS Bottle#:	0	Worklist Smp#:	6
Injection Vol:	1.0 ul	Dil. Factor:	1.0000		
Method:	8270_SIM_HP21585	Limit Group:	MSSV - 8270D_E SIM		
Column:	DB-5MS 20m 0.25mm (0.25 mm)	Detector	MS SCAN		

40 Indeno[1,2,3-cd]pyrene, CAS: 193-39-5

Signal: 1

Processing Integration Results

RT: 15.10
Area: 47031
Amount: 0.057596
Amount Units: ug/ml

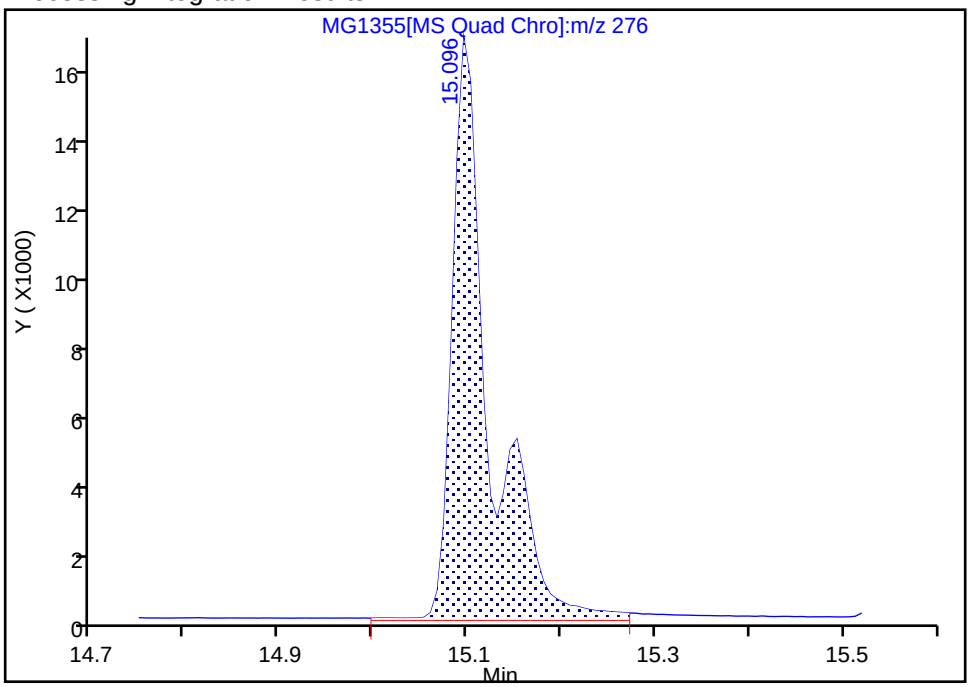

Manual Integration Results

RT: 15.10
Area: 34012
Amount: 0.047681
Amount Units: ug/ml

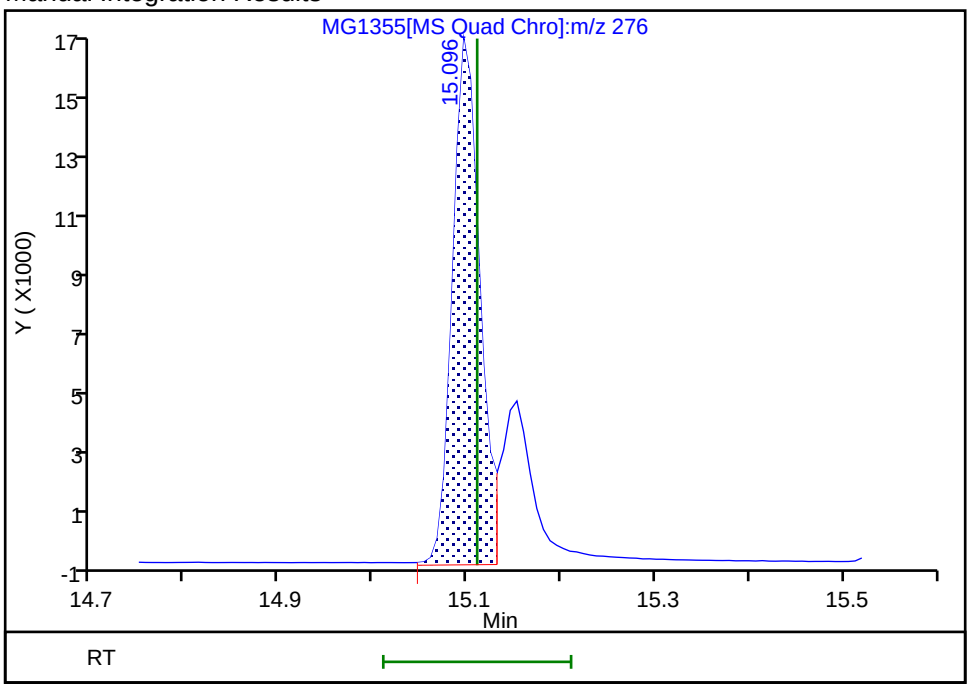

Reviewer: UJM0, 29-Jul-2022 06:39:50
Audit Action: Manually Integrated Audit Reason: Baseline

Eurofins Lancaster Laboratories Environment Testing, LLC
Target Compound Quantitation Report

Data File: \\chromfs\Lancaster\ChromData\HP21585\20220728-62933.b\MG1356.D
Lims ID: IC L1
Client ID:
Sample Type: IC Calib Level: 1
Inject. Date: 28-Jul-2022 21:32:00 ALS Bottle#: 0 Worklist Smp#: 7
Injection Vol: 1.0 ul Dil. Factor: 1.0000
Sample Info: IC L1
Misc. Info.: 410-0062933-007
Operator ID: kel10217 Instrument ID: HP21585
Sublist: chrom-8270_SIM_HP21585*sub3

Method: \\chromfs\Lancaster\ChromData\HP21585\20220728-62933.b\8270_SIM_HP21585.m
Limit Group: MSSV - 8270D_E SIM
Last Update: 29-Jul-2022 11:58:05 Calib Date: 28-Jul-2022 21:32:00
Integrator: Falcon ID Type: Deconvolution ID
Quant Method: Internal Standard Quant By: Initial Calibration
Last ICal File: \\chromfs\Lancaster\ChromData\HP21585\20220728-62933.b\MG1356.D

Column 1 : DB-5MS 20m 0.25mm (0.25 mm) Det: MS SCAN
Process Host: CTX1671

First Level Reviewer: UJM0 Date: 29-Jul-2022 06:41:01

Compound	Sig	RT (min.)	Adj RT (min.)	Dlt RT (min.)	Q	Response	Cal Amt ug/ml	OnCol Amt ug/ml	Flags
1 1,4-Dioxane	88	1.859	1.859	0.000	89	1931	0.0100	0.0102	M
2 N-Nitrosodimethylamine	74	2.152	2.152	0.000	89	2146	0.0100	0.009266	M
3 Bis(2-chloroethyl)ether	93	4.305	4.305	0.000	82	4321	0.0100	0.0106	
* 4 1,4-Dichlorobenzene-d4	152	4.567	4.567	0.000	91	67283	0.2500	0.2500	
* 5 Naphthalene-d8	136	5.754	5.754	0.000	91	232565	0.2500	0.2500	
6 Naphthalene	128	5.779	5.779	0.000	94	12399	0.0100	0.0107	
7 Quinoline	129	6.092	6.092	0.000	97	6825	0.0100	0.0100	
8 2-Methylnaphthalene	142	6.426	6.426	0.000	99	7716	0.0100	0.0108	
$ 9 1-Methylnaphthalene-d10	152	6.486	6.486	0.000	99	5610	0.0100	0.0106	
10 1-Methylnaphthalene	142	6.525	6.525	0.000	100	7082	0.0100	0.0106	
11 Dimethyl phthalate	163	7.155	7.155	0.000	81	53864	0.1000	0.0862	
12 Acenaphthylene	152	7.283	7.283	0.000	96	10350	0.0100	0.0102	
* 13 Acenaphthene-d10	164	7.411	7.411	0.000	98	125570	0.2500	0.2500	
14 Acenaphthene	154	7.441	7.441	0.000	92	6532	0.0100	0.0104	
15 Dibenzofuran	168	7.608	7.608	0.000	94	10165	0.0100	0.0106	
16 Diethyl phthalate	149	7.824	7.824	0.000	99	49027	0.1000	0.0819	
17 Fluorene	166	7.933	7.933	0.000	98	7661	0.0100	0.0103	
18 N-Nitrosodiphenylamine	169	8.050	8.050	0.000	98	4674	0.0100	0.0108	
19 Hexachlorobenzene	284	8.448	8.448	0.000	99	2277	0.0100	0.0108	
* 20 Phenanthrene-d10	188	8.823	8.823	0.000	95	222698	0.2500	0.2500	
21 Phenanthrene	178	8.846	8.846	0.000	100	11507	0.0100	0.0108	
22 Anthracene	178	8.893	8.893	0.000	100	10107	0.0100	0.0101	
23 Di-n-butyl phthalate	149	9.388	9.388	0.000	100	58417	0.1000	0.0714	
$ 24 Fluoranthene-d10 (Surr)	212	9.959	9.959	0.000	98	9271	0.0100	0.009881	
25 Fluoranthene	202	9.978	9.978	0.000	100	12013	0.0100	0.0104	
26 Pyrene	202	10.197	10.197	0.000	100	12873	0.0100	0.0115	
27 Butyl benzyl phthalate	149	10.874	10.874	0.000	100	14927	0.1000	0.1016	
28 Benzo[a]anthracene	228	11.488	11.488	0.000	100	9451	0.0100	0.0105	
* 29 Chrysene-d12	240	11.495	11.495	0.000	57	171370	0.2500	0.2500	
30 Chrysene	228	11.526	11.526	0.000	100	10846	0.0100	0.0108	

Compound	Sig	RT (min.)	Adj RT (min.)	Dlt RT (min.)	Q	Response	Cal Amt ug/ml	OnCol Amt ug/ml	Flags
31 Bis(2-ethylhexyl) phthalate	149	11.564	11.564	0.000	100	22671	0.1000	0.1016	
32 Di-n-octyl phthalate	149	12.446	12.446	0.000	100	31589	0.1000	0.1020	
33 Benzo[b]fluoranthene	252	12.914	12.914	0.000	100	9478	0.0100	0.0113	
34 Benzo[k]fluoranthene	252	12.953	12.953	0.000	100	9420	0.0100	0.0105	
35 Benzo[e]pyrene	252	13.298	13.298	0.000	100	8790	0.0100	0.0109	
$ 36 Benzo(a)pyrene-d12 (Surr)	264	13.344	13.344	0.000	100	5623	0.0100	0.009861	
37 Benzo[a]pyrene	252	13.374	13.374	0.000	100	7363	0.0100	0.009635	
* 38 Perylene-d12	264	13.459	13.459	0.000	100	154251	0.2500	0.2500	
39 Perylene	252	13.497	13.497	0.000	100	9604	0.0100	0.0115	
40 Indeno[1,2,3-cd]pyrene	276	15.096	15.096	0.000	100	6489	0.0100	0.0100	M
41 Dibenz(a,h)anthracene	278	15.152	15.152	0.000	95	7178	0.0100	0.009517	
42 Benzo[g,h,i]perylene	276	15.562	15.562	0.000	98	8673	0.0100	0.0104	

QC Flag Legend

Processing Flags

Review Flags

M - Manually Integrated

Reagents:

MSS_RVSIM_1_00018 Amount Added: 1.00 Units: mL

Report Date: 29-Jul-2022 11:58:06 Chrom Revision: 2.3 19-Jul-2022 21:48:42

Eurofins Lancaster Laboratories Environment Testing, LLC

Data File:	\\chromfs\Lancaster\ChromData\HP21585\20220728-62933.b\MG1356.D				
Injection Date:	28-Jul-2022 21:32:00	Instrument ID:	HP21585	Operator ID:	kel10217
Lims ID:	IC L1			Worklist Smp#:	7
Client ID:					
Injection Vol:	1.0 ul	Dil. Factor:	1.0000	ALS Bottle#:	0
Method:	8270_SIM_HP21585	Limit Group:	MSSV - 8270D_E SIM		

Column: DB-5MS 20m 0.25mm (0.25 mm)

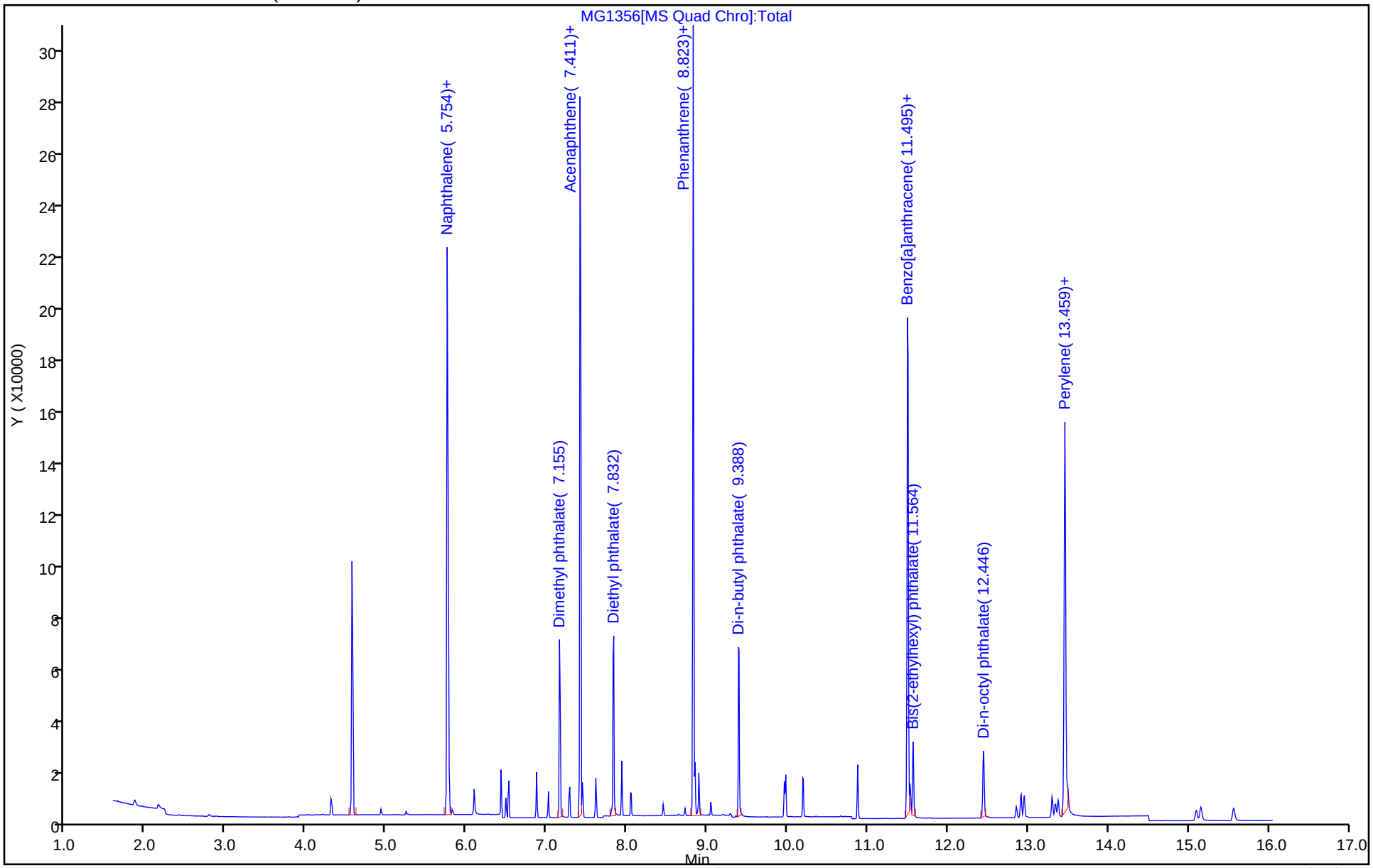

Manual Integration/User Assign Peak Report

Eurofins Lancaster Laboratories Environment Testing, LLC

Data File:	\\chromfs\Lancaster\ChromData\HP21585\20220728-62933.b\MG1356.D				
Injection Date:	28-Jul-2022 21:32:00	Instrument ID:	HP21585		
Lims ID:	IC L1				
Client ID:					
Operator ID:	kel10217	ALS Bottle#:	0	Worklist Smp#:	7
Injection Vol:	1.0 ul	Dil. Factor:	1.0000		
Method:	8270_SIM_HP21585	Limit Group:	MSSV - 8270D_E SIM		
Column:	DB-5MS 20m 0.25mm (0.25 mm)	Detector	MS SCAN		

1 1,4-Dioxane, CAS: 123-91-1

Signal: 1

Processing Integration Results

RT: 1.86
Area: 43590
Amount: 0.049336
Amount Units: ug/ml

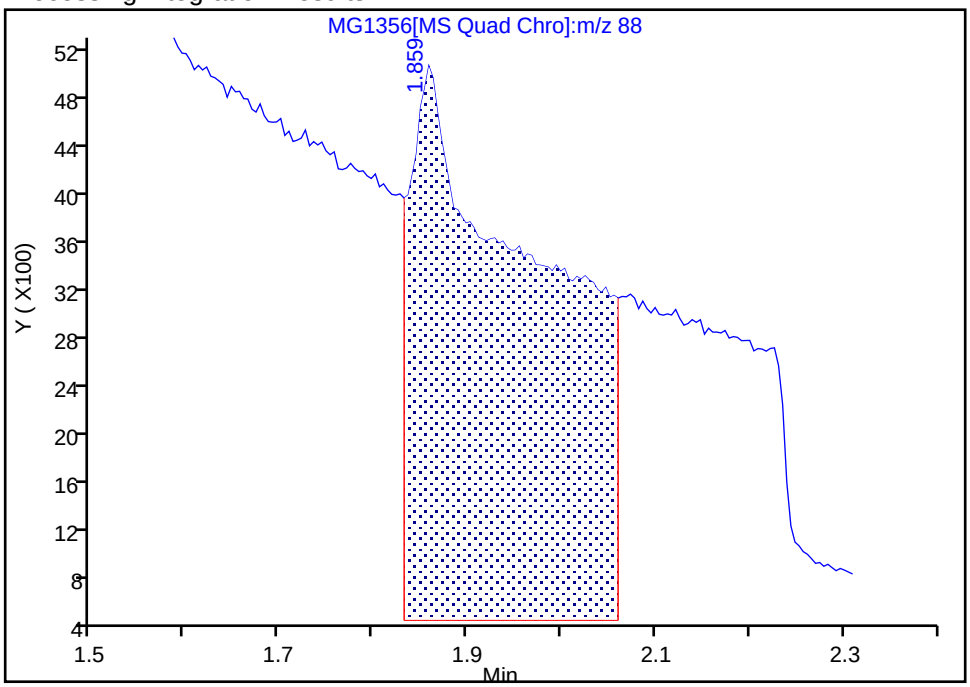

Manual Integration Results

RT: 1.86
Area: 1931
Amount: 0.010205
Amount Units: ug/ml

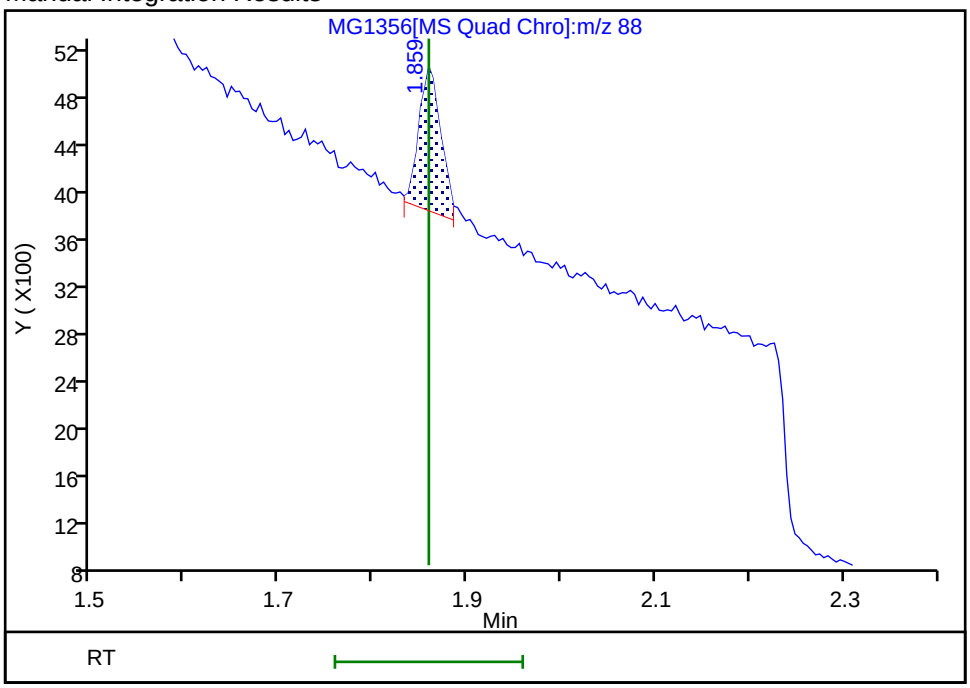

Reviewer: UJM0, 29-Jul-2022 06:40:13
Audit Action: Manually Integrated Audit Reason: Baseline

Manual Integration/User Assign Peak Report

Eurofins Lancaster Laboratories Environment Testing, LLC

Data File:	\\chromfs\Lancaster\ChromData\HP21585\20220728-62933.b\MG1356.D				
Injection Date:	28-Jul-2022 21:32:00	Instrument ID:	HP21585		
Lims ID:	IC L1				
Client ID:					
Operator ID:	kel10217	ALS Bottle#:	0	Worklist Smp#:	7
Injection Vol:	1.0 ul	Dil. Factor:	1.0000		
Method:	8270_SIM_HP21585	Limit Group:	MSSV - 8270D_E SIM		
Column:	DB-5MS 20m 0.25mm (0.25 mm)	Detector	MS SCAN		

2 N-Nitrosodimethylamine, CAS: 62-75-9

Signal: 1

Processing Integration Results

RT: 2.15
Area: 2425
Amount: 0.010265
Amount Units: ug/ml

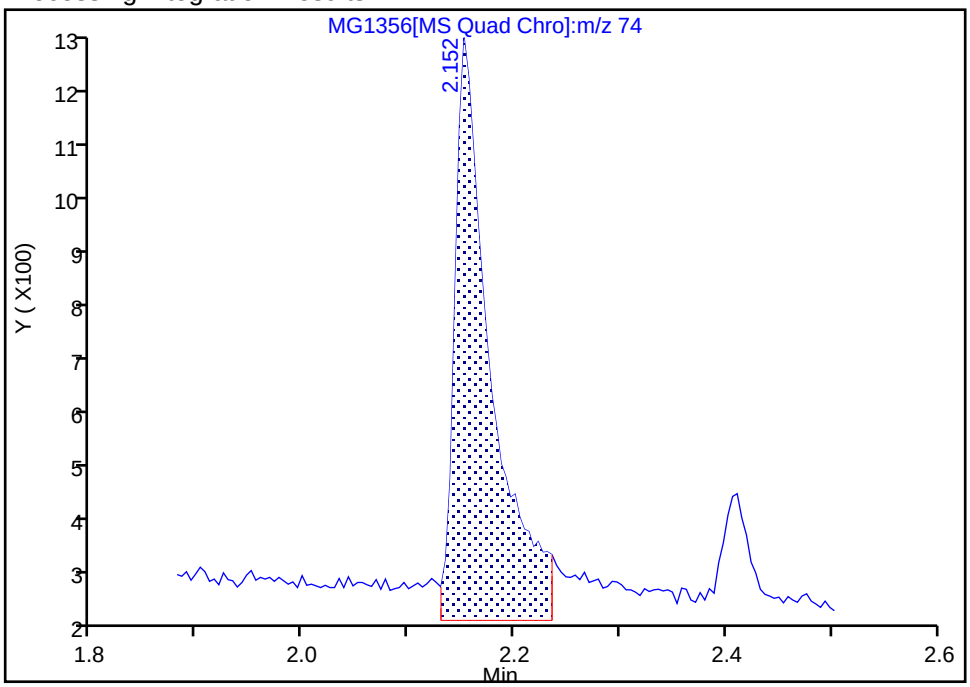

Manual Integration Results

RT: 2.15
Area: 2146
Amount: 0.009266
Amount Units: ug/ml

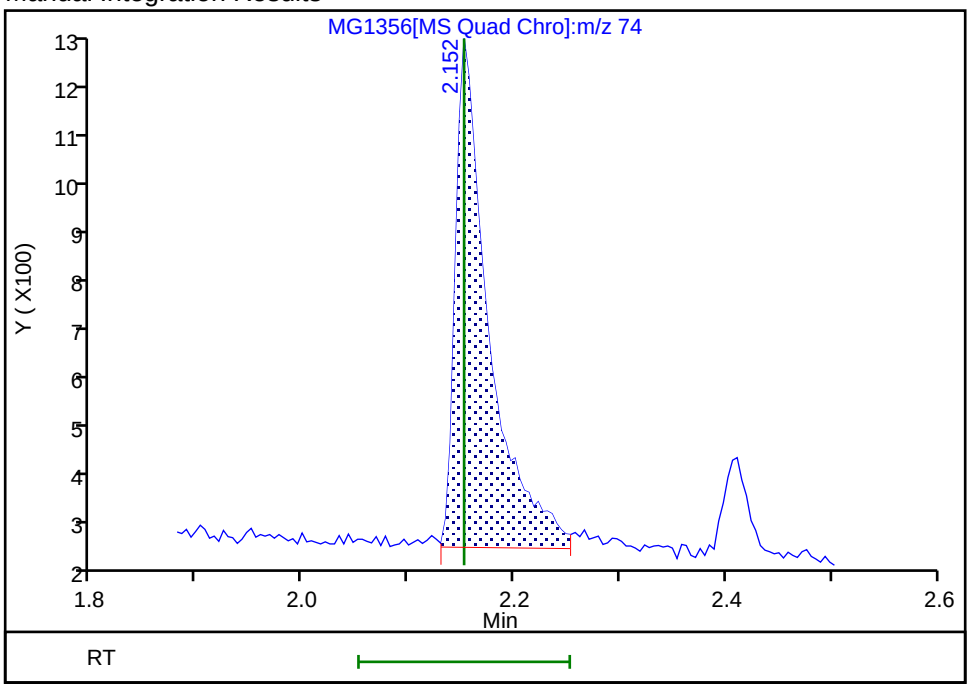

Reviewer: UJM0, 29-Jul-2022 06:40:22
Audit Action: Manually Integrated Audit Reason: Baseline

Eurofins Lancaster Laboratories Environment Testing, LLC

Data File:	\\chromfs\Lancaster\ChromData\HP21585\20220728-62933.b\MG1356.D				
Injection Date:	28-Jul-2022 21:32:00	Instrument ID:	HP21585		
Lims ID:	IC L1				
Client ID:					
Operator ID:	kel10217	ALS Bottle#:	0	Worklist Smp#:	7
Injection Vol:	1.0 ul	Dil. Factor:	1.0000		
Method:	8270_SIM_HP21585	Limit Group:	MSSV - 8270D_E SIM		
Column:	DB-5MS 20m 0.25mm (0.25 mm)	Detector	MS SCAN		

40 Indeno[1,2,3-cd]pyrene, CAS: 193-39-5

Signal: 1

Processing Integration Results

RT: 15.10
Area: 9787
Amount: 0.013892
Amount Units: ug/ml

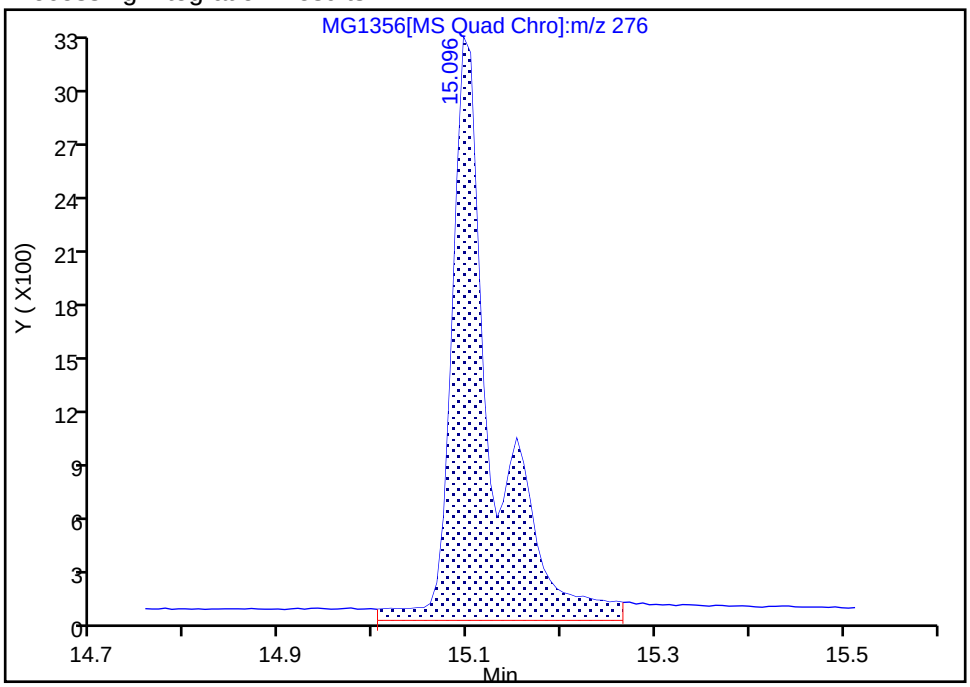

Manual Integration Results

RT: 15.10
Area: 6489
Amount: 0.009990
Amount Units: ug/ml

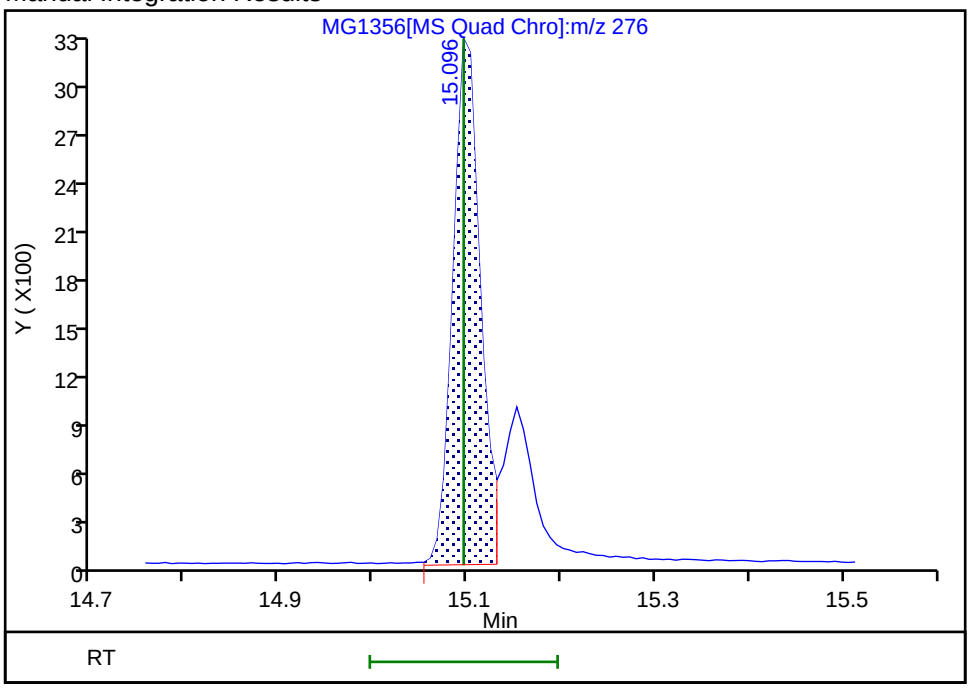

Reviewer: UJM0, 29-Jul-2022 06:40:53
Audit Action: Manually Integrated Audit Reason: Baseline

Calibration / 1,4-Dioxane

Curve Type:	Average
Weighting:	Conc_Sq
Origin:	Force
Dependency:	Response
Calib Mode:	ISTD
Response Base:	AREA
RF Rounding:	0

Curve Coefficients

Intercept:	0
Slope:	0.7031

Error Coefficients

Standard Error:	238000
Relative Standard Error:	2.5
Correlation Coefficient:	1.000
Coefficient of Determination (Adjusted):	0.999

ID	Level	Concentration	Rel. Resp.	IS Amount	IS Response	RRF	Used
1	IC 410-280637/7	0.01	0.007175	0.25	67283.0	0.717492	Y
2	IC 410-280637/6	0.05	0.033744	0.25	67524.0	0.674871	Y
3	IC 410-280637/5	0.1	0.069631	0.25	68946.0	0.696306	Y
4	ICIS 410-280637/2	0.5	0.354056	0.25	62721.0	0.708112	Y
5	IC 410-280637/4	1.0	0.698071	0.25	67871.0	0.698071	Y
6	IC 410-280637/3	2.5	1.809187	0.25	67460.0	0.723675	Y

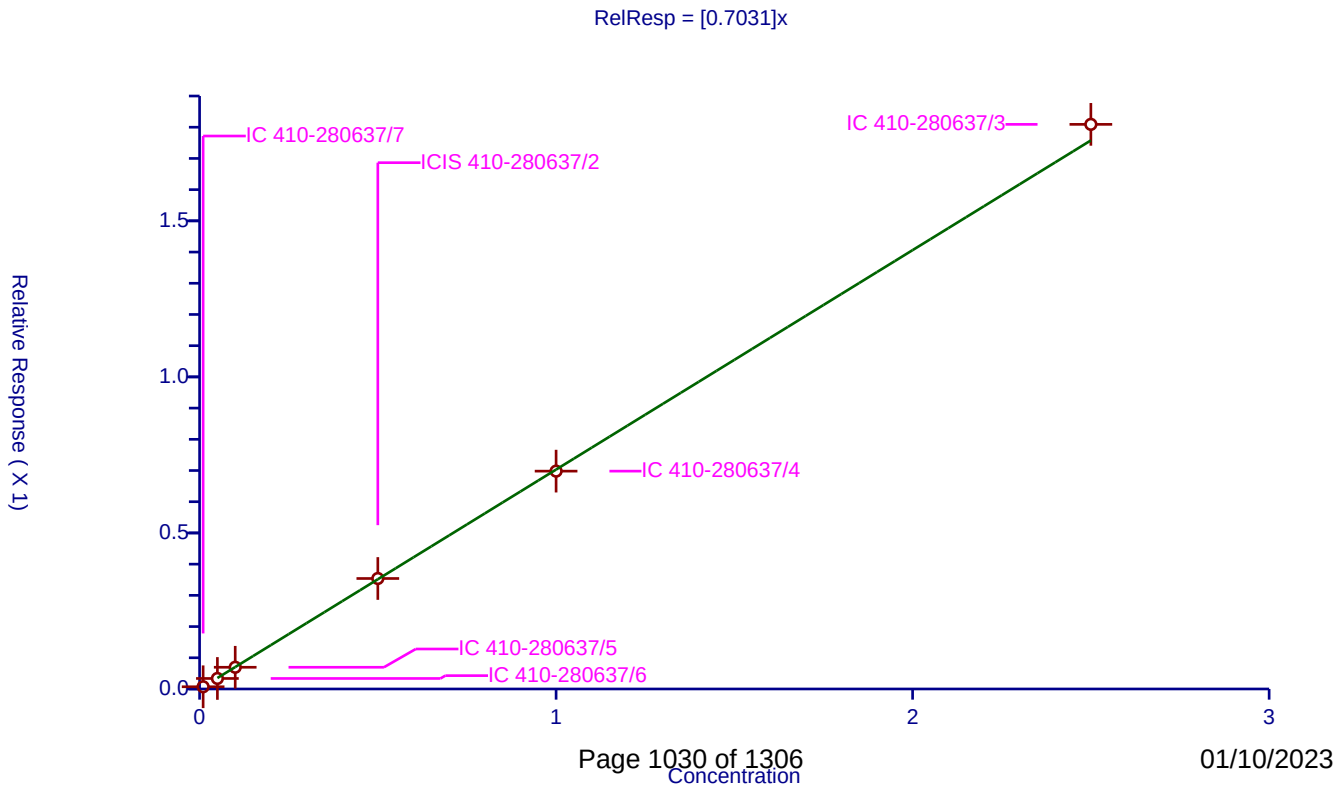

Calibration / N-Nitrosodimethylamine

Curve Type:	Average
Weighting:	Conc_Sq
Origin:	Force
Dependency:	Response
Calib Mode:	ISTD
Response Base:	AREA
RF Rounding:	0

Curve Coefficients

Intercept:	0
Slope:	0.8605

Error Coefficients

Standard Error:	295000
Relative Standard Error:	4.4
Correlation Coefficient:	1.000
Coefficient of Determination (Adjusted):	0.998

ID	Level	Concentration	Rel. Resp.	IS Amount	IS Response	RRF	Used
1	IC 410-280637/7	0.01	0.007974	0.25	67283.0	0.797378	Y
2	IC 410-280637/6	0.05	0.041715	0.25	67524.0	0.834296	Y
3	IC 410-280637/5	0.1	0.086847	0.25	68946.0	0.86847	Y
4	ICIS 410-280637/2	0.5	0.443376	0.25	62721.0	0.886752	Y
5	IC 410-280637/4	1.0	0.881868	0.25	67871.0	0.881868	Y
6	IC 410-280637/3	2.5	2.235925	0.25	67460.0	0.89437	Y

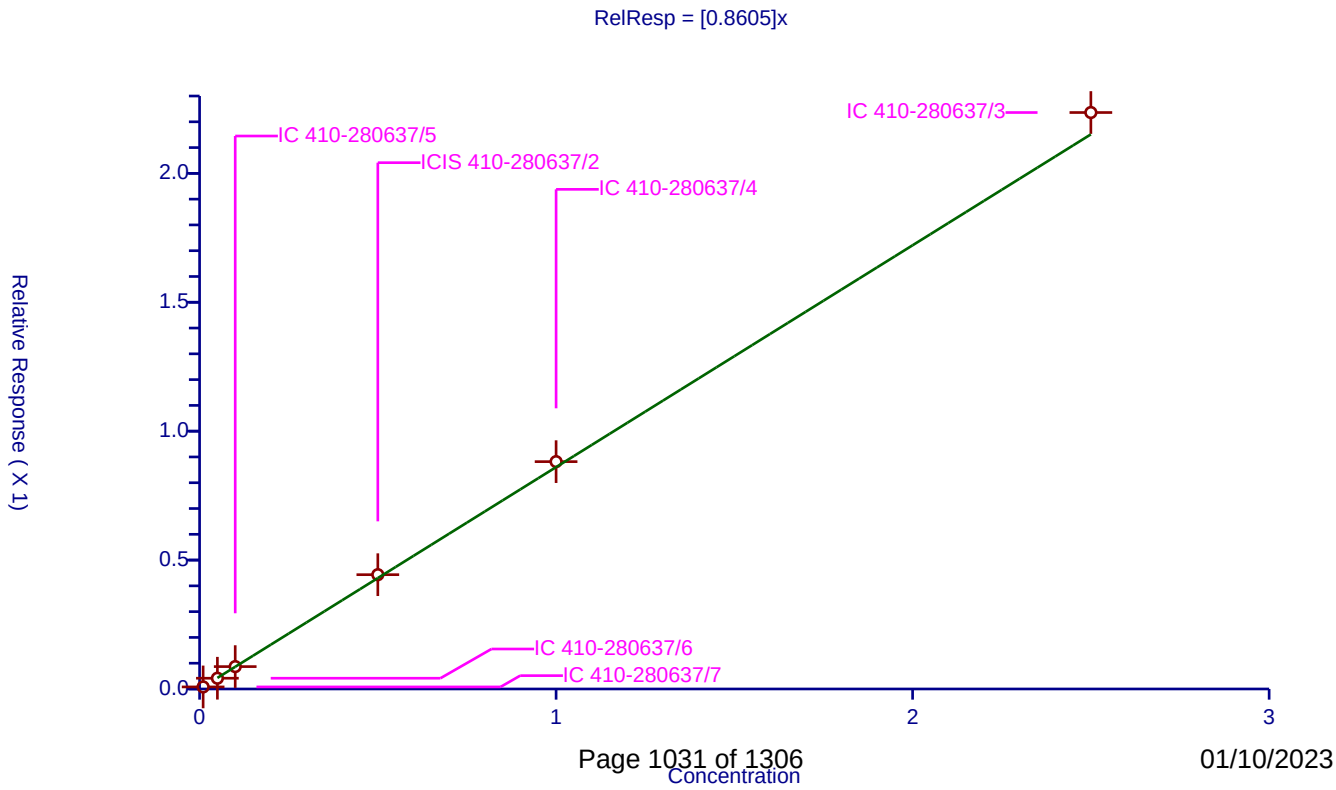

Calibration / Bis(2-chloroethyl)ether

Curve Type:	Average
Weighting:	Conc_Sq
Origin:	Force
Dependency:	Response
Calib Mode:	ISTD
Response Base:	AREA
RF Rounding:	0

Curve Coefficients

Intercept:	0
Slope:	0.4374

Error Coefficients

Standard Error:	503000
Relative Standard Error:	3.8
Correlation Coefficient:	1.000
Coefficient of Determination (Adjusted):	0.998

ID	Level	Concentration	Rel. Resp.	IS Amount	IS Response	RRF	Used
1	IC 410-280637/7	0.01	0.004645	0.25	232565.0	0.464494	Y
2	IC 410-280637/6	0.05	0.021588	0.25	231624.0	0.431756	Y
3	IC 410-280637/5	0.1	0.044874	0.25	234066.0	0.448741	Y
4	ICIS 410-280637/2	0.5	0.217228	0.25	222361.0	0.434456	Y
5	IC 410-280637/4	1.0	0.42809	0.25	241273.0	0.42809	Y
6	IC 410-280637/3	2.5	1.042604	0.25	246308.0	0.417042	Y

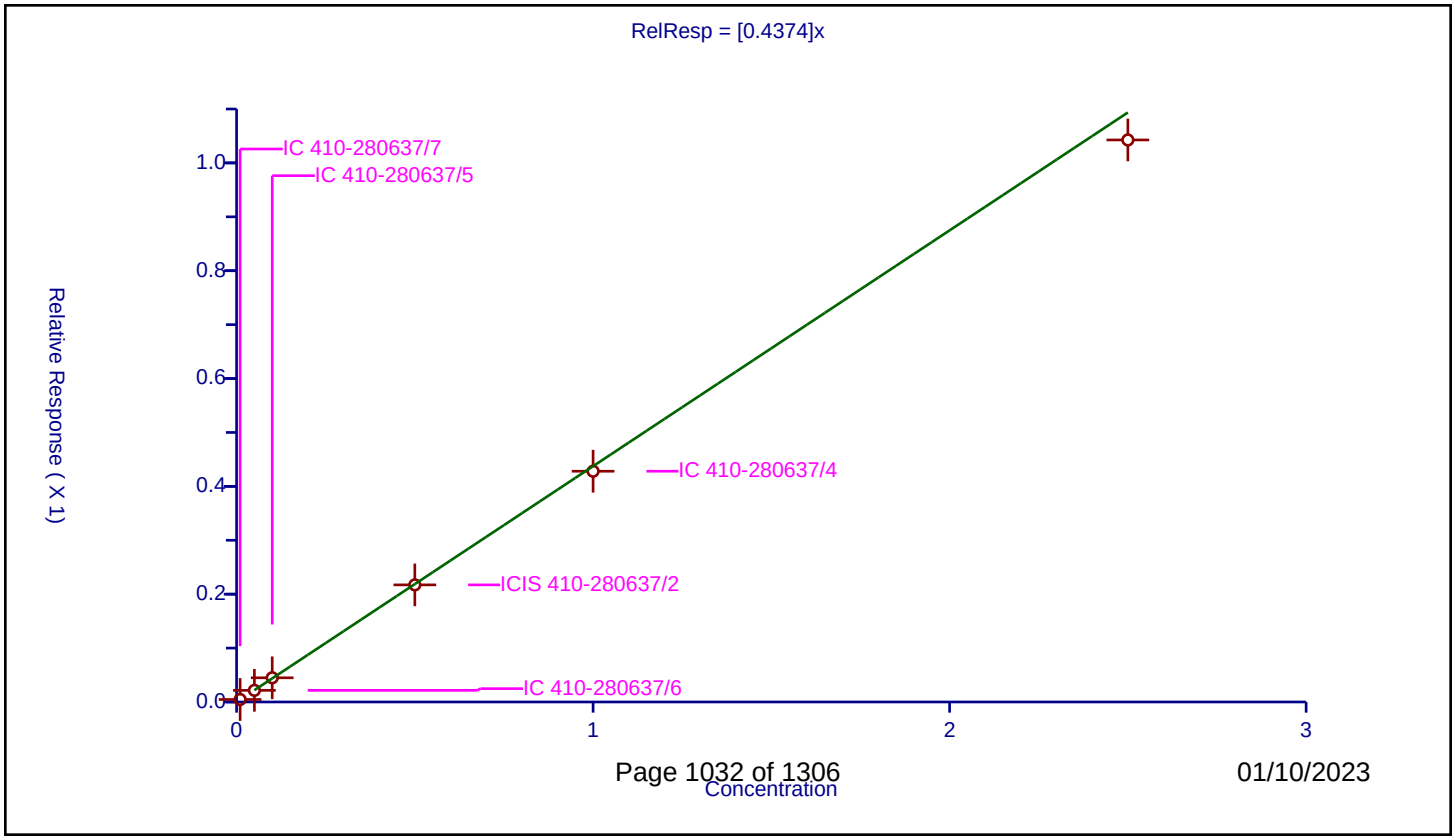

Calibration / Naphthalene

Curve Type:	Average
Weighting:	Conc_Sq
Origin:	Force
Dependency:	Response
Calib Mode:	ISTD
Response Base:	AREA
RF Rounding:	0

Curve Coefficients

Intercept:	0
Slope:	1.25

Error Coefficients

Standard Error:	1420000
Relative Standard Error:	4.2
Correlation Coefficient:	1.000
Coefficient of Determination (Adjusted):	0.998

ID	Level	Concentration	Rel. Resp.	IS Amount	IS Response	RRF	Used
1	IC 410-280637/7	0.01	0.013329	0.25	232565.0	1.332853	Y
2	IC 410-280637/6	0.05	0.062791	0.25	231624.0	1.255828	Y
3	IC 410-280637/5	0.1	0.127237	0.25	234066.0	1.272365	Y
4	ICIS 410-280637/2	0.5	0.622102	0.25	222361.0	1.244204	Y
5	IC 410-280637/4	1.0	1.213383	0.25	241273.0	1.213383	Y
6	IC 410-280637/3	2.5	2.947137	0.25	246308.0	1.178855	Y

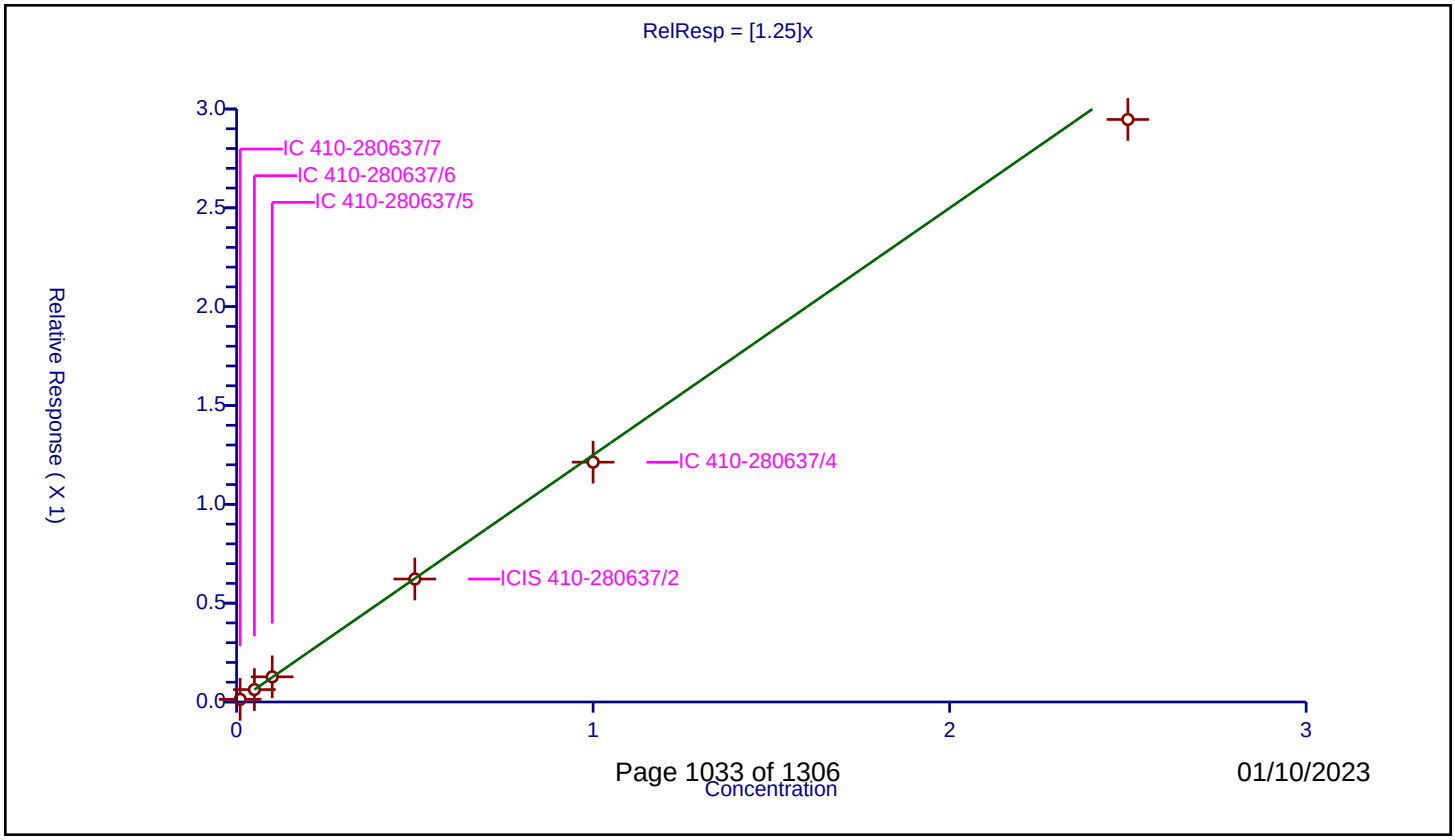

Calibration / Quinoline

Curve Type:	Average
Weighting:	Conc_Sq
Origin:	Force
Dependency:	Response
Calib Mode:	ISTD
Response Base:	AREA
RF Rounding:	0

Curve Coefficients

Intercept:	0
Slope:	0.735

Error Coefficients

Standard Error:	888000
Relative Standard Error:	2.1
Correlation Coefficient:	1.000
Coefficient of Determination (Adjusted):	1.000

ID	Level	Concentration	Rel. Resp.	IS Amount	IS Response	RRF	Used
1	IC 410-280637/7	0.01	0.007337	0.25	232565.0	0.733666	Y
2	IC 410-280637/6	0.05	0.035304	0.25	231624.0	0.70608	Y
3	IC 410-280637/5	0.1	0.074302	0.25	234066.0	0.743017	Y
4	ICIS 410-280637/2	0.5	0.374742	0.25	222361.0	0.749484	Y
5	IC 410-280637/4	1.0	0.738609	0.25	241273.0	0.738609	Y
6	IC 410-280637/3	2.5	1.848288	0.25	246308.0	0.739315	Y

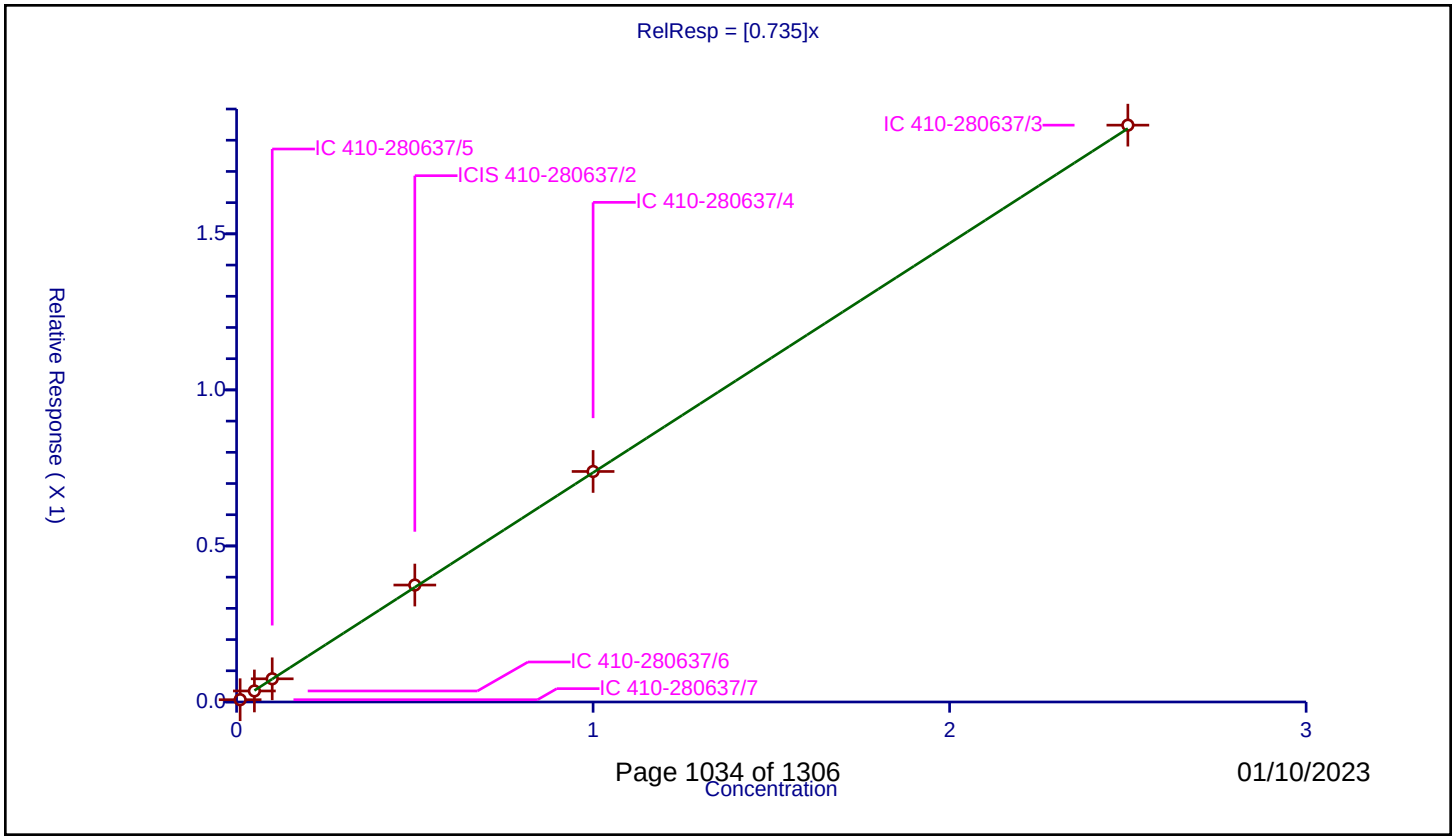

01/10/2023

Calibration / 2-Methylnaphthalene

Curve Type:	Average
Weighting:	Conc_Sq
Origin:	Force
Dependency:	Response
Calib Mode:	ISTD
Response Base:	AREA
RF Rounding:	0

Curve Coefficients

Intercept:	0
Slope:	0.7695

Error Coefficients

Standard Error:	878000
Relative Standard Error:	4.6
Correlation Coefficient:	1.000
Coefficient of Determination (Adjusted):	0.997

ID	Level	Concentration	Rel. Resp.	IS Amount	IS Response	RRF	Used
1	IC 410-280637/7	0.01	0.008294	0.25	232565.0	0.829446	Y
2	IC 410-280637/6	0.05	0.038613	0.25	231624.0	0.772265	Y
3	IC 410-280637/5	0.1	0.077949	0.25	234066.0	0.779492	Y
4	ICIS 410-280637/2	0.5	0.383134	0.25	222361.0	0.766267	Y
5	IC 410-280637/4	1.0	0.741093	0.25	241273.0	0.741093	Y
6	IC 410-280637/3	2.5	1.821754	0.25	246308.0	0.728701	Y

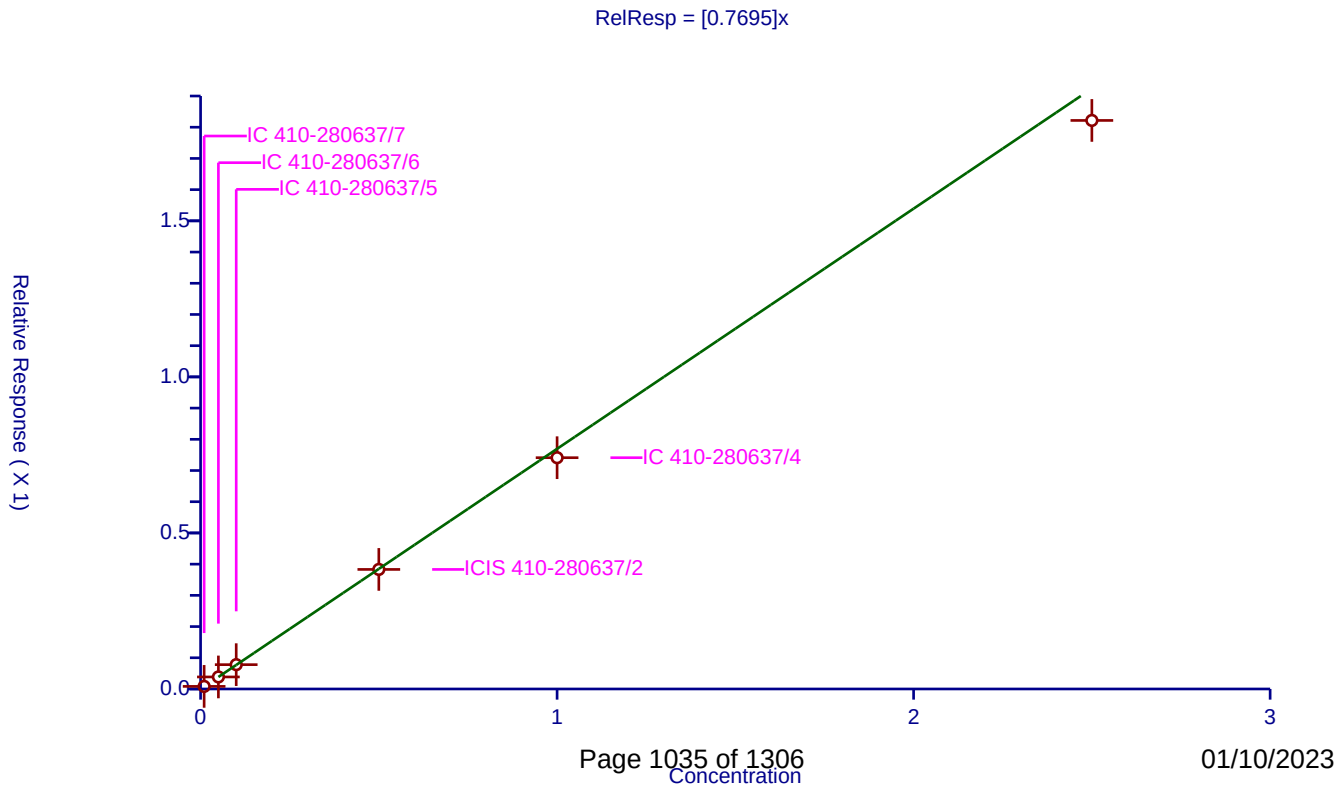

Calibration / 1-Methylnaphthalene-d10

Curve Type:	Average
Weighting:	Conc_Sq
Origin:	Force
Dependency:	Response
Calib Mode:	ISTD
Response Base:	AREA
RF Rounding:	0

Curve Coefficients

Intercept:	0
Slope:	0.5713

Error Coefficients

Standard Error:	656000
Relative Standard Error:	3.6
Correlation Coefficient:	1.000
Coefficient of Determination (Adjusted):	0.998

ID	Level	Concentration	Rel. Resp.	IS Amount	IS Response	RRF	Used
1	IC 410-280637/7	0.01	0.006031	0.25	232565.0	0.603057	Y
2	IC 410-280637/6	0.05	0.028588	0.25	231624.0	0.571767	Y
3	IC 410-280637/5	0.1	0.058592	0.25	234066.0	0.585924	Y
4	ICIS 410-280637/2	0.5	0.281827	0.25	222361.0	0.563653	Y
5	IC 410-280637/4	1.0	0.559308	0.25	241273.0	0.559308	Y
6	IC 410-280637/3	2.5	1.360467	0.25	246308.0	0.544187	Y

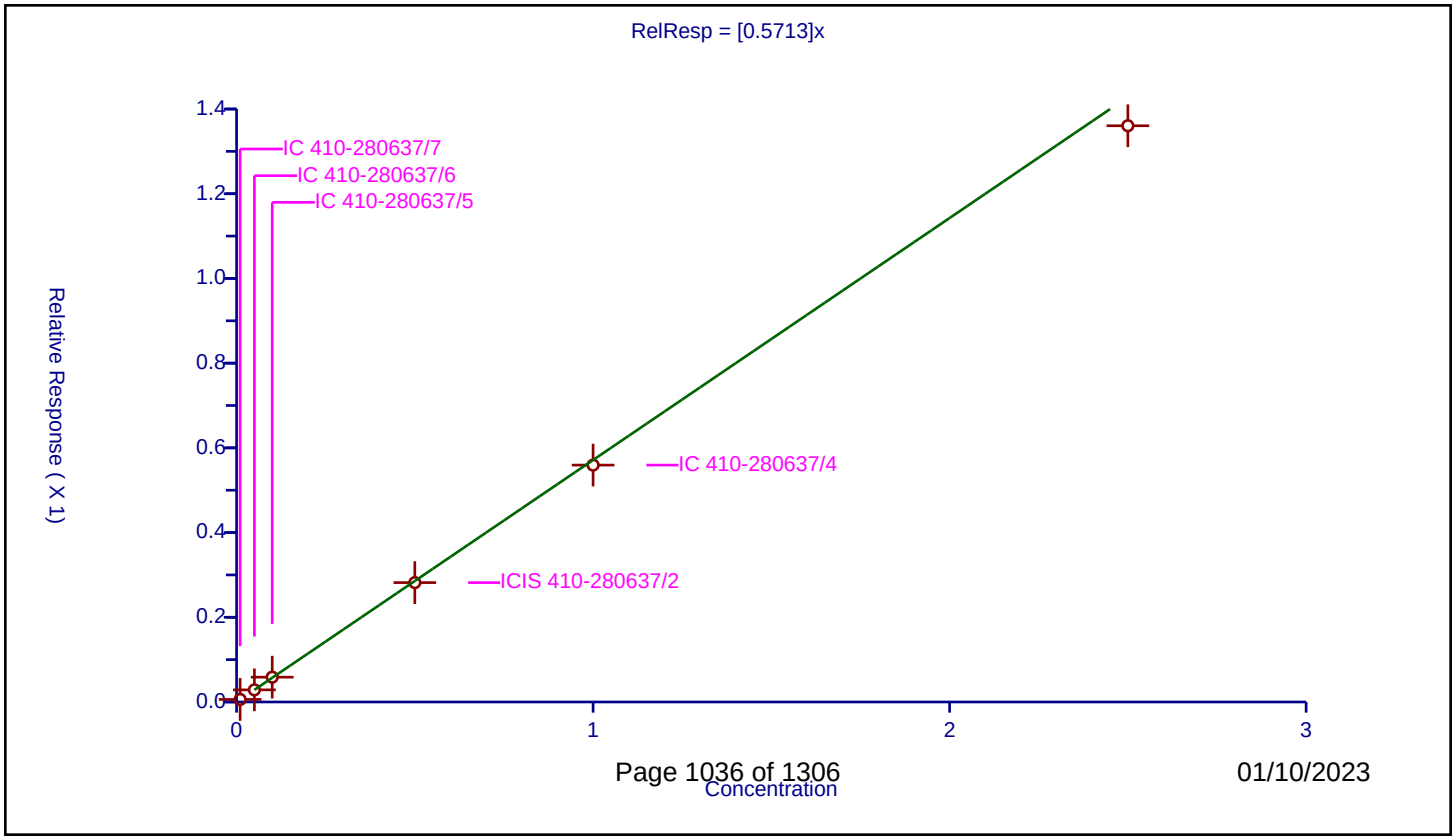

Calibration / 1-Methylnaphthalene

Curve Type:	Average
Weighting:	Conc_Sq
Origin:	Force
Dependency:	Response
Calib Mode:	ISTD
Response Base:	AREA
RF Rounding:	0

Curve Coefficients

Intercept:	0
Slope:	0.7186

Error Coefficients

Standard Error:	832000
Relative Standard Error:	3.5
Correlation Coefficient:	1.000
Coefficient of Determination (Adjusted):	0.999

ID	Level	Concentration	Rel. Resp.	IS Amount	IS Response	RRF	Used
1	IC 410-280637/7	0.01	0.007613	0.25	232565.0	0.761293	Y
2	IC 410-280637/6	0.05	0.035811	0.25	231624.0	0.716225	Y
3	IC 410-280637/5	0.1	0.072984	0.25	234066.0	0.729837	Y
4	ICIS 410-280637/2	0.5	0.357935	0.25	222361.0	0.71587	Y
5	IC 410-280637/4	1.0	0.697345	0.25	241273.0	0.697345	Y
6	IC 410-280637/3	2.5	1.728062	0.25	246308.0	0.691225	Y

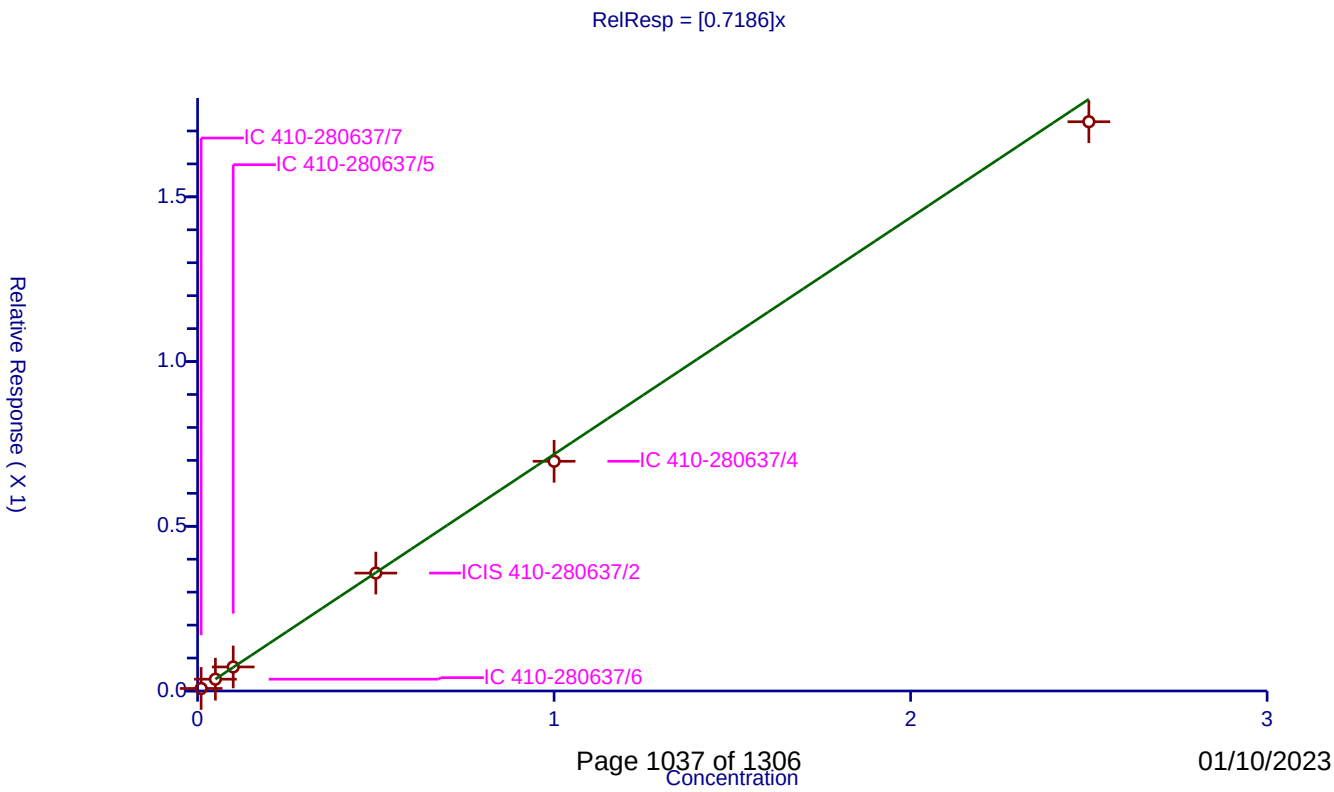

Calibration / Dimethyl phthalate

Curve Type:	Average
Weighting:	Conc_Sq
Origin:	Force
Dependency:	Response
Calib Mode:	ISTD
Response Base:	AREA
RF Rounding:	0

Curve Coefficients

Intercept:	0
Slope:	1.244

Error Coefficients

Standard Error:	3380000
Relative Standard Error:	7.1
Correlation Coefficient:	0.999
Coefficient of Determination (Adjusted):	0.994

ID	Level	Concentration	Rel. Resp.	IS Amount	IS Response	RRF	Used
1	IC 410-280637/7	0.1	0.107239	0.25	125570.0	1.07239	Y
2	IC 410-280637/6	0.5	0.65018	0.25	128291.0	1.30036	Y
3	IC 410-280637/5	1.0	1.289045	0.25	131630.0	1.289045	Y
4	ICIS 410-280637/2	2.5	3.267557	0.25	120364.0	1.307023	Y
5	IC 410-280637/4	5.0	6.270454	0.25	135135.0	1.254091	Y
6	IC 410-280637/3	10.0	12.387608	0.25	131849.0	1.238761	Y

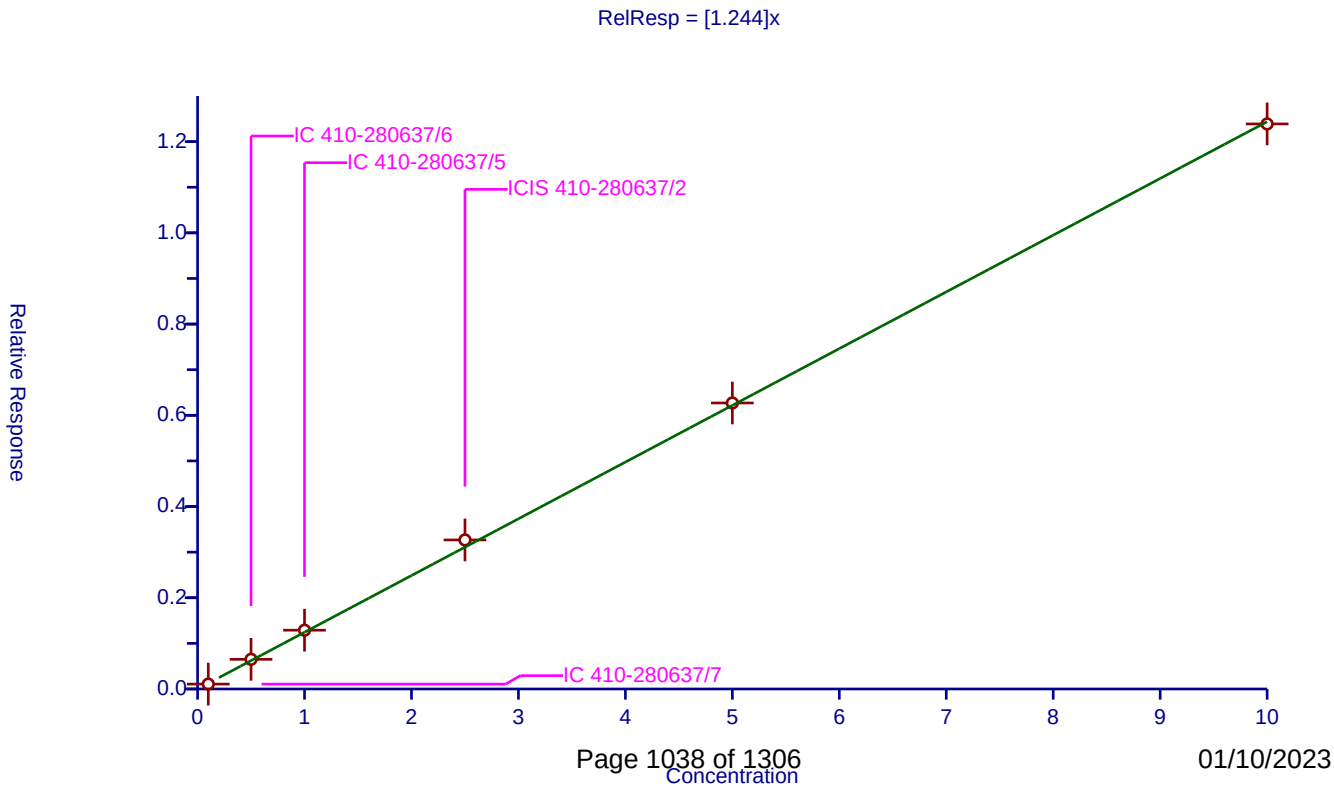

Calibration / Acenaphthylene

Curve Type:	Average
Weighting:	Conc_Sq
Origin:	Force
Dependency:	Response
Calib Mode:	ISTD
Response Base:	AREA
RF Rounding:	0

Curve Coefficients

Intercept:	0
Slope:	2.019

Error Coefficients

Standard Error:	1360000
Relative Standard Error:	3.3
Correlation Coefficient:	0.999
Coefficient of Determination (Adjusted):	0.999

ID	Level	Concentration	Rel. Resp.	IS Amount	IS Response	RRF	Used
1	IC 410-280637/7	0.01	0.020606	0.25	125570.0	2.060604	Y
2	IC 410-280637/6	0.05	0.096714	0.25	128291.0	1.934274	Y
3	IC 410-280637/5	0.1	0.197309	0.25	131630.0	1.973087	Y
4	ICIS 410-280637/2	0.5	1.015208	0.25	120364.0	2.030416	Y
5	IC 410-280637/4	1.0	1.997419	0.25	135135.0	1.997419	Y
6	IC 410-280637/3	2.5	5.299564	0.25	131849.0	2.119826	Y

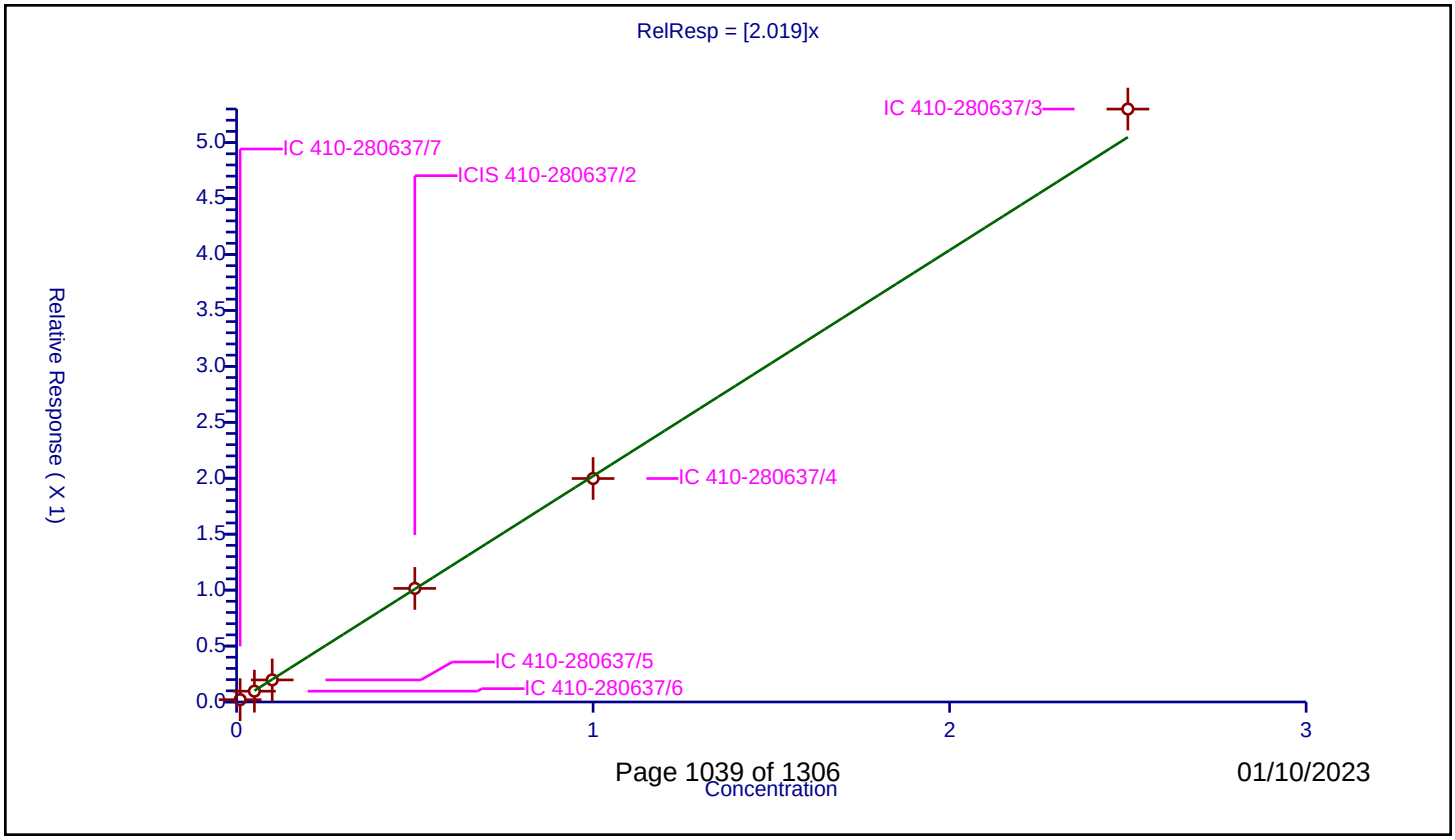

Calibration / Acenaphthene

Curve Type:	Average
Weighting:	Conc_Sq
Origin:	Force
Dependency:	Response
Calib Mode:	ISTD
Response Base:	AREA
RF Rounding:	0

Curve Coefficients

Intercept:	0
Slope:	1.253

Error Coefficients

Standard Error:	826000
Relative Standard Error:	2.9
Correlation Coefficient:	0.999
Coefficient of Determination (Adjusted):	0.999

ID	Level	Concentration	Rel. Resp.	IS Amount	IS Response	RRF	Used
1	IC 410-280637/7	0.01	0.013005	0.25	125570.0	1.30047	Y
2	IC 410-280637/6	0.05	0.06114	0.25	128291.0	1.222806	Y
3	IC 410-280637/5	0.1	0.122763	0.25	131630.0	1.227627	Y
4	ICIS 410-280637/2	0.5	0.632236	0.25	120364.0	1.264473	Y
5	IC 410-280637/4	1.0	1.215529	0.25	135135.0	1.215529	Y
6	IC 410-280637/3	2.5	3.22094	0.25	131849.0	1.288376	Y

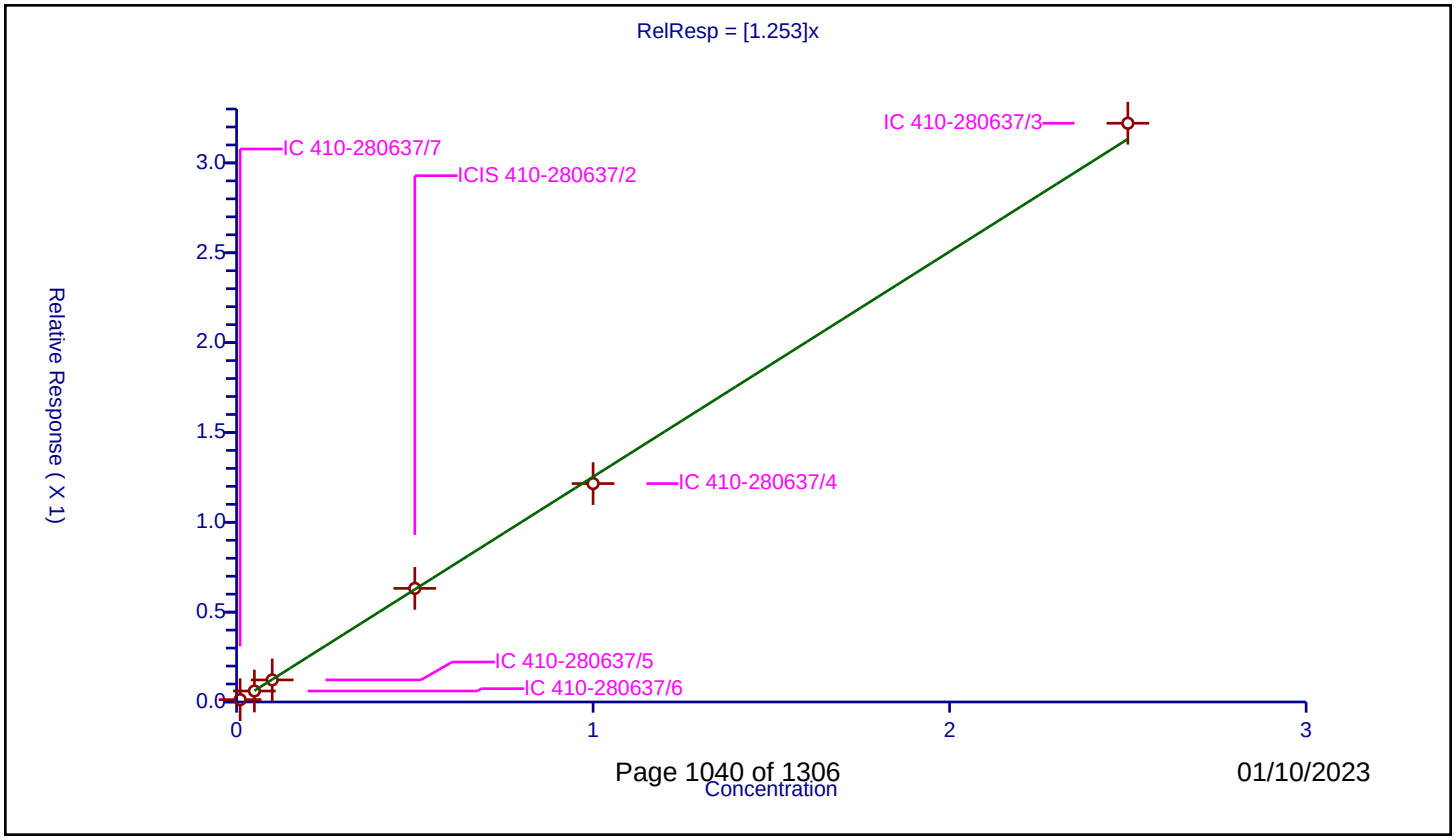

Calibration / Dibenzofuran

Curve Type:	Average
Weighting:	Conc_Sq
Origin:	Force
Dependency:	Response
Calib Mode:	ISTD
Response Base:	AREA
RF Rounding:	0

Curve Coefficients

Intercept:	0
Slope:	1.903

Error Coefficients

Standard Error:	1220000
Relative Standard Error:	3.7
Correlation Coefficient:	1.000
Coefficient of Determination (Adjusted):	0.998

ID	Level	Concentration	Rel. Resp.	IS Amount	IS Response	RRF	Used
1	IC 410-280637/7	0.01	0.020238	0.25	125570.0	2.023772	Y
2	IC 410-280637/6	0.05	0.095254	0.25	128291.0	1.905083	Y
3	IC 410-280637/5	0.1	0.190996	0.25	131630.0	1.909956	Y
4	ICIS 410-280637/2	0.5	0.941897	0.25	120364.0	1.883794	Y
5	IC 410-280637/4	1.0	1.801626	0.25	135135.0	1.801626	Y
6	IC 410-280637/3	2.5	4.738117	0.25	131849.0	1.895247	Y

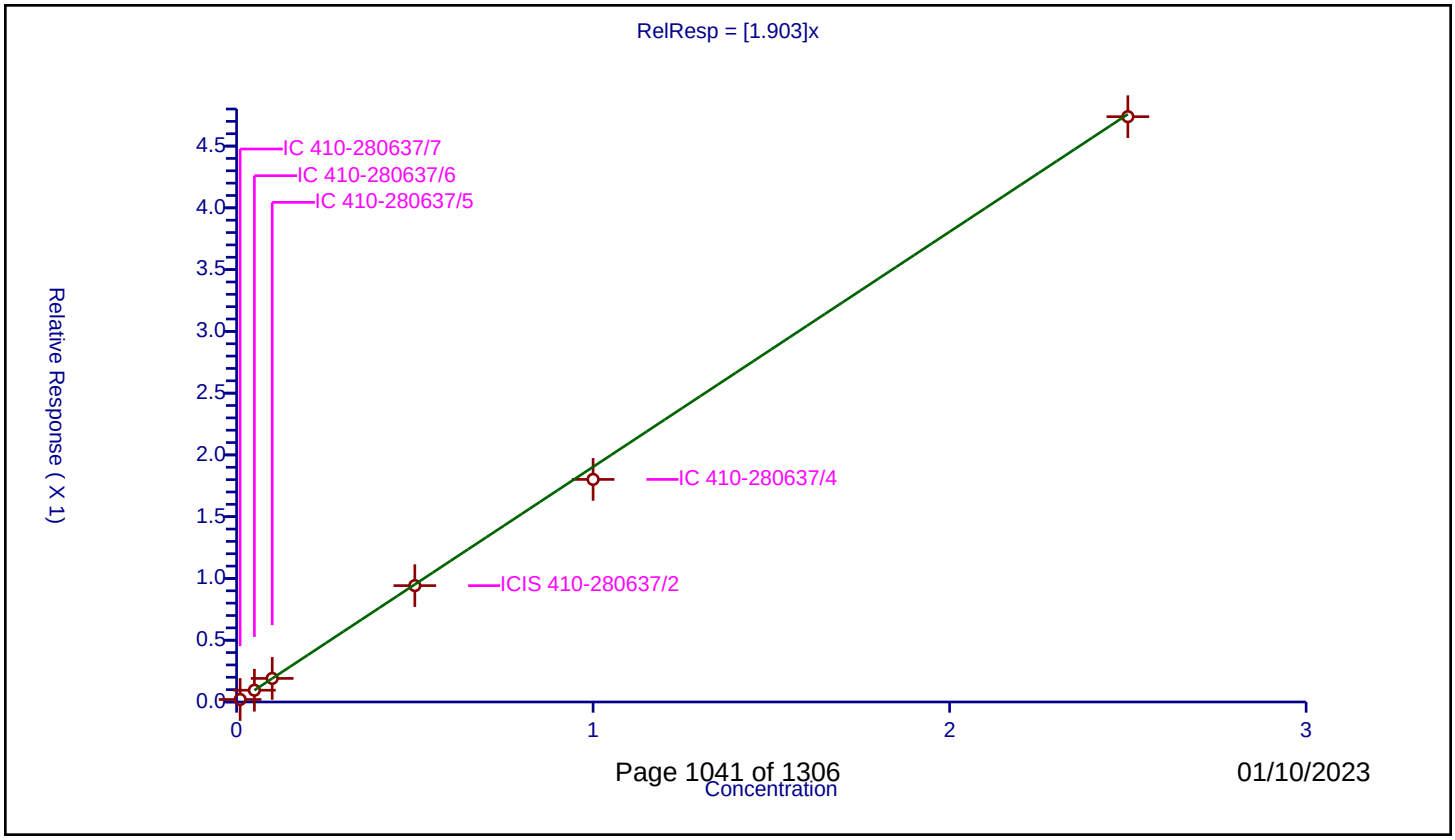

Calibration / Diethyl phthalate

Curve Type:	Average
Weighting:	Conc_Sq
Origin:	Force
Dependency:	Response
Calib Mode:	ISTD
Response Base:	AREA
RF Rounding:	0

Curve Coefficients

Intercept:	0
Slope:	1.191

Error Coefficients

Standard Error:	3340000
Relative Standard Error:	9.0
Correlation Coefficient:	0.999
Coefficient of Determination (Adjusted):	0.991

ID	Level	Concentration	Rel. Resp.	IS Amount	IS Response	RRF	Used
1	IC 410-280637/7	0.1	0.097609	0.25	125570.0	0.976089	Y
2	IC 410-280637/6	0.5	0.608205	0.25	128291.0	1.21641	Y
3	IC 410-280637/5	1.0	1.224432	0.25	131630.0	1.224432	Y
4	ICIS 410-280637/2	2.5	3.150919	0.25	120364.0	1.260368	Y
5	IC 410-280637/4	5.0	6.245188	0.25	135135.0	1.249038	Y
6	IC 410-280637/3	10.0	12.203416	0.25	131849.0	1.220342	Y

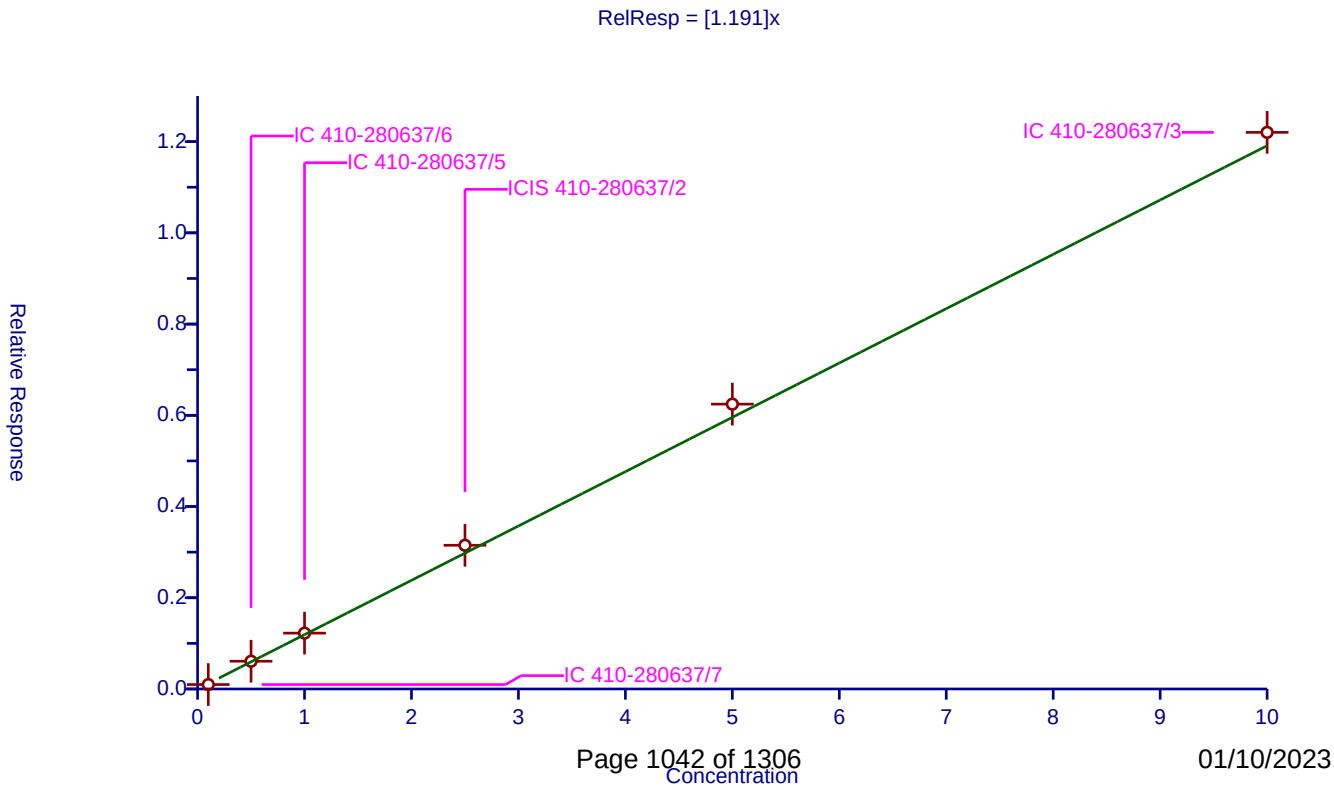

Calibration / Fluorene

Curve Type:	Average
Weighting:	Conc_Sq
Origin:	Force
Dependency:	Response
Calib Mode:	ISTD
Response Base:	AREA
RF Rounding:	0

Curve Coefficients

Intercept:	0
Slope:	1.474

Error Coefficients

Standard Error:	963000
Relative Standard Error:	2.2
Correlation Coefficient:	1.000
Coefficient of Determination (Adjusted):	0.999

ID	Level	Concentration	Rel. Resp.	IS Amount	IS Response	RRF	Used
1	IC 410-280637/7	0.01	0.015252	0.25	125570.0	1.525245	Y
2	IC 410-280637/6	0.05	0.071987	0.25	128291.0	1.439735	Y
3	IC 410-280637/5	0.1	0.145863	0.25	131630.0	1.458634	Y
4	ICIS 410-280637/2	0.5	0.737648	0.25	120364.0	1.475296	Y
5	IC 410-280637/4	1.0	1.447937	0.25	135135.0	1.447937	Y
6	IC 410-280637/3	2.5	3.740135	0.25	131849.0	1.496054	Y

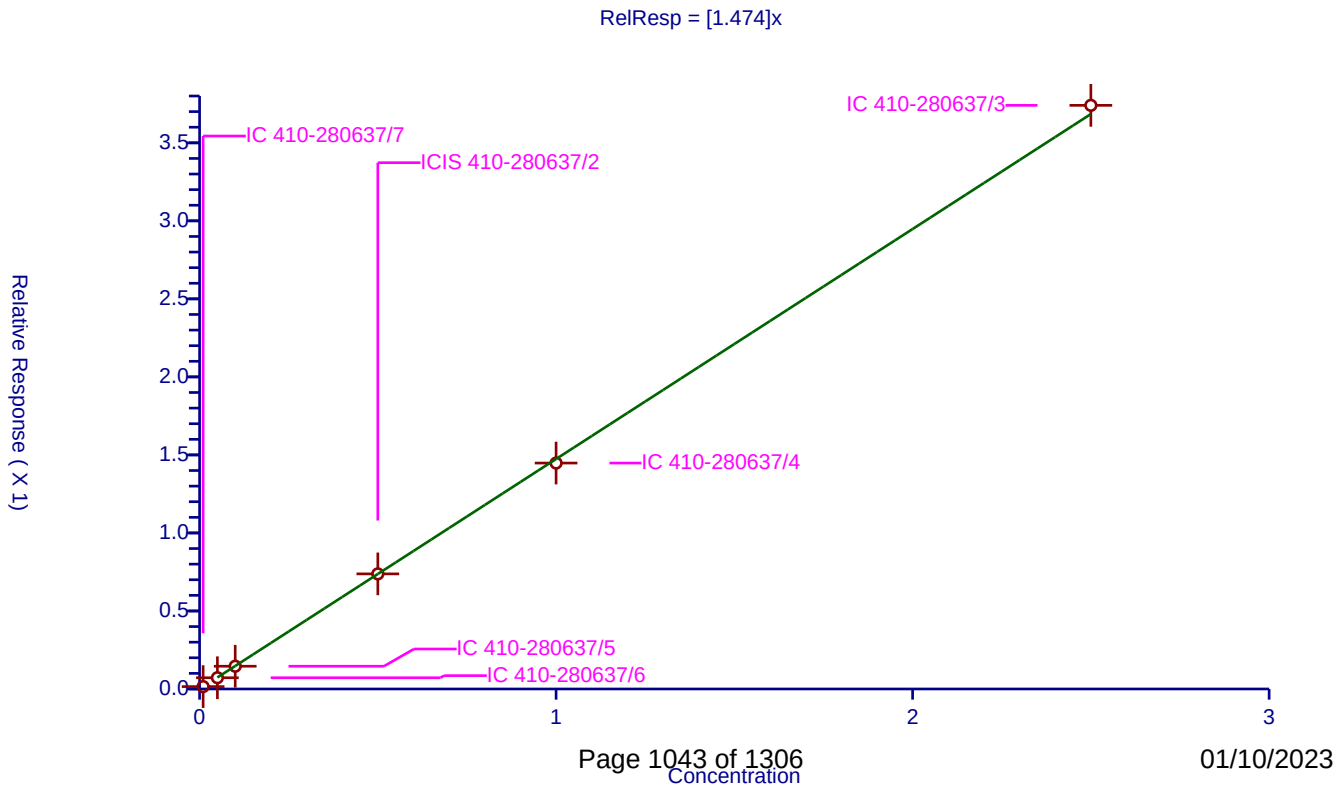

Calibration / N-Nitrosodiphenylamine

Curve Type:	Average
Weighting:	Conc_Sq
Origin:	Force
Dependency:	Response
Calib Mode:	ISTD
Response Base:	AREA
RF Rounding:	0

Curve Coefficients

Intercept:	0
Slope:	0.4872

Error Coefficients

Standard Error:	517000
Relative Standard Error:	6.0
Correlation Coefficient:	0.999
Coefficient of Determination (Adjusted):	0.996

ID	Level	Concentration	Rel. Resp.	IS Amount	IS Response	RRF	Used
1	IC 410-280637/7	0.01	0.005247	0.25	222698.0	0.524702	Y
2	IC 410-280637/6	0.05	0.02482	0.25	230813.0	0.496398	Y
3	IC 410-280637/5	0.1	0.049876	0.25	233887.0	0.498756	Y
4	ICIS 410-280637/2	0.5	0.247089	0.25	218059.0	0.494178	Y
5	IC 410-280637/4	1.0	0.469229	0.25	240826.0	0.469229	Y
6	IC 410-280637/3	2.5	1.100445	0.25	236628.0	0.440178	Y

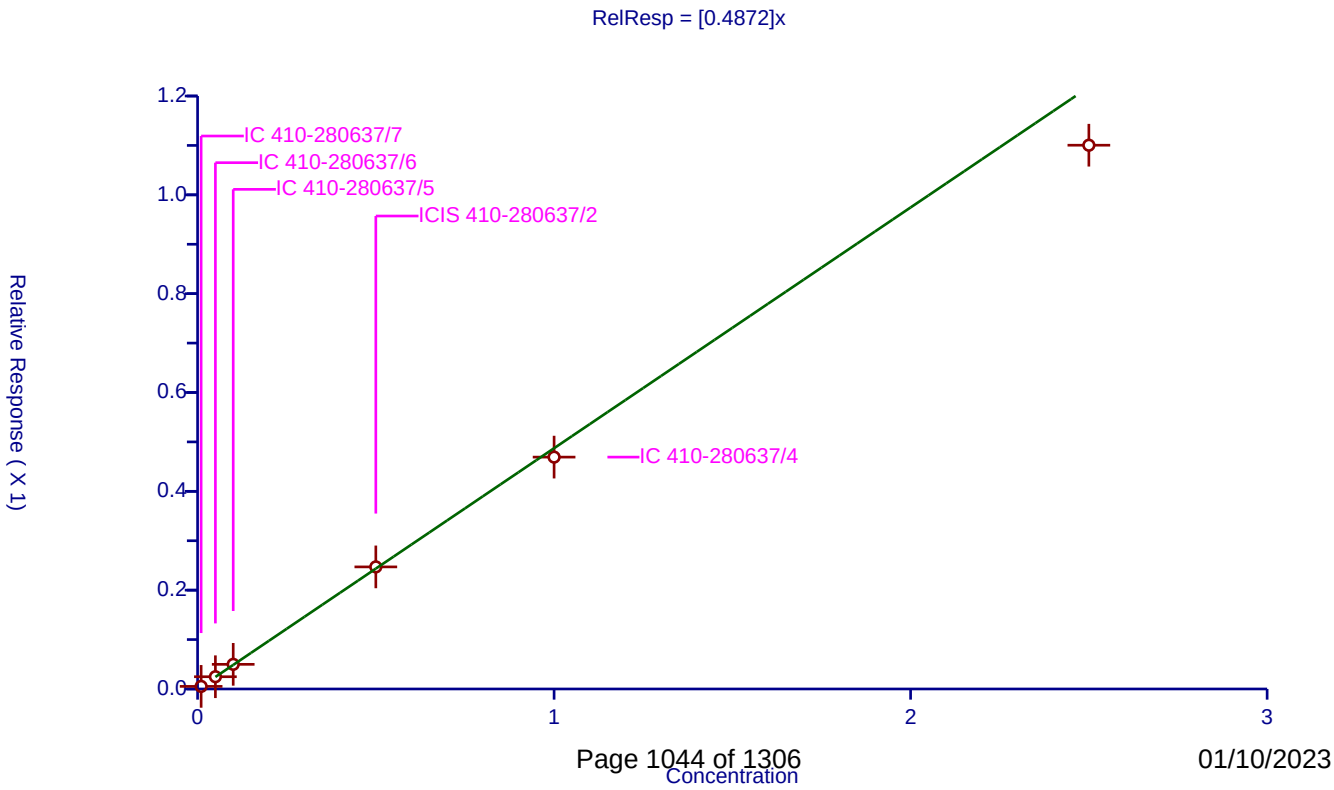

Calibration / Hexachlorobenzene

Curve Type:	Average
Weighting:	Conc_Sq
Origin:	Force
Dependency:	Response
Calib Mode:	ISTD
Response Base:	AREA
RF Rounding:	0

Curve Coefficients

Intercept:	0
Slope:	0.2366

Error Coefficients

Standard Error:	269000
Relative Standard Error:	4.2
Correlation Coefficient:	1.000
Coefficient of Determination (Adjusted):	0.998

ID	Level	Concentration	Rel. Resp.	IS Amount	IS Response	RRF	Used
1	IC 410-280637/7	0.01	0.002556	0.25	222698.0	0.255615	Y
2	IC 410-280637/6	0.05	0.011647	0.25	230813.0	0.232937	Y
3	IC 410-280637/5	0.1	0.023697	0.25	233887.0	0.236973	Y
4	ICIS 410-280637/2	0.5	0.117484	0.25	218059.0	0.234969	Y
5	IC 410-280637/4	1.0	0.226561	0.25	240826.0	0.226561	Y
6	IC 410-280637/3	2.5	0.581246	0.25	236628.0	0.232498	Y

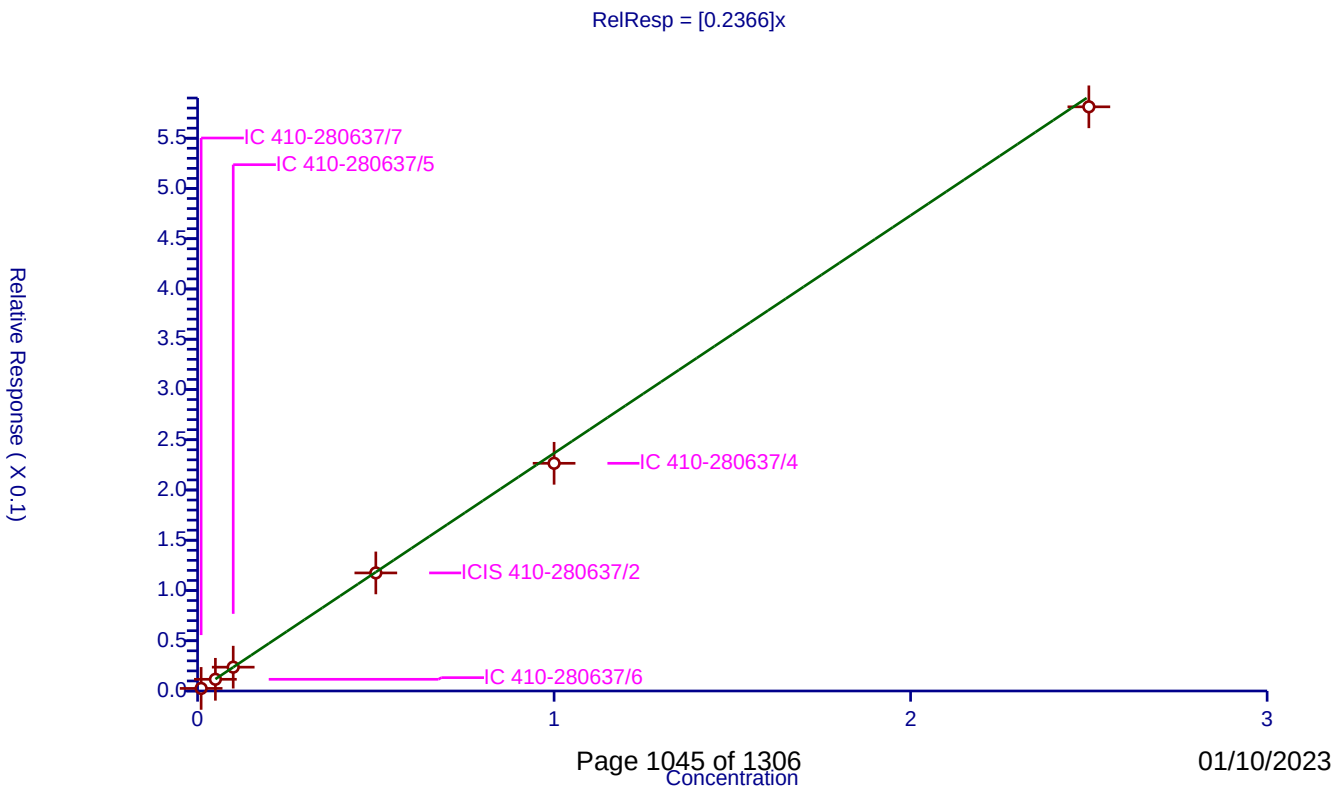

Calibration / Phenanthrene

Curve Type:	Average
Weighting:	Conc_Sq
Origin:	Force
Dependency:	Response
Calib Mode:	ISTD
Response Base:	AREA
RF Rounding:	0

Curve Coefficients

Intercept:	0
Slope:	1.199

Error Coefficients

Standard Error:	1360000
Relative Standard Error:	4.0
Correlation Coefficient:	1.000
Coefficient of Determination (Adjusted):	0.998

ID	Level	Concentration	Rel. Resp.	IS Amount	IS Response	RRF	Used
1	IC 410-280637/7	0.01	0.012918	0.25	222698.0	1.291772	Y
2	IC 410-280637/6	0.05	0.059659	0.25	230813.0	1.193174	Y
3	IC 410-280637/5	0.1	0.118869	0.25	233887.0	1.188694	Y
4	ICIS 410-280637/2	0.5	0.595026	0.25	218059.0	1.190052	Y
5	IC 410-280637/4	1.0	1.155185	0.25	240826.0	1.155185	Y
6	IC 410-280637/3	2.5	2.937377	0.25	236628.0	1.174951	Y

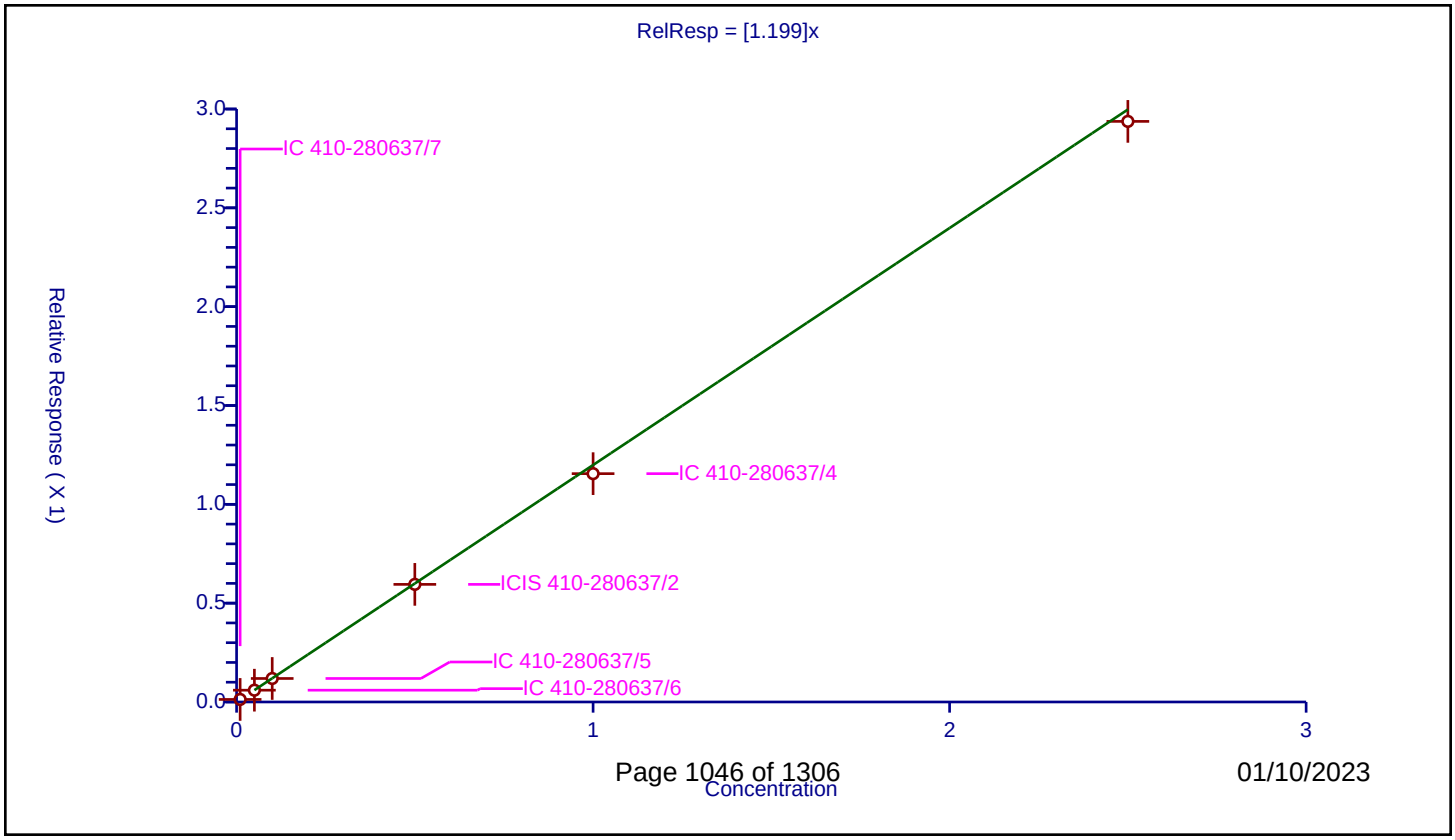

Calibration / Anthracene

Curve Type:	Average
Weighting:	Conc_Sq
Origin:	Force
Dependency:	Response
Calib Mode:	ISTD
Response Base:	AREA
RF Rounding:	0

Curve Coefficients

Intercept:	0
Slope:	1.118

Error Coefficients

Standard Error:	1340000
Relative Standard Error:	2.9
Correlation Coefficient:	1.000
Coefficient of Determination (Adjusted):	0.999

ID	Level	Concentration	Rel. Resp.	IS Amount	IS Response	RRF	Used
1	IC 410-280637/7	0.01	0.011346	0.25	222698.0	1.134608	Y
2	IC 410-280637/6	0.05	0.053317	0.25	230813.0	1.066339	Y
3	IC 410-280637/5	0.1	0.110122	0.25	233887.0	1.101216	Y
4	ICIS 410-280637/2	0.5	0.56857	0.25	218059.0	1.137139	Y
5	IC 410-280637/4	1.0	1.111194	0.25	240826.0	1.111194	Y
6	IC 410-280637/3	2.5	2.897698	0.25	236628.0	1.159079	Y

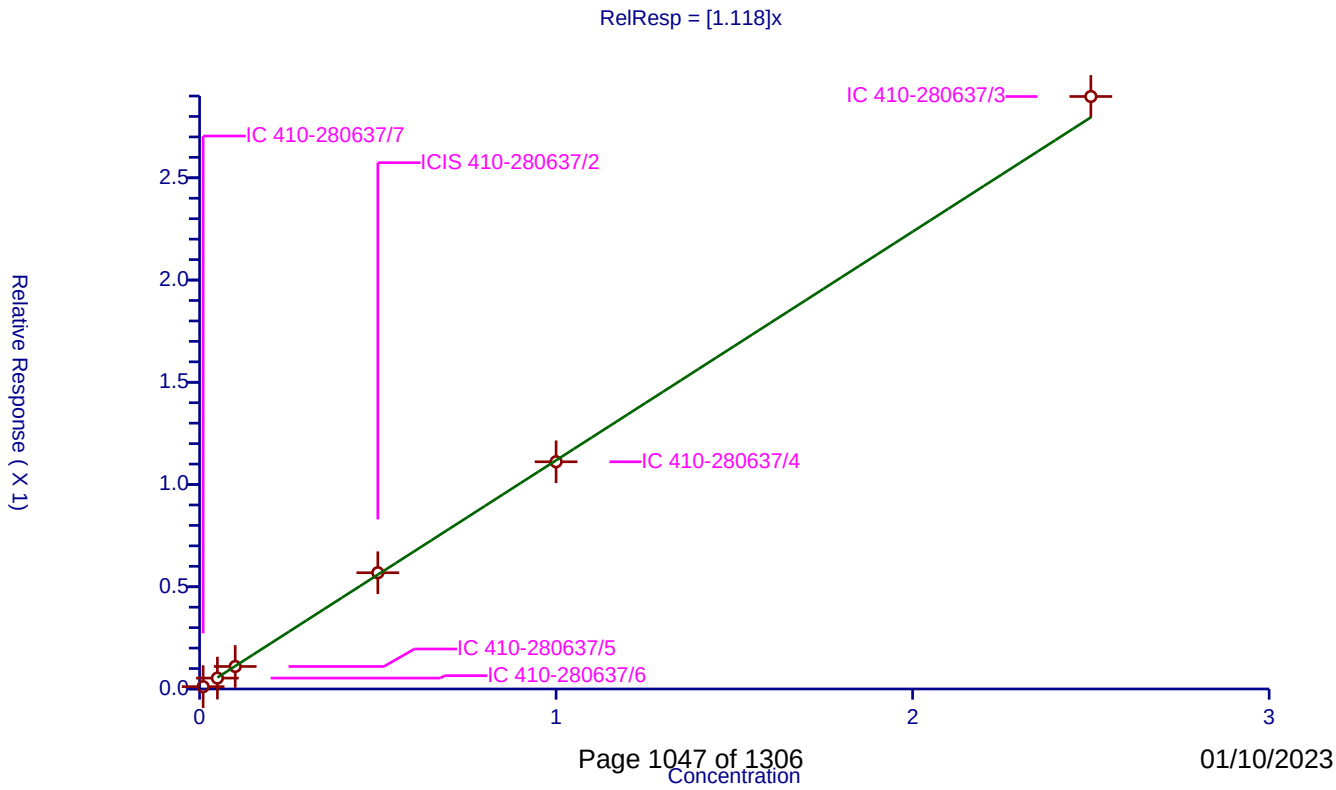

Calibration / Di-n-butyl phthalate

Curve Type:	Average
Weighting:	Conc_Sq
Origin:	Force
Dependency:	Response
Calib Mode:	ISTD
Response Base:	AREA
RF Rounding:	0

Curve Coefficients

Intercept:	0
Slope:	0.9186

Error Coefficients

Standard Error:	4560000
Relative Standard Error:	16.3
Correlation Coefficient:	0.985
Coefficient of Determination (Adjusted):	0.973

ID	Level	Concentration	Rel. Resp.	IS Amount	IS Response	RRF	Used
1	IC 410-280637/7	0.1	0.065579	0.25	222698.0	0.655787	Y
2	IC 410-280637/6	0.5	0.446367	0.25	230813.0	0.892734	Y
3	IC 410-280637/5	1.0	0.962271	0.25	233887.0	0.962271	Y
4	ICIS 410-280637/2	2.5	2.570443	0.25	218059.0	1.028177	Y
5	IC 410-280637/4	5.0	5.424295	0.25	240826.0	1.084859	Y
6	IC 410-280637/3	10.0	8.875519	0.25	236628.0	0.887552	Y

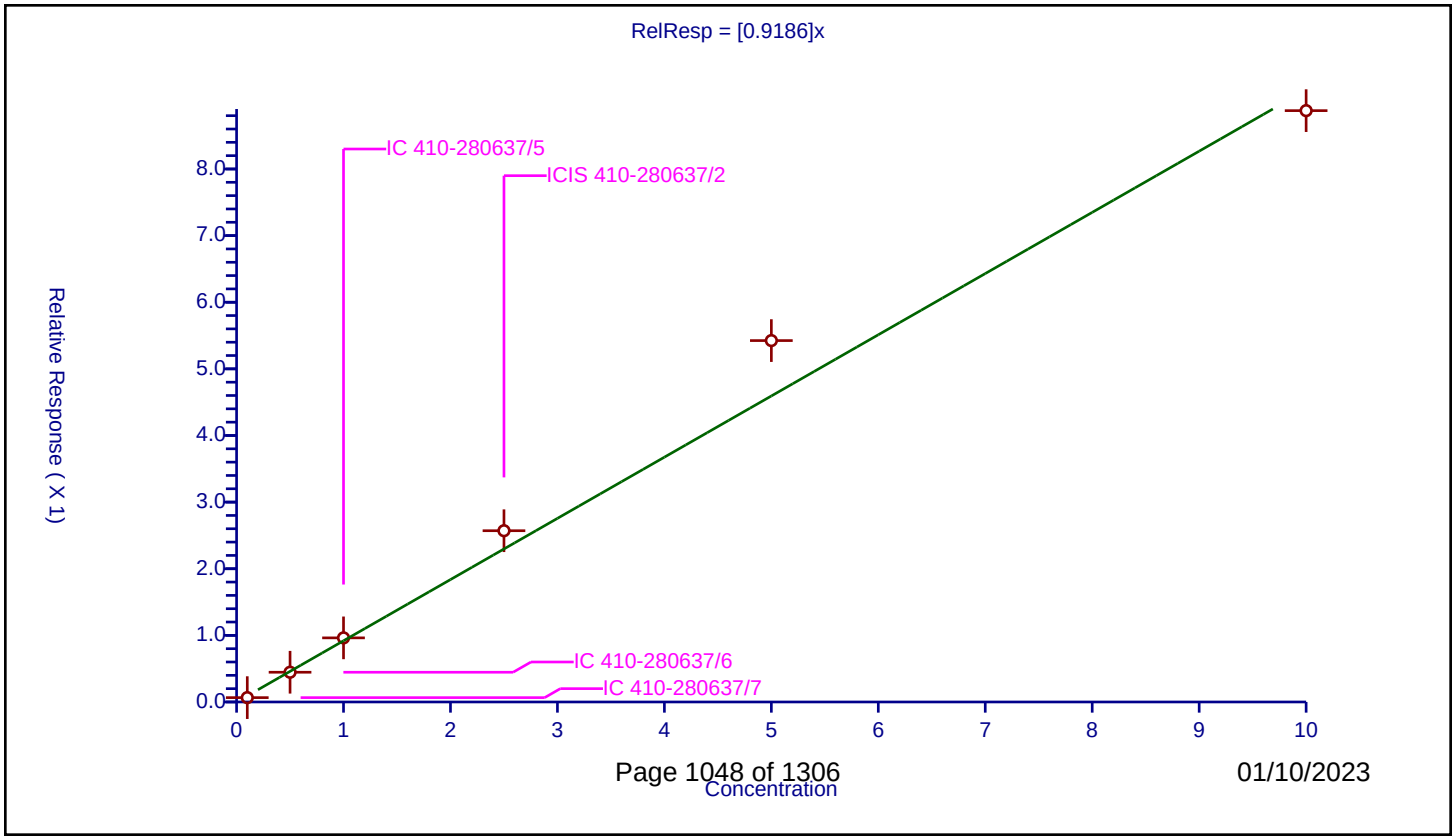

Calibration / Fluoranthene-d10 (Surr)

Curve Type:	Average
Weighting:	Conc_Sq
Origin:	Force
Dependency:	Response
Calib Mode:	ISTD
Response Base:	AREA
RF Rounding:	0

Curve Coefficients

Intercept:	0
Slope:	1.053

Error Coefficients

Standard Error:	1250000
Relative Standard Error:	1.7
Correlation Coefficient:	1.000
Coefficient of Determination (Adjusted):	1.000

ID	Level	Concentration	Rel. Resp.	IS Amount	IS Response	RRF	Used
1	IC 410-280637/7	0.01	0.010408	0.25	222698.0	1.040759	Y
2	IC 410-280637/6	0.05	0.051689	0.25	230813.0	1.033781	Y
3	IC 410-280637/5	0.1	0.10519	0.25	233887.0	1.051897	Y
4	ICIS 410-280637/2	0.5	0.533027	0.25	218059.0	1.066053	Y
5	IC 410-280637/4	1.0	1.04511	0.25	240826.0	1.04511	Y
6	IC 410-280637/3	2.5	2.70491	0.25	236628.0	1.081964	Y

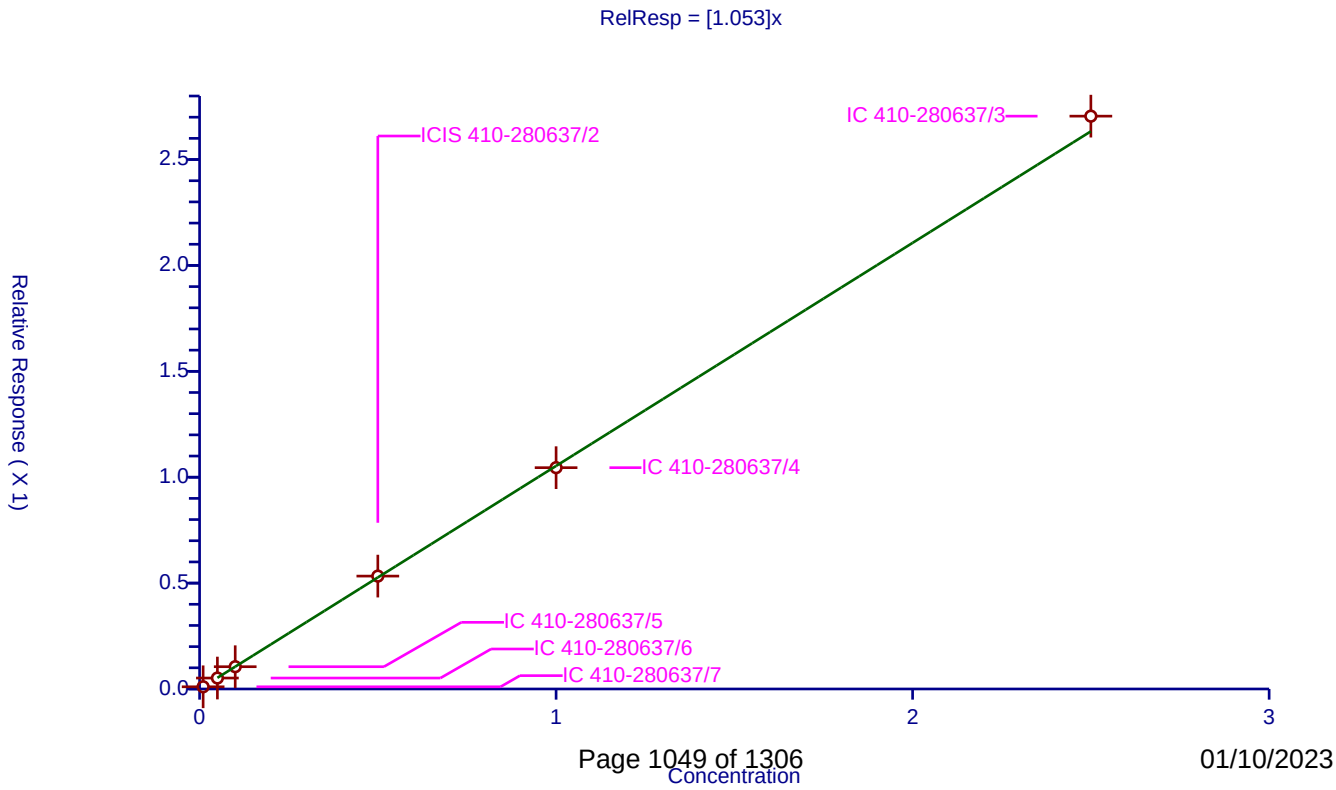

Calibration / Fluoranthene

Curve Type:	Average
Weighting:	Conc_Sq
Origin:	Force
Dependency:	Response
Calib Mode:	ISTD
Response Base:	AREA
RF Rounding:	0

Curve Coefficients

Intercept:	0
Slope:	1.299

Error Coefficients

Standard Error:	1540000
Relative Standard Error:	2.7
Correlation Coefficient:	0.999
Coefficient of Determination (Adjusted):	0.999

ID	Level	Concentration	Rel. Resp.	IS Amount	IS Response	RRF	Used
1	IC 410-280637/7	0.01	0.013486	0.25	222698.0	1.348575	Y
2	IC 410-280637/6	0.05	0.063146	0.25	230813.0	1.262927	Y
3	IC 410-280637/5	0.1	0.127913	0.25	233887.0	1.279133	Y
4	ICIS 410-280637/2	0.5	0.643681	0.25	218059.0	1.287363	Y
5	IC 410-280637/4	1.0	1.276554	0.25	240826.0	1.276554	Y
6	IC 410-280637/3	2.5	3.345938	0.25	236628.0	1.338375	Y

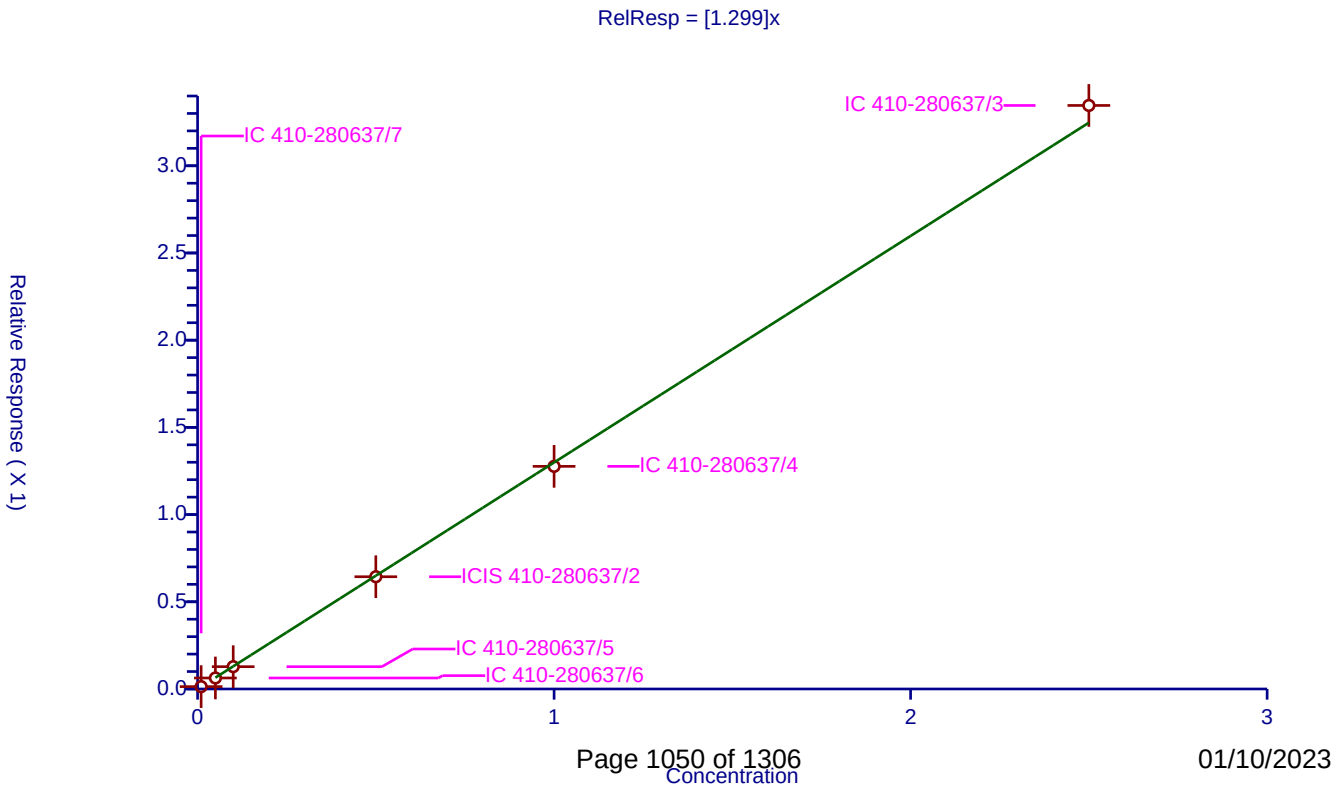

Calibration / Pyrene

Curve Type:	Average
Weighting:	Conc_Sq
Origin:	Force
Dependency:	Response
Calib Mode:	ISTD
Response Base:	AREA
RF Rounding:	0

Curve Coefficients

Intercept:	0
Slope:	1.636

Error Coefficients

Standard Error:	1610000
Relative Standard Error:	7.7
Correlation Coefficient:	1.000
Coefficient of Determination (Adjusted):	0.993

ID	Level	Concentration	Rel. Resp.	IS Amount	IS Response	RRF	Used
1	IC 410-280637/7	0.01	0.01878	0.25	171370.0	1.877954	Y
2	IC 410-280637/6	0.05	0.081355	0.25	184226.0	1.627105	Y
3	IC 410-280637/5	0.1	0.162724	0.25	191917.0	1.62724	Y
4	ICIS 410-280637/2	0.5	0.795913	0.25	186396.0	1.591826	Y
5	IC 410-280637/4	1.0	1.513893	0.25	214815.0	1.513893	Y
6	IC 410-280637/3	2.5	3.950074	0.25	208205.0	1.58003	Y

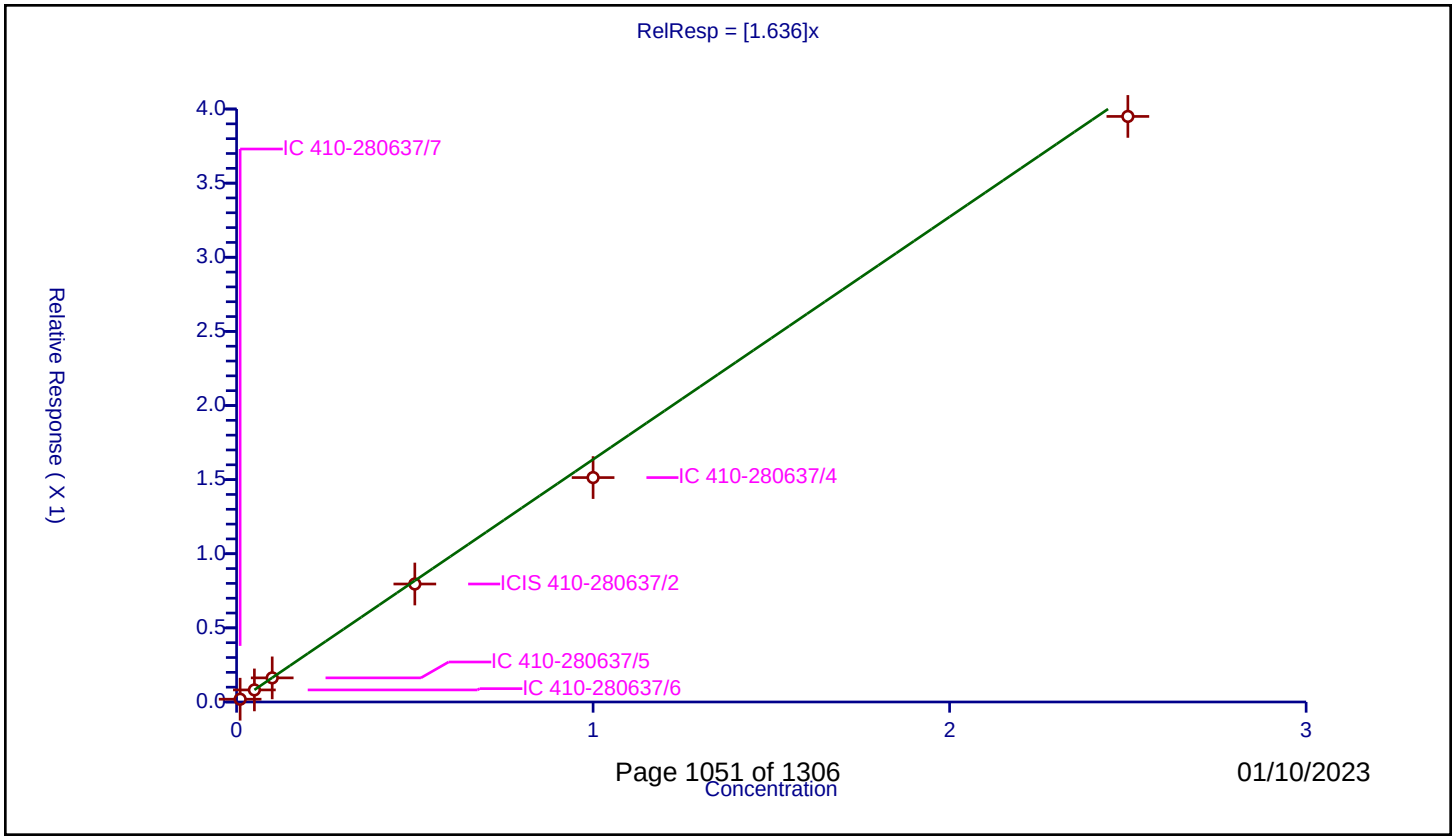

Calibration / Butyl benzyl phthalate

Curve Type:	Quadratic
Weighting:	Conc_Sq
Origin:	None
Dependency:	Response
Calib Mode:	ISTD
Response Base:	AREA
RF Rounding:	0

Curve Coefficients

Intercept:	-0.01206
Slope:	0.3311
Second Order:	0.01919

Error Coefficients

Standard Error:	2710000
Relative Standard Error:	6.6
Correlation Coefficient:	0.997
Coefficient of Determination (Adjusted):	0.997

ID	Level	Concentration	Rel. Resp.	IS Amount	IS Response	RRF	Used
1	IC 410-280637/7	0.1	0.021776	0.25	171370.0	0.21776	Y
2	IC 410-280637/6	0.5	0.144065	0.25	184226.0	0.28813	Y
3	IC 410-280637/5	1.0	0.329407	0.25	191917.0	0.329407	Y
4	ICIS 410-280637/2	2.5	0.993692	0.25	186396.0	0.397477	Y
5	IC 410-280637/4	5.0	2.246763	0.25	214815.0	0.449353	Y
6	IC 410-280637/3	10.0	5.059022	0.25	208205.0	0.505902	Y

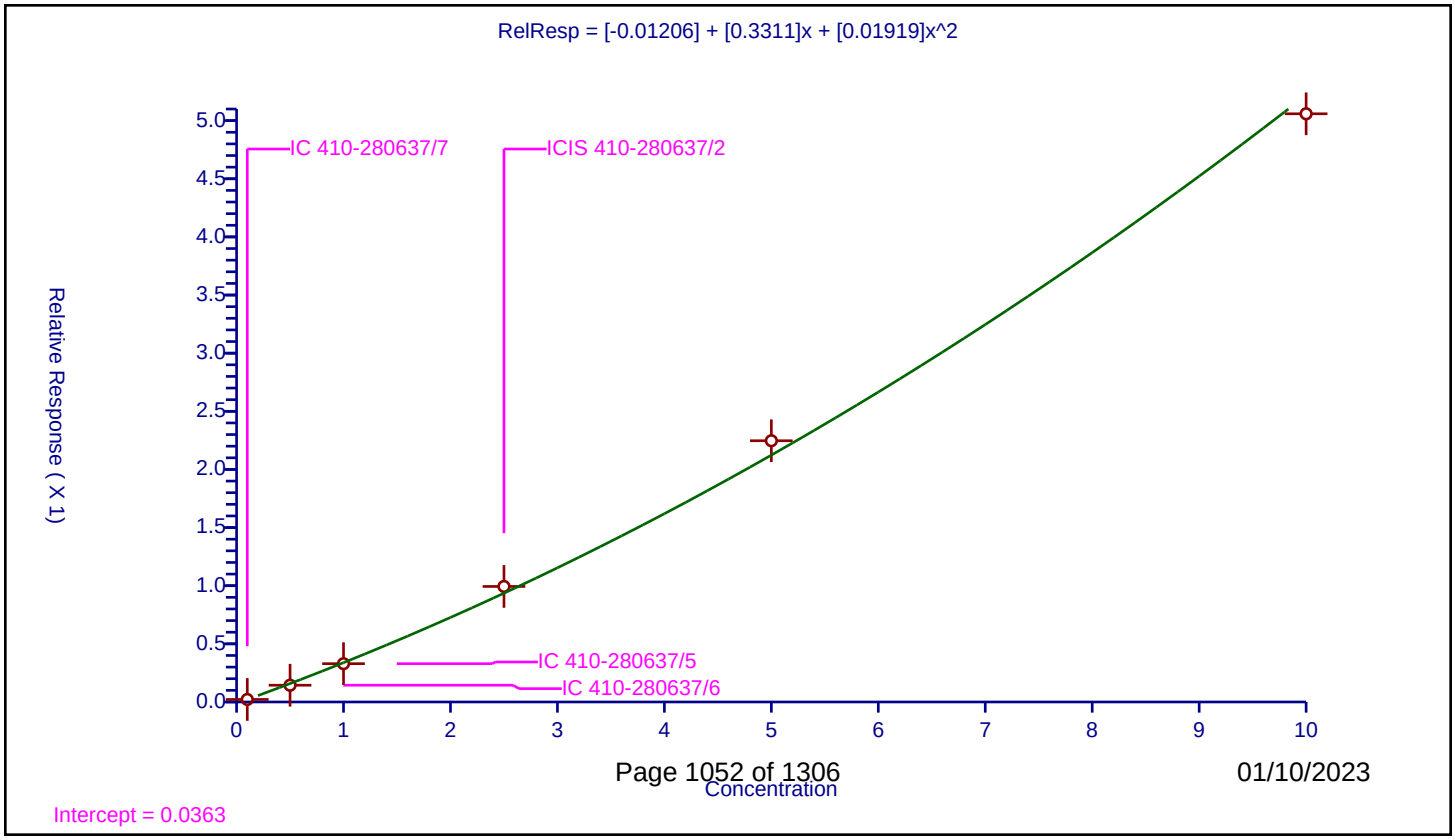

Calibration / Benzo[a]anthracene

Curve Type:	Average
Weighting:	Conc_Sq
Origin:	Force
Dependency:	Response
Calib Mode:	ISTD
Response Base:	AREA
RF Rounding:	0

Curve Coefficients

Intercept:	0
Slope:	1.311

Error Coefficients

Standard Error:	1390000
Relative Standard Error:	4.1
Correlation Coefficient:	0.999
Coefficient of Determination (Adjusted):	0.998

ID	Level	Concentration	Rel. Resp.	IS Amount	IS Response	RRF	Used
1	IC 410-280637/7	0.01	0.013787	0.25	171370.0	1.378742	Y
2	IC 410-280637/6	0.05	0.063076	0.25	184226.0	1.261521	Y
3	IC 410-280637/5	0.1	0.127108	0.25	191917.0	1.271083	Y
4	ICIS 410-280637/2	0.5	0.650872	0.25	186396.0	1.301745	Y
5	IC 410-280637/4	1.0	1.274878	0.25	214815.0	1.274878	Y
6	IC 410-280637/3	2.5	3.445452	0.25	208205.0	1.378181	Y

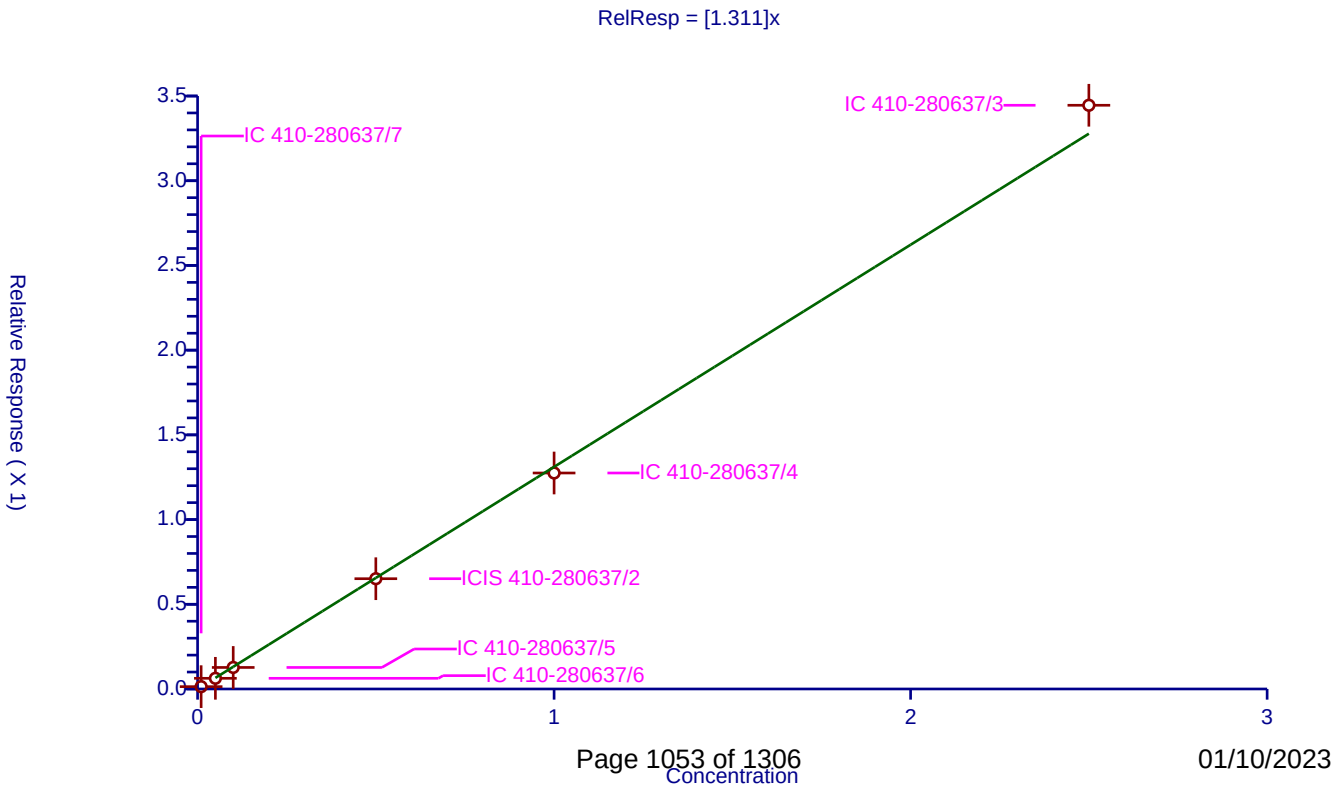

Calibration / Chrysene

Curve Type:	Average
Weighting:	Conc_Sq
Origin:	Force
Dependency:	Response
Calib Mode:	ISTD
Response Base:	AREA
RF Rounding:	0

Curve Coefficients

Intercept:	0
Slope:	1.465

Error Coefficients

Standard Error:	1450000
Relative Standard Error:	4.8
Correlation Coefficient:	1.000
Coefficient of Determination (Adjusted):	0.997

ID	Level	Concentration	Rel. Resp.	IS Amount	IS Response	RRF	Used
1	IC 410-280637/7	0.01	0.015822	0.25	171370.0	1.582249	Y
2	IC 410-280637/6	0.05	0.073938	0.25	184226.0	1.478754	Y
3	IC 410-280637/5	0.1	0.147688	0.25	191917.0	1.476875	Y
4	ICIS 410-280637/2	0.5	0.728049	0.25	186396.0	1.456099	Y
5	IC 410-280637/4	1.0	1.367206	0.25	214815.0	1.367206	Y
6	IC 410-280637/3	2.5	3.574859	0.25	208205.0	1.429944	Y

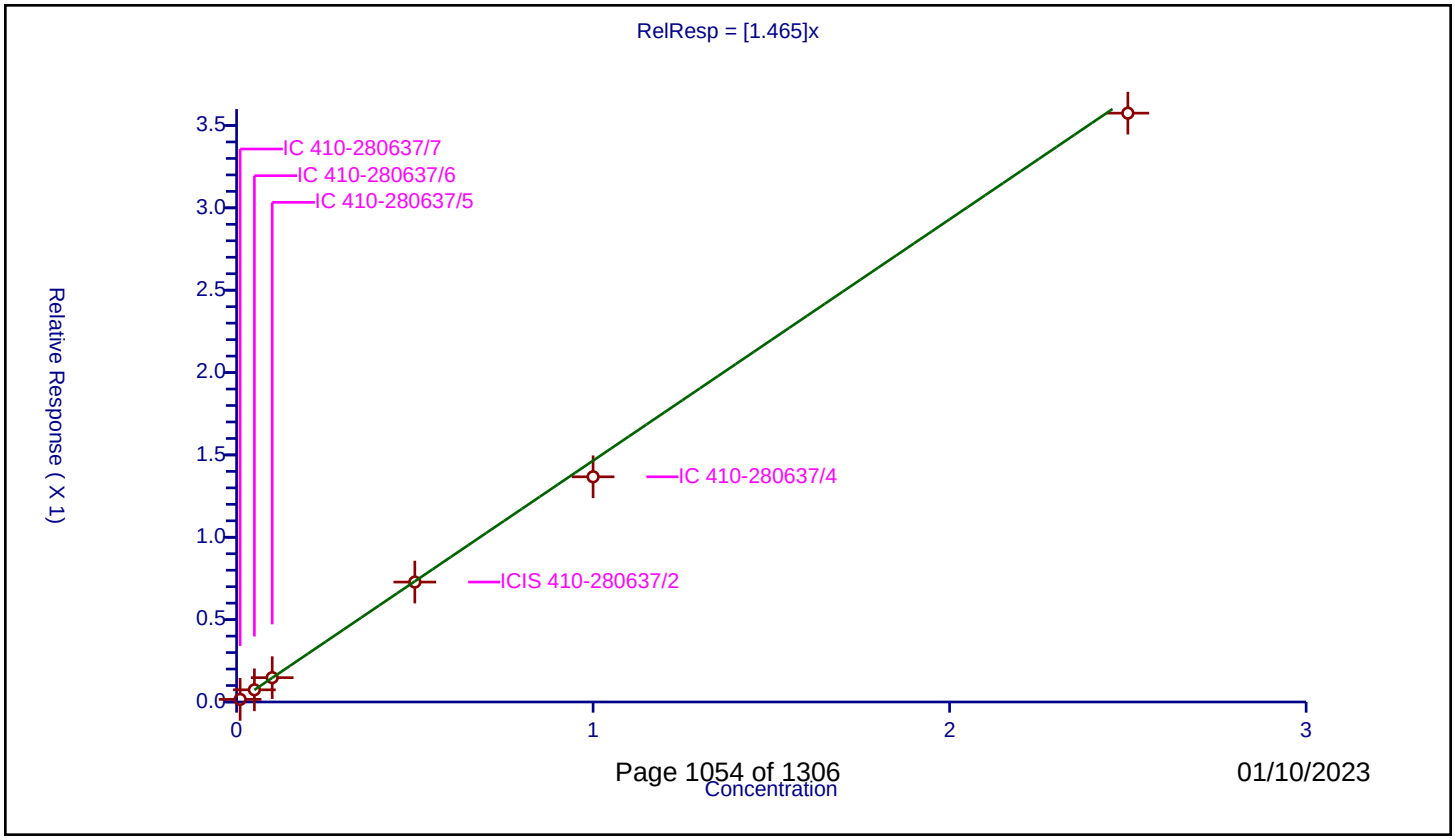

Calibration / Bis(2-ethylhexyl) phthalate

Curve Type:	Quadratic
Weighting:	Conc_Sq
Origin:	None
Dependency:	Response
Calib Mode:	ISTD
Response Base:	AREA
RF Rounding:	0

Curve Coefficients

Intercept:	-0.01839
Slope:	0.5036
Second Order:	0.02701

Error Coefficients

Standard Error:	4020000
Relative Standard Error:	6.8
Correlation Coefficient:	0.997
Coefficient of Determination (Adjusted):	0.997

ID	Level	Concentration	Rel. Resp.	IS Amount	IS Response	RRF	Used
1	IC 410-280637/7	0.1	0.033073	0.25	171370.0	0.330732	Y
2	IC 410-280637/6	0.5	0.216492	0.25	184226.0	0.432984	Y
3	IC 410-280637/5	1.0	0.504946	0.25	191917.0	0.504946	Y
4	ICIS 410-280637/2	2.5	1.490885	0.25	186396.0	0.596354	Y
5	IC 410-280637/4	5.0	3.361562	0.25	214815.0	0.672312	Y
6	IC 410-280637/3	10.0	7.479401	0.25	208205.0	0.74794	Y

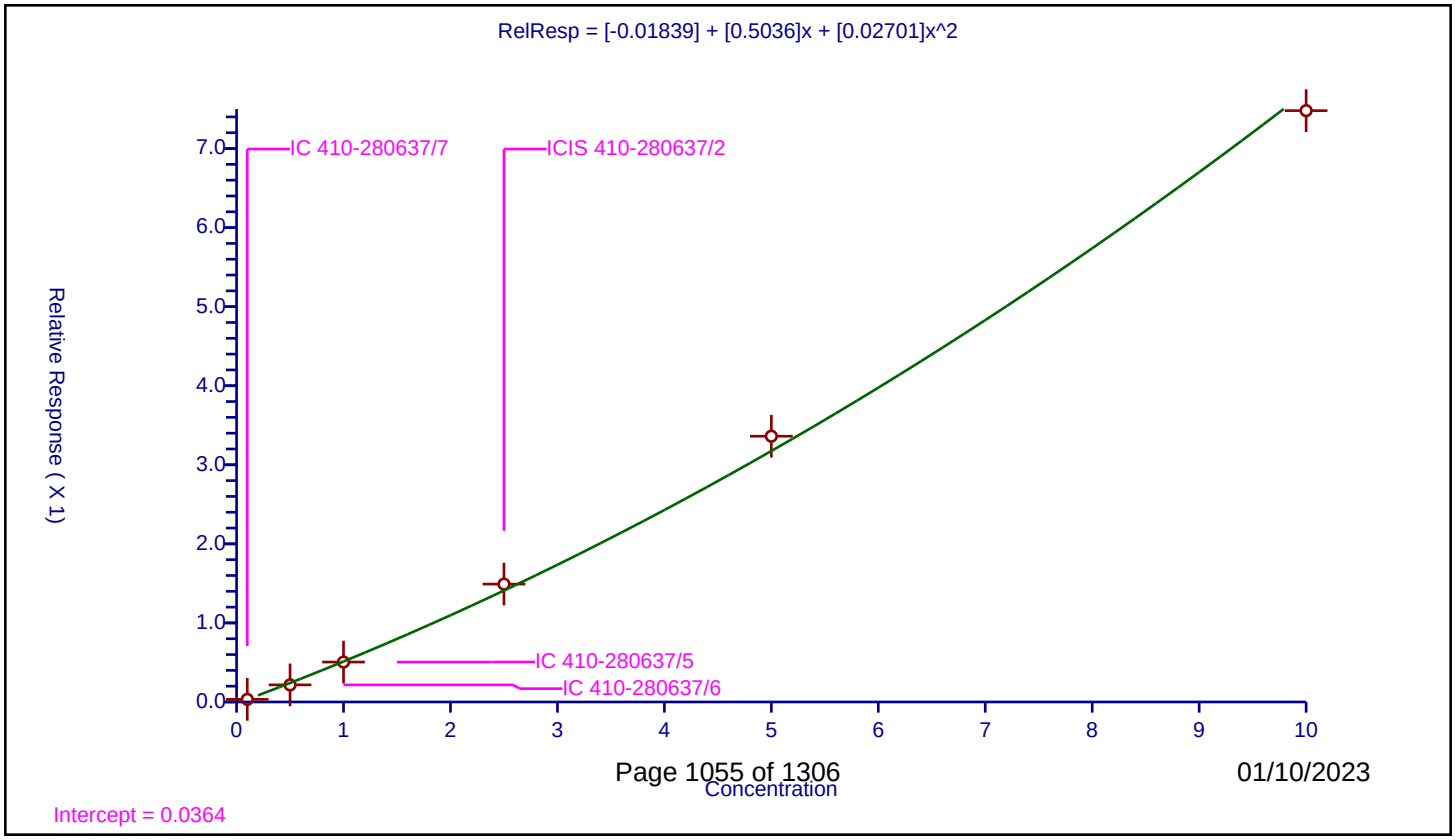

Calibration / Di-n-octyl phthalate

Curve Type:	Quadratic
Weighting:	Conc_Sq
Origin:	None
Dependency:	Response
Calib Mode:	ISTD
Response Base:	AREA
RF Rounding:	0

Curve Coefficients

Intercept:	-0.03437
Slope:	0.835
Second Order:	0.03852

Error Coefficients

Standard Error:	6740000
Relative Standard Error:	8.6
Correlation Coefficient:	0.997
Coefficient of Determination (Adjusted):	0.995

ID	Level	Concentration	Rel. Resp.	IS Amount	IS Response	RRF	Used
1	IC 410-280637/7	0.1	0.051197	0.25	154251.0	0.511974	Y
2	IC 410-280637/6	0.5	0.347357	0.25	169397.0	0.694714	Y
3	IC 410-280637/5	1.0	0.812154	0.25	181832.0	0.812154	Y
4	ICIS 410-280637/2	2.5	2.48143	0.25	183007.0	0.992572	Y
5	IC 410-280637/4	5.0	5.479542	0.25	219472.0	1.095908	Y
6	IC 410-280637/3	10.0	11.674854	0.25	224084.0	1.167485	Y

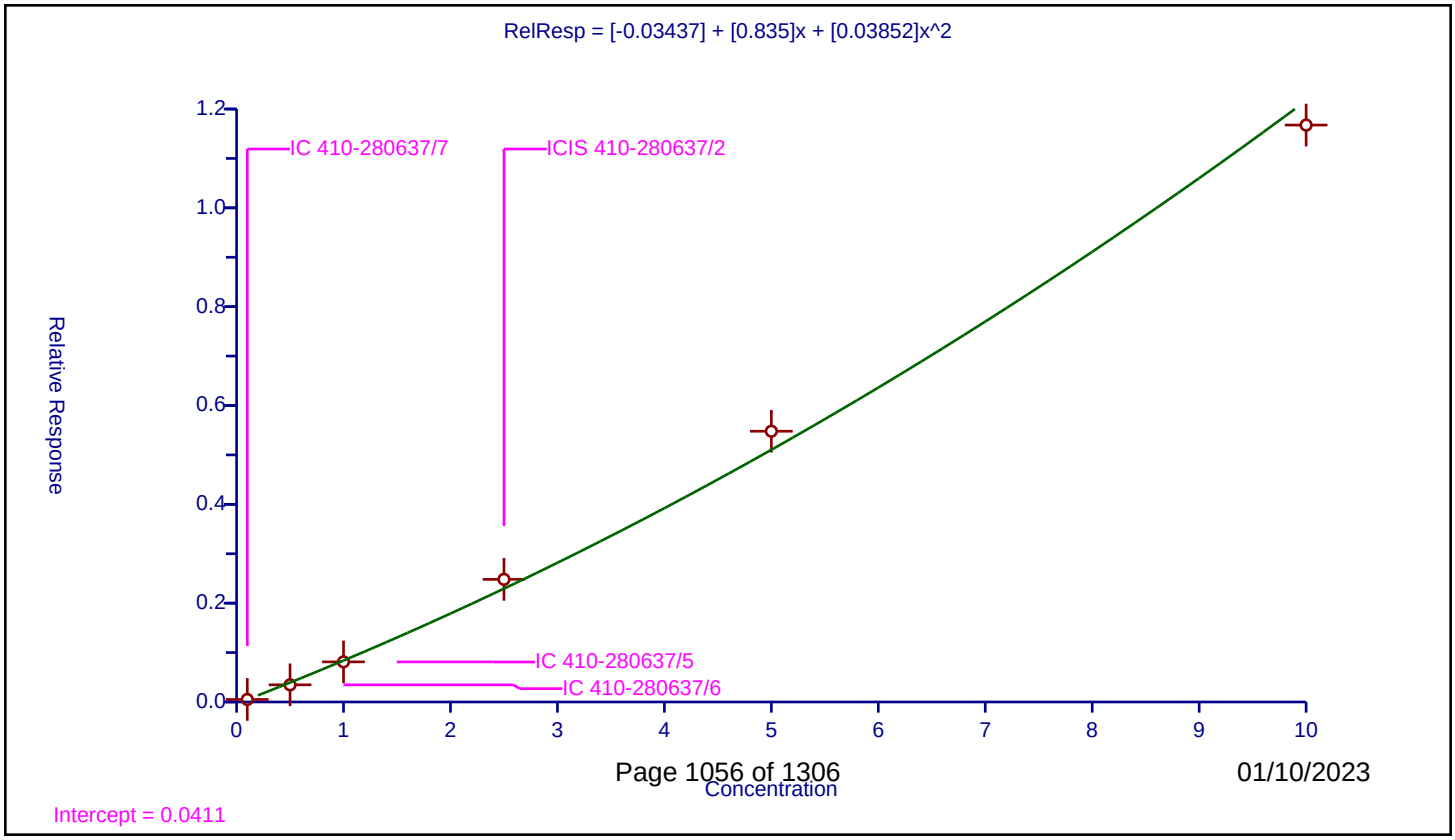

01/10/2023

Calibration / Benzo[b]fluoranthene

Curve Type:	Average
Weighting:	Conc_Sq
Origin:	Force
Dependency:	Response
Calib Mode:	ISTD
Response Base:	AREA
RF Rounding:	0

Curve Coefficients

Intercept:	0
Slope:	1.358

Error Coefficients

Standard Error:	1440000
Relative Standard Error:	7.1
Correlation Coefficient:	0.998
Coefficient of Determination (Adjusted):	0.994

ID	Level	Concentration	Rel. Resp.	IS Amount	IS Response	RRF	Used
1	IC 410-280637/7	0.01	0.015361	0.25	154251.0	1.536133	Y
2	IC 410-280637/6	0.05	0.067452	0.25	169397.0	1.34905	Y
3	IC 410-280637/5	0.1	0.133931	0.25	181832.0	1.339313	Y
4	ICIS 410-280637/2	0.5	0.674899	0.25	183007.0	1.349798	Y
5	IC 410-280637/4	1.0	1.243149	0.25	219472.0	1.243149	Y
6	IC 410-280637/3	2.5	3.327921	0.25	224084.0	1.331168	Y

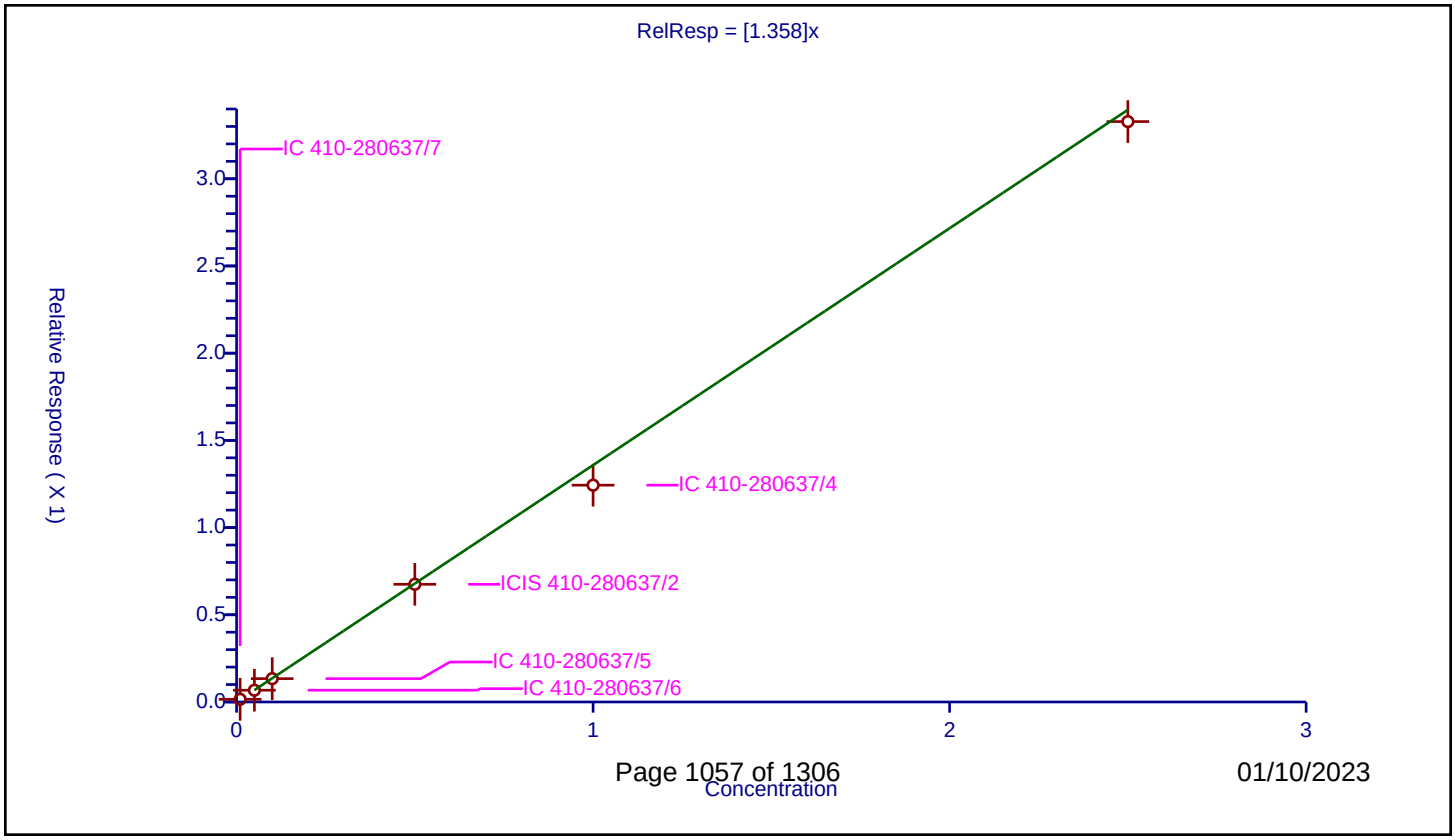

Calibration / Benzo[k]fluoranthene

Curve Type:	Average
Weighting:	Conc_Sq
Origin:	Force
Dependency:	Response
Calib Mode:	ISTD
Response Base:	AREA
RF Rounding:	0

Curve Coefficients

Intercept:	0
Slope:	1.449

Error Coefficients

Standard Error:	1490000
Relative Standard Error:	4.0
Correlation Coefficient:	0.999
Coefficient of Determination (Adjusted):	0.998

ID	Level	Concentration	Rel. Resp.	IS Amount	IS Response	RRF	Used
1	IC 410-280637/7	0.01	0.015267	0.25	154251.0	1.526732	Y
2	IC 410-280637/6	0.05	0.071877	0.25	169397.0	1.43754	Y
3	IC 410-280637/5	0.1	0.146788	0.25	181832.0	1.46788	Y
4	ICIS 410-280637/2	0.5	0.743862	0.25	183007.0	1.487725	Y
5	IC 410-280637/4	1.0	1.415144	0.25	219472.0	1.415144	Y
6	IC 410-280637/3	2.5	3.403633	0.25	224084.0	1.361453	Y

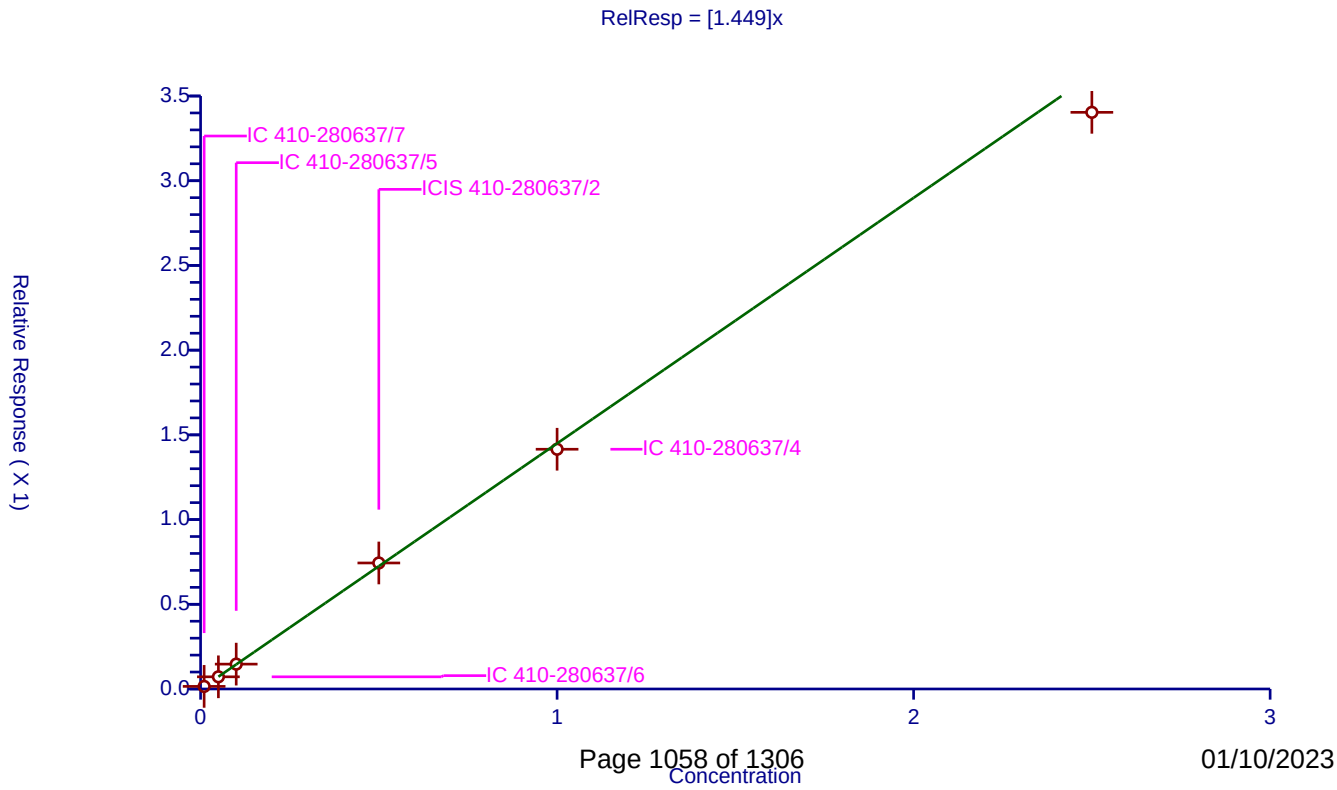

Calibration / Benzo[e]pyrene

Curve Type:	Average
Weighting:	Conc_Sq
Origin:	Force
Dependency:	Response
Calib Mode:	ISTD
Response Base:	AREA
RF Rounding:	0

Curve Coefficients

Intercept:	0
Slope:	1.31

Error Coefficients

Standard Error:	1360000
Relative Standard Error:	5.3
Correlation Coefficient:	0.999
Coefficient of Determination (Adjusted):	0.997

ID	Level	Concentration	Rel. Resp.	IS Amount	IS Response	RRF	Used
1	IC 410-280637/7	0.01	0.014246	0.25	154251.0	1.424626	Y
2	IC 410-280637/6	0.05	0.065854	0.25	169397.0	1.317084	Y
3	IC 410-280637/5	0.1	0.132433	0.25	181832.0	1.324327	Y
4	ICIS 410-280637/2	0.5	0.660193	0.25	183007.0	1.320387	Y
5	IC 410-280637/4	1.0	1.228872	0.25	219472.0	1.228872	Y
6	IC 410-280637/3	2.5	3.112554	0.25	224084.0	1.245022	Y

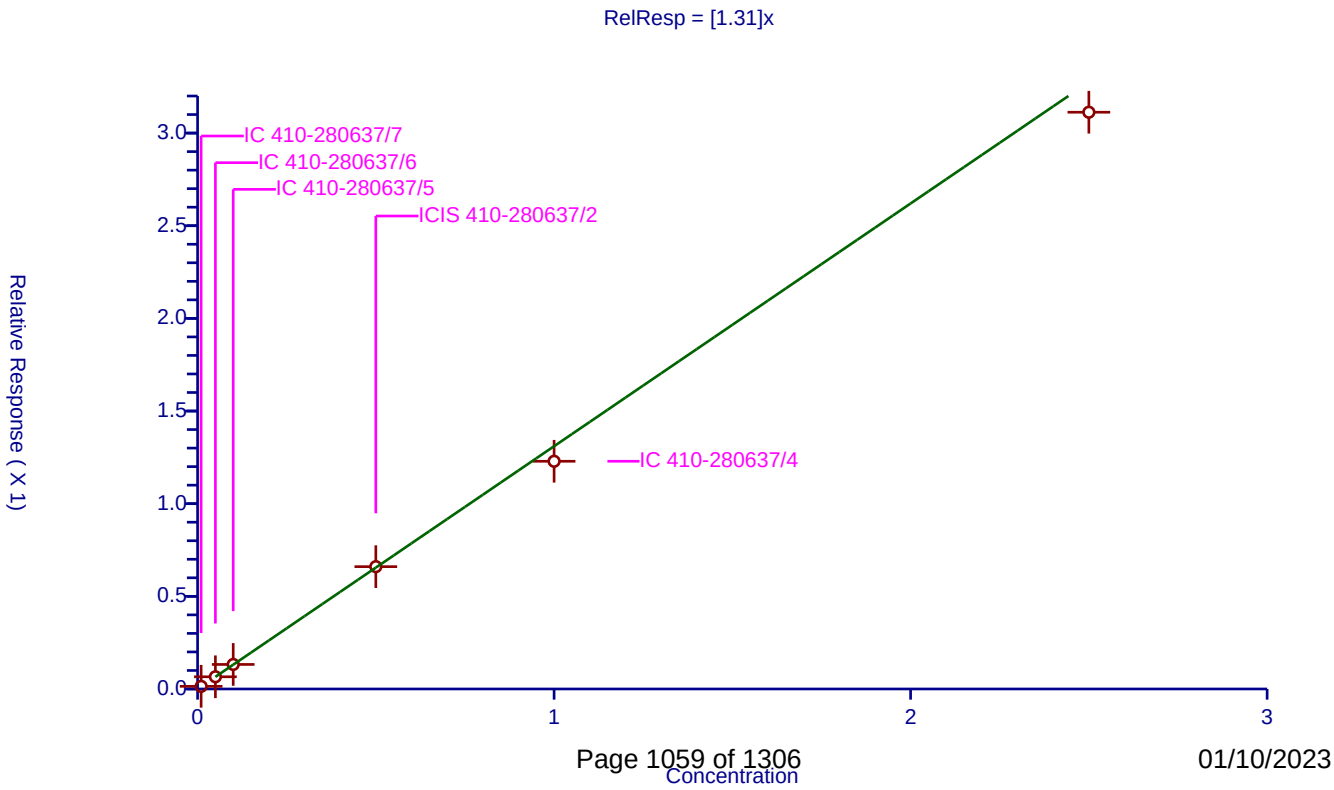

Calibration / Benzo(a)pyrene-d12 (Surr)

Curve Type:	Average
Weighting:	Conc_Sq
Origin:	Force
Dependency:	Response
Calib Mode:	ISTD
Response Base:	AREA
RF Rounding:	0

Curve Coefficients

Intercept:	0
Slope:	0.9242

Error Coefficients

Standard Error:	1030000
Relative Standard Error:	3.3
Correlation Coefficient:	0.999
Coefficient of Determination (Adjusted):	0.999

ID	Level	Concentration	Rel. Resp.	IS Amount	IS Response	RRF	Used
1	IC 410-280637/7	0.01	0.009113	0.25	154251.0	0.911339	Y
2	IC 410-280637/6	0.05	0.044332	0.25	169397.0	0.886645	Y
3	IC 410-280637/5	0.1	0.090717	0.25	181832.0	0.90717	Y
4	ICIS 410-280637/2	0.5	0.484591	0.25	183007.0	0.969182	Y
5	IC 410-280637/4	1.0	0.919116	0.25	219472.0	0.919116	Y
6	IC 410-280637/3	2.5	2.379354	0.25	224084.0	0.951742	Y

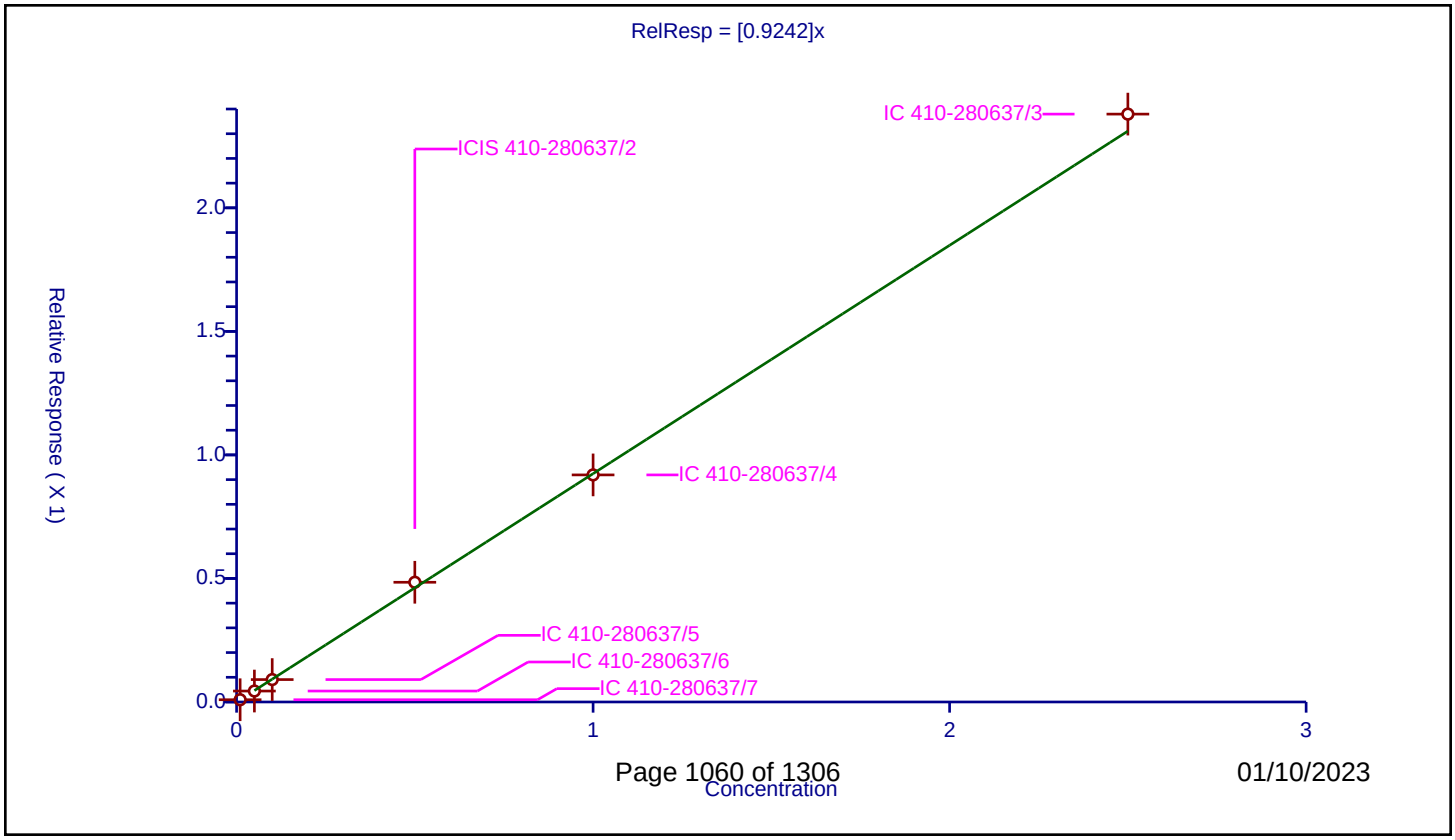

01/10/2023

Calibration / Benzo[a]pyrene

Curve Type:	Average
Weighting:	Conc_Sq
Origin:	Force
Dependency:	Response
Calib Mode:	ISTD
Response Base:	AREA
RF Rounding:	0

Curve Coefficients

Intercept:	0
Slope:	1.239

Error Coefficients

Standard Error:	1380000
Relative Standard Error:	3.8
Correlation Coefficient:	0.999
Coefficient of Determination (Adjusted):	0.998

ID	Level	Concentration	Rel. Resp.	IS Amount	IS Response	RRF	Used
1	IC 410-280637/7	0.01	0.011933	0.25	154251.0	1.193347	Y
2	IC 410-280637/6	0.05	0.059018	0.25	169397.0	1.180363	Y
3	IC 410-280637/5	0.1	0.123999	0.25	181832.0	1.239991	Y
4	ICIS 410-280637/2	0.5	0.6533	0.25	183007.0	1.3066	Y
5	IC 410-280637/4	1.0	1.238724	0.25	219472.0	1.238724	Y
6	IC 410-280637/3	2.5	3.181012	0.25	224084.0	1.272405	Y

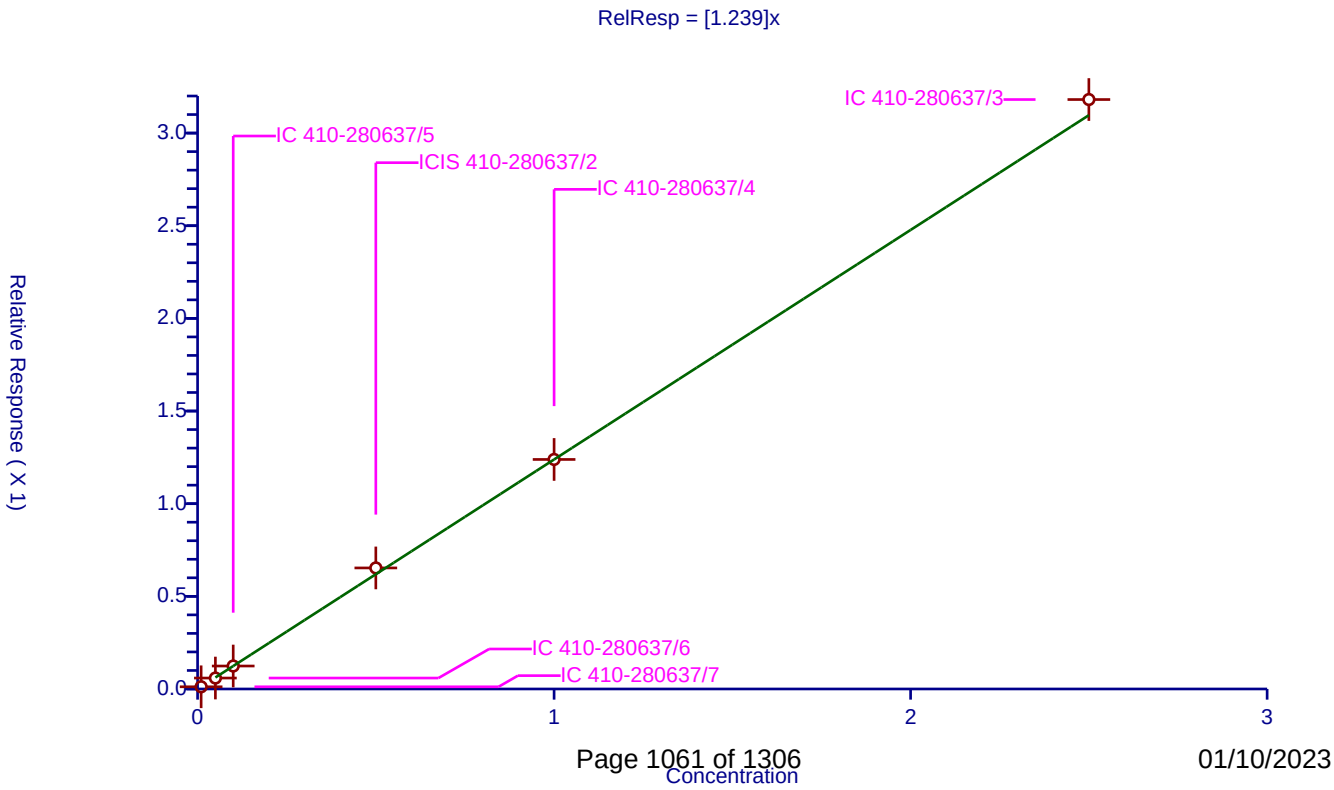

Calibration / Perylene

Curve Type:	Average
Weighting:	Conc_Sq
Origin:	Force
Dependency:	Response
Calib Mode:	ISTD
Response Base:	AREA
RF Rounding:	0

Curve Coefficients

Intercept:	0
Slope:	1.355

Error Coefficients

Standard Error:	1350000
Relative Standard Error:	9.1
Correlation Coefficient:	0.999
Coefficient of Determination (Adjusted):	0.990

ID	Level	Concentration	Rel. Resp.	IS Amount	IS Response	RRF	Used
1	IC 410-280637/7	0.01	0.015566	0.25	154251.0	1.556554	Y
2	IC 410-280637/6	0.05	0.070106	0.25	169397.0	1.40212	Y
3	IC 410-280637/5	0.1	0.139159	0.25	181832.0	1.391587	Y
4	ICIS 410-280637/2	0.5	0.656689	0.25	183007.0	1.313379	Y
5	IC 410-280637/4	1.0	1.228893	0.25	219472.0	1.228893	Y
6	IC 410-280637/3	2.5	3.097829	0.25	224084.0	1.239132	Y

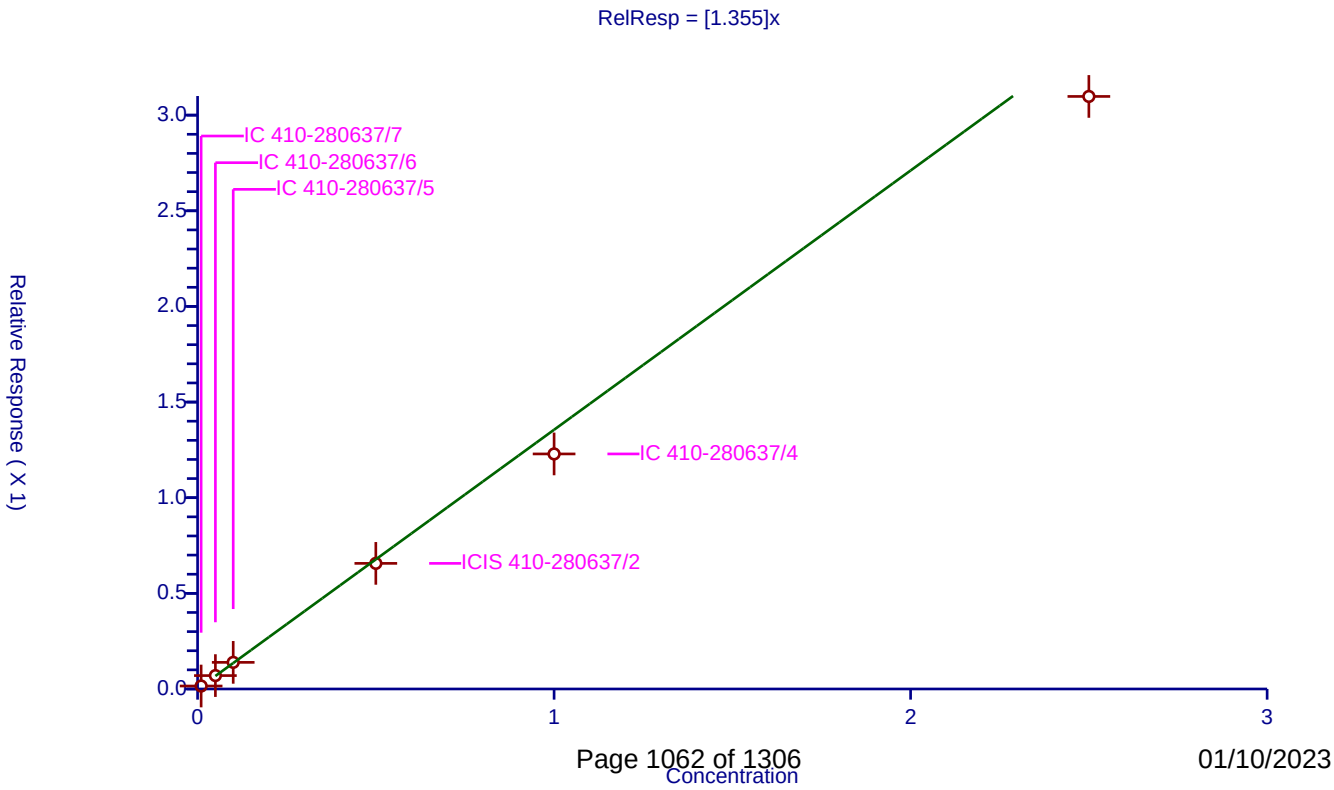

Calibration / Indeno[1,2,3-cd]pyrene

Curve Type:	Average
Weighting:	Conc_Sq
Origin:	Force
Dependency:	Response
Calib Mode:	ISTD
Response Base:	AREA
RF Rounding:	0

Curve Coefficients

Intercept:	0
Slope:	1.053

Error Coefficients

Standard Error:	1190000
Relative Standard Error:	3.8
Correlation Coefficient:	0.998
Coefficient of Determination (Adjusted):	0.998

ID	Level	Concentration	Rel. Resp.	IS Amount	IS Response	RRF	Used
1	IC 410-280637/7	0.01	0.010517	0.25	154251.0	1.051695	Y
2	IC 410-280637/6	0.05	0.050196	0.25	169397.0	1.003914	Y
3	IC 410-280637/5	0.1	0.102353	0.25	181832.0	1.023527	Y
4	ICIS 410-280637/2	0.5	0.549415	0.25	183007.0	1.09883	Y
5	IC 410-280637/4	1.0	1.036941	0.25	219472.0	1.036941	Y
6	IC 410-280637/3	2.5	2.753678	0.25	224084.0	1.101471	Y

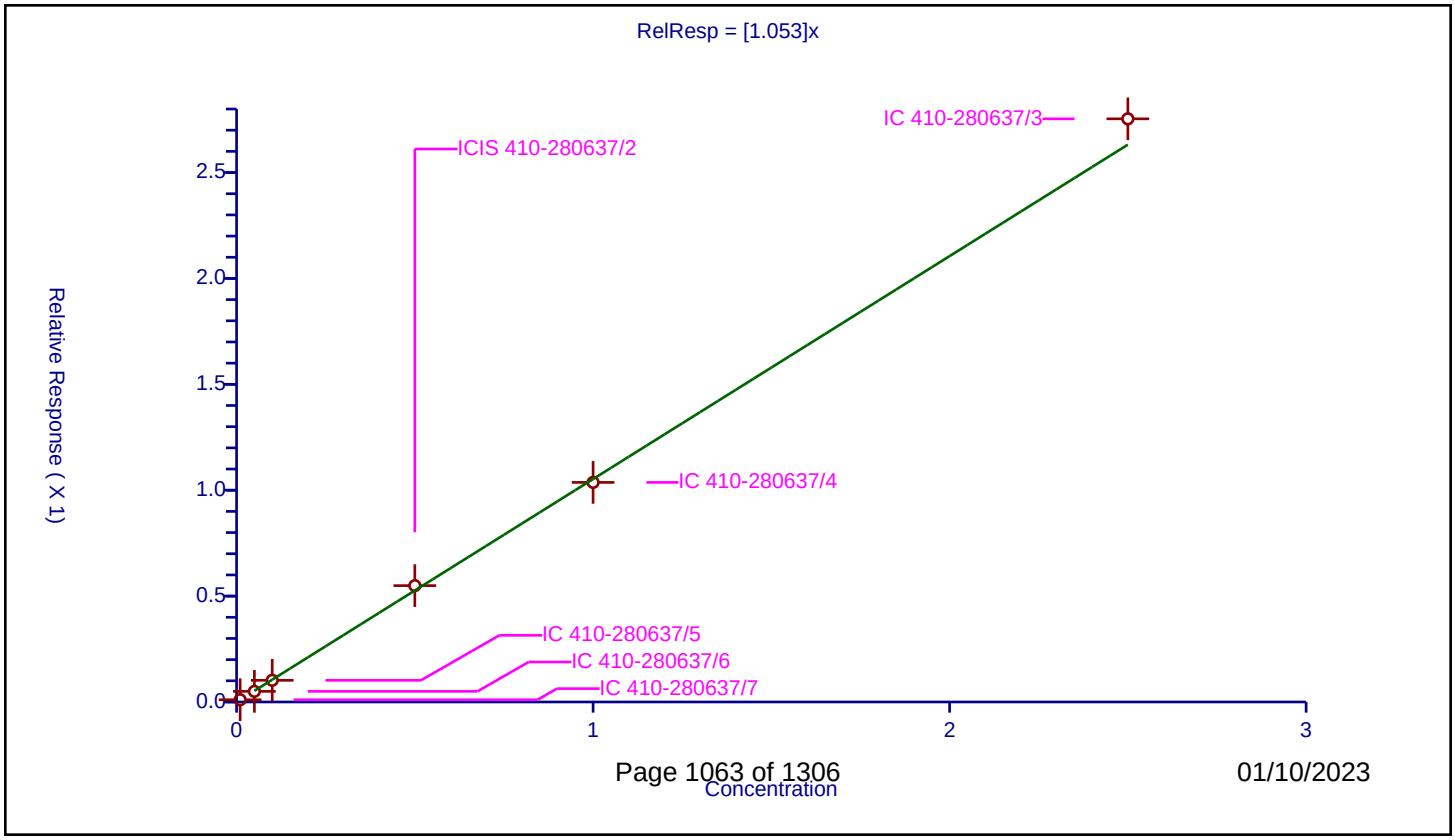

Calibration / Dibenz(a,h)anthracene

Curve Type:	Average
Weighting:	Conc_Sq
Origin:	Force
Dependency:	Response
Calib Mode:	ISTD
Response Base:	AREA
RF Rounding:	0

Curve Coefficients

Intercept:	0
Slope:	1.222

Error Coefficients

Standard Error:	1380000
Relative Standard Error:	4.0
Correlation Coefficient:	0.999
Coefficient of Determination (Adjusted):	0.998

ID	Level	Concentration	Rel. Resp.	IS Amount	IS Response	RRF	Used
1	IC 410-280637/7	0.01	0.011634	0.25	154251.0	1.163364	Y
2	IC 410-280637/6	0.05	0.058767	0.25	169397.0	1.175345	Y
3	IC 410-280637/5	0.1	0.122036	0.25	181832.0	1.220357	Y
4	ICIS 410-280637/2	0.5	0.64165	0.25	183007.0	1.283301	Y
5	IC 410-280637/4	1.0	1.21943	0.25	219472.0	1.21943	Y
6	IC 410-280637/3	2.5	3.180879	0.25	224084.0	1.272351	Y

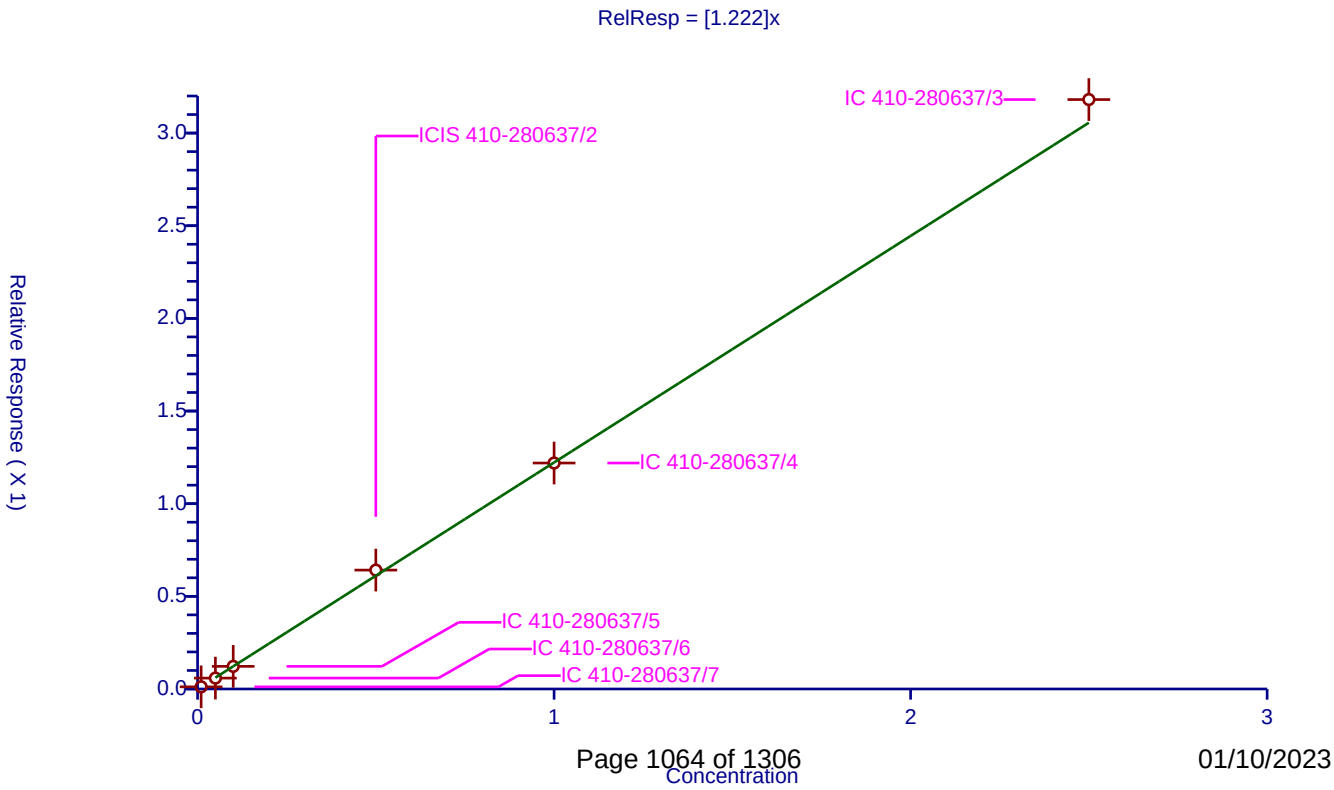

Calibration / Benzo[g,h,i]perylene

Curve Type:	Average
Weighting:	Conc_Sq
Origin:	Force
Dependency:	Response
Calib Mode:	ISTD
Response Base:	AREA
RF Rounding:	0

Curve Coefficients

Intercept:	0
Slope:	1.349

Error Coefficients

Standard Error:	1450000
Relative Standard Error:	2.9
Correlation Coefficient:	0.999
Coefficient of Determination (Adjusted):	0.999

ID	Level	Concentration	Rel. Resp.	IS Amount	IS Response	RRF	Used
1	IC 410-280637/7	0.01	0.014057	0.25	154251.0	1.405663	Y
2	IC 410-280637/6	0.05	0.066989	0.25	169397.0	1.339782	Y
3	IC 410-280637/5	0.1	0.134692	0.25	181832.0	1.346916	Y
4	ICIS 410-280637/2	0.5	0.690138	0.25	183007.0	1.380275	Y
5	IC 410-280637/4	1.0	1.292284	0.25	219472.0	1.292284	Y
6	IC 410-280637/3	2.5	3.328549	0.25	224084.0	1.331419	Y

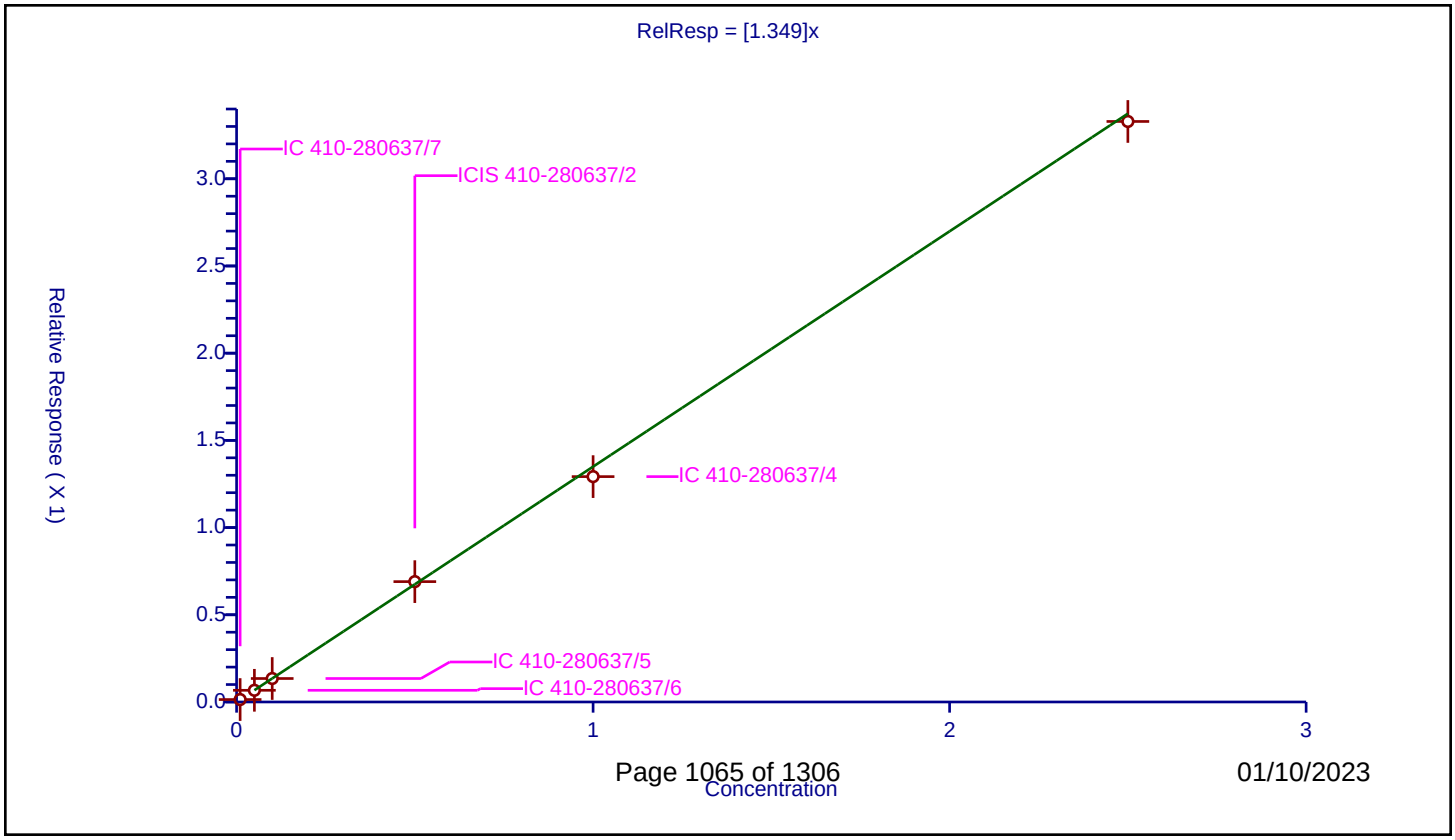

FORM VI
GC/MS SEMI VOA BY INTERNAL STANDARD - INITIAL CALIBRATION DATA
CURVE EVALUATION

Lab Name: Eurofins Lancaster Laboratories Environment Testing, LLC Job No.: 410-110319-1 Analy Batch No.: 303206

SDG No.:

Instrument ID: HP23263 GC Column: DB-5MS 30m 0 ID: 0.25(mm) Heated Purge: (Y/N) N

Calibration Start Date: 10/05/2022 09:51 Calibration End Date: 10/05/2022 11:42 Calibration ID: 42802

Calibration Files

LEVEL:	LAB SAMPLE ID:	LAB FILE ID:
Level 1	IC 410-303206/7	NJ0026.D
Level 2	IC 410-303206/6	NJ0025.D
Level 3	IC 410-303206/5	NJ0024.D
Level 4	ICIS 410-303206/2	NJ0021.D
Level 5	IC 410-303206/4	NJ0023.D
Level 6	IC 410-303206/3	NJ0022.D

ANALYTE	RRF					CURVE TYPE	COEFFICIENT			#	MIN RRF	%RSD /RSE	#	MAX %RSD /RSE	R^2 OR COD	#	MIN R^2 OR COD
	LVL 1 LVL 6	LVL 2	LVL 3	LVL 4	LVL 5		B	M1	M2								
1,4-Dioxane	+++++ 0.5617	0.6084	0.6272	0.6017	0.5666	Ave		0.5931				4.7		20.4			
N-Nitrosodimethylamine	0.6358 0.6878	0.6296	0.6666	0.7290	0.6909	Ave		0.6733				5.6		20.4			
Bis(2-chloroethyl)ether	0.3823 0.3355	0.3463	0.3632	0.3654	0.3336	Ave		0.3544				5.4		20.4			
Naphthalene	1.1225 0.9150	1.0400	1.0416	1.0071	0.9506	Ave		1.0128				7.3		20.4			
Quinoline	0.6897 0.5893	0.6397	0.6636	0.6517	0.6063	Ave		0.6401				5.8		20.4			
2-Methylnaphthalene	0.6999 0.5740	0.6634	0.6780	0.6441	0.6077	Ave		0.6445				7.2		20.4			
1-Methylnaphthalene	0.6372 0.4993	0.5973	0.5997	0.5827	0.5418	Ave		0.5764				8.4		20.4			
Dimethyl phthalate	1.0738 1.0993	1.2988	1.2332	1.1902	1.0672	Ave		1.1604				8.2		20.4			
Acenaphthylene	2.2241 1.9772	2.1274	2.1130	2.1297	1.9656	Ave		2.0895				4.8		20.4			
Acenaphthene	1.3440 1.2215	1.2692	1.2485	1.2828	1.1692	Ave		1.2559				4.7		20.4			
Dibenzofuran	1.9926 1.7836	1.9525	1.9181	1.9502	1.7464	Ave		1.8906				5.3		20.4			
Diethyl phthalate	0.9564 1.0419	1.1948	1.1676	1.1369	1.0506	Ave		1.0914				8.3		20.4			
Fluorene	1.4225 1.3470	1.3824	1.3976	1.4459	1.3192	Ave		1.3858				3.4		20.4			

Note: The M1 coefficient is the same as Ave RRF for an Ave curve type. RSD is calculated for Ave curve types. RSE is used for all other types.

FORM VI
GC/MS SEMI VOA BY INTERNAL STANDARD - INITIAL CALIBRATION DATA
CURVE EVALUATION

Lab Name: Eurofins Lancaster Laboratories Environment Testing, LLC Job No.: 410-110319-1 Analy Batch No.: 303206

SDG No.:

Instrument ID: HP23263 GC Column: DB-5MS 30m 0 ID: 0.25(mm) Heated Purge: (Y/N) N

Calibration Start Date: 10/05/2022 09:51 Calibration End Date: 10/05/2022 11:42 Calibration ID: 42802

ANALYTE	RRF					CURVE TYPE	COEFFICIENT			#	MIN RRF	%RSD /RSE	#	MAX %RSD /RSE	R^2 OR COD	#	MIN R^2 OR COD
	LVL 1 LVL 6	LVL 2	LVL 3	LVL 4	LVL 5		B	M1	M2								
N-Nitrosodiphenylamine	0.5354 0.4495	0.4967	0.4937	0.5016	0.4630	Ave		0.4900				6.2		20.4			
Hexachlorobenzene	0.3075 0.2535	0.2796	0.2653	0.2711	0.2528	Ave		0.2716				7.5		20.4			
Phenanthrene	1.2946 1.1143	1.1963	1.2074	1.1854	1.1094	Ave		1.1846				5.8		20.4			
Anthracene	1.1470 1.0701	1.1064	1.1023	1.1165	1.0407	Ave		1.0972				3.4		20.4			
Di-n-butyl phthalate	0.7021 0.8751	0.9035	0.9283	0.8949	0.9027	Ave		0.8678				9.6		20.4			
Fluoranthene	1.1543 1.0231	1.1121	1.1562	1.0938	1.0413	Ave		1.0968				5.1		20.4			
Pyrene	2.0951 1.7379	1.9040	1.8618	1.9050	1.6992	Ave		1.8672				7.6		20.4			
Butyl benzyl phthalate	0.3541 0.5423	0.4396	0.4741	0.5159	0.5315	Ave		0.4763				14.9		20.4			
Benzo[a]anthracene	1.4467 1.3643	1.3181	1.3397	1.3977	1.3014	Ave		1.3613				4.0		20.4			
Chrysene	1.5237 1.3799	1.3992	1.4033	1.4256	1.3655	Ave		1.4162				4.0		20.4			
Bis(2-ethylhexyl) phthalate	0.4116 0.6787	0.5058	0.5601	0.6020	0.6326	Ave		0.5651				17.0		20.4			
Di-n-octyl phthalate	0.7037 1.0785	0.9200	1.0415	1.1006	1.1077	Ave		0.9920				15.8		20.4			
Benzo[b]fluoranthene	1.5296 1.3373	1.4729	1.4841	1.4731	1.3582	Ave		1.4425				5.3		20.4			
Benzo[k]fluoranthene	1.7747 1.3401	1.6266	1.6757	1.5922	1.5061	Ave		1.5859				9.4		20.4			
Benzo[e]pyrene	1.5289 1.2618	1.4610	1.4831	1.4305	1.3219	Ave		1.4145				7.2		20.4			
Benzo[a]pyrene	1.3215 1.2142	1.2940	1.3325	1.3233	1.2699	Ave		1.2926				3.5		20.4			
Perylene	1.4095 1.1995	1.3375	1.3553	1.3430	1.2504	Ave		1.3159				5.8		20.4			

Note: The M1 coefficient is the same as Ave RRF for an Ave curve type. RSD is calculated for Ave curve types. RSE is used for all other types.

FORM VI
GC/MS SEMI VOA BY INTERNAL STANDARD - INITIAL CALIBRATION DATA
CURVE EVALUATION

Lab Name: Eurofins Lancaster Laboratories Environment Testing, LLC Job No.: 410-110319-1 Analy Batch No.: 303206

SDG No.:

Instrument ID: HP23263 GC Column: DB-5MS 30m 0 ID: 0.25(mm) Heated Purge: (Y/N) N

Calibration Start Date: 10/05/2022 09:51 Calibration End Date: 10/05/2022 11:42 Calibration ID: 42802

ANALYTE	RRF					CURVE TYPE	COEFFICIENT			#	MIN RRF	%RSD /RSE	#	MAX %RSD /RSE	R^2 OR COD	#	MIN R^2 OR COD
	LVL 1 LVL 6	LVL 2	LVL 3	LVL 4	LVL 5		B	M1	M2								
Indeno[1,2,3-cd]pyrene	1.1077 0.9948	1.0109	1.0287	1.0578	0.9565	Ave		1.0261				5.1		20.4			
Dibenz(a,h)anthracene	1.0756 1.0809	1.0614	1.1281	1.1467	1.0519	Ave		1.0908				3.5		20.4			
Benzo[g,h,i]perylene	1.3291 1.1854	1.2778	1.3148	1.2956	1.1740	Ave		1.2628				5.3		20.4			
1-Methylnaphthalene-d10 (Surr)	0.5058 0.4196	0.4572	0.4756	0.4662	0.4348	Ave		0.4599				6.6		20.4			
Fluoranthene-d10 (Surr)	0.9270 0.8575	0.9487	0.9591	0.9130	0.8629	Ave		0.9114				4.7		20.4			
Benzo(a)pyrene-d12 (Surr)	0.9548 0.9126	0.9839	0.9772	0.9977	0.9328	Ave		0.9598				3.4		20.4			

Note: The M1 coefficient is the same as Ave RRF for an Ave curve type. RSD is calculated for Ave curve types. RSE is used for all other types.

FORM VI
GC/MS SEMI VOA BY INTERNAL STANDARD - INITIAL CALIBRATION DATA
RESPONSE AND CONCENTRATION

Lab Name: Eurofins Lancaster Laboratories Envir Job No.: 410-110319-1 Analy Batch No.: 303206

SDG No.:

Instrument ID: HP23263 GC Column: DB-5MS 30m 0 ID: 0.25(mm) Heated Purge: (Y/N) N

Calibration Start Date: 10/05/2022 09:51 Calibration End Date: 10/05/2022 11:42 Calibration ID: 42802

Calibration Files

LEVEL:	LAB SAMPLE ID:	LAB FILE ID:
Level 1	IC 410-303206/7	NJ0026.D
Level 2	IC 410-303206/6	NJ0025.D
Level 3	IC 410-303206/5	NJ0024.D
Level 4	ICIS 410-303206/2	NJ0021.D
Level 5	IC 410-303206/4	NJ0023.D
Level 6	IC 410-303206/3	NJ0022.D

ANALYTE	IS REF	CURVE TYPE	RESPONSE					CONCENTRATION (UG/ML)				
			LVL 1 LVL 6	LVL 2	LVL 3	LVL 4	LVL 5	LVL 1 LVL 6	LVL 2	LVL 3	LVL 4	LVL 5
1,4-Dioxane	DCBd 4	Ave	+++++ 178991	4102	9135	44408	74442	+++++ 2.50	0.0500	0.100	0.500	1.00
N-Nitrosodimethylamine	DCBd 4	Ave	844 219180	4245	9708	53805	90768	0.0100 2.50	0.0500	0.100	0.500	1.00
Bis(2-chloroethyl)ether	NPT	Ave	1806 387544	8422	18669	97002	160942	0.0100 2.50	0.0500	0.100	0.500	1.00
Naphthalene	NPT	Ave	5302 1056890	25291	53543	267374	458569	0.0100 2.50	0.0500	0.100	0.500	1.00
Quinoline	NPT	Ave	3258 680730	15556	34113	173012	292485	0.0100 2.50	0.0500	0.100	0.500	1.00
2-Methylnaphthalene	NPT	Ave	3306 663054	16133	34851	170997	293162	0.0100 2.50	0.0500	0.100	0.500	1.00
1-Methylnaphthalene	NPT	Ave	3010 576769	14526	30829	154697	261376	0.0100 2.50	0.0500	0.100	0.500	1.00
Dimethyl phthalate	ANT	Ave	21756 1936120	129781	273177	652901	1072961	0.100 10.0	0.500	1.00	2.50	5.00
Acenaphthylene	ANT	Ave	4506 870553	21258	46807	233660	395248	0.0100 2.50	0.0500	0.100	0.500	1.00
Acenaphthene	ANT	Ave	2723 537834	12683	27656	140739	235115	0.0100 2.50	0.0500	0.100	0.500	1.00
Dibenzofuran	ANT	Ave	4037 785301	19511	42489	213967	351175	0.0100 2.50	0.0500	0.100	0.500	1.00
Diethyl phthalate	ANT	Ave	19377 1834952	119389	258647	623691	1056261	0.100 10.0	0.500	1.00	2.50	5.00
Fluorene	ANT	Ave	2882	13814	30958	158631	265268	0.0100	0.0500	0.100	0.500	1.00

FORM VI
GC/MS SEMI VOA BY INTERNAL STANDARD - INITIAL CALIBRATION DATA
RESPONSE AND CONCENTRATION

Lab Name: Eurofins Lancaster Laboratories Envir Job No.: 410-110319-1 Analy Batch No.: 303206

SDG No.:

Instrument ID: HP23263 GC Column: DB-5MS 30m 0 ID: 0.25(mm) Heated Purge: (Y/N) N

Calibration Start Date: 10/05/2022 09:51 Calibration End Date: 10/05/2022 11:42 Calibration ID: 42802

ANALYTE	IS REF	CURVE TYPE	RESPONSE					CONCENTRATION (UG/ML)				
			LVL 1 LVL 6	LVL 2	LVL 3	LVL 4	LVL 5	LVL 1 LVL 6	LVL 2	LVL 3	LVL 4	LVL 5
			593083					2.50				
N-Nitrosodiphenylamine	PHN	Ave	1675 318914	7909	17562	90125	147657	0.0100 2.50	0.0500	0.100	0.500	1.00
Hexachlorobenzene	PHN	Ave	962 179864	4452	9438	48702	80608	0.0100 2.50	0.0500	0.100	0.500	1.00
Phenanthrene	PHN	Ave	4050 790541	19051	42953	212999	353784	0.0100 2.50	0.0500	0.100	0.500	1.00
Anthracene	PHN	Ave	3588 759233	17618	39213	200618	331891	0.0100 2.50	0.0500	0.100	0.500	1.00
Di-n-butyl phthalate	PHN	Ave	21965 2483543	143881	330240	803964	1439306	0.100 10.0	0.500	1.00	2.50	5.00
Fluoranthene	PHN	Ave	3611 725898	17710	41133	196535	332084	0.0100 2.50	0.0500	0.100	0.500	1.00
Pyrene	CRY	Ave	3593 776575	18082	41521	205280	347687	0.0100 2.50	0.0500	0.100	0.500	1.00
Butyl benzyl phthalate	CRY	Ave	6072 969340	41751	105730	277961	543769	0.100 10.0	0.500	1.00	2.50	5.00
Benzo[a]anthracene	CRY	Ave	2481 609645	12517	29879	150612	266294	0.0100 2.50	0.0500	0.100	0.500	1.00
Chrysene	CRY	Ave	2613 616626	13288	31297	153618	279408	0.0100 2.50	0.0500	0.100	0.500	1.00
Bis(2-ethylhexyl) phthalate	CRY	Ave	7059 1213024	48036	124912	324356	647173	0.100 10.0	0.500	1.00	2.50	5.00
Di-n-octyl phthalate	PRY	Ave	10075 1941888	71287	186250	524741	1009725	0.100 10.0	0.500	1.00	2.50	5.00
Benzo[b]fluoranthene	PRY	Ave	2190 601978	11413	26541	140472	247630	0.0100 2.50	0.0500	0.100	0.500	1.00
Benzo[k]fluoranthene	PRY	Ave	2541 603225	12604	29967	151833	274580	0.0100 2.50	0.0500	0.100	0.500	1.00
Benzo[e]pyrene	PRY	Ave	2189 567998	11321	26523	136408	241002	0.0100 2.50	0.0500	0.100	0.500	1.00
Benzo[a]pyrene	PRY	Ave	1892 546564	10027	23830	126183	231529	0.0100 2.50	0.0500	0.100	0.500	1.00
Perylene	PRY	Ave	2018 539954	10364	24237	128064	227968	0.0100 2.50	0.0500	0.100	0.500	1.00
Indeno[1,2,3-cd]pyrene	PRY	Ave	1586	7833	18397	100866	174393	0.0100	0.0500	0.100	0.500	1.00

FORM VI
GC/MS SEMI VOA BY INTERNAL STANDARD - INITIAL CALIBRATION DATA
RESPONSE AND CONCENTRATION

Lab Name: Eurofins Lancaster Laboratories Envir Job No.: 410-110319-1 Analy Batch No.: 303206

SDG No.:

Instrument ID: HP23263 GC Column: DB-5MS 30m 0 ID: 0.25(mm) Heated Purge: (Y/N) N

Calibration Start Date: 10/05/2022 09:51 Calibration End Date: 10/05/2022 11:42 Calibration ID: 42802

ANALYTE	IS REF	CURVE TYPE	RESPONSE					CONCENTRATION (UG/ML)				
			LVL 1 LVL 6	LVL 2	LVL 3	LVL 4	LVL 5	LVL 1 LVL 6	LVL 2	LVL 3	LVL 4	LVL 5
			447791					2.50				
Dibenz(a,h)anthracene	PRY	Ave	1540 486582	8224	20174	109343	191781	0.0100 2.50	0.0500	0.100	0.500	1.00
Benzo[g,h,i]perylene	PRY	Ave	1903 533611	9901	23513	123548	214033	0.0100 2.50	0.0500	0.100	0.500	1.00
1-Methylnaphthalene-d10 (Surr)	NPT	Ave	2389 484724	11119	24445	123769	209734	0.0100 2.50	0.0500	0.100	0.500	1.00
Fluoranthene-d10 (Surr)	PHN	Ave	2900 608379	15108	34121	164038	275185	0.0100 2.50	0.0500	0.100	0.500	1.00
Benzo(a)pyrene-d12 (Surr)	PRY	Ave	1367 410787	7624	17475	95139	170067	0.0100 2.50	0.0500	0.100	0.500	1.00

Curve Type Legend
Ave = Average ISTD

Eurofins Lancaster Laboratories Environment Testing, LLC
Target Compound Quantitation Report

Data File: \\chromfs\Lancaster\ChromData\HP23263\20221005-67959.b\NJ0021.D
Lims ID: ICIS L4
Client ID:
Sample Type: ICIS Calib Level: 4
Inject. Date: 05-Oct-2022 09:51:30 ALS Bottle#: 2 Worklist Smp#: 2
Injection Vol: 1.0 ul Dil. Factor: 1.0000
Sample Info: ICIS L4
Misc. Info.: 410-0067959-002
Operator ID: jmg00346 Instrument ID: HP23263
Sublist: chrom-8270_SIM_HP23263*sub3

Method: \\chromfs\Lancaster\ChromData\HP23263\20221005-67959.b\8270_SIM_HP23263.m
Limit Group: MSSV - 8270D_E SIM
Last Update: 05-Oct-2022 16:17:36 Calib Date: 05-Oct-2022 11:42:30
Integrator: Falcon ID Type: RT Order ID
Quant Method: Internal Standard Quant By: Initial Calibration
Last ICal File: \\chromfs\Lancaster\ChromData\HP23263\20221005-67959.b\NJ0026.D

Column 1 : DB-5MS 20m 0.25mm (0.25 mm) Det: MS SCAN
Process Host: CTX1660

First Level Reviewer: UJM0 Date: 05-Oct-2022 10:24:47

Compound	Sig	RT (min.)	Adj RT (min.)	Dlt RT (min.)	Q	Response	Cal Amt ug/ml	OnCol Amt ug/ml	Flags
1 1,4-Dioxane	88	1.832	1.832	0.000	93	44408	0.5000	0.5072	
2 N-Nitrosodimethylamine	74	2.130	2.130	0.000	92	53805	0.5000	0.5414	
3 Bis(2-chloroethyl)ether	93	4.368	4.368	0.000	86	97002	0.5000	0.5155	
* 4 1,4-Dichlorobenzene-d4	152	4.631	4.631	0.000	93	36901	0.2500	0.2500	
* 5 Naphthalene-d8	136	5.818	5.818	0.000	100	132746	0.2500	0.2500	
6 Naphthalene	128	5.843	5.843	0.000	99	267374	0.5000	0.4972	
7 Quinoline	129	6.155	6.155	0.000	96	173012	0.5000	0.5091	
8 2-Methylnaphthalene	142	6.485	6.485	0.000	96	170997	0.5000	0.4997	
$ 9 1-Methylnaphthalene-d10	152	6.545	6.545	0.000	99	123769	0.5000	0.5069	
10 1-Methylnaphthalene	142	6.586	6.586	0.000	97	154697	0.5000	0.5055	
11 Dimethyl phthalate	163	7.227	7.227	0.000	98	652901	2.50	2.56	
12 Acenaphthylene	152	7.347	7.347	0.000	98	233660	0.5000	0.5096	
* 13 Acenaphthene-d10	164	7.477	7.477	0.000	87	54857	0.2500	0.2500	
14 Acenaphthene	154	7.507	7.507	0.000	98	140739	0.5000	0.5107	
15 Dibenzofuran	168	7.673	7.673	0.000	100	213967	0.5000	0.5158	
16 Diethyl phthalate	149	7.889	7.889	0.000	99	623691	2.50	2.60	
17 Fluorene	166	7.997	7.997	0.000	98	158631	0.5000	0.5217	
18 N-Nitrosodiphenylamine	169	8.113	8.113	0.000	97	90125	0.5000	0.5119	
19 Hexachlorobenzene	284	8.514	8.514	0.000	96	48702	0.5000	0.4990	
* 20 Phenanthrene-d10	188	8.893	8.893	0.000	100	89839	0.2500	0.2500	
21 Phenanthrene	178	8.916	8.916	0.000	99	212999	0.5000	0.5004	
22 Anthracene	178	8.962	8.962	0.000	100	200618	0.5000	0.5088	
23 Di-n-butyl phthalate	149	9.454	9.454	0.000	100	803964	2.50	2.58	
$ 24 Fluoranthene-d10 (Surr)	212	10.024	10.024	0.000	100	164038	0.5000	0.5009	
25 Fluoranthene	202	10.043	10.043	0.000	98	196535	0.5000	0.4986	
26 Pyrene	202	10.263	10.263	0.000	97	205280	0.5000	0.5101	
27 Butyl benzyl phthalate	149	10.953	10.953	0.000	100	277961	2.50	2.71	
28 Benzo[a]anthracene	228	11.574	11.574	0.000	100	150612	0.5000	0.5133	
* 29 Chrysene-d12	240	11.582	11.582	0.000	73	53880	0.2500	0.2500	
30 Chrysene	228	11.613	11.613	0.000	100	153618	0.5000	0.5033	

Compound	Sig	RT (min.)	Adj RT (min.)	Dlt RT (min.)	Q	Response	Cal Amt ug/ml	OnCol Amt ug/ml	Flags
31 Bis(2-ethylhexyl) phthalate	149	11.651	11.651	0.000	100	324356	2.50	2.66	
32 Di-n-octyl phthalate	149	12.548	12.548	0.000	100	524741	2.50	2.77	
33 Benzo[b]fluoranthene	252	13.024	13.024	0.000	100	140472	0.5000	0.5106	
34 Benzo[k]fluoranthene	252	13.070	13.070	0.000	100	151833	0.5000	0.5020	
35 Benzo[e]pyrene	252	13.423	13.423	0.000	100	136408	0.5000	0.5056	
$ 36 Benzo(a)pyrene-d12 (Surr)	264	13.469	13.469	0.000	97	95139	0.5000	0.5197	
37 Benzo[a]pyrene	252	13.499	13.499	0.000	100	126183	0.5000	0.5119	
* 38 Perylene-d12	264	13.584	13.584	0.000	98	47679	0.2500	0.2500	
39 Perylene	252	13.622	13.622	0.000	99	128064	0.5000	0.5103	
40 Indeno[1,2,3-cd]pyrene	276	15.277	15.277	0.000	97	100866	0.5000	0.5154	
41 Dibenz(a,h)anthracene	278	15.334	15.334	0.000	98	109343	0.5000	0.5256	
42 Benzo[g,h,i]perylene	276	15.764	15.764	0.000	98	123548	0.5000	0.5130	

QC Flag Legend

Processing Flags

Reagents:

MSS_RVSIM_4_00024 Amount Added: 1.00 Units: mL

Report Date: 05-Oct-2022 16:17:37 Chrom Revision: 2.3 22-Sep-2022 21:23:26

Eurofins Lancaster Laboratories Environment Testing, LLC

Data File:	\\chromfs\Lancaster\ChromData\HP23263\20221005-67959.b\NJ0021.D				
Injection Date:	05-Oct-2022 09:51:30	Instrument ID:	HP23263	Operator ID:	jmg00346
Lims ID:	ICIS L4			Worklist Smp#:	2
Client ID:					
Injection Vol:	1.0 ul	Dil. Factor:	1.0000	ALS Bottle#:	2
Method:	8270_SIM_HP23263	Limit Group:	MSSV - 8270D_E SIM		

Column: DB-5MS 20m 0.25mm (0.25 mm)

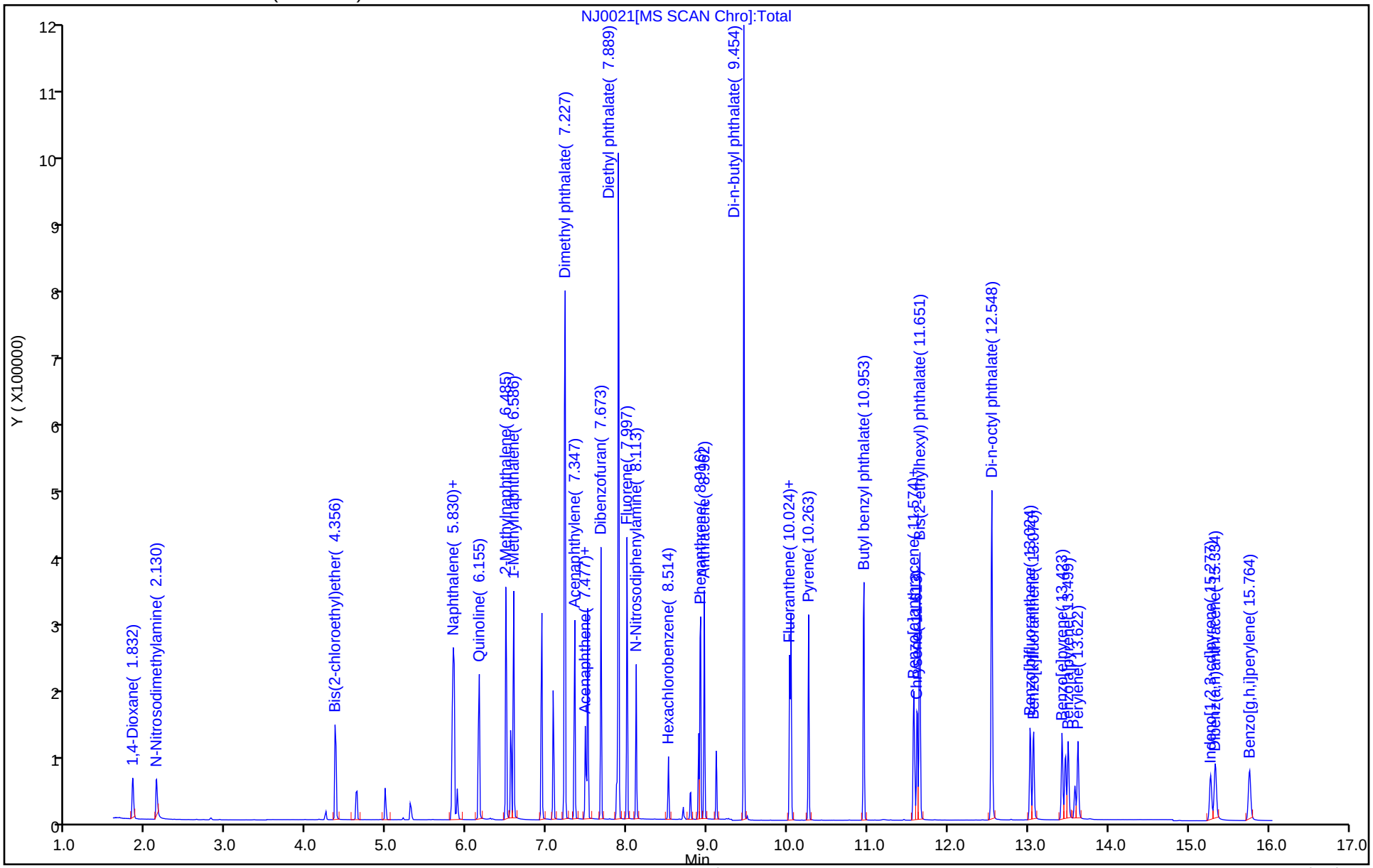

Resolution Report

Eurofins Lancaster Laboratories Environment Testing, LLC

Data File:	\\chromfs\Lancaster\ChromData\HP23263\20221005-67959.b\NJ0021.D				
Injection Date:	05-Oct-2022 09:51:30	Instrument ID:	HP23263		
Lims ID:	ICIS L4				
Client ID:					
Operator ID:	jmg00346	ALS Bottle#:	2	Worklist Smp#:	2
Injection Vol:	1.0 ul	Dil. Factor:	1.0000		
Method:	8270_SIM_HP23263	Limit Group:	MSSV - 8270D_E SIM		

33 Benzo[b]fluoranthene - 34 Benzo[k]fluoranthene

SW-846 Method

Version D: %R = (V / ((H1 + H2)/2)) * 100

V (Valley Height) = 16475
H1(33 Benzo[b]fluoranthen) = 106118
H2(34 Benzo[k]fluoranthen) = 101232

Version D: %R = 15.9 <= 50.0
Passed

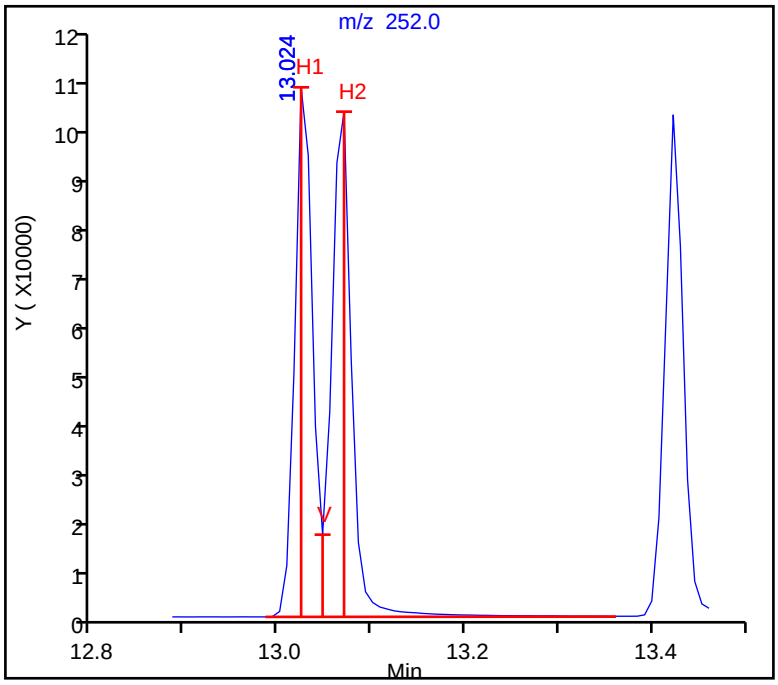

Eurofins Lancaster Laboratories Environment Testing, LLC
Target Compound Quantitation Report

Data File: \\chromfs\Lancaster\ChromData\HP23263\20221005-67959.b\NJ0022.D
Lims ID: IC L6
Client ID:
Sample Type: IC Calib Level: 6
Inject. Date: 05-Oct-2022 10:15:30 ALS Bottle#: 3 Worklist Smp#: 3
Injection Vol: 1.0 ul Dil. Factor: 1.0000
Sample Info: IC L6
Misc. Info.: 410-0067959-003
Operator ID: jmg00346 Instrument ID: HP23263
Sublist: chrom-8270_SIM_HP23263*sub3

Method: \\chromfs\Lancaster\ChromData\HP23263\20221005-67959.b\8270_SIM_HP23263.m
Limit Group: MSSV - 8270D_E SIM
Last Update: 05-Oct-2022 16:17:40 Calib Date: 05-Oct-2022 11:42:30
Integrator: Falcon ID Type: RT Order ID
Quant Method: Internal Standard Quant By: Initial Calibration
Last ICal File: \\chromfs\Lancaster\ChromData\HP23263\20221005-67959.b\NJ0026.D

Column 1 : DB-5MS 20m 0.25mm (0.25 mm) Det: MS SCAN
Process Host: CTX1660

First Level Reviewer: SJ89 Date: 05-Oct-2022 15:10:22

Compound	Sig	RT (min.)	Adj RT (min.)	Dlt RT (min.)	Q	Response	Cal Amt ug/ml	OnCol Amt ug/ml	Flags
1 1,4-Dioxane	88	1.832	1.832	0.000	93	178991	2.50	2.37	
2 N-Nitrosodimethylamine	74	2.126	2.130	-0.004	90	219180	2.50	2.55	
3 Bis(2-chloroethyl)ether	93	4.368	4.368	0.000	87	387544	2.50	2.37	
* 4 1,4-Dichlorobenzene-d4	152	4.631	4.631	0.000	95	31867	0.2500	0.2500	
* 5 Naphthalene-d8	136	5.818	5.818	0.000	100	115507	0.2500	0.2500	
6 Naphthalene	128	5.843	5.843	0.000	99	1056890	2.50	2.26	
7 Quinoline	129	6.155	6.155	0.000	96	680730	2.50	2.30	
8 2-Methylnaphthalene	142	6.488	6.485	0.003	100	663054	2.50	2.23	
$ 9 1-Methylnaphthalene-d10	152	6.548	6.545	0.003	100	484724	2.50	2.28	
10 1-Methylnaphthalene	142	6.588	6.586	0.002	94	576769	2.50	2.17	
11 Dimethyl phthalate	163	7.229	7.227	0.002	97	1936120	10.0	9.47	
12 Acenaphthylene	152	7.349	7.347	0.002	97	870553	2.50	2.37	
* 13 Acenaphthene-d10	164	7.480	7.477	0.003	92	44030	0.2500	0.2500	
14 Acenaphthene	154	7.510	7.507	0.003	96	537834	2.50	2.43	
15 Dibenzofuran	168	7.675	7.673	0.002	97	785301	2.50	2.36	
16 Diethyl phthalate	149	7.891	7.889	0.002	100	1834952	10.0	9.55	
17 Fluorene	166	8.000	7.997	0.003	99	593083	2.50	2.43	
18 N-Nitrosodiphenylamine	169	8.115	8.113	0.002	95	318914	2.50	2.29	
19 Hexachlorobenzene	284	8.517	8.514	0.003	92	179864	2.50	2.33	
* 20 Phenanthrene-d10	188	8.895	8.893	0.002	100	70948	0.2500	0.2500	
21 Phenanthrene	178	8.911	8.916	-0.005	100	790541	2.50	2.35	
22 Anthracene	178	8.965	8.962	0.003	100	759233	2.50	2.44	
23 Di-n-butyl phthalate	149	9.457	9.454	0.003	100	2483543	10.0	10.1	
$ 24 Fluoranthene-d10 (Surr)	212	10.027	10.024	0.003	99	608379	2.50	2.35	
25 Fluoranthene	202	10.046	10.043	0.003	97	725898	2.50	2.33	
26 Pyrene	202	10.265	10.263	0.002	96	776575	2.50	2.33	
27 Butyl benzyl phthalate	149	10.949	10.953	-0.004	100	969340	10.0	11.4	
28 Benzo[a]anthracene	228	11.571	11.574	-0.003	98	609645	2.50	2.51	
* 29 Chrysene-d12	240	11.586	11.582	0.004	47	44685	0.2500	0.2500	
30 Chrysene	228	11.617	11.613	0.004	100	616626	2.50	2.44	

Compound	Sig	RT (min.)	Adj RT (min.)	Dlt RT (min.)	Q	Response	Cal Amt ug/ml	OnCol Amt ug/ml	Flags
31 Bis(2-ethylhexyl) phthalate	149	11.647	11.651	-0.004	100	1213024	10.0	12.0	
32 Di-n-octyl phthalate	149	12.545	12.548	-0.003	100	1941888	10.0	10.9	
33 Benzo[b]fluoranthene	252	13.028	13.024	0.004	100	601978	2.50	2.32	
34 Benzo[k]fluoranthene	252	13.066	13.070	-0.004	100	603225	2.50	2.11	
35 Benzo[e]pyrene	252	13.427	13.423	0.004	100	567998	2.50	2.23	
$ 36 Benzo(a)pyrene-d12 (Surr)	264	13.465	13.469	-0.004	99	410787	2.50	2.38	
37 Benzo[a]pyrene	252	13.503	13.499	0.004	100	546564	2.50	2.35	
* 38 Perylene-d12	264	13.588	13.584	0.004	96	45015	0.2500	0.2500	
39 Perylene	252	13.626	13.622	0.004	100	539954	2.50	2.28	
40 Indeno[1,2,3-cd]pyrene	276	15.280	15.277	0.003	97	447791	2.50	2.42	
41 Dibenz(a,h)anthracene	278	15.337	15.334	0.003	98	486582	2.50	2.48	
42 Benzo[g,h,i]perylene	276	15.768	15.764	0.004	98	533611	2.50	2.35	

QC Flag Legend

Processing Flags

Reagents:

MSS_RVSIM_6_00015 Amount Added: 1.00 Units: mL

Report Date: 05-Oct-2022 16:17:40 Chrom Revision: 2.3 22-Sep-2022 21:23:26

Eurofins Lancaster Laboratories Environment Testing, LLC

Data File:	\\chromfs\Lancaster\ChromData\HP23263\20221005-67959.b\NJ0022.D				
Injection Date:	05-Oct-2022 10:15:30	Instrument ID:	HP23263	Operator ID:	jmg00346
Lims ID:	IC L6			Worklist Smp#:	3
Client ID:					
Injection Vol:	1.0 ul	Dil. Factor:	1.0000	ALS Bottle#:	3
Method:	8270_SIM_HP23263	Limit Group:	MSSV - 8270D_E SIM		

Column: DB-5MS 20m 0.25mm (0.25 mm)

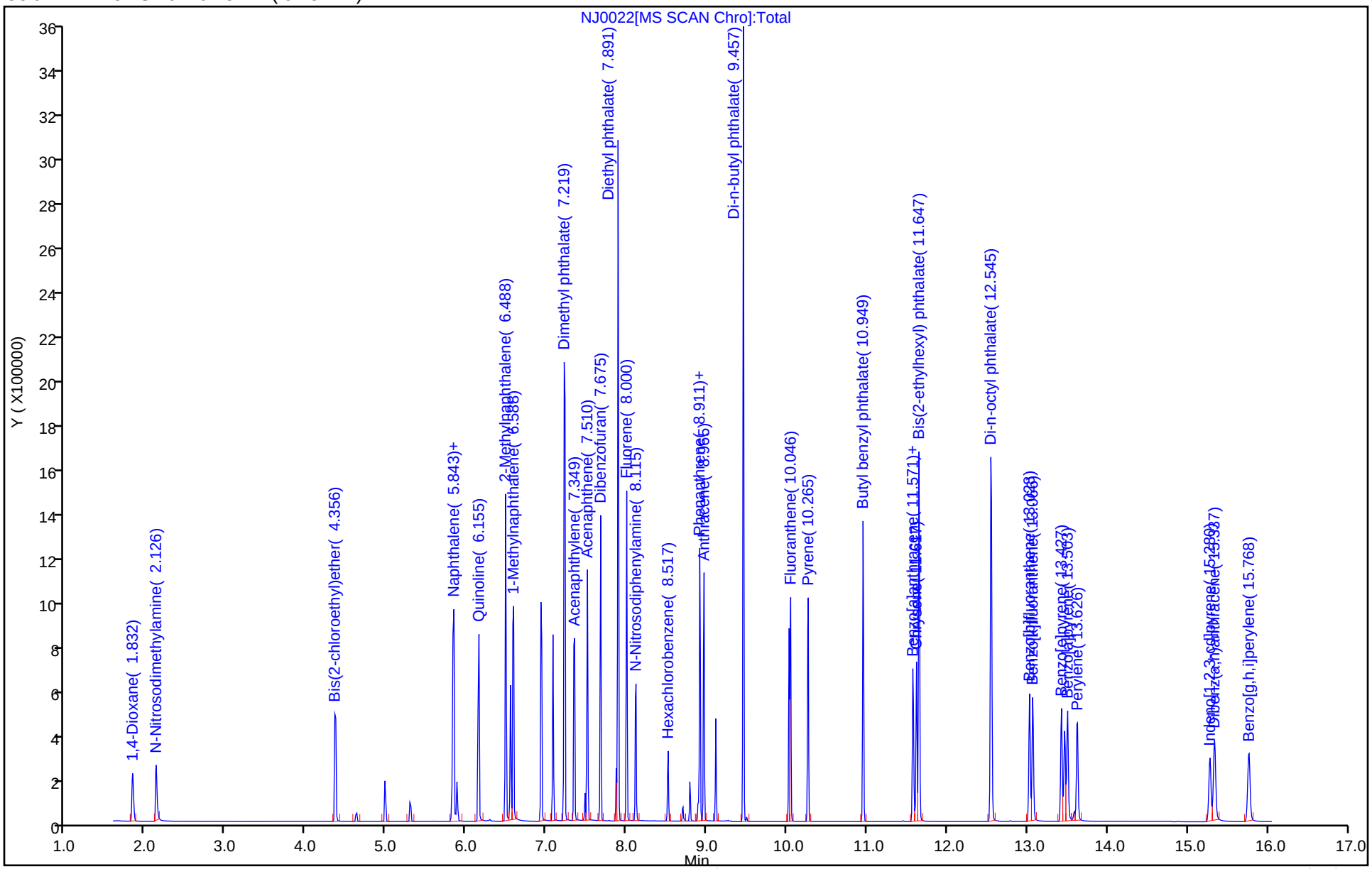

Eurofins Lancaster Laboratories Environment Testing, LLC
Target Compound Quantitation Report

Data File: \\chromfs\Lancaster\ChromData\HP23263\20221005-67959.b\NJ0023.D
Lims ID: IC L5
Client ID:
Sample Type: IC Calib Level: 5
Inject. Date: 05-Oct-2022 10:37:30 ALS Bottle#: 4 Worklist Smp#: 4
Injection Vol: 1.0 ul Dil. Factor: 1.0000
Sample Info: IC L5
Misc. Info.: 410-0067959-004
Operator ID: jmg00346 Instrument ID: HP23263
Sublist: chrom-8270_SIM_HP23263*sub3

Method: \\chromfs\Lancaster\ChromData\HP23263\20221005-67959.b\8270_SIM_HP23263.m
Limit Group: MSSV - 8270D_E SIM
Last Update: 05-Oct-2022 16:17:43 Calib Date: 05-Oct-2022 11:42:30
Integrator: Falcon ID Type: RT Order ID
Quant Method: Internal Standard Quant By: Initial Calibration
Last ICal File: \\chromfs\Lancaster\ChromData\HP23263\20221005-67959.b\NJ0026.D

Column 1 : DB-5MS 20m 0.25mm (0.25 mm) Det: MS SCAN
Process Host: CTX1660

First Level Reviewer: SJ89 Date: 05-Oct-2022 15:10:40

Compound	Sig	RT (min.)	Adj RT (min.)	Dlt RT (min.)	Q	Response	Cal Amt ug/ml	OnCol Amt ug/ml	Flags
1 1,4-Dioxane	88	1.837	1.832	0.005	95	74442	1.00	0.9553	
2 N-Nitrosodimethylamine	74	2.130	2.130	0.000	91	90768	1.00	1.03	
3 Bis(2-chloroethyl)ether	93	4.368	4.368	0.000	87	160942	1.00	0.9414	
* 4 1,4-Dichlorobenzene-d4	152	4.631	4.631	0.000	95	32844	0.2500	0.2500	
* 5 Naphthalene-d8	136	5.818	5.818	0.000	100	120604	0.2500	0.2500	
6 Naphthalene	128	5.843	5.843	0.000	99	458569	1.00	0.9386	
7 Quinoline	129	6.155	6.155	0.000	95	292485	1.00	0.9473	
8 2-Methylnaphthalene	142	6.488	6.485	0.003	100	293162	1.00	0.9429	
$ 9 1-Methylnaphthalene-d10	152	6.548	6.545	0.003	100	209734	1.00	0.9454	
10 1-Methylnaphthalene	142	6.578	6.586	-0.008	92	261376	1.00	0.9401	
11 Dimethyl phthalate	163	7.219	7.227	-0.008	99	1072961	5.00	4.60	
12 Acenaphthylene	152	7.349	7.347	0.002	97	395248	1.00	0.9407	
* 13 Acenaphthene-d10	164	7.480	7.477	0.003	92	50271	0.2500	0.2500	
14 Acenaphthene	154	7.510	7.507	0.003	95	235115	1.00	0.9310	
15 Dibenzofuran	168	7.675	7.673	0.002	96	351175	1.00	0.9237	
16 Diethyl phthalate	149	7.892	7.889	0.003	100	1056261	5.00	4.81	
17 Fluorene	166	8.000	7.997	0.003	100	265268	1.00	0.9520	
18 N-Nitrosodiphenylamine	169	8.115	8.113	0.002	94	147657	1.00	0.9450	
19 Hexachlorobenzene	284	8.517	8.514	0.003	91	80608	1.00	0.9306	
* 20 Phenanthrene-d10	188	8.888	8.893	-0.005	99	79726	0.2500	0.2500	
21 Phenanthrene	178	8.911	8.916	-0.005	100	353784	1.00	0.9365	
22 Anthracene	178	8.965	8.962	0.003	100	331891	1.00	0.9486	
23 Di-n-butyl phthalate	149	9.457	9.454	0.003	100	1439306	5.00	5.20	
$ 24 Fluoranthene-d10 (Surr)	212	10.027	10.024	0.003	98	275185	1.00	0.9468	
25 Fluoranthene	202	10.046	10.043	0.003	97	332084	1.00	0.9494	
26 Pyrene	202	10.265	10.263	0.002	96	347687	1.00	0.9100	
27 Butyl benzyl phthalate	149	10.949	10.953	-0.004	100	543769	5.00	5.58	
28 Benzo[a]anthracene	228	11.571	11.574	-0.003	99	266294	1.00	0.9560	
* 29 Chrysene-d12	240	11.586	11.582	0.004	92	51154	0.2500	0.2500	
30 Chrysene	228	11.617	11.613	0.004	100	279408	1.00	0.9642	

Compound	Sig	RT (min.)	Adj RT (min.)	Dlt RT (min.)	Q	Response	Cal Amt ug/ml	OnCol Amt ug/ml	Flags
31 Bis(2-ethylhexyl) phthalate	149	11.647	11.651	-0.004	100	647173	5.00	5.60	
32 Di-n-octyl phthalate	149	12.545	12.548	-0.003	100	1009725	5.00	5.58	
33 Benzo[b]fluoranthene	252	13.028	13.024	0.004	100	247630	1.00	0.9416	
34 Benzo[k]fluoranthene	252	13.066	13.070	-0.004	100	274580	1.00	0.9497	
35 Benzo[e]pyrene	252	13.427	13.423	0.004	100	241002	1.00	0.9345	
$ 36 Benzo(a)pyrene-d12 (Surr)	264	13.465	13.469	-0.004	98	170067	1.00	0.9719	
37 Benzo[a]pyrene	252	13.496	13.499	-0.003	100	231529	1.00	0.9825	
* 38 Perylene-d12	264	13.588	13.584	0.004	95	45579	0.2500	0.2500	
39 Perylene	252	13.618	13.622	-0.004	100	227968	1.00	0.9503	M
40 Indeno[1,2,3-cd]pyrene	276	15.273	15.277	-0.004	98	174393	1.00	0.9322	
41 Dibenz(a,h)anthracene	278	15.337	15.334	0.003	97	191781	1.00	0.9644	
42 Benzo[g,h,i]perylene	276	15.761	15.764	-0.003	99	214033	1.00	0.9297	

QC Flag Legend

Processing Flags

Review Flags

M - Manually Integrated

Reagents:

MSS_RVSIM_5_00018 Amount Added: 1.00 Units: mL

Report Date: 05-Oct-2022 16:17:44 Chrom Revision: 2.3 22-Sep-2022 21:23:26

Eurofins Lancaster Laboratories Environment Testing, LLC

Data File:	\\chromfs\Lancaster\ChromData\HP23263\20221005-67959.b\NJ0023.D				
Injection Date:	05-Oct-2022 10:37:30	Instrument ID:	HP23263	Operator ID:	jmg00346
Lims ID:	IC L5			Worklist Smp#:	4
Client ID:					
Injection Vol:	1.0 ul	Dil. Factor:	1.0000	ALS Bottle#:	4
Method:	8270_SIM_HP23263	Limit Group:	MSSV - 8270D_E SIM		

Column: DB-5MS 20m 0.25mm (0.25 mm)

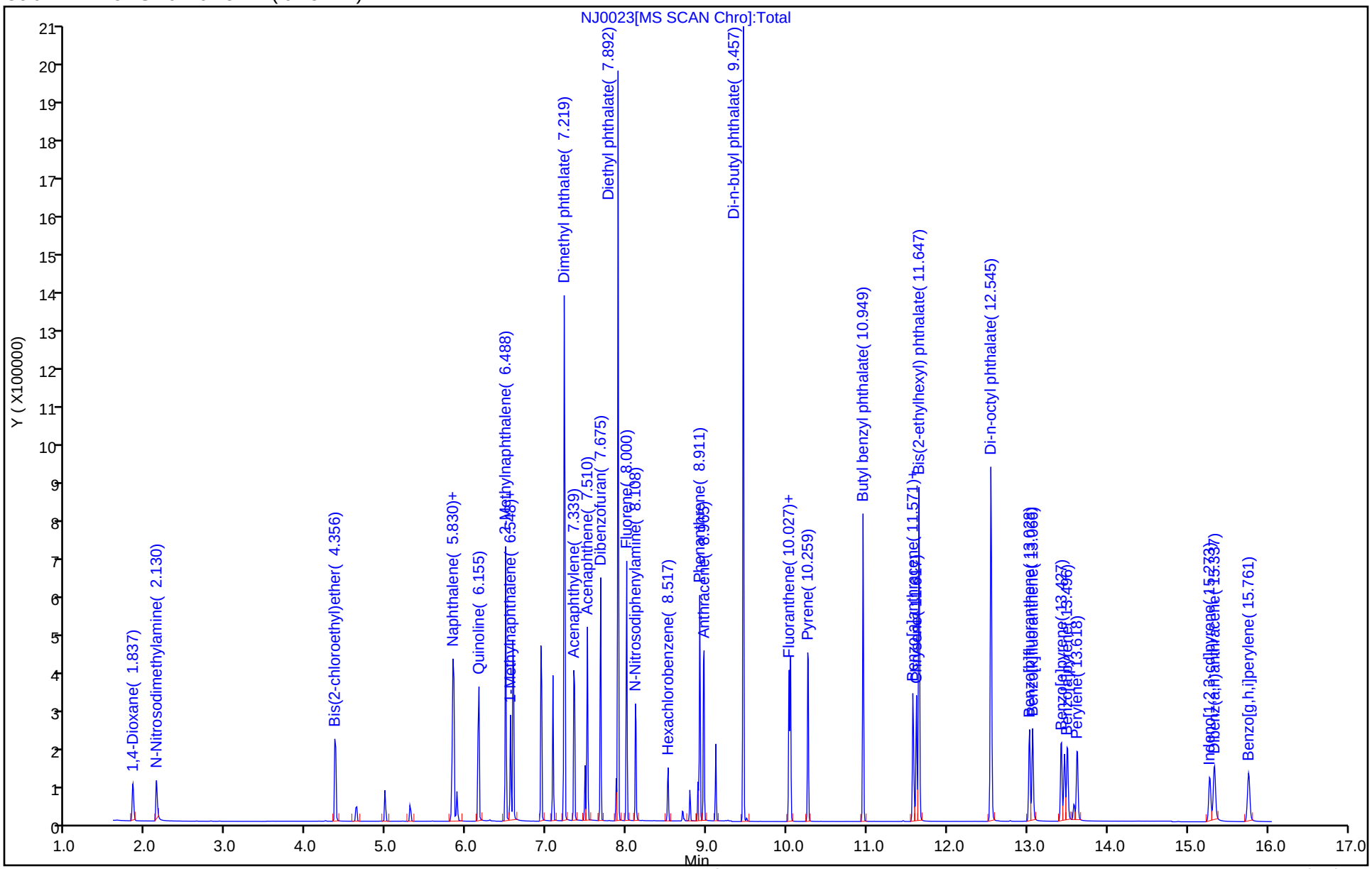

Manual Integration/User Assign Peak Report

Eurofins Lancaster Laboratories Environment Testing, LLC

Data File:	\\chromfs\Lancaster\ChromData\HP23263\20221005-67959.b\NJ0023.D				
Injection Date:	05-Oct-2022 10:37:30	Instrument ID:	HP23263		
Lims ID:	IC L5				
Client ID:					
Operator ID:	jmg00346	ALS Bottle#:	4	Worklist Smp#:	4
Injection Vol:	1.0 ul	Dil. Factor:	1.0000		
Method:	8270_SIM_HP23263	Limit Group:	MSSV - 8270D_E SIM		
Column:	DB-5MS 20m 0.25mm (0.25 mm)	Detector	MS SCAN		

39 Perylene, CAS: 198-55-0

Signal: 1

Processing Integration Results

RT: 13.62
Area: 231759
Amount: 0.963518
Amount Units: ug/ml

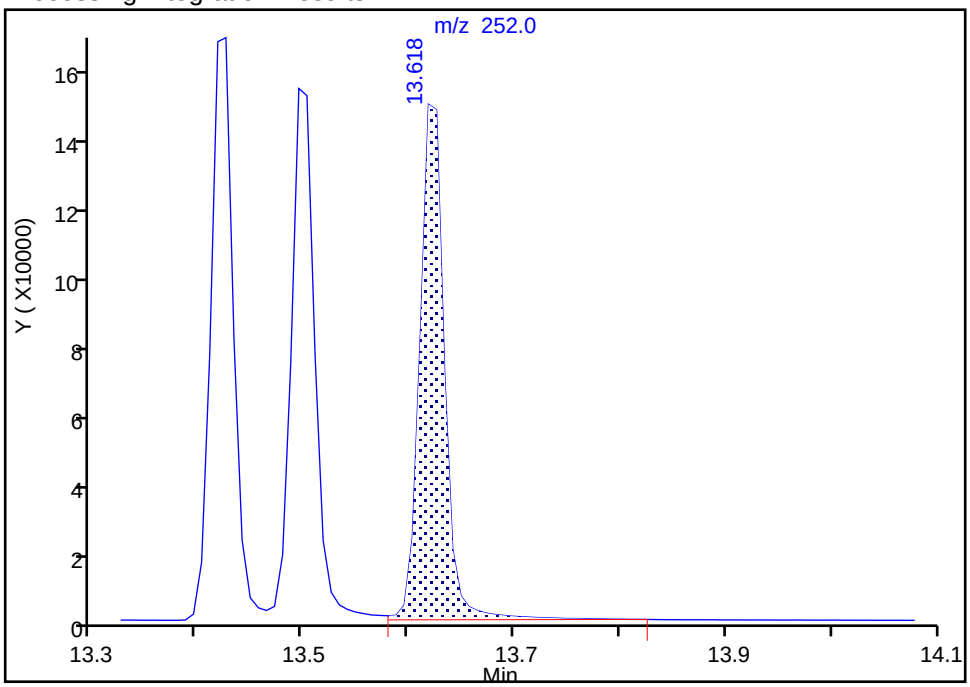

Manual Integration Results

RT: 13.62
Area: 227968
Amount: 0.950253
Amount Units: ug/ml

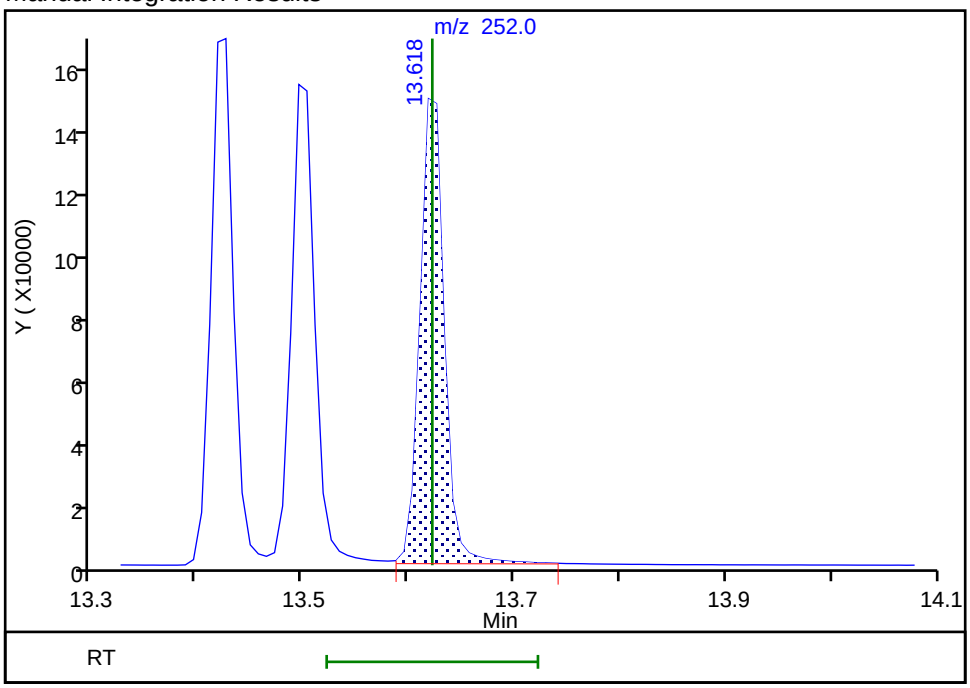

Reviewer: SJ89, 05-Oct-2022 16:11:28

Audit Action: Manually Integrated Audit Reason: Baseline

Eurofins Lancaster Laboratories Environment Testing, LLC
Target Compound Quantitation Report

Data File: \\chromfs\Lancaster\ChromData\HP23263\20221005-67959.b\NJ0024.D
Lims ID: IC L3
Client ID:
Sample Type: IC Calib Level: 3
Inject. Date: 05-Oct-2022 10:59:30 ALS Bottle#: 5 Worklist Smp#: 5
Injection Vol: 1.0 ul Dil. Factor: 1.0000
Sample Info: IC L3
Misc. Info.: 410-0067959-005
Operator ID: jmg00346 Instrument ID: HP23263
Sublist: chrom-8270_SIM_HP23263*sub3

Method: \\chromfs\Lancaster\ChromData\HP23263\20221005-67959.b\8270_SIM_HP23263.m
Limit Group: MSSV - 8270D_E SIM
Last Update: 05-Oct-2022 16:17:46 Calib Date: 05-Oct-2022 11:42:30
Integrator: Falcon ID Type: RT Order ID
Quant Method: Internal Standard Quant By: Initial Calibration
Last ICal File: \\chromfs\Lancaster\ChromData\HP23263\20221005-67959.b\NJ0026.D

Column 1 : DB-5MS 20m 0.25mm (0.25 mm) Det: MS SCAN
Process Host: CTX1660

First Level Reviewer: SJ89 Date: 05-Oct-2022 15:22:59

Compound	Sig	RT (min.)	Adj RT (min.)	Dlt RT (min.)	Q	Response	Cal Amt ug/ml	OnCol Amt ug/ml	Flags
1 1,4-Dioxane	88	1.837	1.832	0.005	94	9135	0.1000	0.1057	
2 N-Nitrosodimethylamine	74	2.139	2.130	0.009	89	9708	0.1000	0.0990	
3 Bis(2-chloroethyl)ether	93	4.368	4.368	0.000	88	18669	0.1000	0.1025	
* 4 1,4-Dichlorobenzene-d4	152	4.631	4.631	0.000	94	36410	0.2500	0.2500	
* 5 Naphthalene-d8	136	5.818	5.818	0.000	100	128509	0.2500	0.2500	
6 Naphthalene	128	5.843	5.843	0.000	99	53543	0.1000	0.1028	
7 Quinoline	129	6.155	6.155	0.000	96	34113	0.1000	0.1037	
8 2-Methylnaphthalene	142	6.488	6.485	0.003	98	34851	0.1000	0.1052	
$ 9 1-Methylnaphthalene-d10	152	6.548	6.545	0.003	100	24445	0.1000	0.1034	
10 1-Methylnaphthalene	142	6.578	6.586	-0.008	90	30829	0.1000	0.1041	
11 Dimethyl phthalate	163	7.219	7.227	-0.008	100	273177	1.00	1.06	
12 Acenaphthylene	152	7.339	7.347	-0.008	99	46807	0.1000	0.1011	
* 13 Acenaphthene-d10	164	7.479	7.477	0.002	94	55379	0.2500	0.2500	
14 Acenaphthene	154	7.509	7.507	0.002	94	27656	0.1000	0.0994	
15 Dibenzofuran	168	7.675	7.673	0.002	96	42489	0.1000	0.1015	
16 Diethyl phthalate	149	7.891	7.889	0.002	99	258647	1.00	1.07	
17 Fluorene	166	7.999	7.997	0.002	100	30958	0.1000	0.1009	
18 N-Nitrosodiphenylamine	169	8.108	8.113	-0.005	98	17562	0.1000	0.1008	
19 Hexachlorobenzene	284	8.517	8.514	0.003	90	9438	0.1000	0.0977	
* 20 Phenanthrene-d10	188	8.888	8.893	-0.005	99	88938	0.2500	0.2500	
21 Phenanthrene	178	8.911	8.916	-0.005	100	42953	0.1000	0.1019	
22 Anthracene	178	8.965	8.962	0.003	100	39213	0.1000	0.1005	
23 Di-n-butyl phthalate	149	9.456	9.454	0.002	100	330240	1.00	1.07	
$ 24 Fluoranthene-d10 (Surr)	212	10.027	10.024	0.003	97	34121	0.1000	0.1052	
25 Fluoranthene	202	10.046	10.043	0.003	97	41133	0.1000	0.1054	
26 Pyrene	202	10.265	10.263	0.002	95	41521	0.1000	0.0997	
27 Butyl benzyl phthalate	149	10.949	10.953	-0.004	100	105730	1.00	1.00	
28 Benzo[a]anthracene	228	11.571	11.574	-0.003	99	29879	0.1000	0.0984	
* 29 Chrysene-d12	240	11.586	11.582	0.004	84	55755	0.2500	0.2500	
30 Chrysene	228	11.617	11.613	0.004	100	31297	0.1000	0.0991	

Compound	Sig	RT (min.)	Adj RT (min.)	Dlt RT (min.)	Q	Response	Cal Amt ug/ml	OnCol Amt ug/ml	Flags
31 Bis(2-ethylhexyl) phthalate	149	11.647	11.651	-0.004	99	124912	1.00	0.99	
32 Di-n-octyl phthalate	149	12.545	12.548	-0.003	100	186250	1.00	1.05	
33 Benzo[b]fluoranthene	252	13.028	13.024	0.004	100	26541	0.1000	0.1029	
34 Benzo[k]fluoranthene	252	13.066	13.070	-0.004	100	29967	0.1000	0.1057	
35 Benzo[e]pyrene	252	13.427	13.423	0.004	100	26523	0.1000	0.1048	
$ 36 Benzo(a)pyrene-d12 (Surr)	264	13.465	13.469	-0.004	97	17475	0.1000	0.1018	
37 Benzo[a]pyrene	252	13.496	13.499	-0.003	100	23830	0.1000	0.1031	
* 38 Perylene-d12	264	13.580	13.584	-0.004	98	44708	0.2500	0.2500	
39 Perylene	252	13.618	13.622	-0.004	100	24237	0.1000	0.1030	M
40 Indeno[1,2,3-cd]pyrene	276	15.273	15.277	-0.004	97	18397	0.1000	0.1003	
41 Dibenz(a,h)anthracene	278	15.330	15.334	-0.004	98	20174	0.1000	0.1034	
42 Benzo[g,h,i]perylene	276	15.761	15.764	-0.003	98	23513	0.1000	0.1041	

QC Flag Legend

Processing Flags

Review Flags

M - Manually Integrated

Reagents:

MSS_RVSIM_3_00017 Amount Added: 1.00 Units: mL

Report Date: 05-Oct-2022 16:17:47 Chrom Revision: 2.3 22-Sep-2022 21:23:26

Eurofins Lancaster Laboratories Environment Testing, LLC

Data File:	\\chromfs\Lancaster\ChromData\HP23263\20221005-67959.b\NJ0024.D				
Injection Date:	05-Oct-2022 10:59:30	Instrument ID:	HP23263	Operator ID:	jmg00346
Lims ID:	IC L3			Worklist Smp#:	5
Client ID:					
Injection Vol:	1.0 ul	Dil. Factor:	1.0000	ALS Bottle#:	5
Method:	8270_SIM_HP23263	Limit Group:	MSSV - 8270D_E SIM		

Column: DB-5MS 20m 0.25mm (0.25 mm)

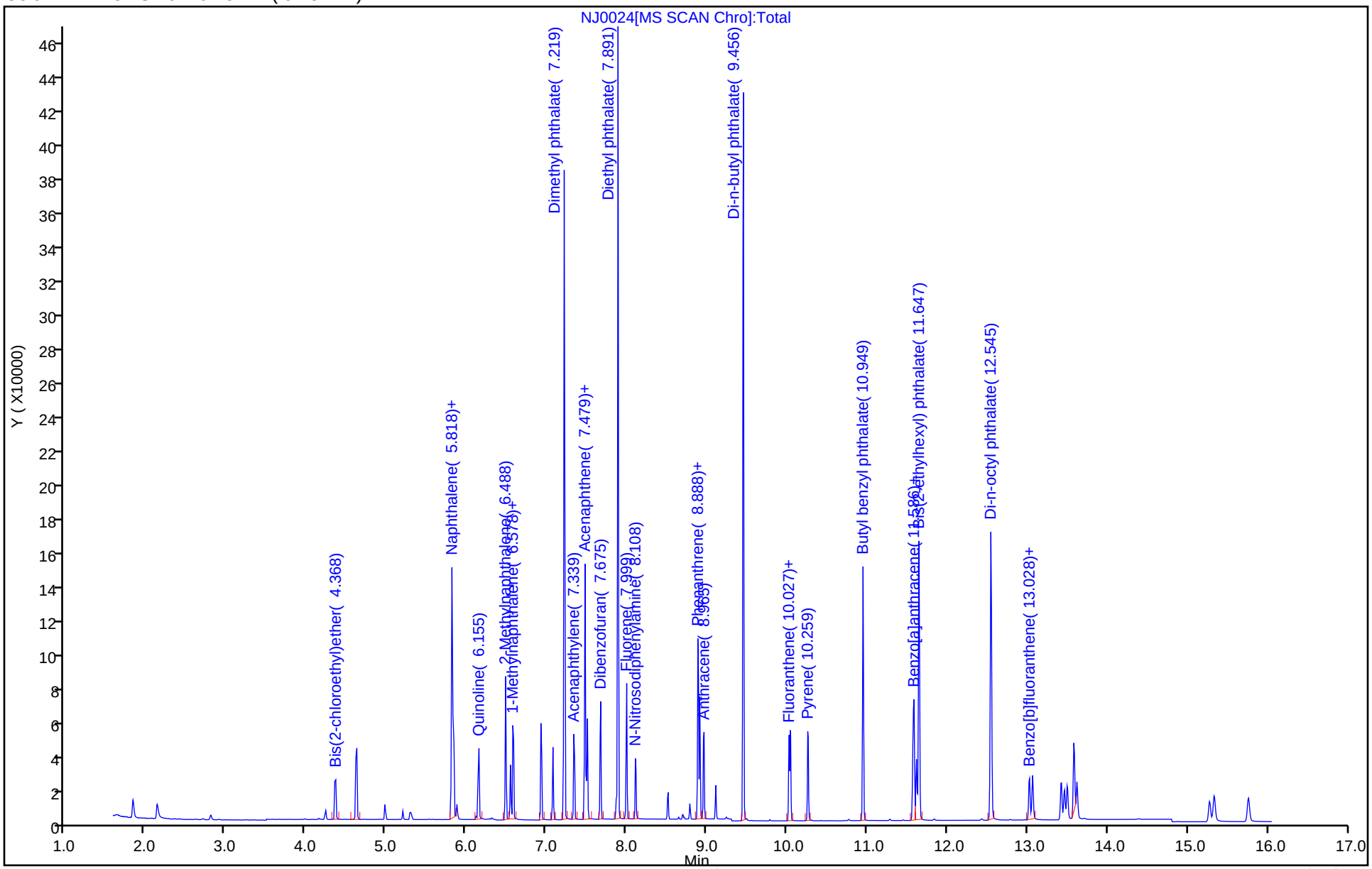

Manual Integration/User Assign Peak Report

Eurofins Lancaster Laboratories Environment Testing, LLC

Data File:	\\chromfs\Lancaster\ChromData\HP23263\20221005-67959.b\NJ0024.D				
Injection Date:	05-Oct-2022 10:59:30	Instrument ID:	HP23263		
Lims ID:	IC L3				
Client ID:					
Operator ID:	jmg00346	ALS Bottle#:	5	Worklist Smp#:	5
Injection Vol:	1.0 ul	Dil. Factor:	1.0000		
Method:	8270_SIM_HP23263	Limit Group:	MSSV - 8270D_E SIM		
Column:	DB-5MS 20m 0.25mm (0.25 mm)	Detector	MS SCAN		

39 Perylene, CAS: 198-55-0

Signal: 1

Processing Integration Results

RT: 13.62
Area: 24365
Amount: 0.103176
Amount Units: ug/ml

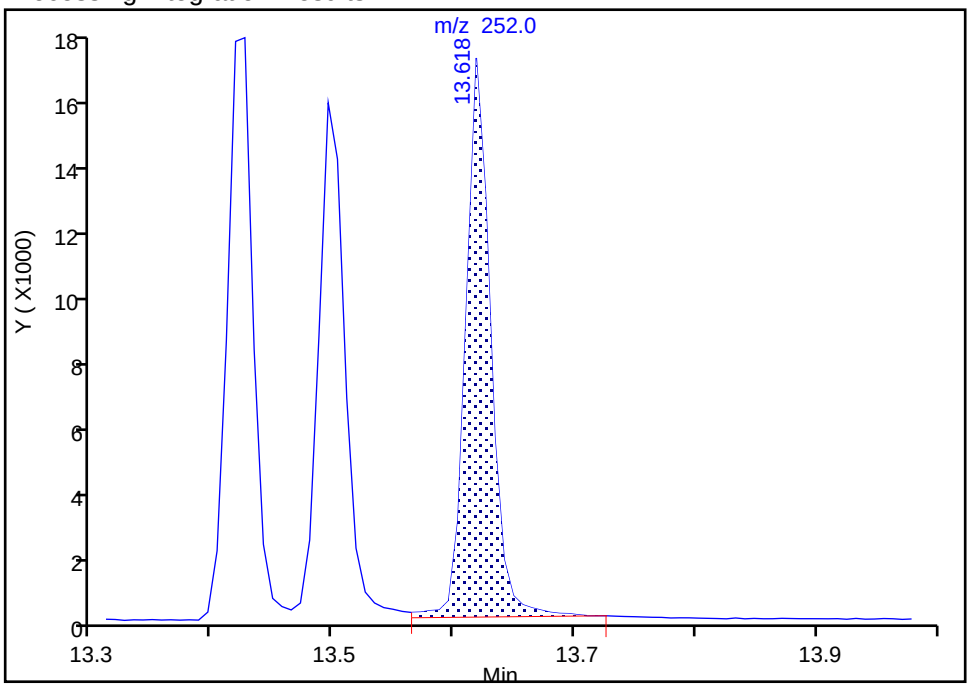

Manual Integration Results

RT: 13.62
Area: 24237
Amount: 0.102997
Amount Units: ug/ml

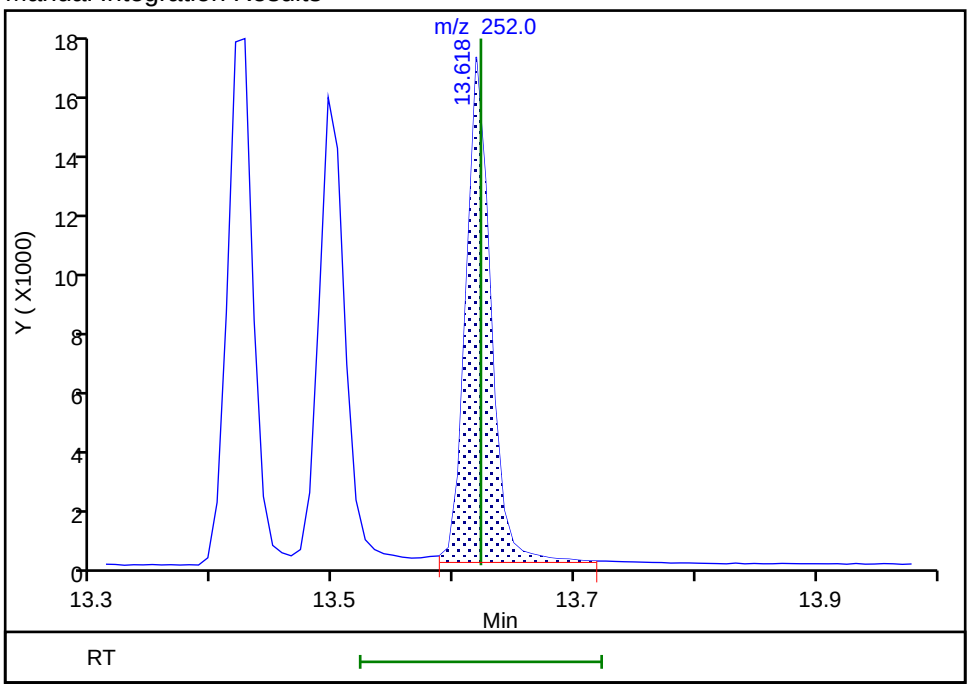

Reviewer: SJ89, 05-Oct-2022 16:11:03

Audit Action: Manually Integrated Audit Reason: Baseline

Eurofins Lancaster Laboratories Environment Testing, LLC
Target Compound Quantitation Report

Data File: \\chromfs\Lancaster\ChromData\HP23263\20221005-67959.b\NJ0025.D
Lims ID: IC L2
Client ID:
Sample Type: IC Calib Level: 2
Inject. Date: 05-Oct-2022 11:20:30 ALS Bottle#: 6 Worklist Smp#: 6
Injection Vol: 1.0 ul Dil. Factor: 1.0000
Sample Info: IC L2
Misc. Info.: 410-0067959-006
Operator ID: jmg00346 Instrument ID: HP23263
Sublist: chrom-8270_SIM_HP23263*sub3

Method: \\chromfs\Lancaster\ChromData\HP23263\20221005-67959.b\8270_SIM_HP23263.m
Limit Group: MSSV - 8270D_E SIM
Last Update: 05-Oct-2022 16:17:49 Calib Date: 05-Oct-2022 11:42:30
Integrator: Falcon ID Type: RT Order ID
Quant Method: Internal Standard Quant By: Initial Calibration
Last ICal File: \\chromfs\Lancaster\ChromData\HP23263\20221005-67959.b\NJ0026.D

Column 1 : DB-5MS 20m 0.25mm (0.25 mm) Det: MS SCAN
Process Host: CTX1660

First Level Reviewer: SJ89 Date: 05-Oct-2022 15:43:15

Compound	Sig	RT (min.)	Adj RT (min.)	Dlt RT (min.)	Q	Response	Cal Amt ug/ml	OnCol Amt ug/ml	Flags
1 1,4-Dioxane	88	1.845	1.832	0.013	98	4102	0.0500	0.0513	
2 N-Nitrosodimethylamine	74	2.148	2.130	0.018	90	4245	0.0500	0.0468	
3 Bis(2-chloroethyl)ether	93	4.368	4.368	0.000	88	8422	0.0500	0.0489	
* 4 1,4-Dichlorobenzene-d4	152	4.631	4.631	-0.001	94	33712	0.2500	0.2500	
* 5 Naphthalene-d8	136	5.818	5.818	0.000	100	121595	0.2500	0.2500	
6 Naphthalene	128	5.843	5.843	0.000	99	25291	0.0500	0.0513	
7 Quinoline	129	6.155	6.155	0.000	96	15556	0.0500	0.0500	
8 2-Methylnaphthalene	142	6.488	6.485	0.003	97	16133	0.0500	0.0515	
$ 9 1-Methylnaphthalene-d10	152	6.548	6.545	0.003	100	11119	0.0500	0.0497	
10 1-Methylnaphthalene	142	6.588	6.586	0.002	96	14526	0.0500	0.0518	
11 Dimethyl phthalate	163	7.219	7.227	-0.008	100	129781	0.5000	0.5596	
12 Acenaphthylene	152	7.349	7.347	0.002	97	21258	0.0500	0.0509	
* 13 Acenaphthene-d10	164	7.479	7.477	0.002	93	49963	0.2500	0.2500	
14 Acenaphthene	154	7.509	7.507	0.002	94	12683	0.0500	0.0505	
15 Dibenzofuran	168	7.675	7.673	0.002	96	19511	0.0500	0.0516	
16 Diethyl phthalate	149	7.891	7.889	0.002	100	119389	0.5000	0.5474	
17 Fluorene	166	7.999	7.997	0.002	99	13814	0.0500	0.0499	
18 N-Nitrosodiphenylamine	169	8.107	8.113	-0.006	98	7909	0.0500	0.0507	
19 Hexachlorobenzene	284	8.517	8.514	0.003	90	4452	0.0500	0.0515	
* 20 Phenanthrene-d10	188	8.887	8.893	-0.006	99	79622	0.2500	0.2500	
21 Phenanthrene	178	8.911	8.916	-0.005	100	19051	0.0500	0.0505	
22 Anthracene	178	8.965	8.962	0.003	100	17618	0.0500	0.0504	
23 Di-n-butyl phthalate	149	9.456	9.454	0.002	100	143881	0.5000	0.5206	
$ 24 Fluoranthene-d10 (Surr)	212	10.027	10.024	0.003	97	15108	0.0500	0.0520	
25 Fluoranthene	202	10.046	10.043	0.003	97	17710	0.0500	0.0507	
26 Pyrene	202	10.265	10.263	0.002	96	18082	0.0500	0.0510	
27 Butyl benzyl phthalate	149	10.949	10.953	-0.004	100	41751	0.5000	0.4616	
28 Benzo[a]anthracene	228	11.570	11.574	-0.004	95	12517	0.0500	0.0484	
* 29 Chrysene-d12	240	11.586	11.582	0.004	83	47483	0.2500	0.2500	
30 Chrysene	228	11.616	11.613	0.003	100	13288	0.0500	0.0494	

Compound	Sig	RT (min.)	Adj RT (min.)	Dlt RT (min.)	Q	Response	Cal Amt ug/ml	OnCol Amt ug/ml	Flags
31 Bis(2-ethylhexyl) phthalate	149	11.647	11.651	-0.004	99	48036	0.5000	0.4475	
32 Di-n-octyl phthalate	149	12.544	12.548	-0.004	100	71287	0.5000	0.4637	
33 Benzo[b]fluoranthene	252	13.028	13.024	0.004	100	11413	0.0500	0.0511	
34 Benzo[k]fluoranthene	252	13.066	13.070	-0.004	100	12604	0.0500	0.0513	
35 Benzo[e]pyrene	252	13.419	13.423	-0.004	100	11321	0.0500	0.0516	
$ 36 Benzo(a)pyrene-d12 (Surr)	264	13.465	13.469	-0.004	97	7624	0.0500	0.0513	
37 Benzo[a]pyrene	252	13.496	13.499	-0.003	100	10027	0.0500	0.0501	
* 38 Perylene-d12	264	13.580	13.584	-0.004	99	38743	0.2500	0.2500	
39 Perylene	252	13.618	13.622	-0.004	100	10364	0.0500	0.0508	M
40 Indeno[1,2,3-cd]pyrene	276	15.273	15.277	-0.004	97	7833	0.0500	0.0493	
41 Dibenz(a,h)anthracene	278	15.337	15.334	0.003	97	8224	0.0500	0.0487	
42 Benzo[g,h,i]perylene	276	15.761	15.764	-0.003	98	9901	0.0500	0.0506	

QC Flag Legend

Processing Flags

Review Flags

M - Manually Integrated

Reagents:

MSS_RVSIM_2_00018 Amount Added: 1.00 Units: mL

Report Date: 05-Oct-2022 16:17:50 Chrom Revision: 2.3 22-Sep-2022 21:23:26

Eurofins Lancaster Laboratories Environment Testing, LLC

Data File:	\\chromfs\Lancaster\ChromData\HP23263\20221005-67959.b\NJ0025.D				
Injection Date:	05-Oct-2022 11:20:30	Instrument ID:	HP23263	Operator ID:	jmg00346
Lims ID:	IC L2			Worklist Smp#:	6
Client ID:					
Injection Vol:	1.0 ul	Dil. Factor:	1.0000	ALS Bottle#:	6
Method:	8270_SIM_HP23263	Limit Group:	MSSV - 8270D_E SIM		

Column: DB-5MS 20m 0.25mm (0.25 mm)

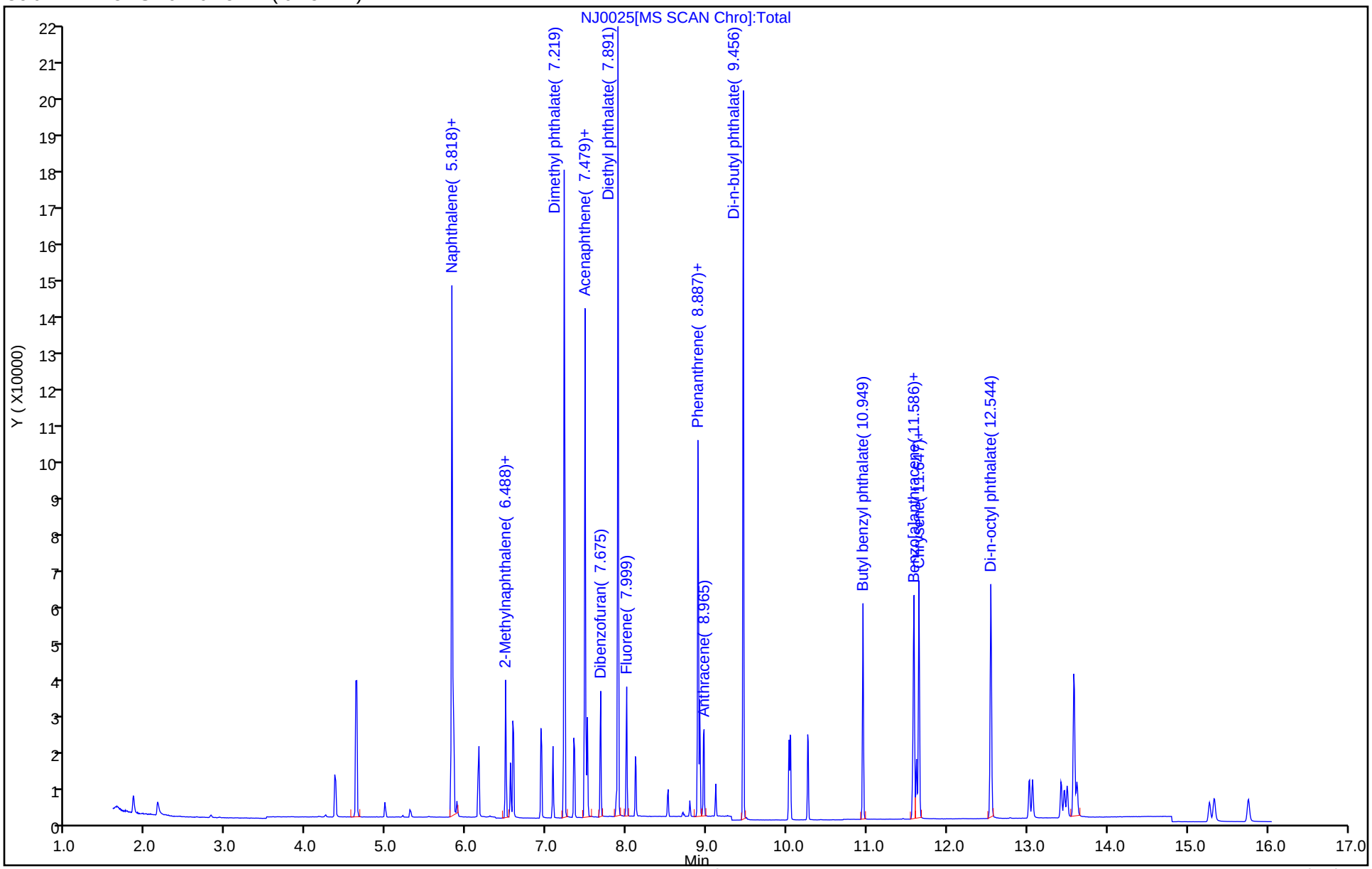

Manual Integration/User Assign Peak Report

Eurofins Lancaster Laboratories Environment Testing, LLC

Data File:	\\chromfs\Lancaster\ChromData\HP23263\20221005-67959.b\NJ0025.D				
Injection Date:	05-Oct-2022 11:20:30	Instrument ID:	HP23263		
Lims ID:	IC L2				
Client ID:					
Operator ID:	jmg00346	ALS Bottle#:	6	Worklist Smp#:	6
Injection Vol:	1.0 ul	Dil. Factor:	1.0000		
Method:	8270_SIM_HP23263	Limit Group:	MSSV - 8270D_E SIM		
Column:	DB-5MS 20m 0.25mm (0.25 mm)	Detector	MS SCAN		

39 Perylene, CAS: 198-55-0

Signal: 1

Processing Integration Results

RT: 13.62
Area: 10319
Amount: 0.050461
Amount Units: ug/ml

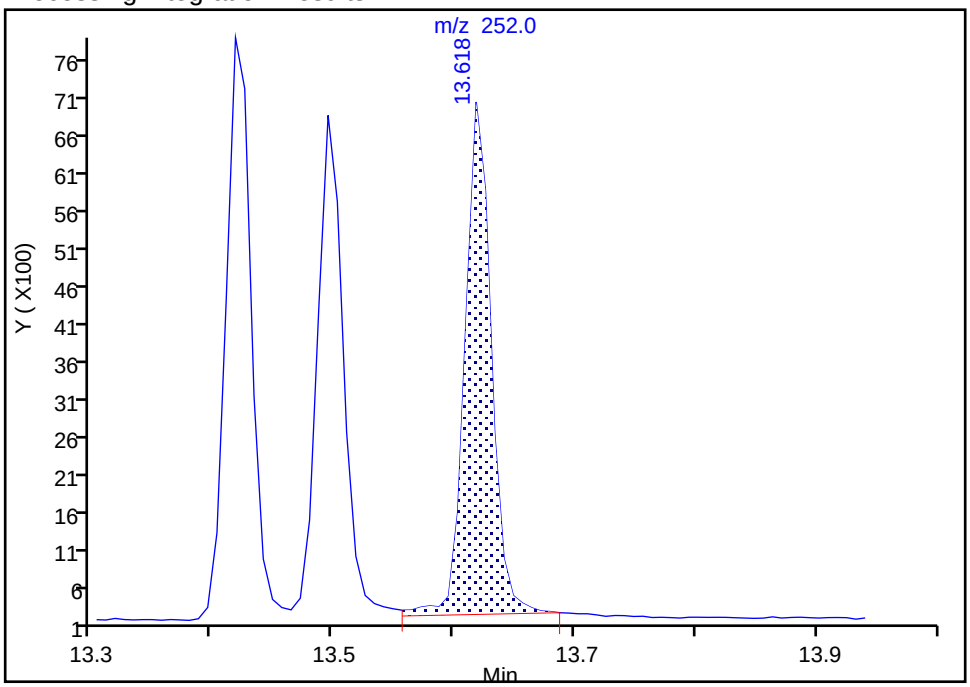

Manual Integration Results

RT: 13.62
Area: 10364
Amount: 0.050823
Amount Units: ug/ml

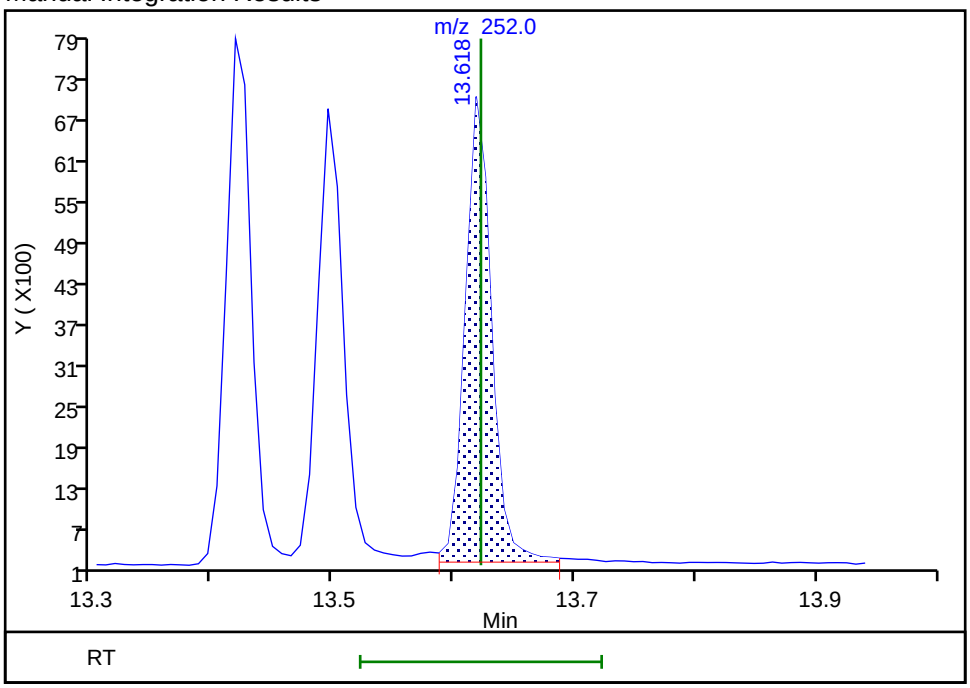

Reviewer: SJ89, 05-Oct-2022 16:10:40
Audit Action: Manually Integrated Audit Reason: Baseline

Eurofins Lancaster Laboratories Environment Testing, LLC
Target Compound Quantitation Report

Data File: \\chromfs\Lancaster\ChromData\HP23263\20221005-67959.b\NJ0026.D
Lims ID: IC L1
Client ID:
Sample Type: IC Calib Level: 1
Inject. Date: 05-Oct-2022 11:42:30 ALS Bottle#: 7 Worklist Smp#: 7
Injection Vol: 1.0 ul Dil. Factor: 1.0000
Sample Info: IC L1
Misc. Info.: 410-0067959-007
Operator ID: jmg00346 Instrument ID: HP23263
Sublist: chrom-8270_SIM_HP23263*sub3

Method: \\chromfs\Lancaster\ChromData\HP23263\20221005-67959.b\8270_SIM_HP23263.m
Limit Group: MSSV - 8270D_E SIM
Last Update: 05-Oct-2022 16:17:53 Calib Date: 05-Oct-2022 11:42:30
Integrator: Falcon ID Type: RT Order ID
Quant Method: Internal Standard Quant By: Initial Calibration
Last ICal File: \\chromfs\Lancaster\ChromData\HP23263\20221005-67959.b\NJ0026.D

Column 1 : DB-5MS 20m 0.25mm (0.25 mm) Det: MS SCAN
Process Host: CTX1660

First Level Reviewer: SJ89 Date: 05-Oct-2022 15:55:06

Compound	Sig	RT (min.)	Adj RT (min.)	Dlt RT (min.)	Q	Response	Cal Amt ug/ml	OnCol Amt ug/ml	Flags
1 1,4-Dioxane	88	1.858	1.858	0.000	92	1195	0.0100	0.0152	
2 N-Nitrosodimethylamine	74	2.161	2.161	0.000	86	844	0.0100	0.009444	
3 Bis(2-chloroethyl)ether	93	4.368	4.368	0.000	88	1806	0.0100	0.0108	
* 4 1,4-Dichlorobenzene-d4	152	4.631	4.631	0.000	94	33184	0.2500	0.2500	
* 5 Naphthalene-d8	136	5.818	5.818	0.000	100	118089	0.2500	0.2500	
6 Naphthalene	128	5.830	5.830	0.000	41	5302	0.0100	0.0111	
7 Quinoline	129	6.155	6.155	0.000	96	3258	0.0100	0.0108	
8 2-Methylnaphthalene	142	6.488	6.488	0.000	98	3306	0.0100	0.0109	
$ 9 1-Methylnaphthalene-d10	152	6.548	6.548	0.000	100	2389	0.0100	0.0110	
10 1-Methylnaphthalene	142	6.578	6.578	0.000	91	3010	0.0100	0.0111	
11 Dimethyl phthalate	163	7.219	7.219	0.000	100	21756	0.1000	0.0925	
12 Acenaphthylene	152	7.339	7.339	0.000	99	4506	0.0100	0.0106	
* 13 Acenaphthene-d10	164	7.479	7.479	0.000	93	50650	0.2500	0.2500	
14 Acenaphthene	154	7.509	7.509	0.000	69	2723	0.0100	0.0107	
15 Dibenzofuran	168	7.675	7.675	0.000	96	4037	0.0100	0.0105	
16 Diethyl phthalate	149	7.891	7.891	0.000	100	19377	0.1000	0.0876	
17 Fluorene	166	7.999	7.999	0.000	99	2882	0.0100	0.0103	
18 N-Nitrosodiphenylamine	169	8.108	8.108	0.000	99	1675	0.0100	0.0109	
19 Hexachlorobenzene	284	8.517	8.517	0.000	86	962	0.0100	0.0113	
* 20 Phenanthrene-d10	188	8.888	8.888	0.000	99	78207	0.2500	0.2500	
21 Phenanthrene	178	8.911	8.911	0.000	100	4050	0.0100	0.0109	
22 Anthracene	178	8.957	8.957	0.000	99	3588	0.0100	0.0105	
23 Di-n-butyl phthalate	149	9.450	9.450	0.000	100	21965	0.1000	0.0809	
$ 24 Fluoranthene-d10 (Surr)	212	10.027	10.027	0.000	97	2900	0.0100	0.0102	
25 Fluoranthene	202	10.046	10.046	0.000	97	3611	0.0100	0.0105	
26 Pyrene	202	10.265	10.265	0.000	95	3593	0.0100	0.0112	
27 Butyl benzyl phthalate	149	10.949	10.949	0.000	100	6072	0.1000	0.0743	
28 Benzo[a]anthracene	228	11.571	11.571	0.000	69	2481	0.0100	0.0106	
* 29 Chrysene-d12	240	11.586	11.586	0.000	82	42873	0.2500	0.2500	
30 Chrysene	228	11.617	11.617	0.000	100	2613	0.0100	0.0108	

Compound	Sig	RT (min.)	Adj RT (min.)	Dlt RT (min.)	Q	Response	Cal Amt ug/ml	OnCol Amt ug/ml	Flags
31 Bis(2-ethylhexyl) phthalate	149	11.647	11.647	0.000	99	7059	0.1000	0.0728	
32 Di-n-octyl phthalate	149	12.545	12.545	0.000	100	10075	0.1000	0.0709	
33 Benzo[b]fluoranthene	252	13.028	13.028	0.000	100	2190	0.0100	0.0106	
34 Benzo[k]fluoranthene	252	13.066	13.066	0.000	100	2541	0.0100	0.0112	
35 Benzo[e]pyrene	252	13.419	13.419	0.000	100	2189	0.0100	0.0108	
$ 36 Benzo(a)pyrene-d12 (Surr)	264	13.465	13.465	0.000	97	1367	0.0100	0.0099	
37 Benzo[a]pyrene	252	13.496	13.496	0.000	99	1892	0.0100	0.0102	
* 38 Perylene-d12	264	13.588	13.588	0.000	95	35794	0.2500	0.2500	
39 Perylene	252	13.618	13.618	0.000	100	2018	0.0100	0.0107	M
40 Indeno[1,2,3-cd]pyrene	276	15.273	15.273	0.000	98	1586	0.0100	0.0108	M
41 Dibenz(a,h)anthracene	278	15.337	15.337	0.000	98	1540	0.0100	0.009861	
42 Benzo[g,h,i]perylene	276	15.761	15.761	0.000	98	1903	0.0100	0.0105	

QC Flag Legend

Processing Flags

Review Flags

M - Manually Integrated

Reagents:

MSS_RVSIM_1_00018 Amount Added: 1.00 Units: mL

Report Date: 05-Oct-2022 16:17:53 Chrom Revision: 2.3 22-Sep-2022 21:23:26

Eurofins Lancaster Laboratories Environment Testing, LLC

Data File:	\\chromfs\Lancaster\ChromData\HP23263\20221005-67959.b\NJ0026.D				
Injection Date:	05-Oct-2022 11:42:30	Instrument ID:	HP23263	Operator ID:	jmg00346
Lims ID:	IC L1			Worklist Smp#:	7
Client ID:					
Injection Vol:	1.0 ul	Dil. Factor:	1.0000	ALS Bottle#:	7
Method:	8270_SIM_HP23263	Limit Group:	MSSV - 8270D_E SIM		

Column: DB-5MS 20m 0.25mm (0.25 mm)

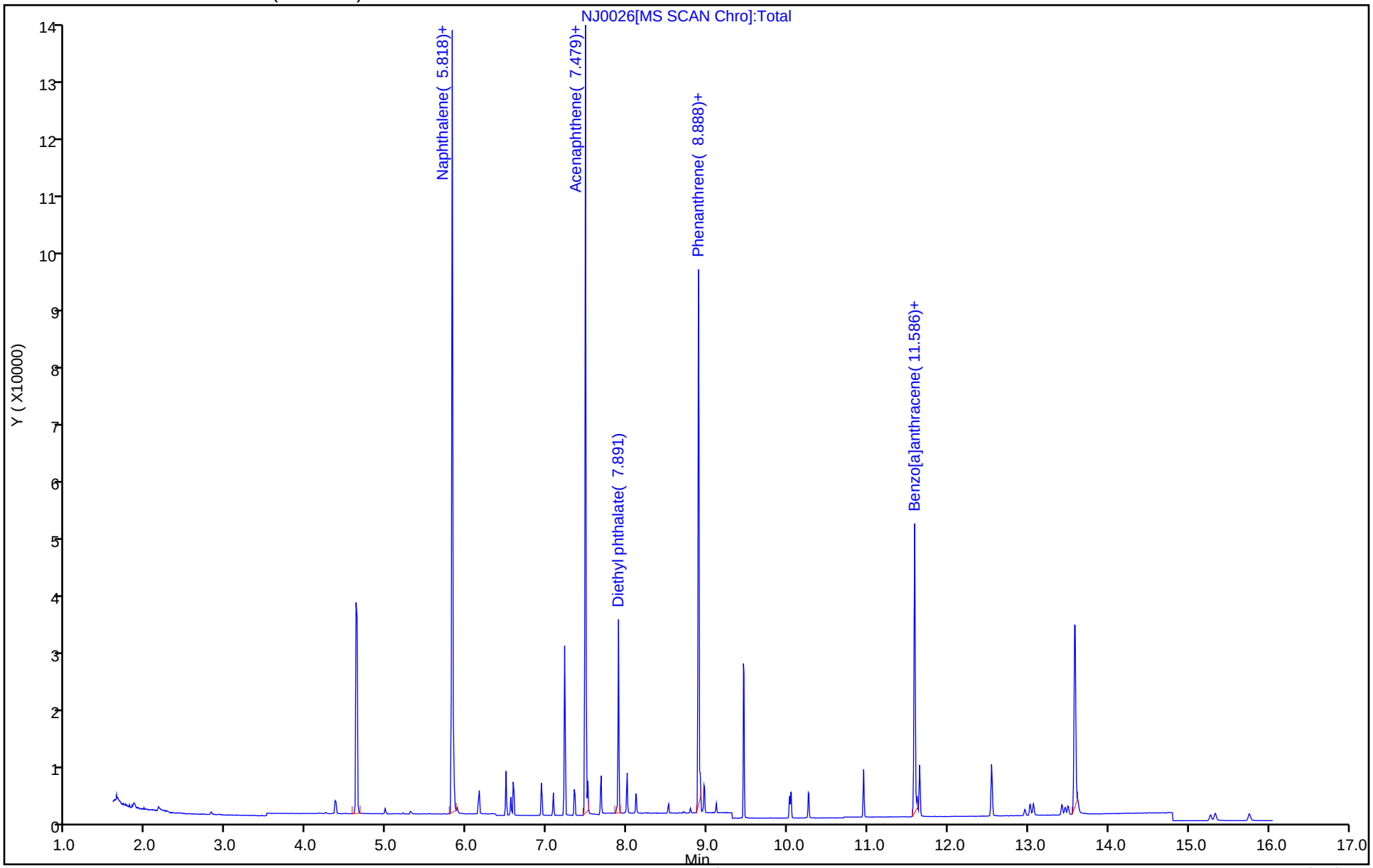

Manual Integration/User Assign Peak Report

Eurofins Lancaster Laboratories Environment Testing, LLC

Data File:	\\chromfs\Lancaster\ChromData\HP23263\20221005-67959.b\NJ0026.D				
Injection Date:	05-Oct-2022 11:42:30	Instrument ID:	HP23263		
Lims ID:	IC L1				
Client ID:					
Operator ID:	jmg00346	ALS Bottle#:	7	Worklist Smp#:	7
Injection Vol:	1.0 ul	Dil. Factor:	1.0000		
Method:	8270_SIM_HP23263	Limit Group:	MSSV - 8270D_E SIM		
Column:	DB-5MS 20m 0.25mm (0.25 mm)	Detector	MS SCAN		

39 Perylene, CAS: 198-55-0

Signal: 1

Processing Integration Results

RT: 13.62
Area: 1987
Amount: 0.010546
Amount Units: ug/ml

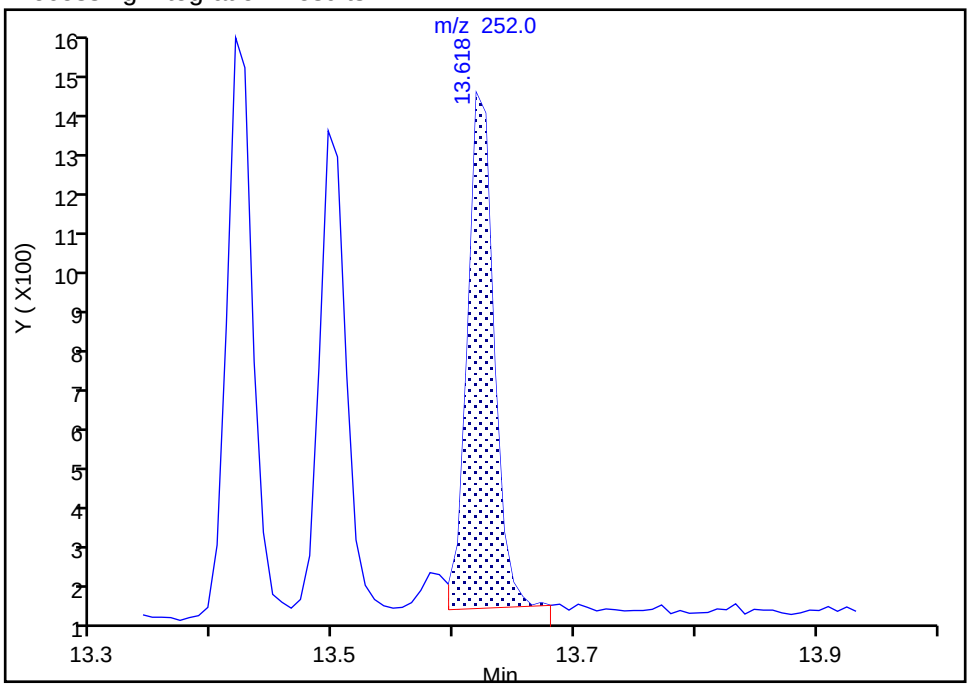

Manual Integration Results

RT: 13.62
Area: 2018
Amount: 0.010711
Amount Units: ug/ml

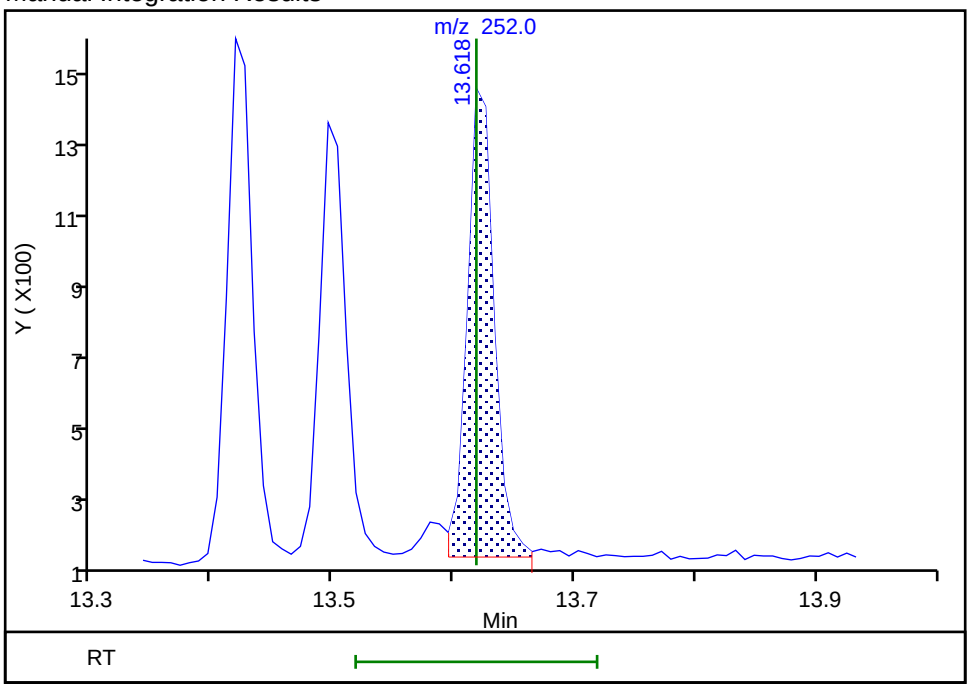

Reviewer: SJ89, 05-Oct-2022 16:10:10

Audit Action: Manually Integrated Audit Reason: Baseline

Manual Integration/User Assign Peak Report

Eurofins Lancaster Laboratories Environment Testing, LLC

Data File:	\\chromfs\Lancaster\ChromData\HP23263\20221005-67959.b\NJ0026.D				
Injection Date:	05-Oct-2022 11:42:30	Instrument ID:	HP23263		
Lims ID:	IC L1				
Client ID:					
Operator ID:	jmg00346	ALS Bottle#:	7	Worklist Smp#:	7
Injection Vol:	1.0 ul	Dil. Factor:	1.0000		
Method:	8270_SIM_HP23263	Limit Group:	MSSV - 8270D_E SIM		
Column:	DB-5MS 20m 0.25mm (0.25 mm)	Detector	MS SCAN		

40 Indeno[1,2,3-cd]pyrene, CAS: 193-39-5

Signal: 1

Processing Integration Results

RT: 15.27
Area: 1909
Amount: 0.012535
Amount Units: ug/ml

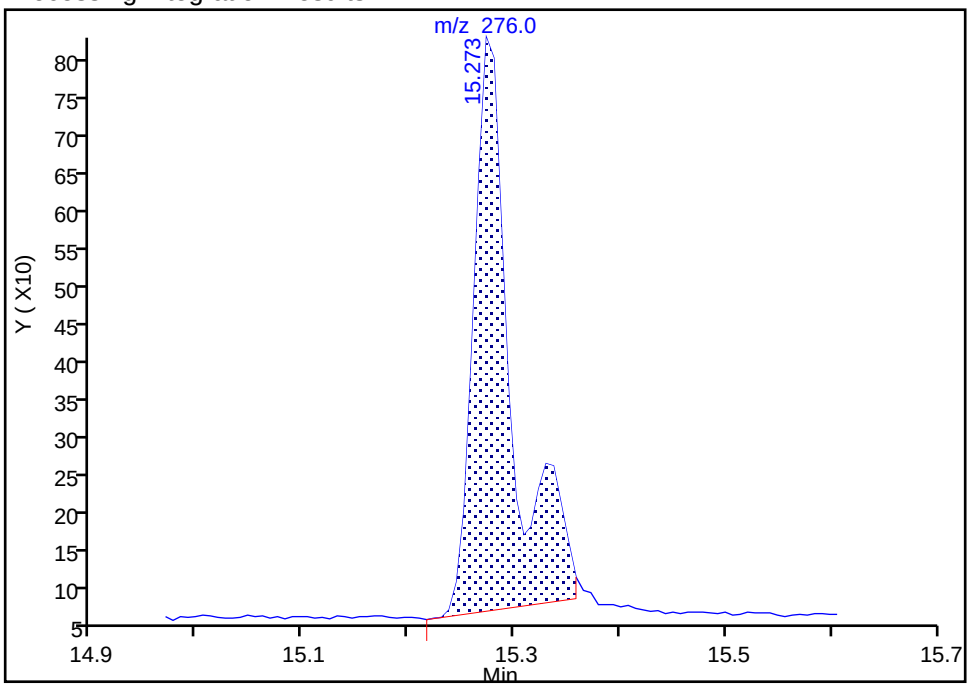

Manual Integration Results

RT: 15.27
Area: 1586
Amount: 0.010796
Amount Units: ug/ml

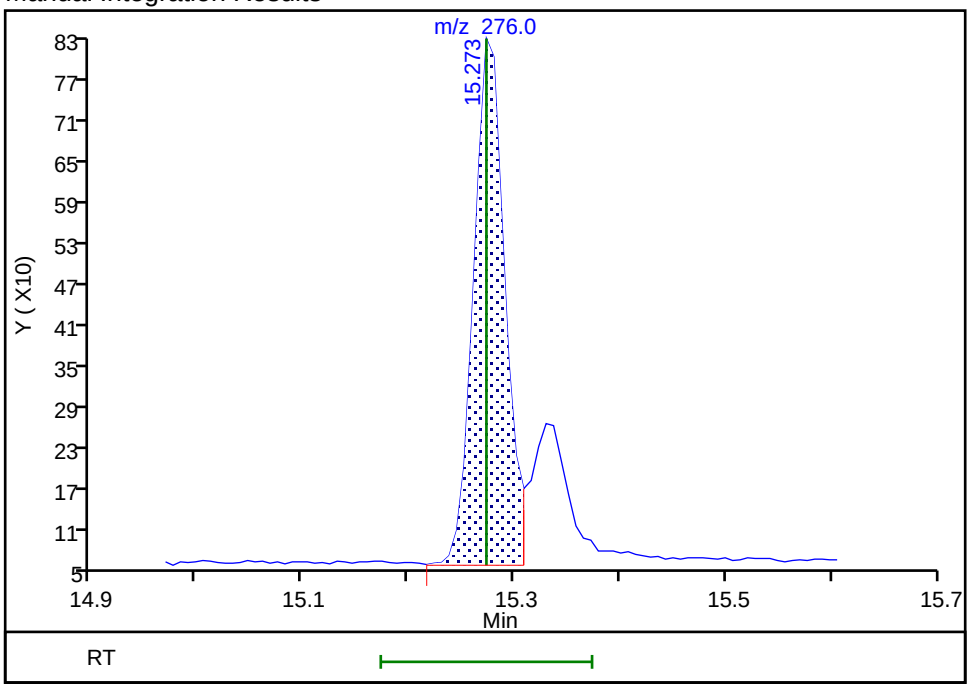

Reviewer: SJ89, 05-Oct-2022 15:43:59
Audit Action: Manually Integrated Audit Reason: Baseline

Calibration / 1,4-Dioxane

Curve Type:	Average
Weighting:	Conc_Sq
Origin:	Force
Dependency:	Response
Calib Mode:	ISTD
Response Base:	AREA
RF Rounding:	0

Curve Coefficients

Intercept:	0
Slope:	0.5931

Error Coefficients

Standard Error:	99600
Relative Standard Error:	4.7
Correlation Coefficient:	0.998
Coefficient of Determination (Adjusted):	0.997

ID	Level	Concentration	Rel. Resp.	IS Amount	IS Response	RRF	Used
1	IC 410-303206/7	0.01	0.009003	0.25	33184.0	0.900283	N
2	IC 410-303206/6	0.05	0.030419	0.25	33712.0	0.608389	Y
3	IC 410-303206/5	0.1	0.062723	0.25	36410.0	0.627232	Y
4	ICIS 410-303206/2	0.5	0.300859	0.25	36901.0	0.601718	Y
5	IC 410-303206/4	1.0	0.566633	0.25	32844.0	0.566633	Y
6	IC 410-303206/3	2.5	1.404203	0.25	31867.0	0.561681	Y

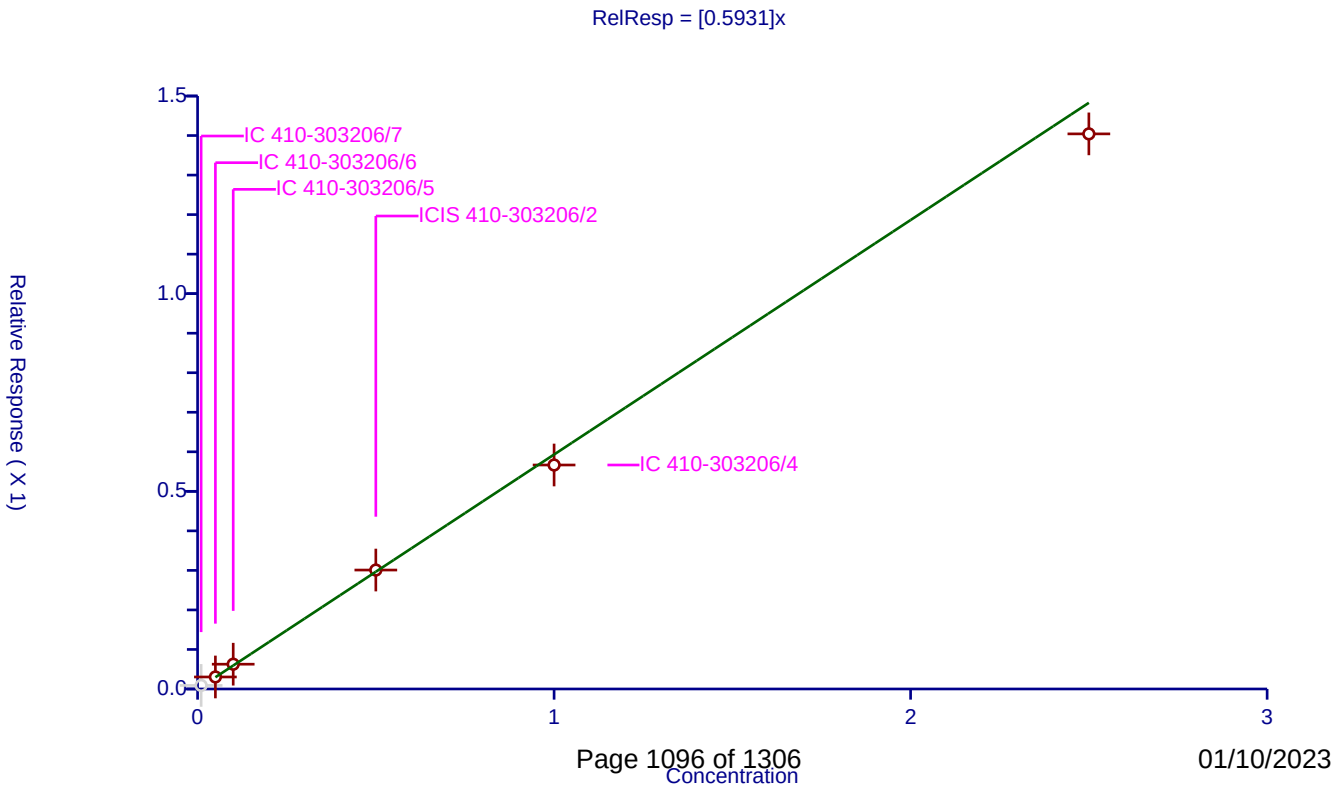

Calibration / N-Nitrosodimethylamine

Curve Type:	Average
Weighting:	Conc_Sq
Origin:	Force
Dependency:	Response
Calib Mode:	ISTD
Response Base:	AREA
RF Rounding:	0

Curve Coefficients

Intercept:	0
Slope:	0.6733

Error Coefficients

Standard Error:	109000
Relative Standard Error:	5.6
Correlation Coefficient:	0.998
Coefficient of Determination (Adjusted):	0.997

ID	Level	Concentration	Rel. Resp.	IS Amount	IS Response	RRF	Used
1	IC 410-303206/7	0.01	0.006358	0.25	33184.0	0.635849	Y
2	IC 410-303206/6	0.05	0.03148	0.25	33712.0	0.629598	Y
3	IC 410-303206/5	0.1	0.066658	0.25	36410.0	0.666575	Y
4	ICIS 410-303206/2	0.5	0.364523	0.25	36901.0	0.729045	Y
5	IC 410-303206/4	1.0	0.690902	0.25	32844.0	0.690902	Y
6	IC 410-303206/3	2.5	1.71949	0.25	31867.0	0.687796	Y

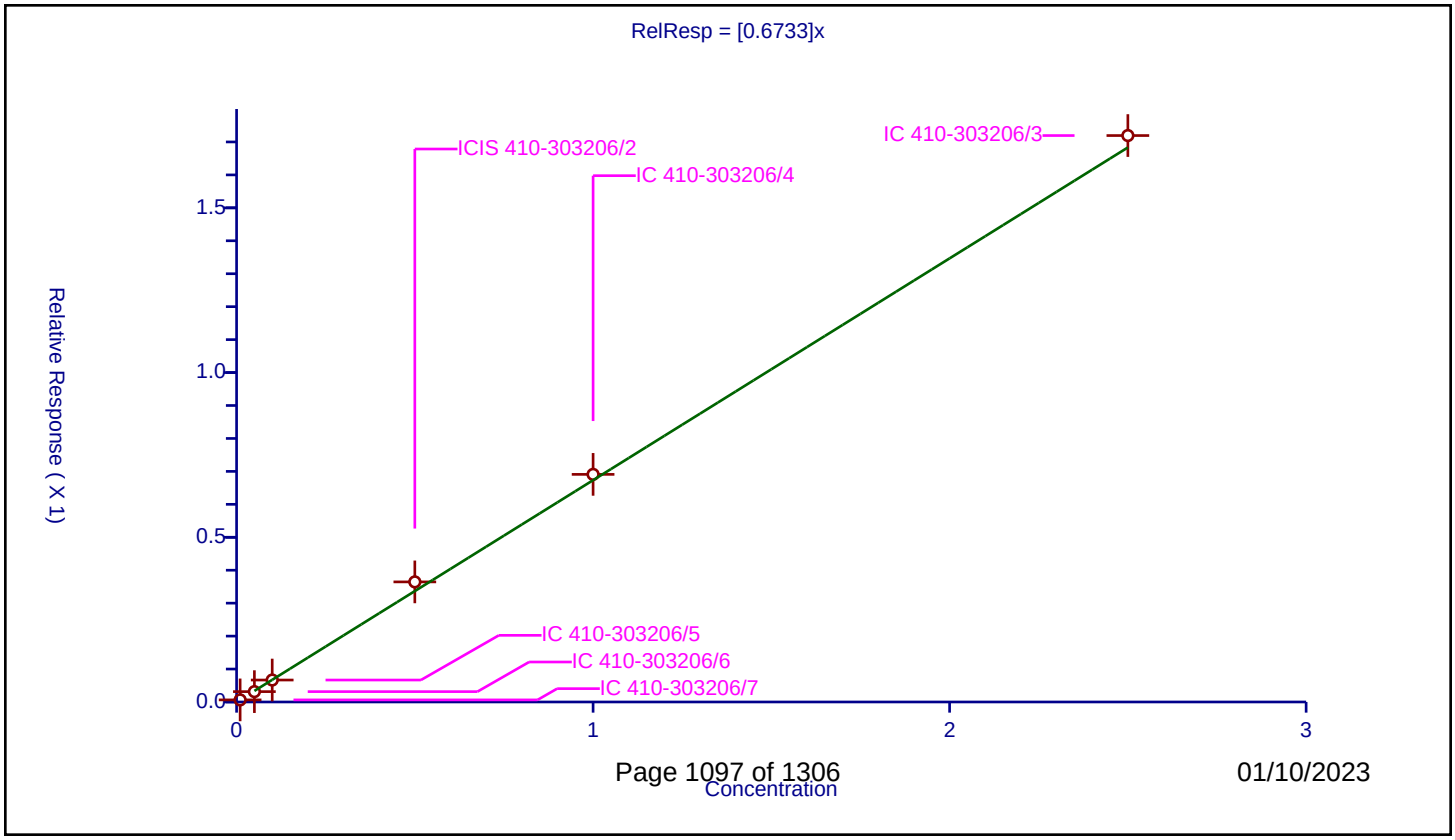

Calibration / Bis(2-chloroethyl)ether

Curve Type:	Average
Weighting:	Conc_Sq
Origin:	Force
Dependency:	Response
Calib Mode:	ISTD
Response Base:	AREA
RF Rounding:	0

Curve Coefficients

Intercept:	0
Slope:	0.3544

Error Coefficients

Standard Error:	193000
Relative Standard Error:	5.4
Correlation Coefficient:	0.997
Coefficient of Determination (Adjusted):	0.996

ID	Level	Concentration	Rel. Resp.	IS Amount	IS Response	RRF	Used
1	IC 410-303206/7	0.01	0.003823	0.25	118089.0	0.382339	Y
2	IC 410-303206/6	0.05	0.017316	0.25	121595.0	0.346314	Y
3	IC 410-303206/5	0.1	0.036318	0.25	128509.0	0.363185	Y
4	ICIS 410-303206/2	0.5	0.182683	0.25	132746.0	0.365367	Y
5	IC 410-303206/4	1.0	0.333617	0.25	120604.0	0.333617	Y
6	IC 410-303206/3	2.5	0.838789	0.25	115507.0	0.335516	Y

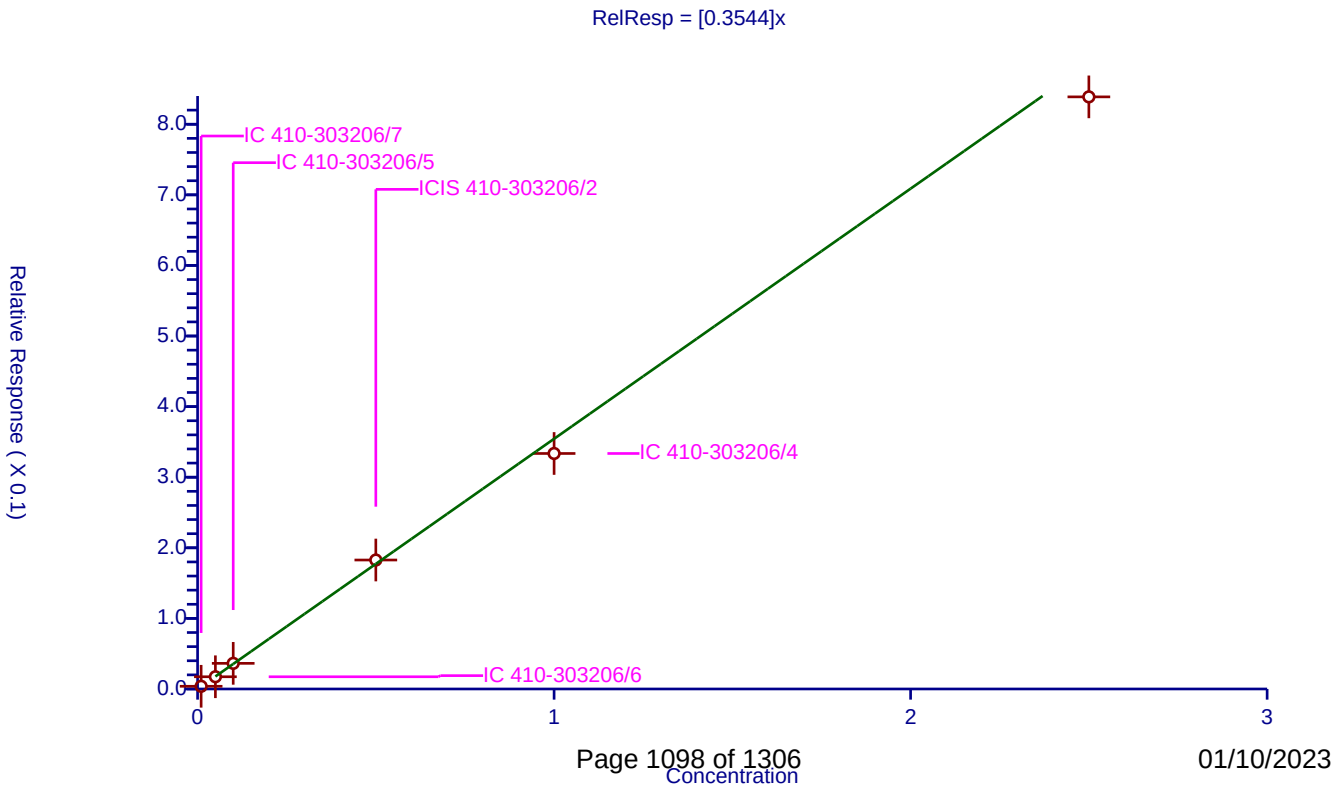

Calibration / Naphthalene

Curve Type:	Average
Weighting:	Conc_Sq
Origin:	Force
Dependency:	Response
Calib Mode:	ISTD
Response Base:	AREA
RF Rounding:	0

Curve Coefficients

Intercept:	0
Slope:	1.013

Error Coefficients

Standard Error:	530000
Relative Standard Error:	7.3
Correlation Coefficient:	0.997
Coefficient of Determination (Adjusted):	0.993

ID	Level	Concentration	Rel. Resp.	IS Amount	IS Response	RRF	Used
1	IC 410-303206/7	0.01	0.011225	0.25	118089.0	1.122458	Y
2	IC 410-303206/6	0.05	0.051998	0.25	121595.0	1.039969	Y
3	IC 410-303206/5	0.1	0.104162	0.25	128509.0	1.04162	Y
4	ICIS 410-303206/2	0.5	0.503544	0.25	132746.0	1.007089	Y
5	IC 410-303206/4	1.0	0.950568	0.25	120604.0	0.950568	Y
6	IC 410-303206/3	2.5	2.287502	0.25	115507.0	0.915001	Y

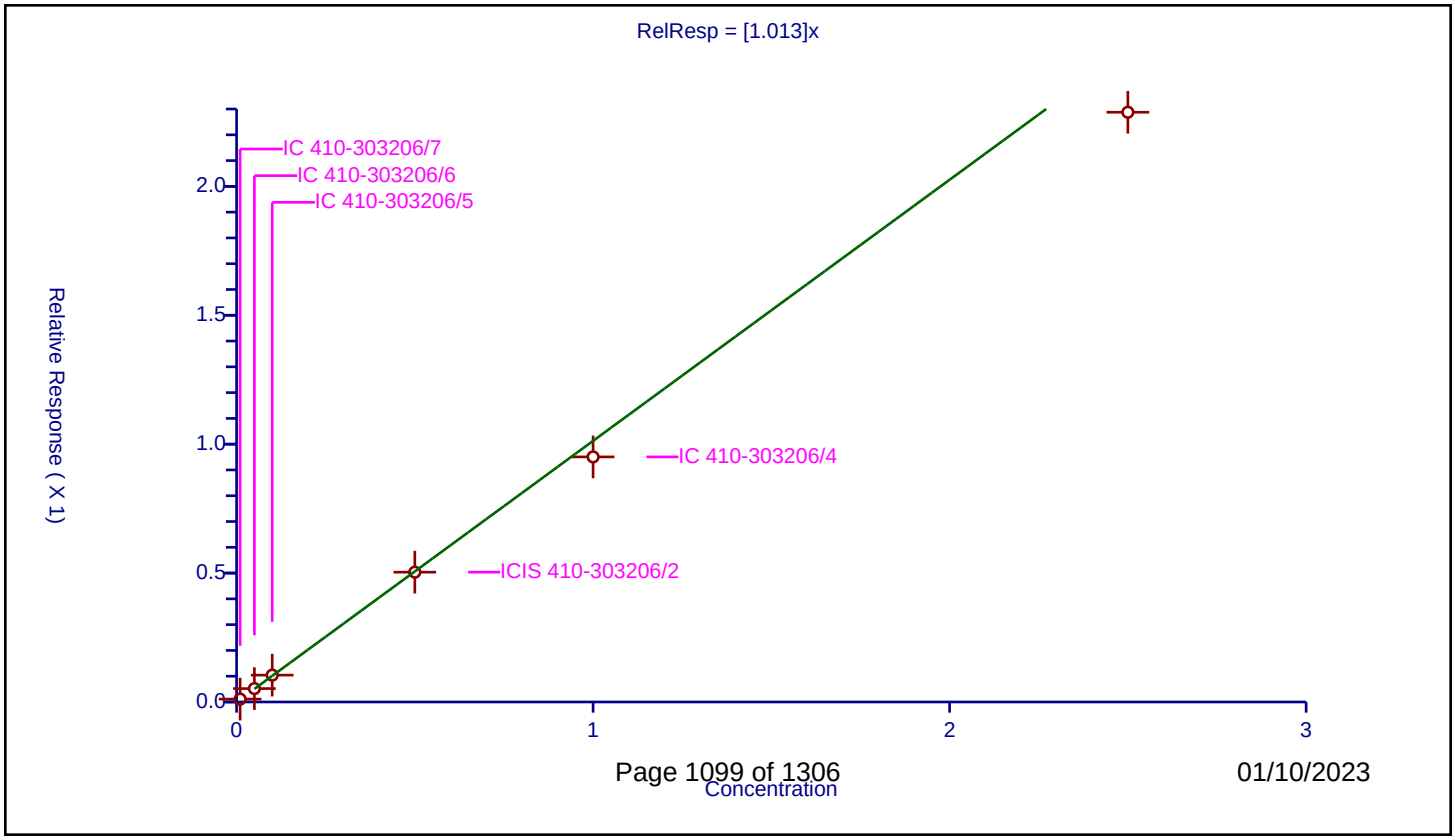

Calibration / Quinoline

Curve Type:	Average
Weighting:	Conc_Sq
Origin:	Force
Dependency:	Response
Calib Mode:	ISTD
Response Base:	AREA
RF Rounding:	0

Curve Coefficients

Intercept:	0
Slope:	0.6401

Error Coefficients

Standard Error:	341000
Relative Standard Error:	5.8
Correlation Coefficient:	0.997
Coefficient of Determination (Adjusted):	0.996

ID	Level	Concentration	Rel. Resp.	IS Amount	IS Response	RRF	Used
1	IC 410-303206/7	0.01	0.006897	0.25	118089.0	0.689734	Y
2	IC 410-303206/6	0.05	0.031983	0.25	121595.0	0.639664	Y
3	IC 410-303206/5	0.1	0.066363	0.25	128509.0	0.663631	Y
4	ICIS 410-303206/2	0.5	0.325833	0.25	132746.0	0.651666	Y
5	IC 410-303206/4	1.0	0.606292	0.25	120604.0	0.606292	Y
6	IC 410-303206/3	2.5	1.473352	0.25	115507.0	0.589341	Y

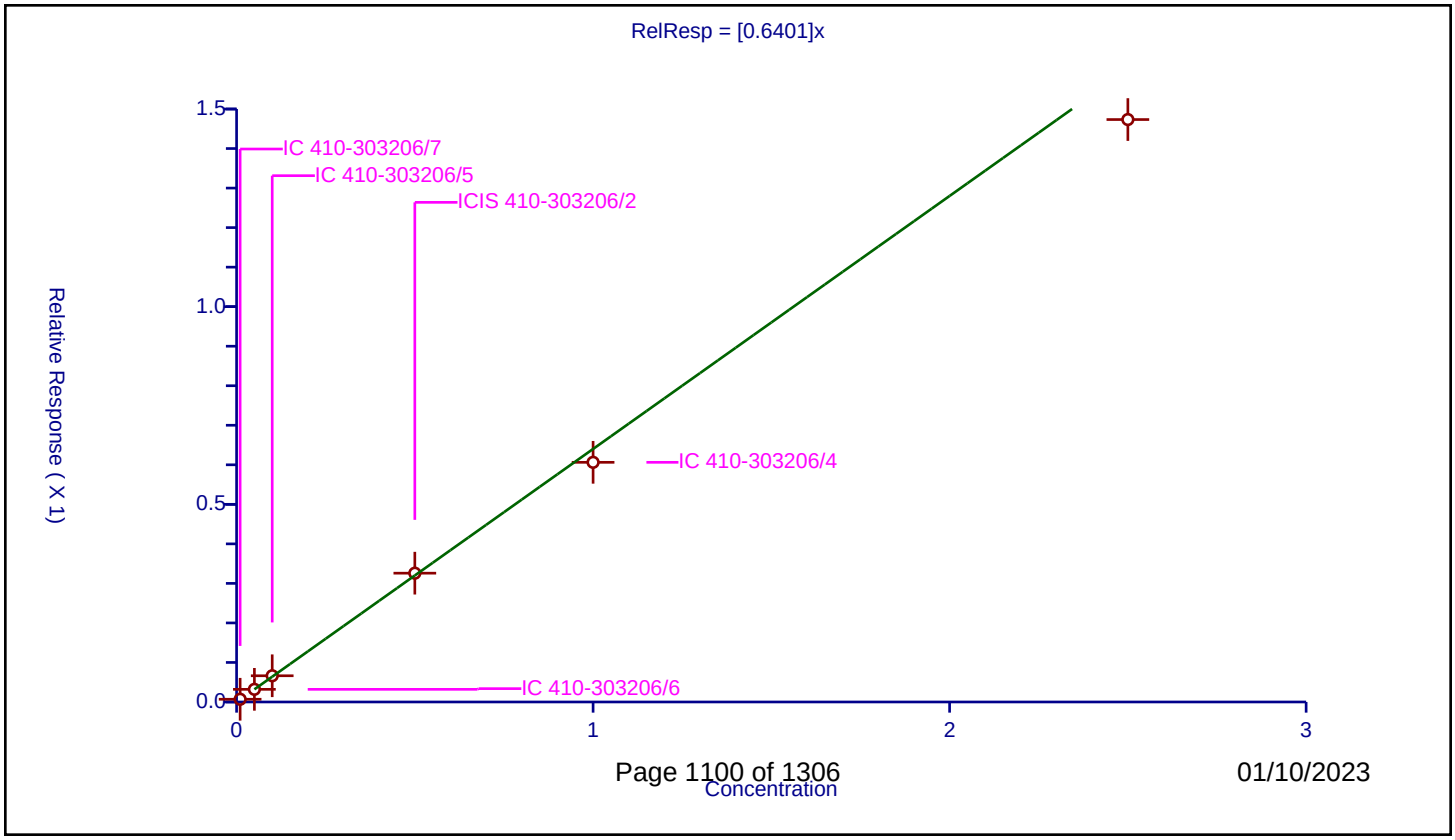

Calibration / 2-Methylnaphthalene

Curve Type:	Average
Weighting:	Conc_Sq
Origin:	Force
Dependency:	Response
Calib Mode:	ISTD
Response Base:	AREA
RF Rounding:	0

Curve Coefficients

Intercept:	0
Slope:	0.6445

Error Coefficients

Standard Error:	334000
Relative Standard Error:	7.2
Correlation Coefficient:	0.996
Coefficient of Determination (Adjusted):	0.994

ID	Level	Concentration	Rel. Resp.	IS Amount	IS Response	RRF	Used
1	IC 410-303206/7	0.01	0.006999	0.25	118089.0	0.699896	Y
2	IC 410-303206/6	0.05	0.03317	0.25	121595.0	0.663391	Y
3	IC 410-303206/5	0.1	0.067799	0.25	128509.0	0.677988	Y
4	ICIS 410-303206/2	0.5	0.322038	0.25	132746.0	0.644076	Y
5	IC 410-303206/4	1.0	0.607695	0.25	120604.0	0.607695	Y
6	IC 410-303206/3	2.5	1.435095	0.25	115507.0	0.574038	Y

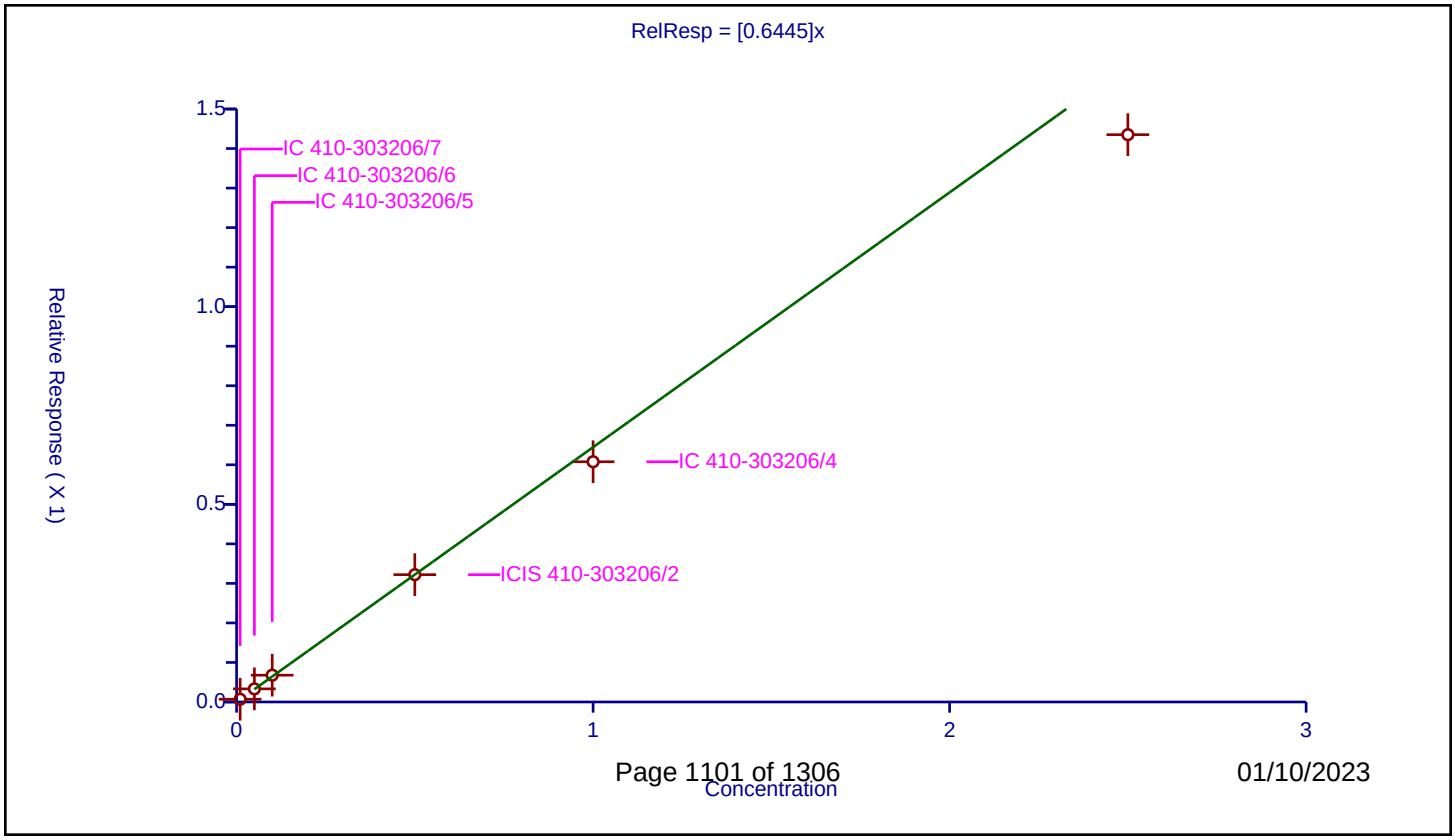

Calibration / 1-Methylnaphthalene-d10

Curve Type:	Average
Weighting:	Conc_Sq
Origin:	Force
Dependency:	Response
Calib Mode:	ISTD
Response Base:	AREA
RF Rounding:	0

Curve Coefficients

Intercept:	0
Slope:	0.4599

Error Coefficients

Standard Error:	243000
Relative Standard Error:	6.6
Correlation Coefficient:	0.997
Coefficient of Determination (Adjusted):	0.995

ID	Level	Concentration	Rel. Resp.	IS Amount	IS Response	RRF	Used
1	IC 410-303206/7	0.01	0.005058	0.25	118089.0	0.505763	Y
2	IC 410-303206/6	0.05	0.022861	0.25	121595.0	0.457215	Y
3	IC 410-303206/5	0.1	0.047555	0.25	128509.0	0.47555	Y
4	ICIS 410-303206/2	0.5	0.233094	0.25	132746.0	0.466187	Y
5	IC 410-303206/4	1.0	0.434758	0.25	120604.0	0.434758	Y
6	IC 410-303206/3	2.5	1.049123	0.25	115507.0	0.419649	Y

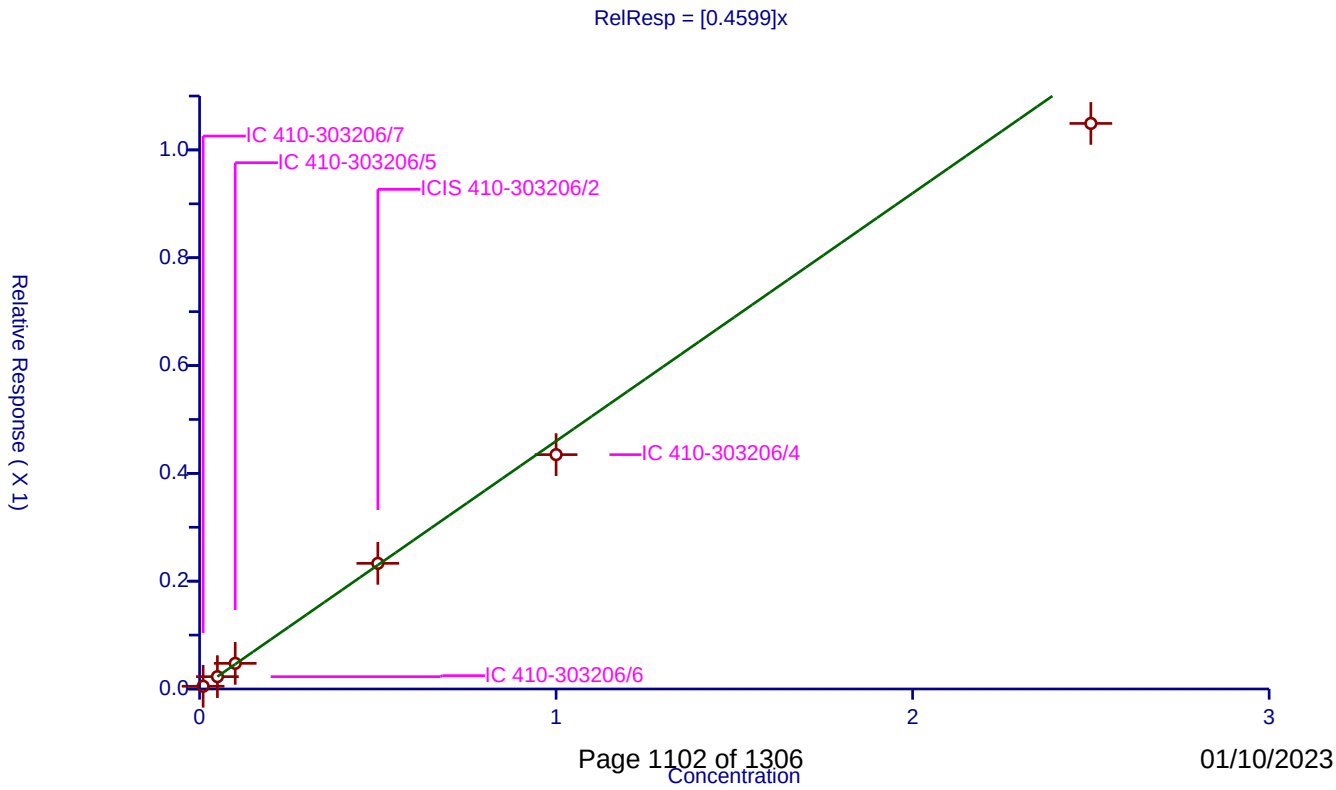

Calibration / 1-Methylnaphthalene

Curve Type:	Average
Weighting:	Conc_Sq
Origin:	Force
Dependency:	Response
Calib Mode:	ISTD
Response Base:	AREA
RF Rounding:	0

Curve Coefficients

Intercept:	0
Slope:	0.5764

Error Coefficients

Standard Error:	292000
Relative Standard Error:	8.4
Correlation Coefficient:	0.994
Coefficient of Determination (Adjusted):	0.991

ID	Level	Concentration	Rel. Resp.	IS Amount	IS Response	RRF	Used
1	IC 410-303206/7	0.01	0.006372	0.25	118089.0	0.637231	Y
2	IC 410-303206/6	0.05	0.029866	0.25	121595.0	0.597311	Y
3	IC 410-303206/5	0.1	0.059974	0.25	128509.0	0.599744	Y
4	ICIS 410-303206/2	0.5	0.29134	0.25	132746.0	0.58268	Y
5	IC 410-303206/4	1.0	0.541806	0.25	120604.0	0.541806	Y
6	IC 410-303206/3	2.5	1.248342	0.25	115507.0	0.499337	Y

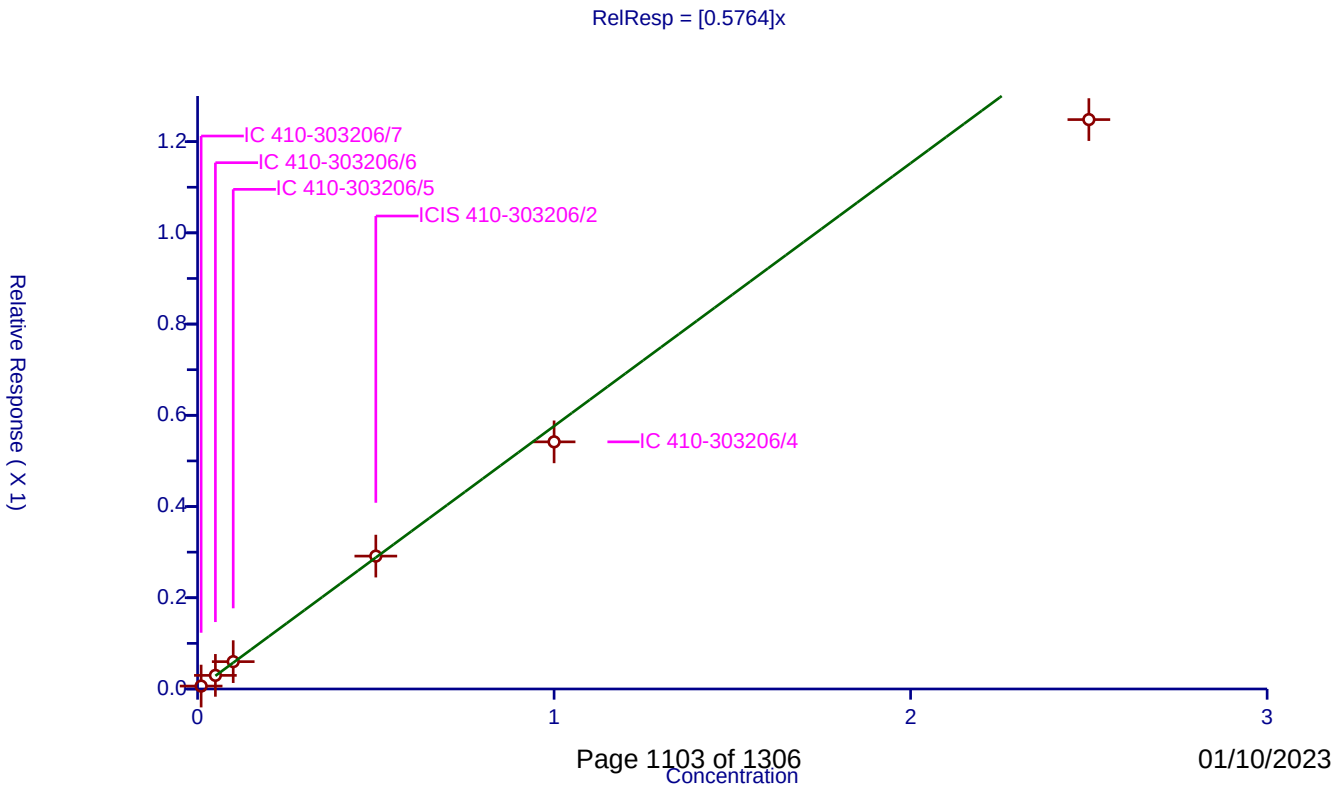

Calibration / Dimethyl phthalate

Curve Type:	Average
Weighting:	Conc_Sq
Origin:	Force
Dependency:	Response
Calib Mode:	ISTD
Response Base:	AREA
RF Rounding:	0

Curve Coefficients

Intercept:	0
Slope:	1.16

Error Coefficients

Standard Error:	1040000
Relative Standard Error:	8.2
Correlation Coefficient:	0.992
Coefficient of Determination (Adjusted):	0.992

ID	Level	Concentration	Rel. Resp.	IS Amount	IS Response	RRF	Used
1	IC 410-303206/7	0.1	0.107384	0.25	50650.0	1.07384	Y
2	IC 410-303206/6	0.5	0.649386	0.25	49963.0	1.298771	Y
3	IC 410-303206/5	1.0	1.233216	0.25	55379.0	1.233216	Y
4	ICIS 410-303206/2	2.5	2.975468	0.25	54857.0	1.190187	Y
5	IC 410-303206/4	5.0	5.335885	0.25	50271.0	1.067177	Y
6	IC 410-303206/3	10.0	10.993186	0.25	44030.0	1.099319	Y

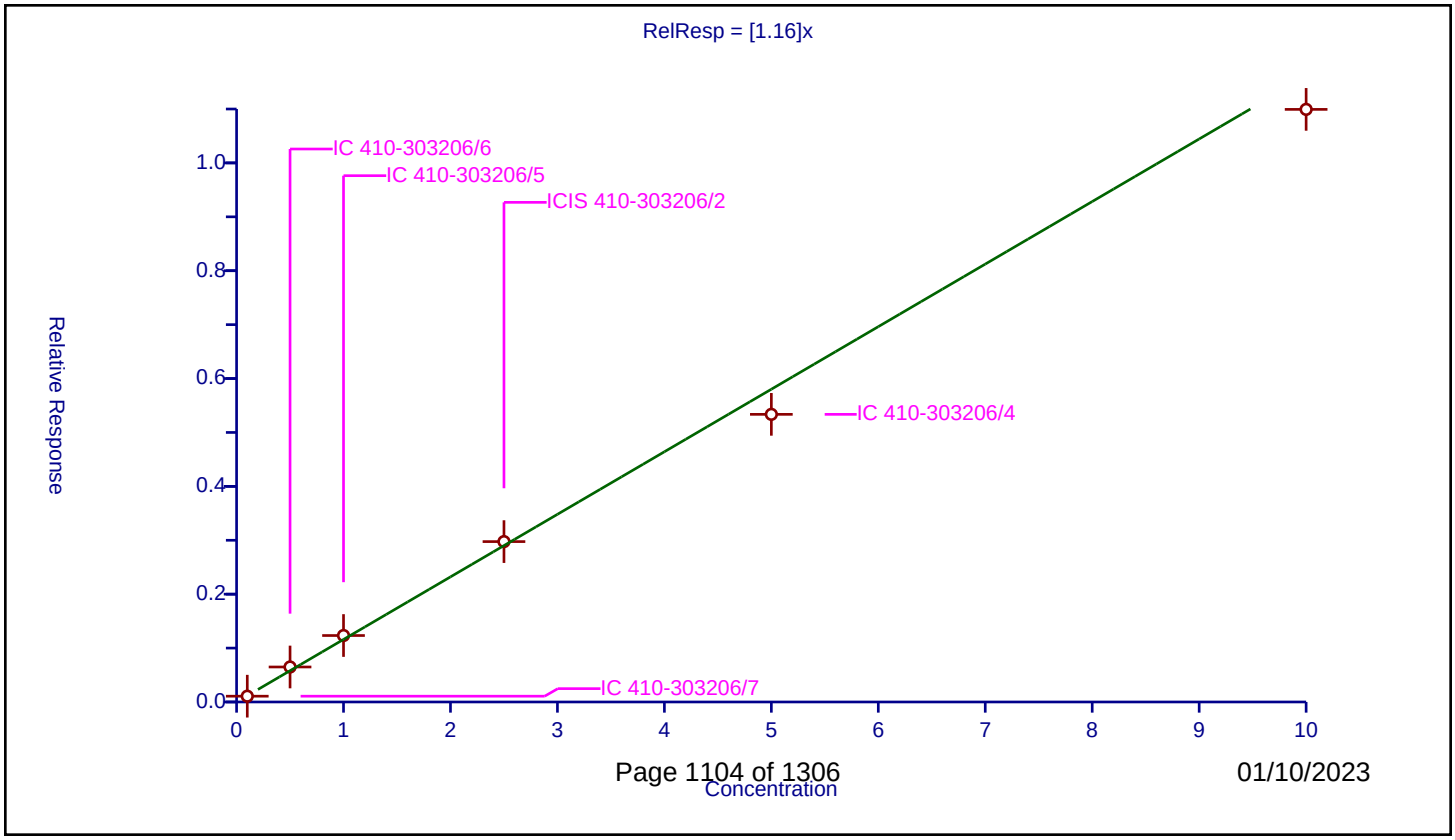

01/10/2023

Calibration / Acenaphthylene

Curve Type:	Average
Weighting:	Conc_Sq
Origin:	Force
Dependency:	Response
Calib Mode:	ISTD
Response Base:	AREA
RF Rounding:	0

Curve Coefficients

Intercept:	0
Slope:	2.089

Error Coefficients

Standard Error:	441000
Relative Standard Error:	4.8
Correlation Coefficient:	0.994
Coefficient of Determination (Adjusted):	0.997

ID	Level	Concentration	Rel. Resp.	IS Amount	IS Response	RRF	Used
1	IC 410-303206/7	0.01	0.022241	0.25	50650.0	2.224087	Y
2	IC 410-303206/6	0.05	0.106369	0.25	49963.0	2.127374	Y
3	IC 410-303206/5	0.1	0.211303	0.25	55379.0	2.11303	Y
4	ICIS 410-303206/2	0.5	1.06486	0.25	54857.0	2.129719	Y
5	IC 410-303206/4	1.0	1.965587	0.25	50271.0	1.965587	Y
6	IC 410-303206/3	2.5	4.942954	0.25	44030.0	1.977181	Y

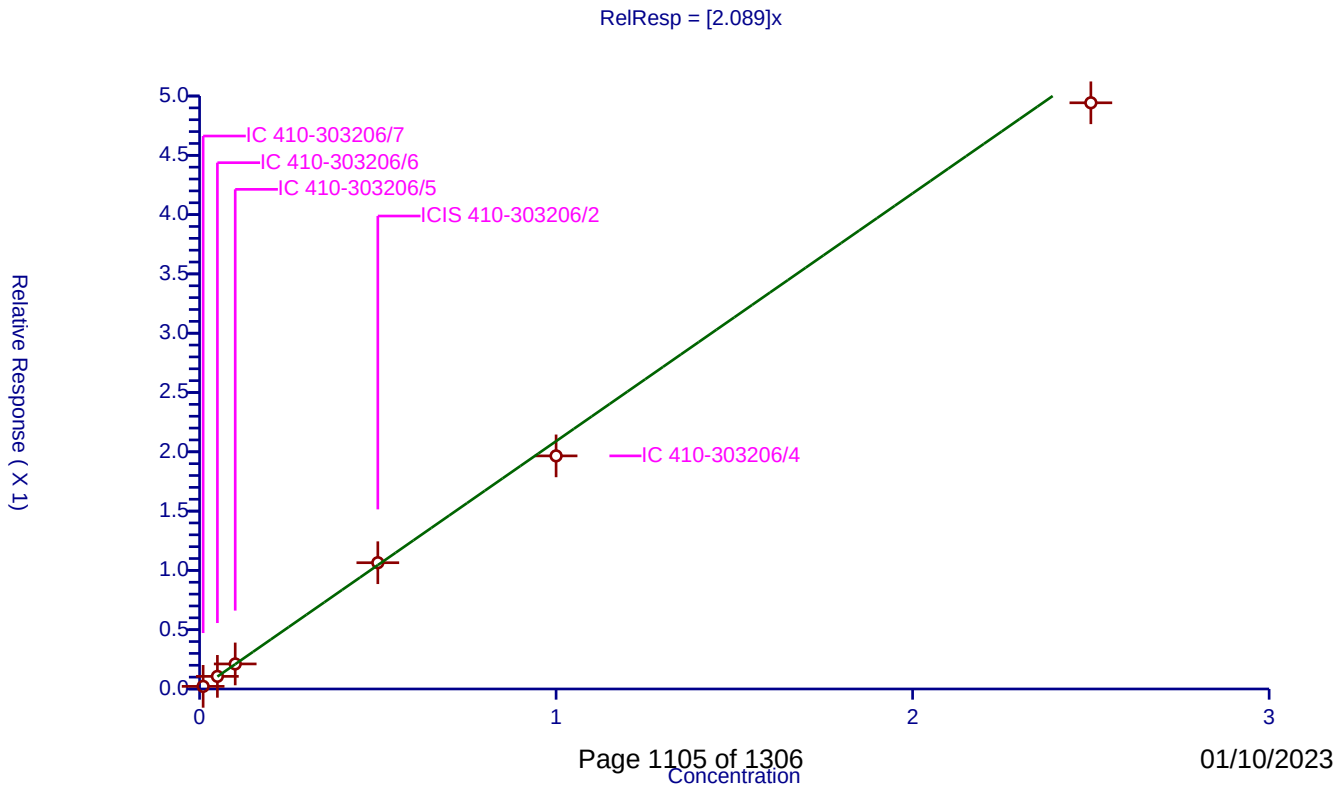

Calibration / Acenaphthene

Curve Type:	Average
Weighting:	Conc_Sq
Origin:	Force
Dependency:	Response
Calib Mode:	ISTD
Response Base:	AREA
RF Rounding:	0

Curve Coefficients

Intercept:	0
Slope:	1.256

Error Coefficients

Standard Error:	270000
Relative Standard Error:	4.7
Correlation Coefficient:	0.996
Coefficient of Determination (Adjusted):	0.997

ID	Level	Concentration	Rel. Resp.	IS Amount	IS Response	RRF	Used
1	IC 410-303206/7	0.01	0.01344	0.25	50650.0	1.344028	Y
2	IC 410-303206/6	0.05	0.063462	0.25	49963.0	1.269239	Y
3	IC 410-303206/5	0.1	0.124849	0.25	55379.0	1.248488	Y
4	ICIS 410-303206/2	0.5	0.64139	0.25	54857.0	1.282781	Y
5	IC 410-303206/4	1.0	1.169238	0.25	50271.0	1.169238	Y
6	IC 410-303206/3	2.5	3.053793	0.25	44030.0	1.221517	Y

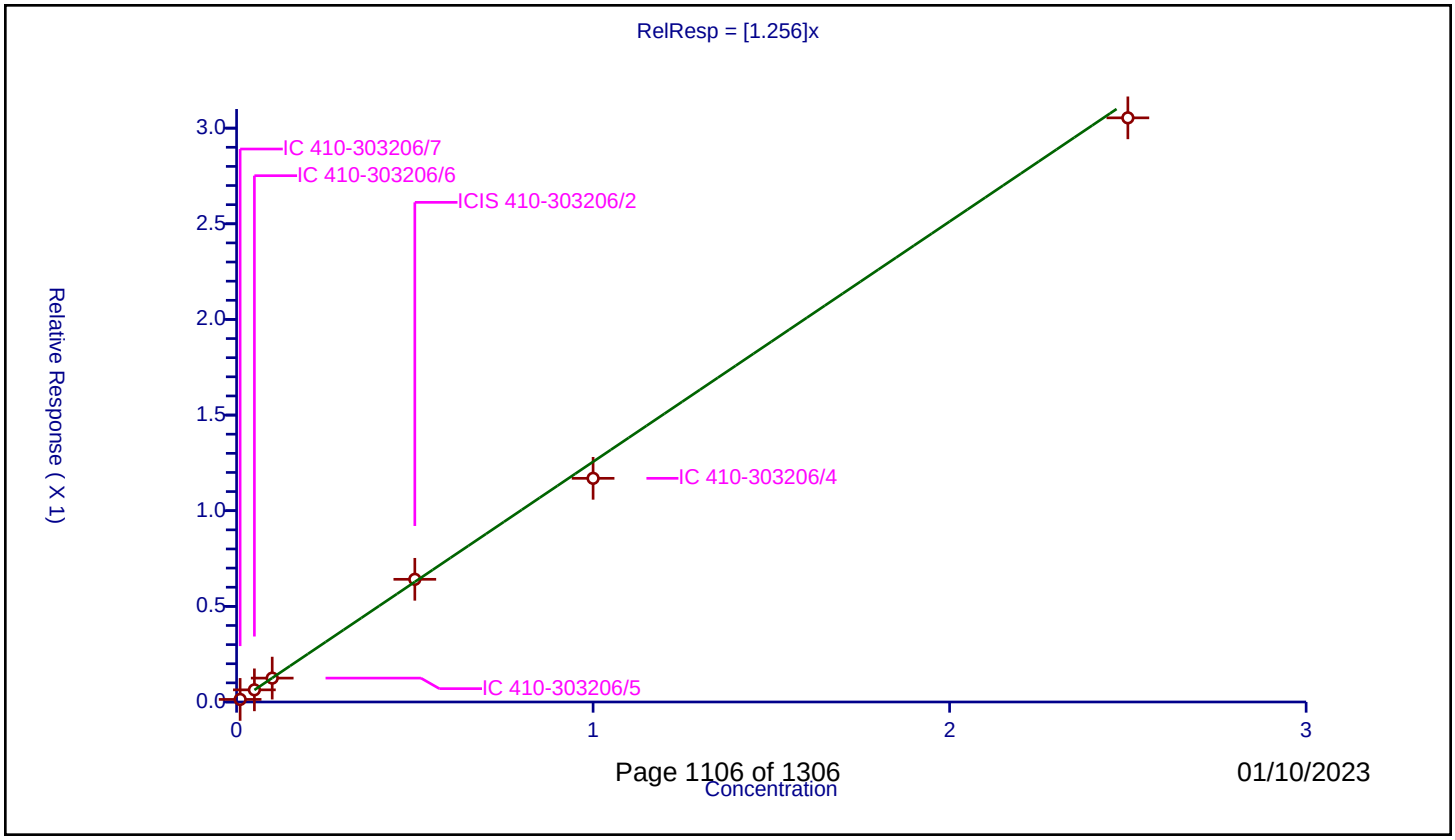

Calibration / Dibenzofuran

Curve Type:	Average
Weighting:	Conc_Sq
Origin:	Force
Dependency:	Response
Calib Mode:	ISTD
Response Base:	AREA
RF Rounding:	0

Curve Coefficients

Intercept:	0
Slope:	1.891

Error Coefficients

Standard Error:	397000
Relative Standard Error:	5.3
Correlation Coefficient:	0.994
Coefficient of Determination (Adjusted):	0.997

ID	Level	Concentration	Rel. Resp.	IS Amount	IS Response	RRF	Used
1	IC 410-303206/7	0.01	0.019926	0.25	50650.0	1.992596	Y
2	IC 410-303206/6	0.05	0.097627	0.25	49963.0	1.952545	Y
3	IC 410-303206/5	0.1	0.19181	0.25	55379.0	1.918101	Y
4	ICIS 410-303206/2	0.5	0.975113	0.25	54857.0	1.950225	Y
5	IC 410-303206/4	1.0	1.746409	0.25	50271.0	1.746409	Y
6	IC 410-303206/3	2.5	4.458897	0.25	44030.0	1.783559	Y

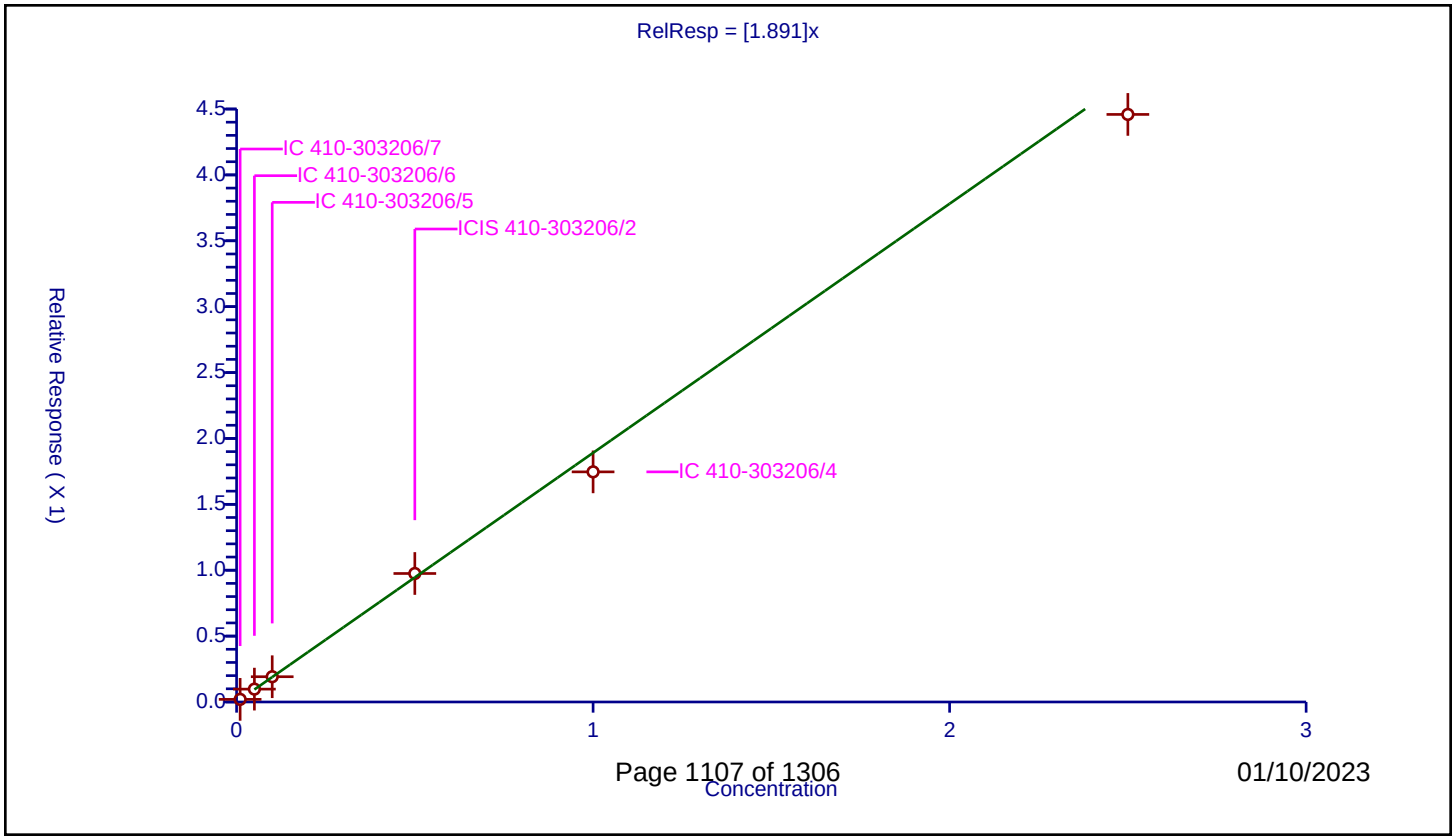

Calibration / Diethyl phthalate

Curve Type:	Average
Weighting:	Conc_Sq
Origin:	Force
Dependency:	Response
Calib Mode:	ISTD
Response Base:	AREA
RF Rounding:	0

Curve Coefficients

Intercept:	0
Slope:	1.091

Error Coefficients

Standard Error:	995000
Relative Standard Error:	8.3
Correlation Coefficient:	0.990
Coefficient of Determination (Adjusted):	0.992

ID	Level	Concentration	Rel. Resp.	IS Amount	IS Response	RRF	Used
1	IC 410-303206/7	0.1	0.095642	0.25	50650.0	0.956417	Y
2	IC 410-303206/6	0.5	0.597387	0.25	49963.0	1.194774	Y
3	IC 410-303206/5	1.0	1.167622	0.25	55379.0	1.167622	Y
4	ICIS 410-303206/2	2.5	2.842349	0.25	54857.0	1.13694	Y
5	IC 410-303206/4	5.0	5.252835	0.25	50271.0	1.050567	Y
6	IC 410-303206/3	10.0	10.41876	0.25	44030.0	1.041876	Y

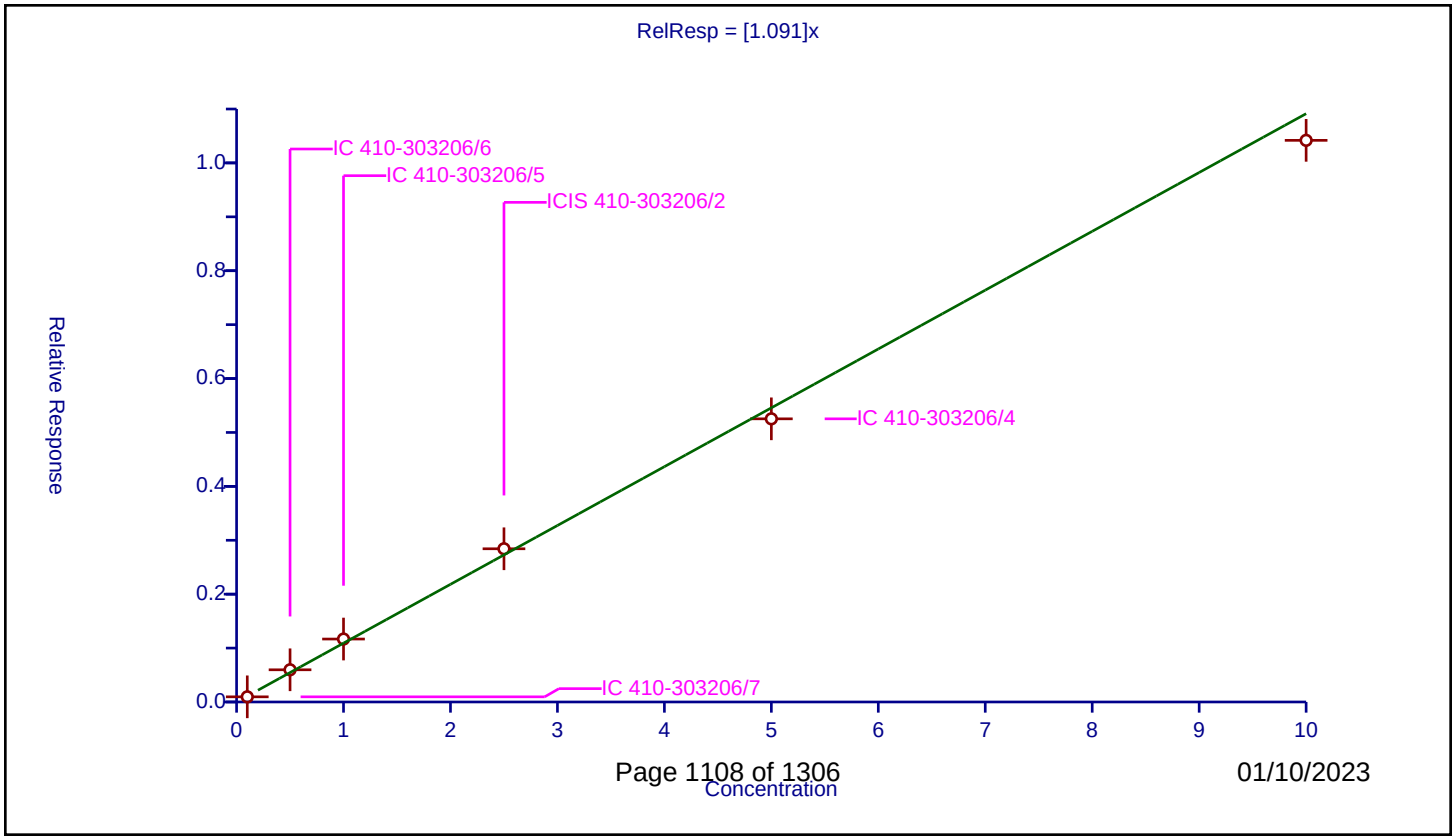

Calibration / Fluorene

Curve Type:	Average
Weighting:	Conc_Sq
Origin:	Force
Dependency:	Response
Calib Mode:	ISTD
Response Base:	AREA
RF Rounding:	0

Curve Coefficients

Intercept:	0
Slope:	1.386

Error Coefficients

Standard Error:	299000
Relative Standard Error:	3.4
Correlation Coefficient:	0.994
Coefficient of Determination (Adjusted):	0.999

ID	Level	Concentration	Rel. Resp.	IS Amount	IS Response	RRF	Used
1	IC 410-303206/7	0.01	0.014225	0.25	50650.0	1.422507	Y
2	IC 410-303206/6	0.05	0.069121	0.25	49963.0	1.382423	Y
3	IC 410-303206/5	0.1	0.139755	0.25	55379.0	1.397551	Y
4	ICIS 410-303206/2	0.5	0.72293	0.25	54857.0	1.445859	Y
5	IC 410-303206/4	1.0	1.31919	0.25	50271.0	1.31919	Y
6	IC 410-303206/3	2.5	3.367494	0.25	44030.0	1.346998	Y

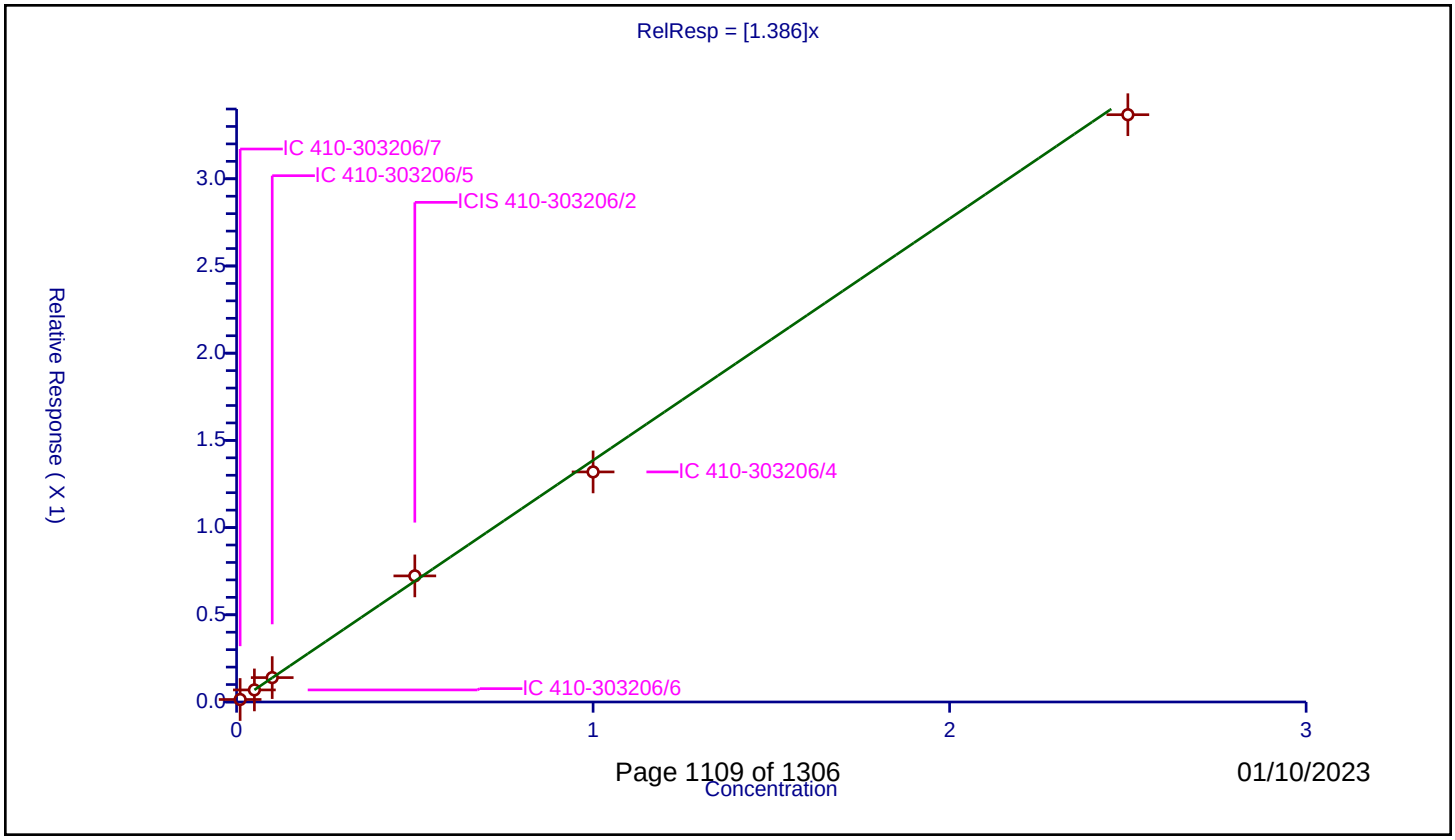

Calibration / N-Nitrosodiphenylamine

Curve Type:	Average
Weighting:	Conc_Sq
Origin:	Force
Dependency:	Response
Calib Mode:	ISTD
Response Base:	AREA
RF Rounding:	0

Curve Coefficients

Intercept:	0
Slope:	0.49

Error Coefficients

Standard Error:	162000
Relative Standard Error:	6.2
Correlation Coefficient:	0.991
Coefficient of Determination (Adjusted):	0.995

ID	Level	Concentration	Rel. Resp.	IS Amount	IS Response	RRF	Used
1	IC 410-303206/7	0.01	0.005354	0.25	78207.0	0.535438	Y
2	IC 410-303206/6	0.05	0.024833	0.25	79622.0	0.496659	Y
3	IC 410-303206/5	0.1	0.049366	0.25	88938.0	0.493659	Y
4	ICIS 410-303206/2	0.5	0.250796	0.25	89839.0	0.501592	Y
5	IC 410-303206/4	1.0	0.463014	0.25	79726.0	0.463014	Y
6	IC 410-303206/3	2.5	1.12376	0.25	70948.0	0.449504	Y

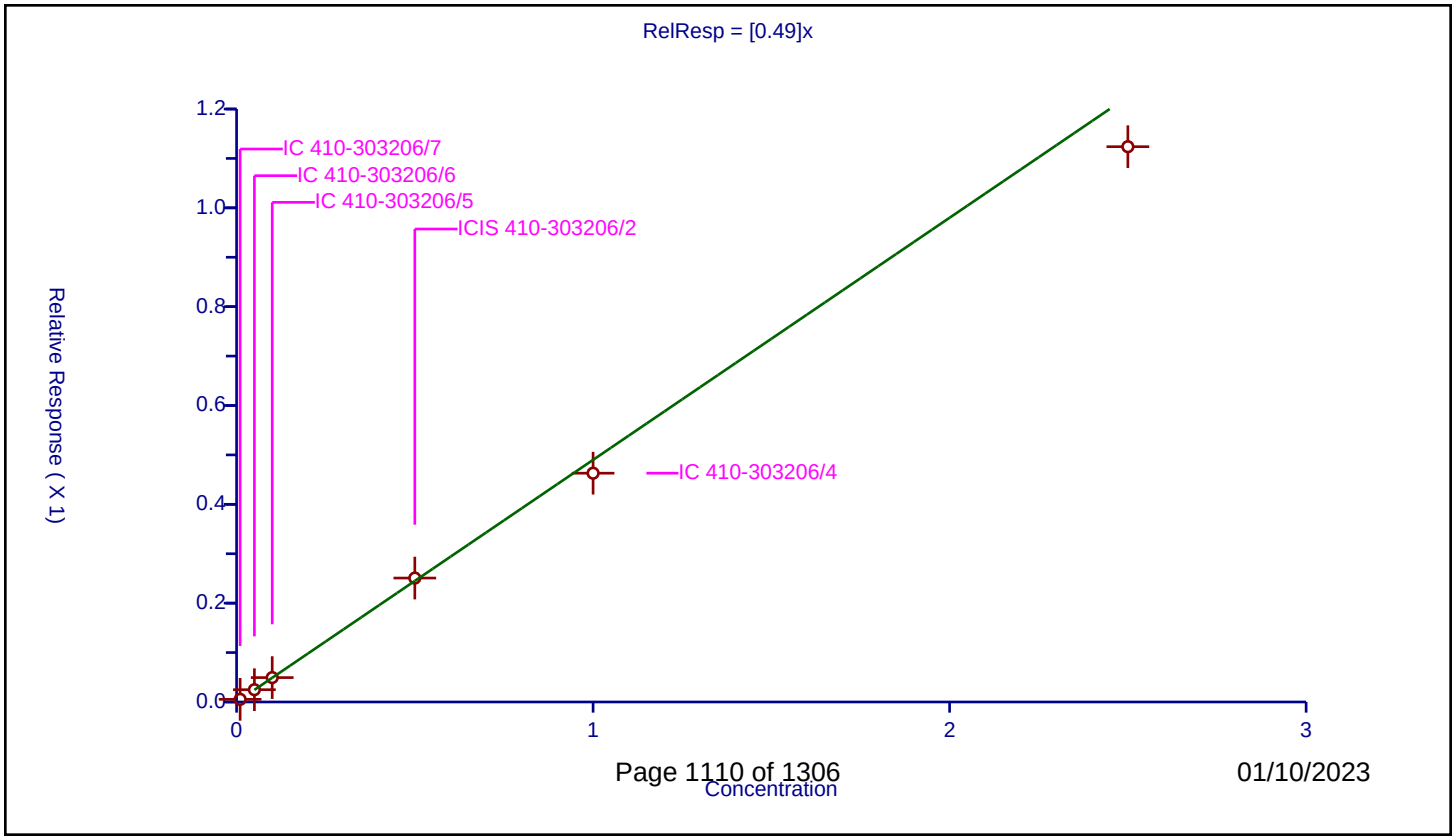

Calibration / Hexachlorobenzene

Curve Type:	Average
Weighting:	Conc_Sq
Origin:	Force
Dependency:	Response
Calib Mode:	ISTD
Response Base:	AREA
RF Rounding:	0

Curve Coefficients

Intercept:	0
Slope:	0.2716

Error Coefficients

Standard Error:	90900
Relative Standard Error:	7.5
Correlation Coefficient:	0.994
Coefficient of Determination (Adjusted):	0.993

ID	Level	Concentration	Rel. Resp.	IS Amount	IS Response	RRF	Used
1	IC 410-303206/7	0.01	0.003075	0.25	78207.0	0.307517	Y
2	IC 410-303206/6	0.05	0.013979	0.25	79622.0	0.279571	Y
3	IC 410-303206/5	0.1	0.02653	0.25	88938.0	0.265297	Y
4	ICIS 410-303206/2	0.5	0.135526	0.25	89839.0	0.271052	Y
5	IC 410-303206/4	1.0	0.252766	0.25	79726.0	0.252766	Y
6	IC 410-303206/3	2.5	0.633788	0.25	70948.0	0.253515	Y

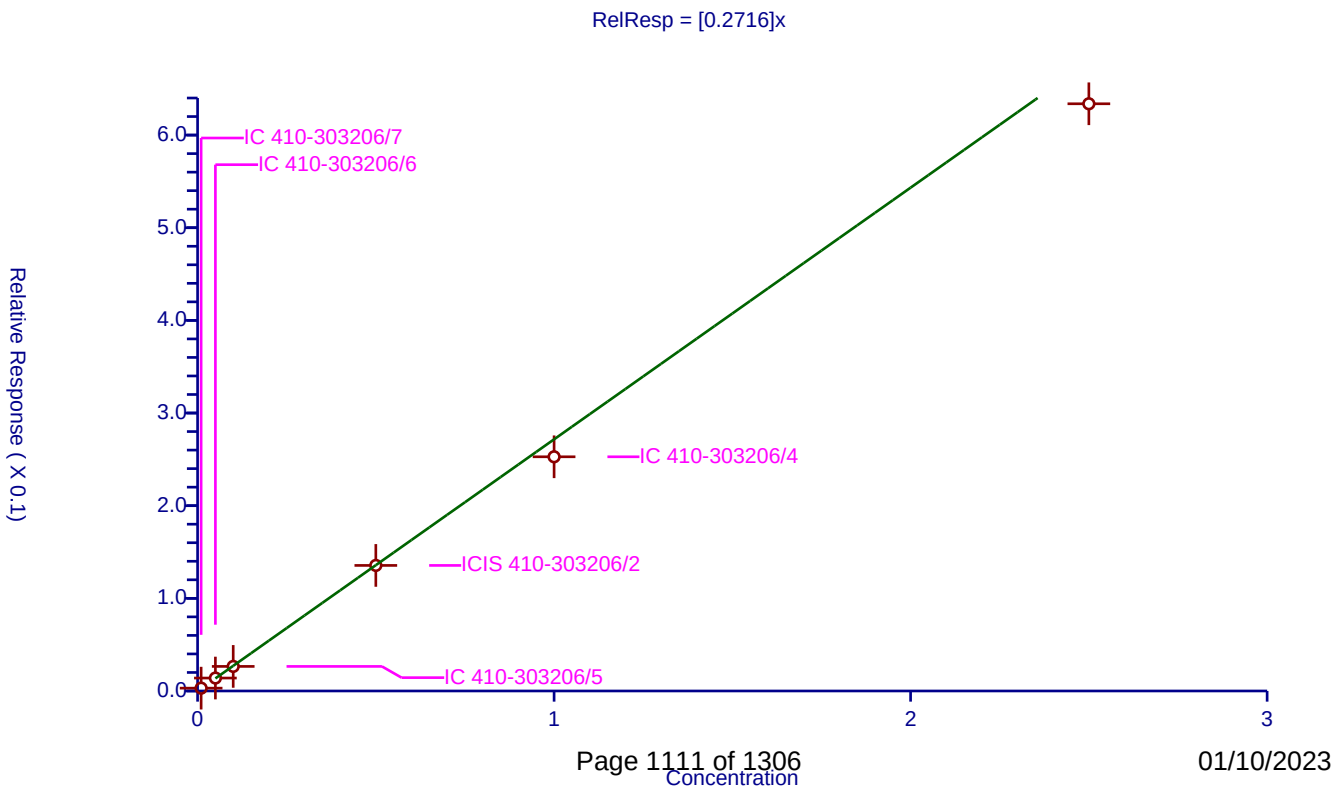

Calibration / Phenanthrene

Curve Type:	Average
Weighting:	Conc_Sq
Origin:	Force
Dependency:	Response
Calib Mode:	ISTD
Response Base:	AREA
RF Rounding:	0

Curve Coefficients

Intercept:	0
Slope:	1.185

Error Coefficients

Standard Error:	399000
Relative Standard Error:	5.8
Correlation Coefficient:	0.994
Coefficient of Determination (Adjusted):	0.996

ID	Level	Concentration	Rel. Resp.	IS Amount	IS Response	RRF	Used
1	IC 410-303206/7	0.01	0.012946	0.25	78207.0	1.294641	Y
2	IC 410-303206/6	0.05	0.059817	0.25	79622.0	1.19634	Y
3	IC 410-303206/5	0.1	0.120739	0.25	88938.0	1.207386	Y
4	ICIS 410-303206/2	0.5	0.592724	0.25	89839.0	1.185448	Y
5	IC 410-303206/4	1.0	1.109375	0.25	79726.0	1.109375	Y
6	IC 410-303206/3	2.5	2.785635	0.25	70948.0	1.114254	Y

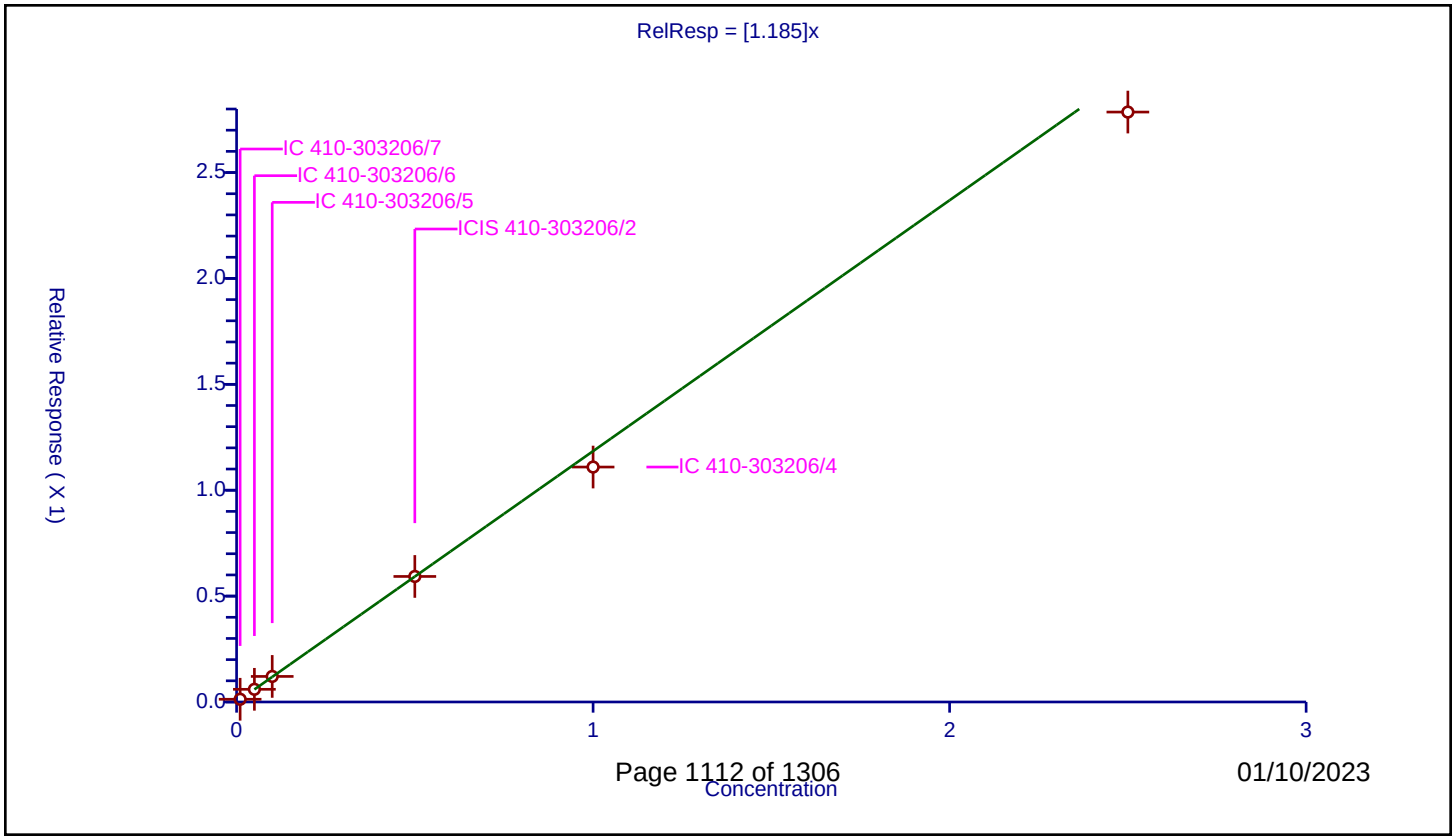

Calibration / Anthracene

Curve Type:	Average
Weighting:	Conc_Sq
Origin:	Force
Dependency:	Response
Calib Mode:	ISTD
Response Base:	AREA
RF Rounding:	0

Curve Coefficients

Intercept:	0
Slope:	1.097

Error Coefficients

Standard Error:	382000
Relative Standard Error:	3.4
Correlation Coefficient:	0.995
Coefficient of Determination (Adjusted):	0.999

ID	Level	Concentration	Rel. Resp.	IS Amount	IS Response	RRF	Used
1	IC 410-303206/7	0.01	0.01147	0.25	78207.0	1.146956	Y
2	IC 410-303206/6	0.05	0.055318	0.25	79622.0	1.106353	Y
3	IC 410-303206/5	0.1	0.110226	0.25	88938.0	1.102257	Y
4	ICIS 410-303206/2	0.5	0.558271	0.25	89839.0	1.116542	Y
5	IC 410-303206/4	1.0	1.040724	0.25	79726.0	1.040724	Y
6	IC 410-303206/3	2.5	2.675315	0.25	70948.0	1.070126	Y

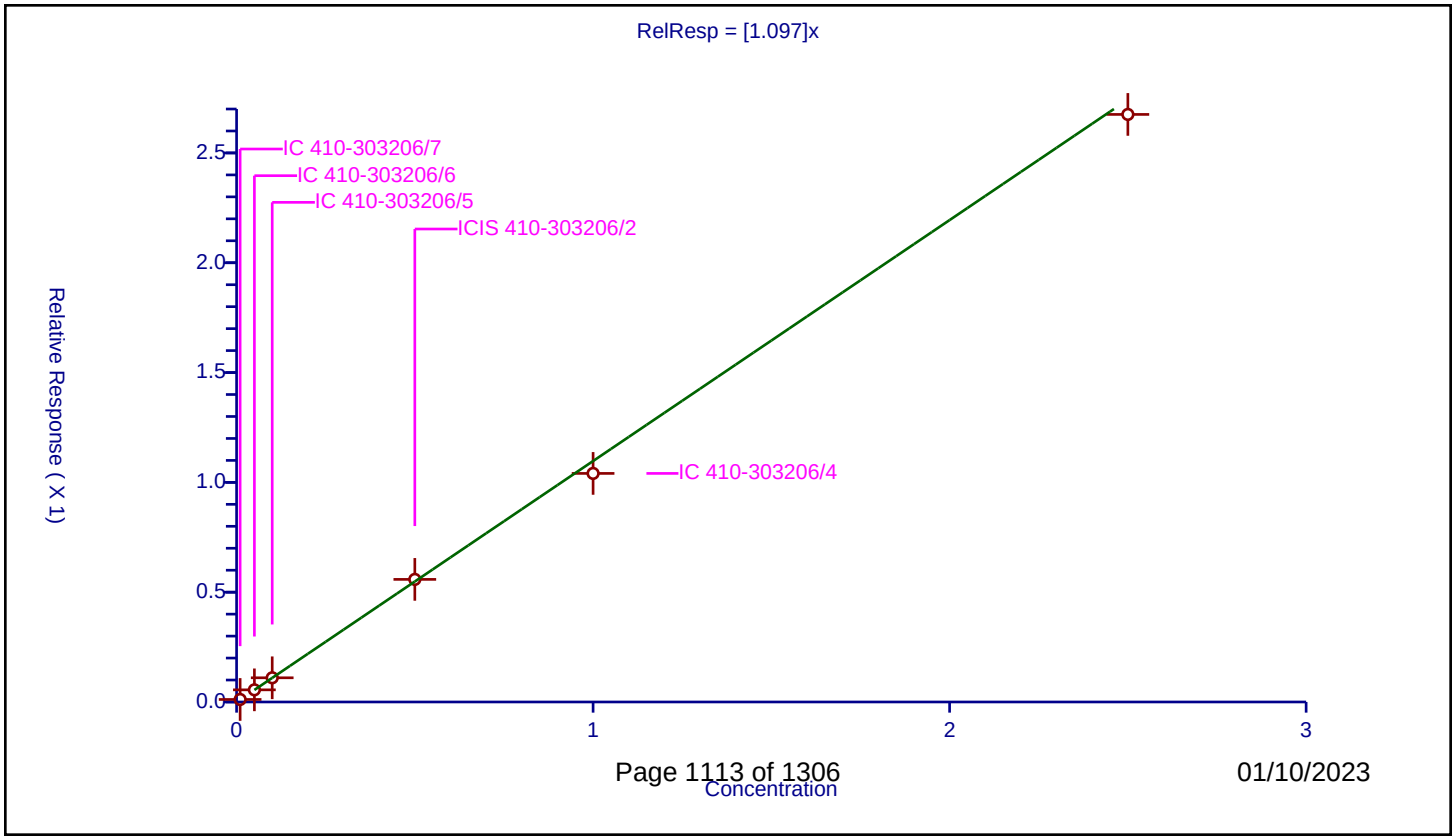

Calibration / Di-n-butyl phthalate

Curve Type:	Average
Weighting:	Conc_Sq
Origin:	Force
Dependency:	Response
Calib Mode:	ISTD
Response Base:	AREA
RF Rounding:	0

Curve Coefficients

Intercept:	0
Slope:	0.8678

Error Coefficients

Standard Error:	1340000
Relative Standard Error:	9.6
Correlation Coefficient:	0.991
Coefficient of Determination (Adjusted):	0.990

ID	Level	Concentration	Rel. Resp.	IS Amount	IS Response	RRF	Used
1	IC 410-303206/7	0.1	0.070214	0.25	78207.0	0.702143	Y
2	IC 410-303206/6	0.5	0.451763	0.25	79622.0	0.903525	Y
3	IC 410-303206/5	1.0	0.928287	0.25	88938.0	0.928287	Y
4	ICIS 410-303206/2	2.5	2.237235	0.25	89839.0	0.894894	Y
5	IC 410-303206/4	5.0	4.513289	0.25	79726.0	0.902658	Y
6	IC 410-303206/3	10.0	8.751279	0.25	70948.0	0.875128	Y

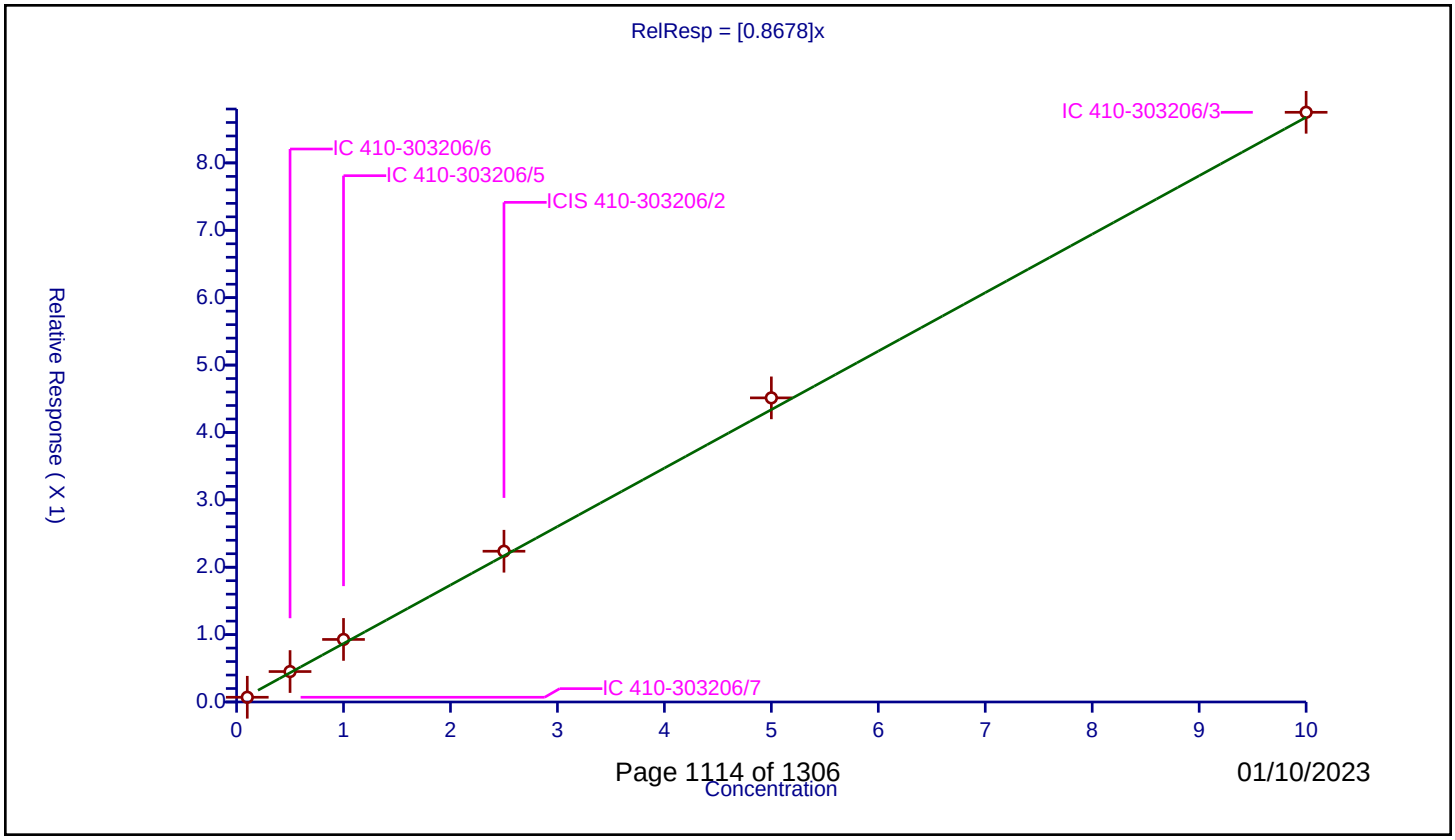

Calibration / Fluoranthene-d10 (Surr)

Curve Type:	Average
Weighting:	Conc_Sq
Origin:	Force
Dependency:	Response
Calib Mode:	ISTD
Response Base:	AREA
RF Rounding:	0

Curve Coefficients

Intercept:	0
Slope:	0.9114

Error Coefficients

Standard Error:	308000
Relative Standard Error:	4.7
Correlation Coefficient:	0.994
Coefficient of Determination (Adjusted):	0.997

ID	Level	Concentration	Rel. Resp.	IS Amount	IS Response	RRF	Used
1	IC 410-303206/7	0.01	0.00927	0.25	78207.0	0.927027	Y
2	IC 410-303206/6	0.05	0.047437	0.25	79622.0	0.948733	Y
3	IC 410-303206/5	0.1	0.095912	0.25	88938.0	0.959123	Y
4	ICIS 410-303206/2	0.5	0.456478	0.25	89839.0	0.912955	Y
5	IC 410-303206/4	1.0	0.862909	0.25	79726.0	0.862909	Y
6	IC 410-303206/3	2.5	2.14375	0.25	70948.0	0.8575	Y

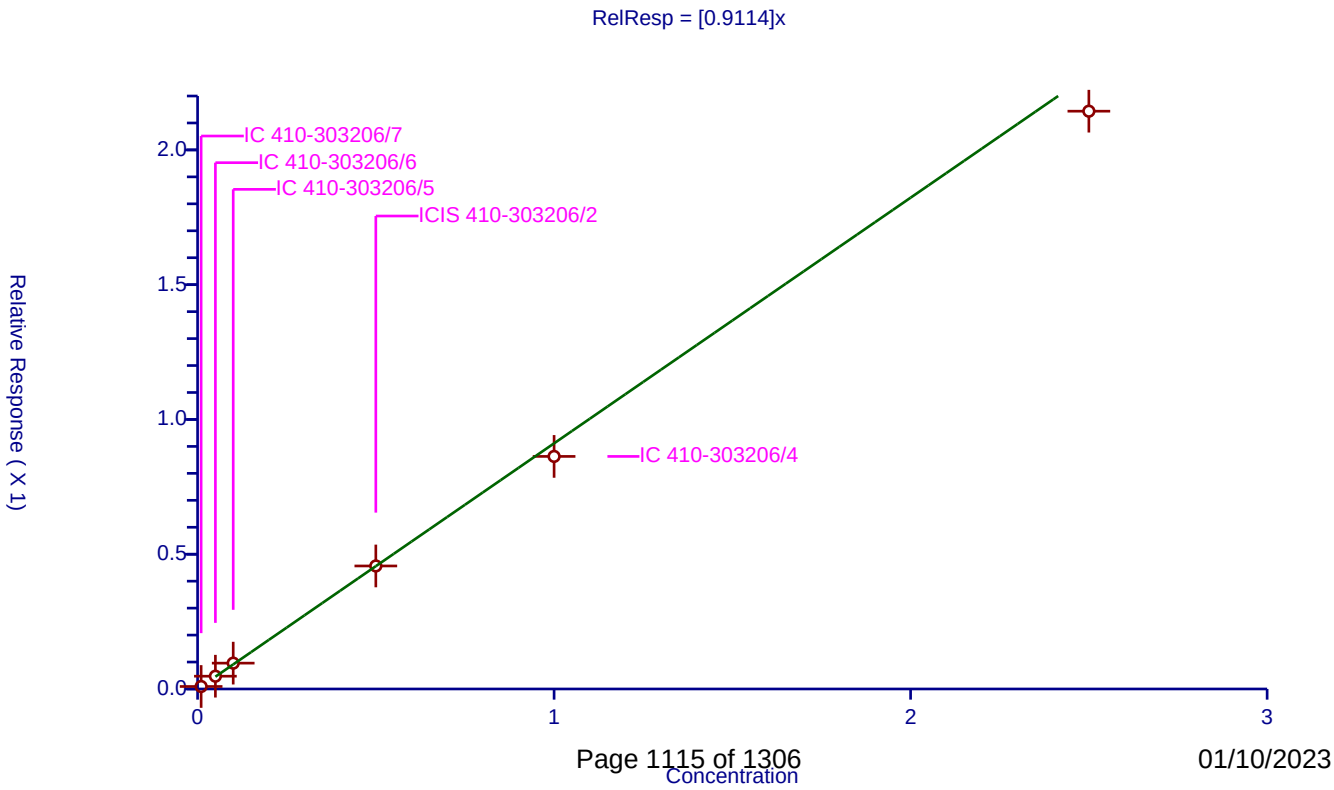

Calibration / Fluoranthene

Curve Type:	Average
Weighting:	Conc_Sq
Origin:	Force
Dependency:	Response
Calib Mode:	ISTD
Response Base:	AREA
RF Rounding:	0

Curve Coefficients

Intercept:	0
Slope:	1.097

Error Coefficients

Standard Error:	368000
Relative Standard Error:	5.1
Correlation Coefficient:	0.993
Coefficient of Determination (Adjusted):	0.997

ID	Level	Concentration	Rel. Resp.	IS Amount	IS Response	RRF	Used
1	IC 410-303206/7	0.01	0.011543	0.25	78207.0	1.154308	Y
2	IC 410-303206/6	0.05	0.055606	0.25	79622.0	1.11213	Y
3	IC 410-303206/5	0.1	0.115623	0.25	88938.0	1.156227	Y
4	ICIS 410-303206/2	0.5	0.546909	0.25	89839.0	1.093818	Y
5	IC 410-303206/4	1.0	1.041329	0.25	79726.0	1.041329	Y
6	IC 410-303206/3	2.5	2.557852	0.25	70948.0	1.023141	Y

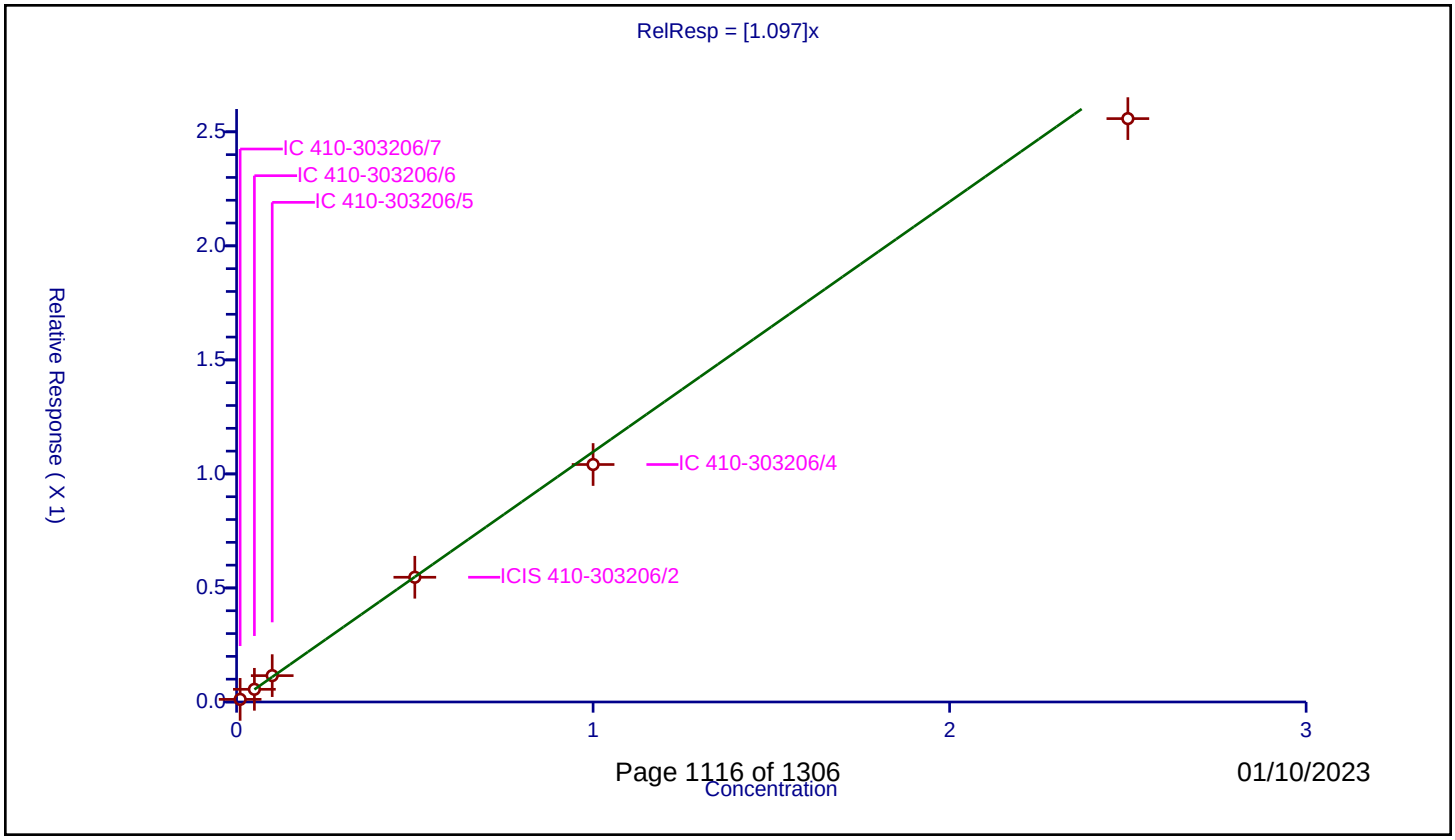

Calibration / Pyrene

Curve Type:	Average
Weighting:	Conc_Sq
Origin:	Force
Dependency:	Response
Calib Mode:	ISTD
Response Base:	AREA
RF Rounding:	0

Curve Coefficients

Intercept:	0
Slope:	1.867

Error Coefficients

Standard Error:	392000
Relative Standard Error:	7.6
Correlation Coefficient:	0.995
Coefficient of Determination (Adjusted):	0.993

ID	Level	Concentration	Rel. Resp.	IS Amount	IS Response	RRF	Used
1	IC 410-303206/7	0.01	0.020951	0.25	42873.0	2.095141	Y
2	IC 410-303206/6	0.05	0.095202	0.25	47483.0	1.90405	Y
3	IC 410-303206/5	0.1	0.186176	0.25	55755.0	1.861761	Y
4	ICIS 410-303206/2	0.5	0.952487	0.25	53880.0	1.904974	Y
5	IC 410-303206/4	1.0	1.699217	0.25	51154.0	1.699217	Y
6	IC 410-303206/3	2.5	4.344719	0.25	44685.0	1.737887	Y

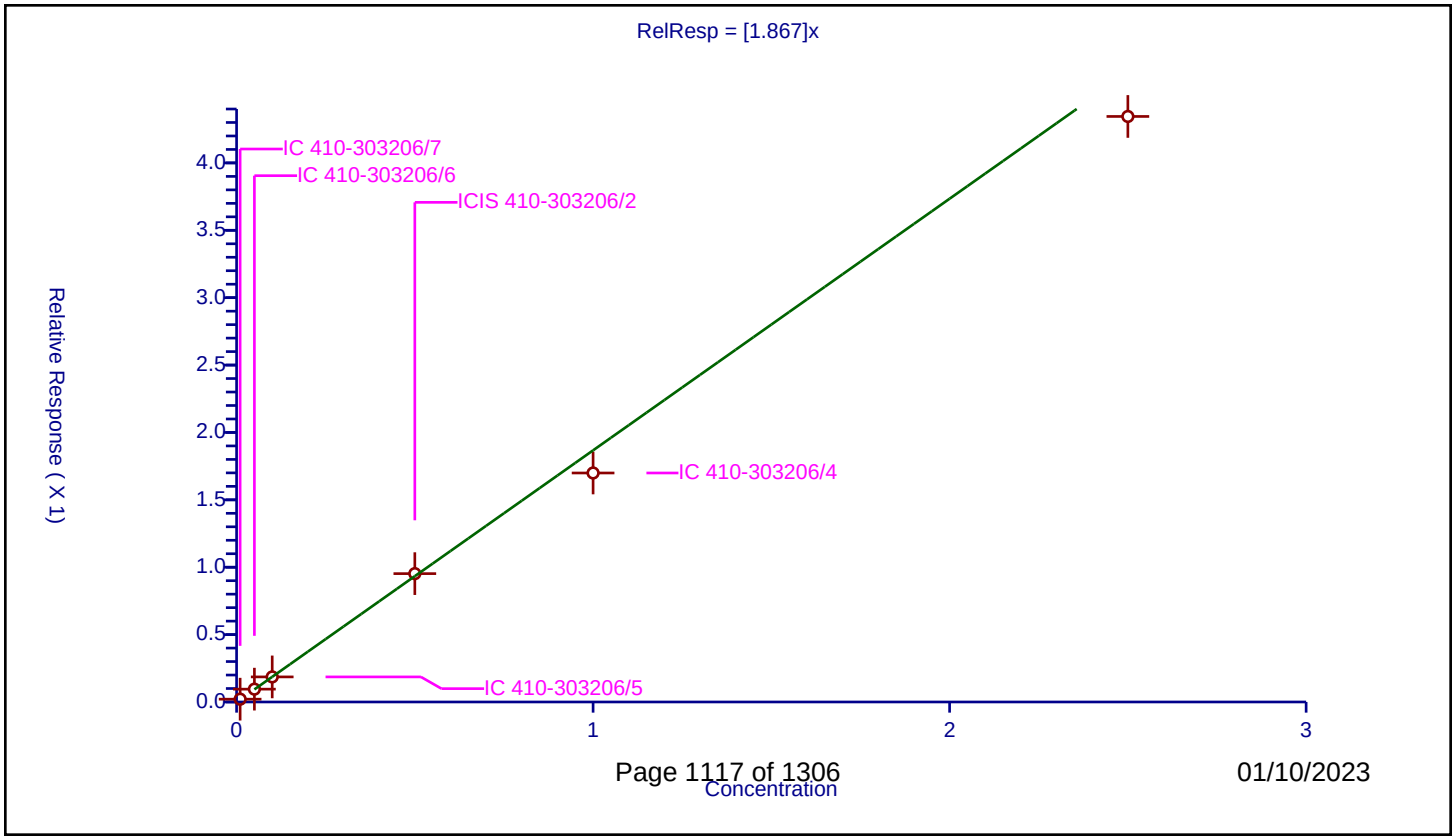

Calibration / Butyl benzyl phthalate

Curve Type:	Average
Weighting:	Conc_Sq
Origin:	Force
Dependency:	Response
Calib Mode:	ISTD
Response Base:	AREA
RF Rounding:	0

Curve Coefficients

Intercept:	0
Slope:	0.4763

Error Coefficients

Standard Error:	515000
Relative Standard Error:	14.9
Correlation Coefficient:	0.995
Coefficient of Determination (Adjusted):	0.978

ID	Level	Concentration	Rel. Resp.	IS Amount	IS Response	RRF	Used
1	IC 410-303206/7	0.1	0.035407	0.25	42873.0	0.354069	Y
2	IC 410-303206/6	0.5	0.219821	0.25	47483.0	0.439642	Y
3	IC 410-303206/5	1.0	0.474083	0.25	55755.0	0.474083	Y
4	ICIS 410-303206/2	2.5	1.289723	0.25	53880.0	0.515889	Y
5	IC 410-303206/4	5.0	2.65751	0.25	51154.0	0.531502	Y
6	IC 410-303206/3	10.0	5.423185	0.25	44685.0	0.542318	Y

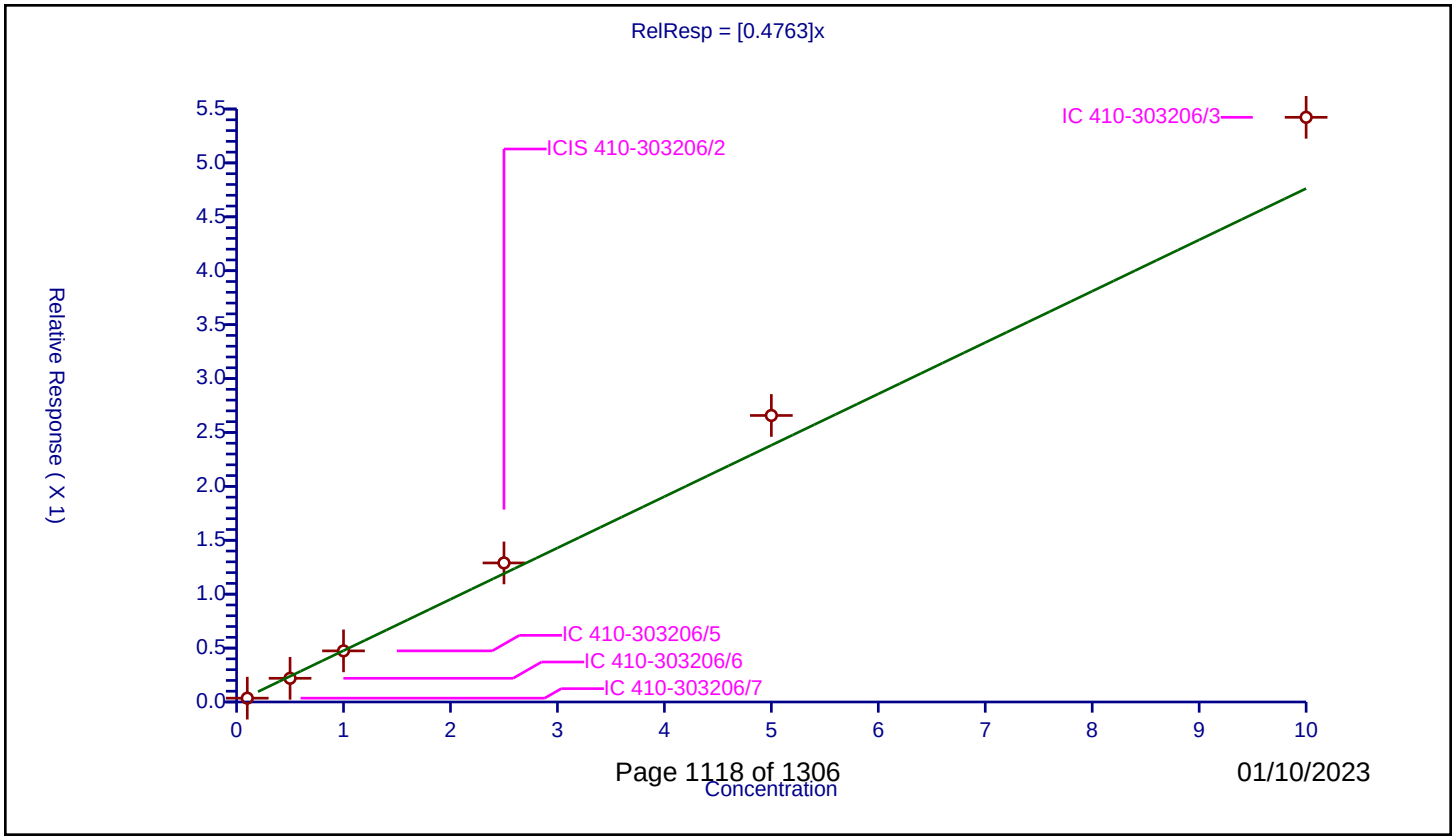

Calibration / Benzo[a]anthracene

Curve Type:	Average
Weighting:	Conc_Sq
Origin:	Force
Dependency:	Response
Calib Mode:	ISTD
Response Base:	AREA
RF Rounding:	0

Curve Coefficients

Intercept:	0
Slope:	1.361

Error Coefficients

Standard Error:	305000
Relative Standard Error:	4.0
Correlation Coefficient:	0.997
Coefficient of Determination (Adjusted):	0.998

ID	Level	Concentration	Rel. Resp.	IS Amount	IS Response	RRF	Used
1	IC 410-303206/7	0.01	0.014467	0.25	42873.0	1.446715	Y
2	IC 410-303206/6	0.05	0.065903	0.25	47483.0	1.318051	Y
3	IC 410-303206/5	0.1	0.133975	0.25	55755.0	1.339745	Y
4	ICIS 410-303206/2	0.5	0.698831	0.25	53880.0	1.397661	Y
5	IC 410-303206/4	1.0	1.301433	0.25	51154.0	1.301433	Y
6	IC 410-303206/3	2.5	3.410792	0.25	44685.0	1.364317	Y

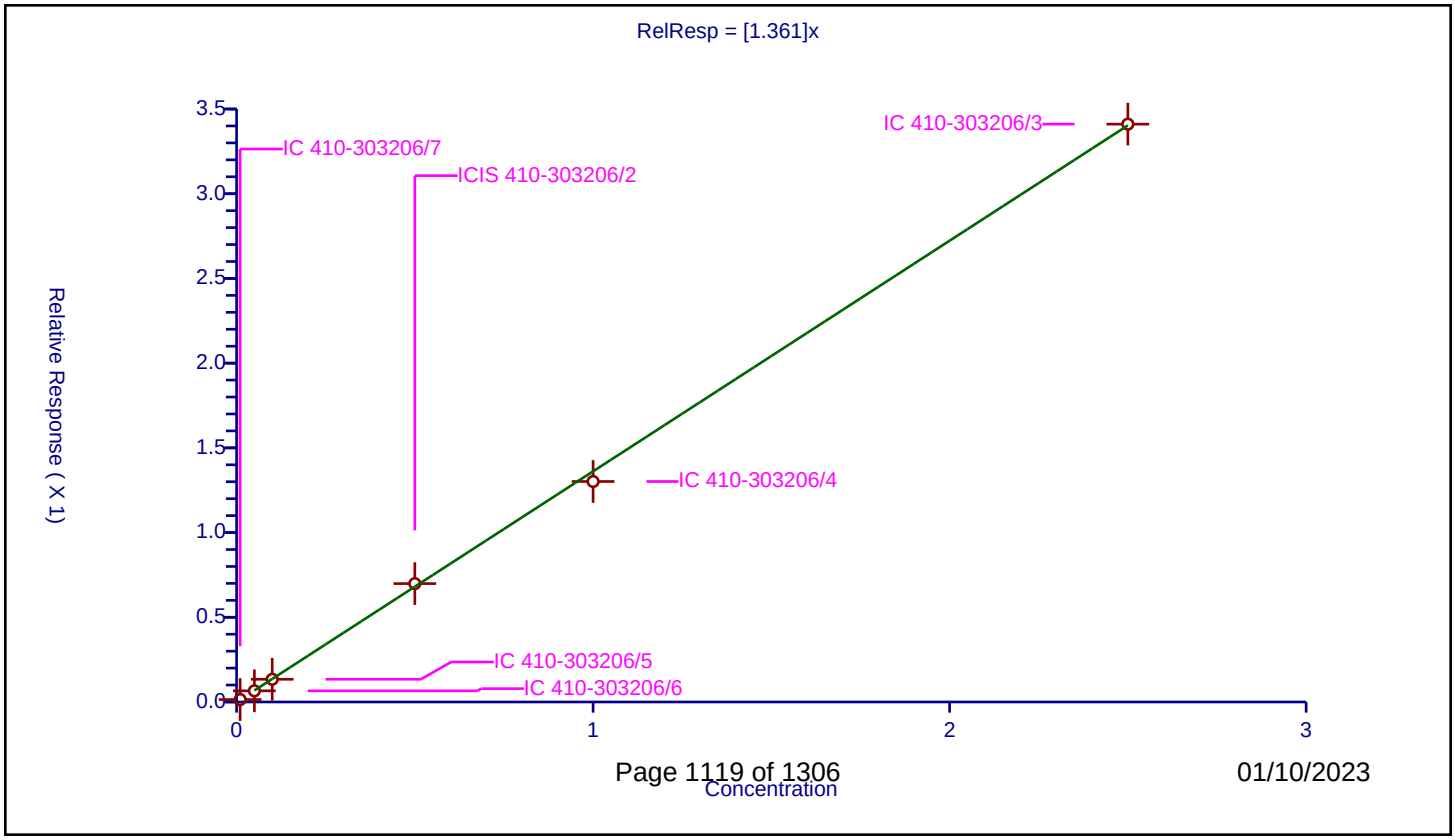

Calibration / Chrysene

Curve Type:	Average
Weighting:	Conc_Sq
Origin:	Force
Dependency:	Response
Calib Mode:	ISTD
Response Base:	AREA
RF Rounding:	0

Curve Coefficients

Intercept:	0
Slope:	1.416

Error Coefficients

Standard Error:	311000
Relative Standard Error:	4.0
Correlation Coefficient:	0.996
Coefficient of Determination (Adjusted):	0.998

ID	Level	Concentration	Rel. Resp.	IS Amount	IS Response	RRF	Used
1	IC 410-303206/7	0.01	0.015237	0.25	42873.0	1.523686	Y
2	IC 410-303206/6	0.05	0.069962	0.25	47483.0	1.399238	Y
3	IC 410-303206/5	0.1	0.140333	0.25	55755.0	1.403327	Y
4	ICIS 410-303206/2	0.5	0.712778	0.25	53880.0	1.425557	Y
5	IC 410-303206/4	1.0	1.365524	0.25	51154.0	1.365524	Y
6	IC 410-303206/3	2.5	3.449849	0.25	44685.0	1.37994	Y

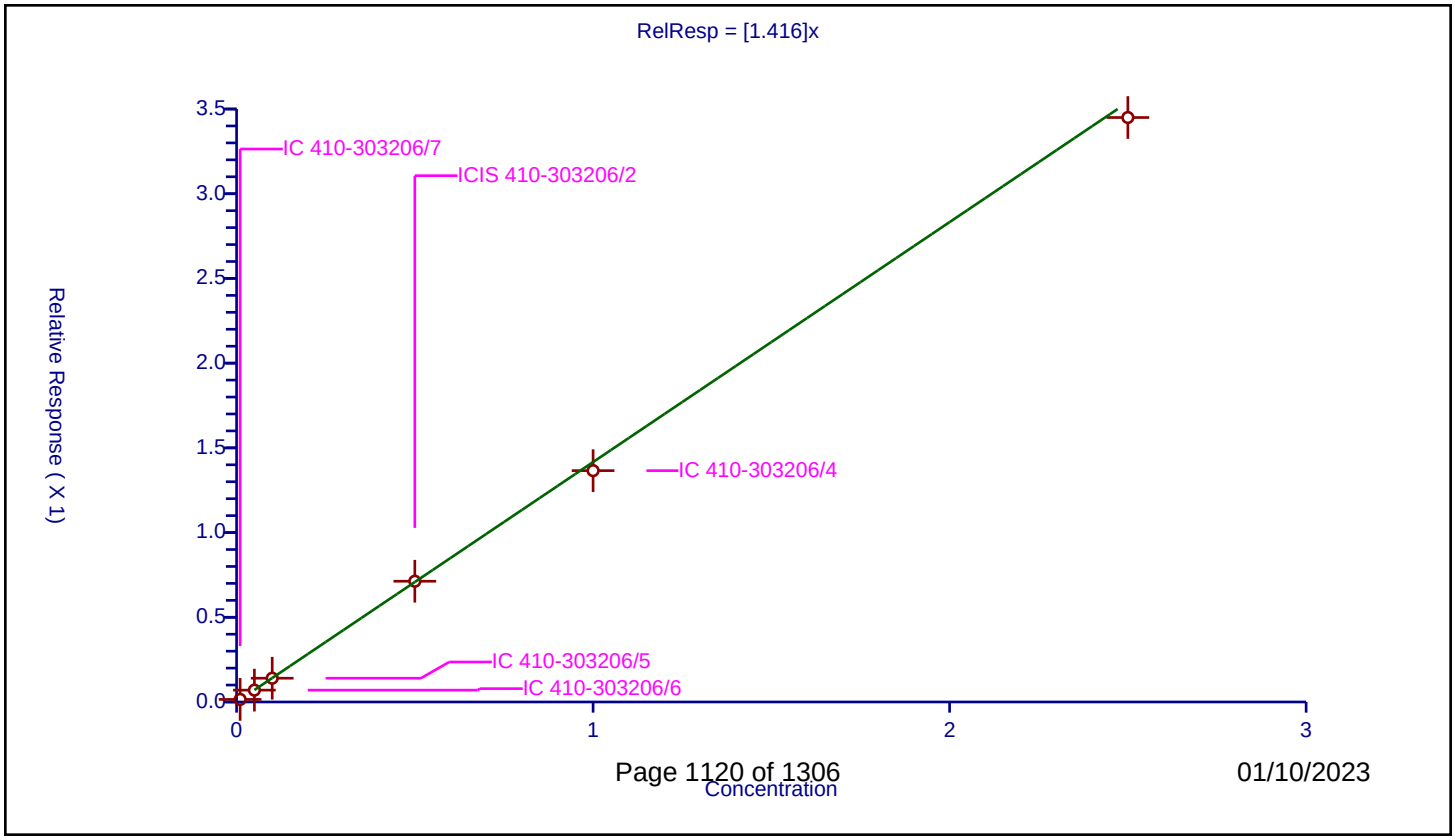

Calibration / Bis(2-ethylhexyl) phthalate

Curve Type:	Average
Weighting:	Conc_Sq
Origin:	Force
Dependency:	Response
Calib Mode:	ISTD
Response Base:	AREA
RF Rounding:	0

Curve Coefficients

Intercept:	0
Slope:	0.5651

Error Coefficients

Standard Error:	635000
Relative Standard Error:	17.0
Correlation Coefficient:	0.998
Coefficient of Determination (Adjusted):	0.971

ID	Level	Concentration	Rel. Resp.	IS Amount	IS Response	RRF	Used
1	IC 410-303206/7	0.1	0.041162	0.25	42873.0	0.411623	Y
2	IC 410-303206/6	0.5	0.252912	0.25	47483.0	0.505823	Y
3	IC 410-303206/5	1.0	0.560093	0.25	55755.0	0.560093	Y
4	ICIS 410-303206/2	2.5	1.504993	0.25	53880.0	0.601997	Y
5	IC 410-303206/4	5.0	3.162866	0.25	51154.0	0.632573	Y
6	IC 410-303206/3	10.0	6.786528	0.25	44685.0	0.678653	Y

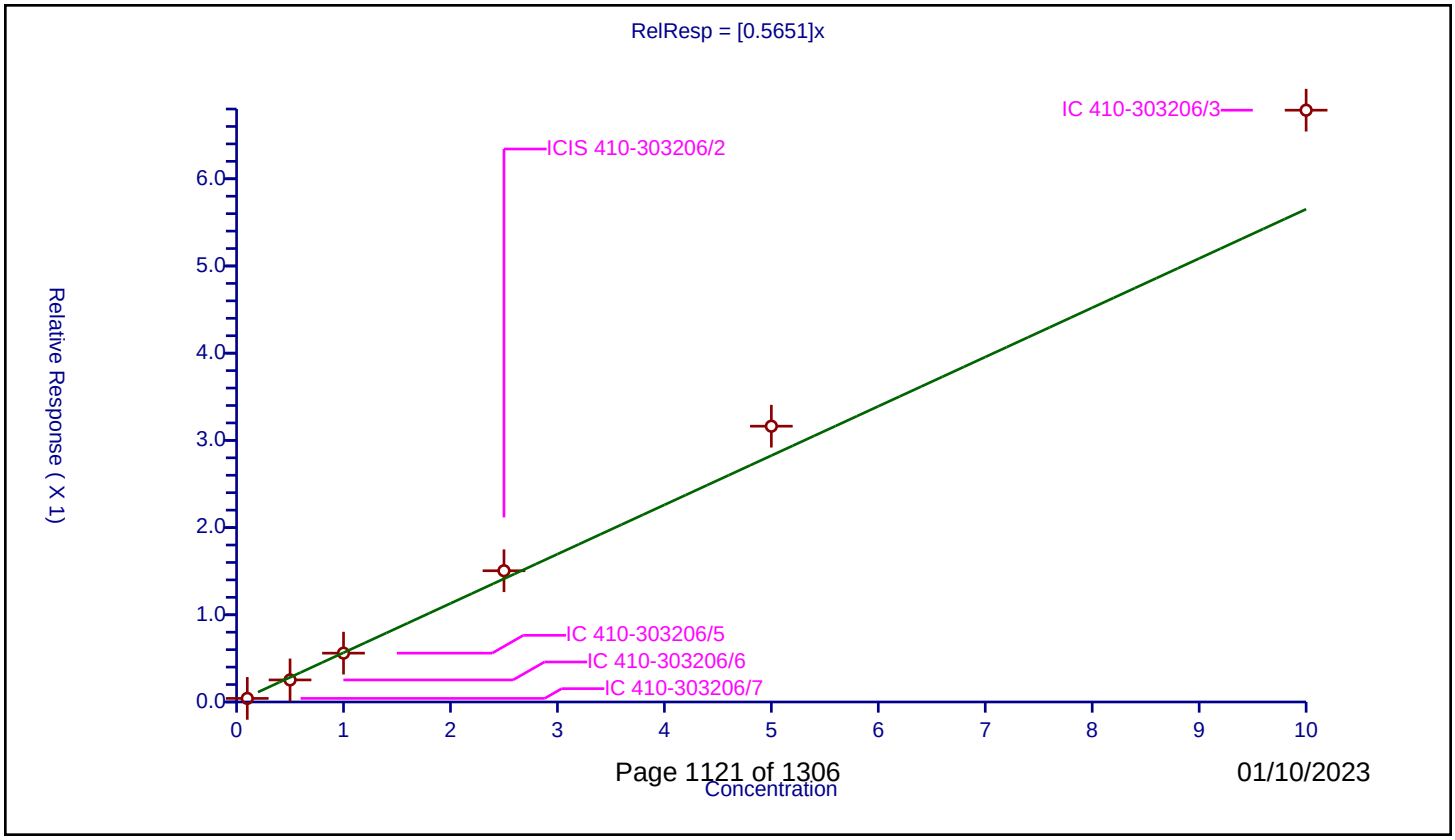

Calibration / Di-n-octyl phthalate

Curve Type:	Average
Weighting:	Conc_Sq
Origin:	Force
Dependency:	Response
Calib Mode:	ISTD
Response Base:	AREA
RF Rounding:	0

Curve Coefficients

Intercept:	0
Slope:	0.992

Error Coefficients

Standard Error:	1010000
Relative Standard Error:	15.8
Correlation Coefficient:	0.999
Coefficient of Determination (Adjusted):	0.975

ID	Level	Concentration	Rel. Resp.	IS Amount	IS Response	RRF	Used
1	IC 410-303206/7	0.1	0.070368	0.25	35794.0	0.703679	Y
2	IC 410-303206/6	0.5	0.459999	0.25	38743.0	0.919998	Y
3	IC 410-303206/5	1.0	1.04148	0.25	44708.0	1.04148	Y
4	ICIS 410-303206/2	2.5	2.751426	0.25	47679.0	1.10057	Y
5	IC 410-303206/4	5.0	5.538324	0.25	45579.0	1.107665	Y
6	IC 410-303206/3	10.0	10.784672	0.25	45015.0	1.078467	Y

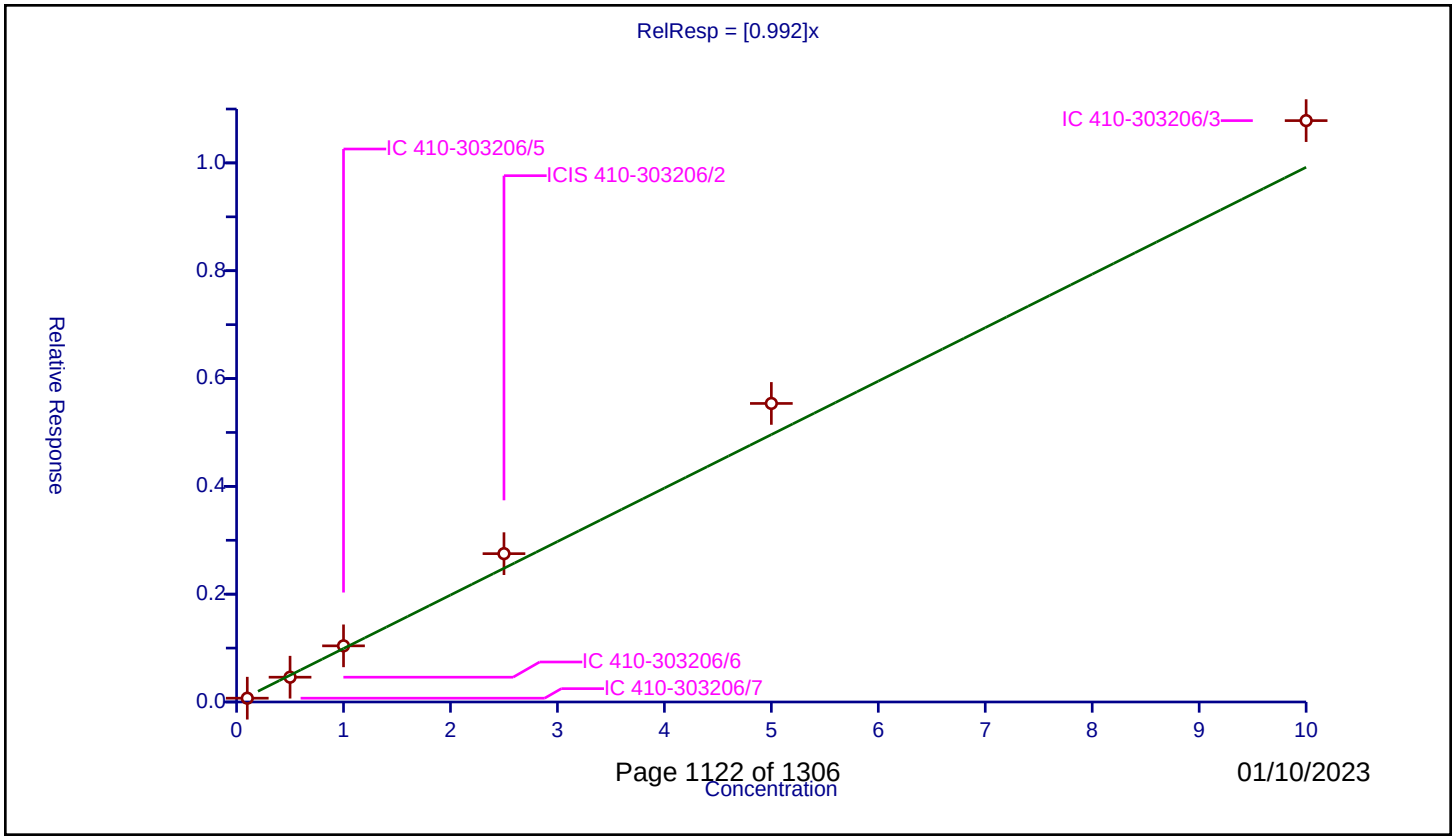

Calibration / Benzo[b]fluoranthene

Curve Type:	Average
Weighting:	Conc_Sq
Origin:	Force
Dependency:	Response
Calib Mode:	ISTD
Response Base:	AREA
RF Rounding:	0

Curve Coefficients

Intercept:	0
Slope:	1.443

Error Coefficients

Standard Error:	298000
Relative Standard Error:	5.3
Correlation Coefficient:	0.999
Coefficient of Determination (Adjusted):	0.997

ID	Level	Concentration	Rel. Resp.	IS Amount	IS Response	RRF	Used
1	IC 410-303206/7	0.01	0.015296	0.25	35794.0	1.529586	Y
2	IC 410-303206/6	0.05	0.073646	0.25	38743.0	1.472911	Y
3	IC 410-303206/5	0.1	0.148413	0.25	44708.0	1.48413	Y
4	ICIS 410-303206/2	0.5	0.736551	0.25	47679.0	1.473101	Y
5	IC 410-303206/4	1.0	1.358246	0.25	45579.0	1.358246	Y
6	IC 410-303206/3	2.5	3.343208	0.25	45015.0	1.337283	Y

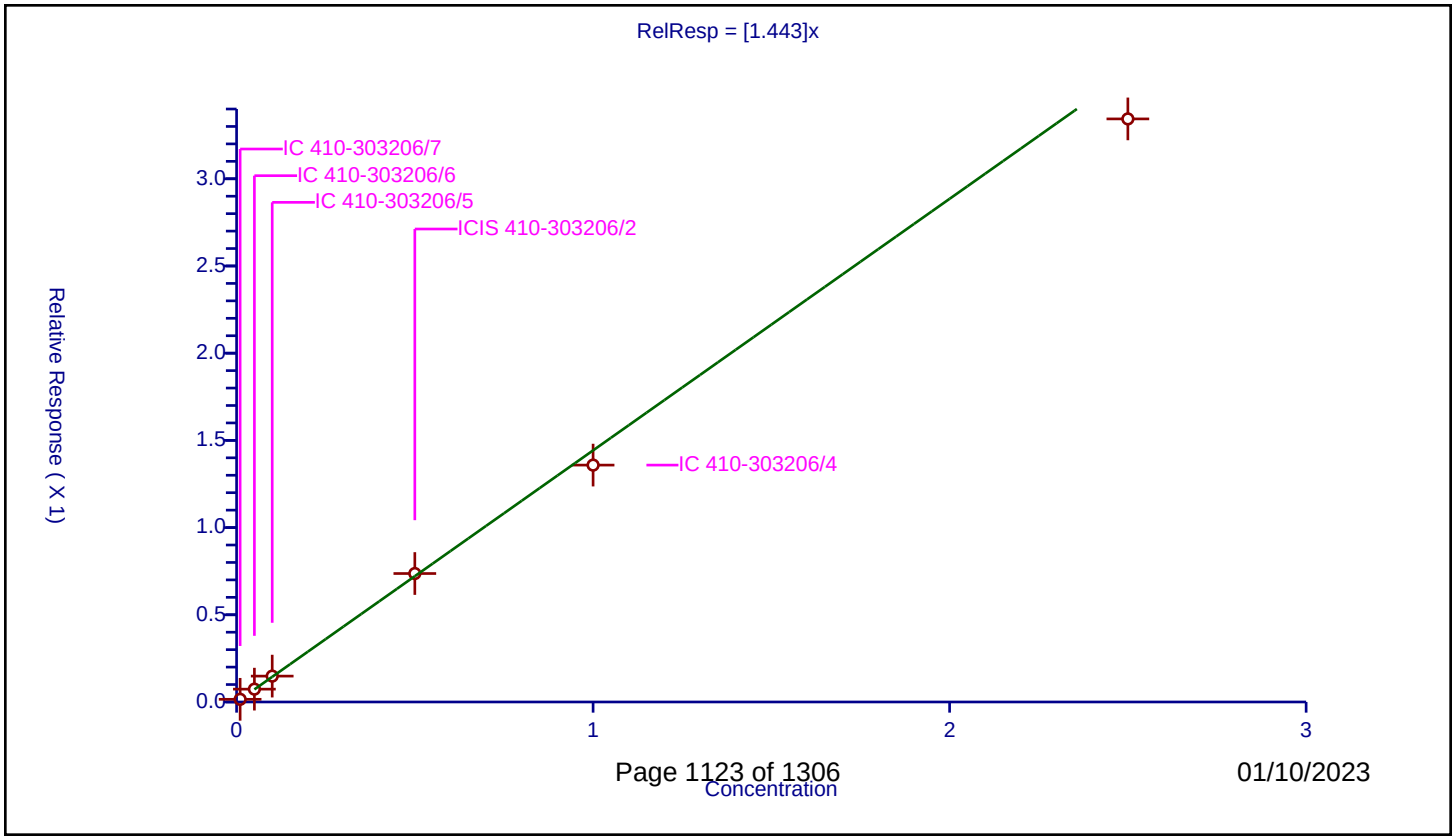

Calibration / Benzo[k]fluoranthene

Curve Type:	Average
Weighting:	Conc_Sq
Origin:	Force
Dependency:	Response
Calib Mode:	ISTD
Response Base:	AREA
RF Rounding:	0

Curve Coefficients

Intercept:	0
Slope:	1.586

Error Coefficients

Standard Error:	304000
Relative Standard Error:	9.4
Correlation Coefficient:	0.995
Coefficient of Determination (Adjusted):	0.989

ID	Level	Concentration	Rel. Resp.	IS Amount	IS Response	RRF	Used
1	IC 410-303206/7	0.01	0.017747	0.25	35794.0	1.774739	Y
2	IC 410-303206/6	0.05	0.081331	0.25	38743.0	1.626616	Y
3	IC 410-303206/5	0.1	0.167571	0.25	44708.0	1.675707	Y
4	ICIS 410-303206/2	0.5	0.796121	0.25	47679.0	1.592242	Y
5	IC 410-303206/4	1.0	1.506066	0.25	45579.0	1.506066	Y
6	IC 410-303206/3	2.5	3.350133	0.25	45015.0	1.340053	Y

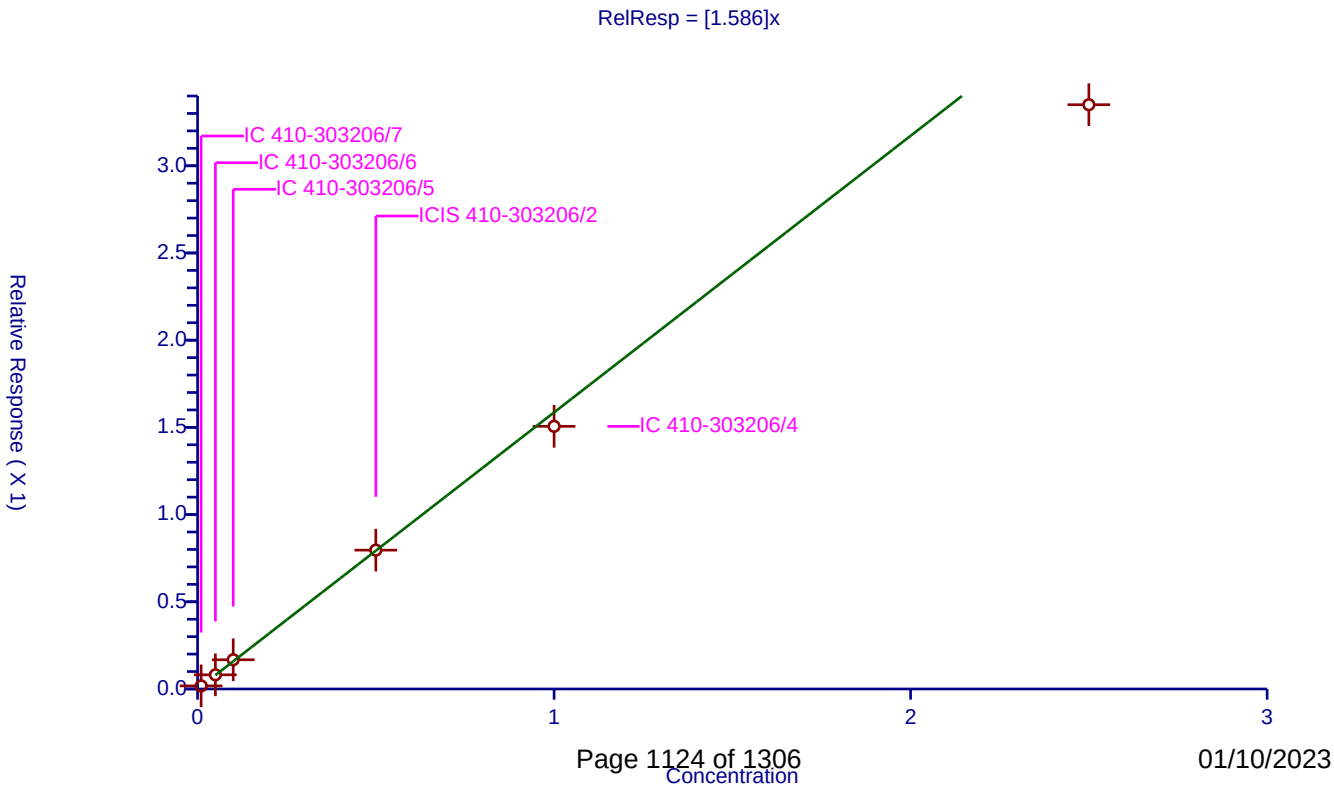

Calibration / Benzo[e]pyrene

Curve Type:	Average
Weighting:	Conc_Sq
Origin:	Force
Dependency:	Response
Calib Mode:	ISTD
Response Base:	AREA
RF Rounding:	0

Curve Coefficients

Intercept:	0
Slope:	1.415

Error Coefficients

Standard Error:	283000
Relative Standard Error:	7.2
Correlation Coefficient:	0.998
Coefficient of Determination (Adjusted):	0.994

ID	Level	Concentration	Rel. Resp.	IS Amount	IS Response	RRF	Used
1	IC 410-303206/7	0.01	0.015289	0.25	35794.0	1.528888	Y
2	IC 410-303206/6	0.05	0.073052	0.25	38743.0	1.461038	Y
3	IC 410-303206/5	0.1	0.148312	0.25	44708.0	1.483124	Y
4	ICIS 410-303206/2	0.5	0.715242	0.25	47679.0	1.430483	Y
5	IC 410-303206/4	1.0	1.321892	0.25	45579.0	1.321892	Y
6	IC 410-303206/3	2.5	3.154493	0.25	45015.0	1.261797	Y

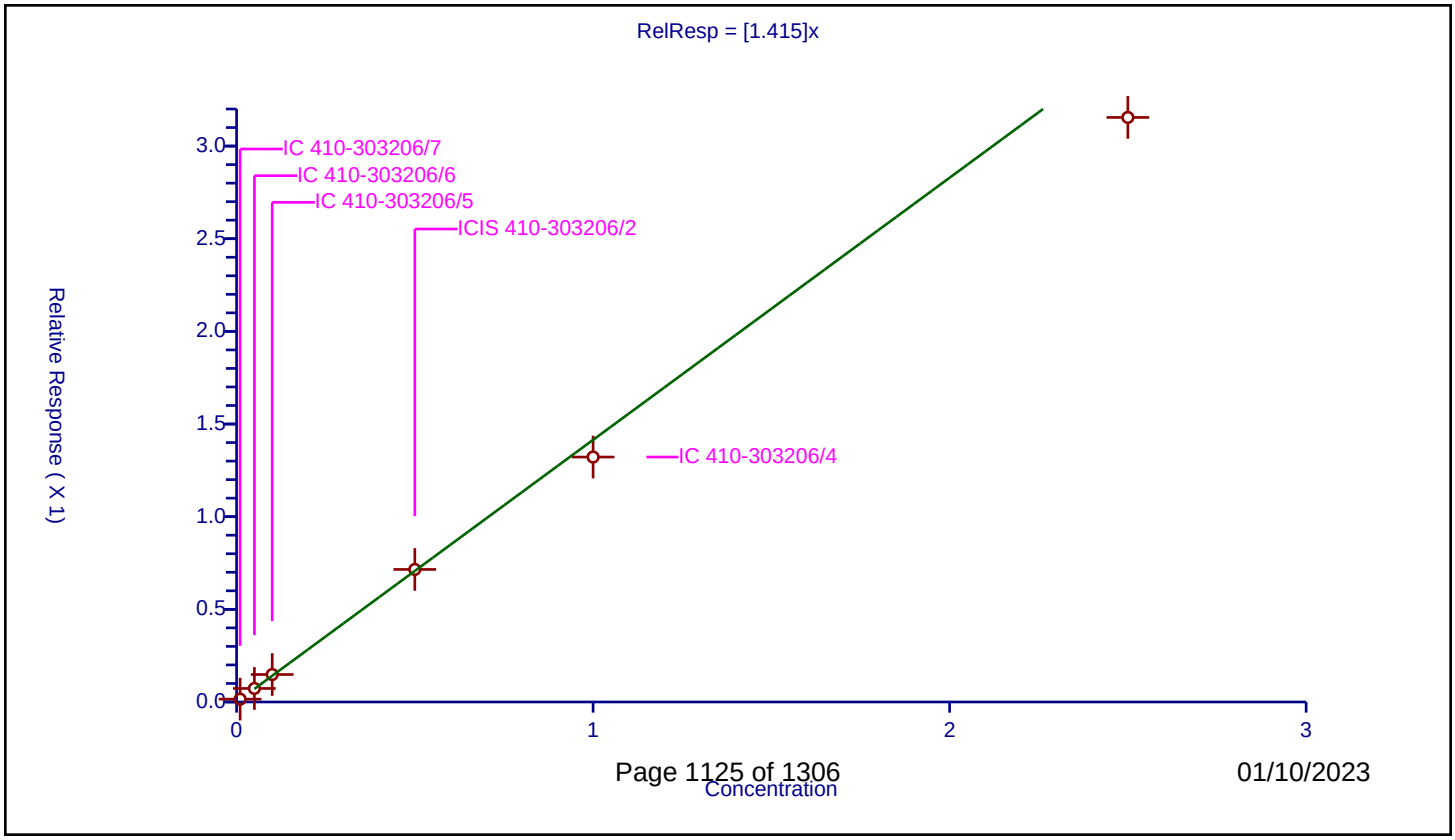

Calibration / Benzo(a)pyrene-d12 (Surr)

Curve Type:	Average
Weighting:	Conc_Sq
Origin:	Force
Dependency:	Response
Calib Mode:	ISTD
Response Base:	AREA
RF Rounding:	0

Curve Coefficients

Intercept:	0
Slope:	0.9598

Error Coefficients

Standard Error:	204000
Relative Standard Error:	3.4
Correlation Coefficient:	0.999
Coefficient of Determination (Adjusted):	0.999

ID	Level	Concentration	Rel. Resp.	IS Amount	IS Response	RRF	Used
1	IC 410-303206/7	0.01	0.009548	0.25	35794.0	0.954769	Y
2	IC 410-303206/6	0.05	0.049196	0.25	38743.0	0.98392	Y
3	IC 410-303206/5	0.1	0.097717	0.25	44708.0	0.977174	Y
4	ICIS 410-303206/2	0.5	0.498852	0.25	47679.0	0.997703	Y
5	IC 410-303206/4	1.0	0.932814	0.25	45579.0	0.932814	Y
6	IC 410-303206/3	2.5	2.28139	0.25	45015.0	0.912556	Y

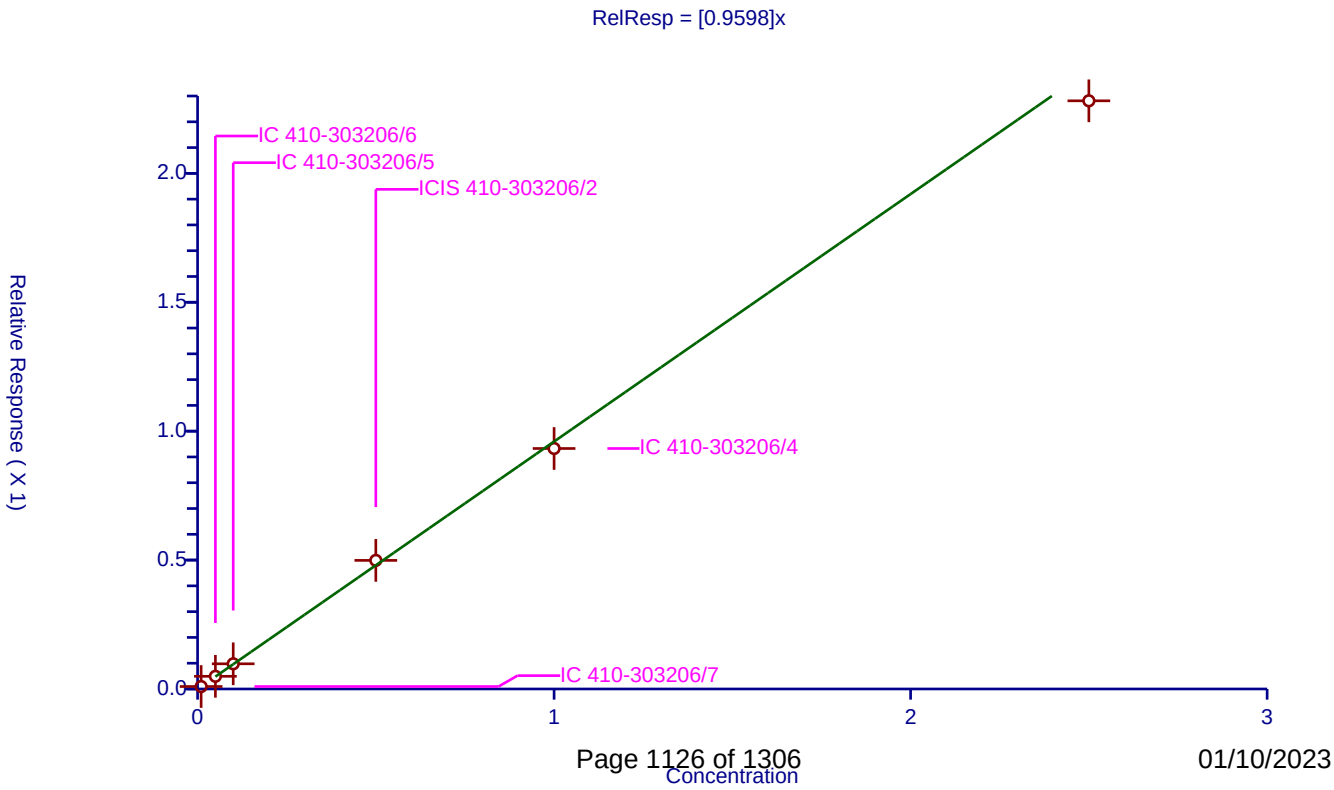

Calibration / Benzo[a]pyrene

Curve Type:	Average
Weighting:	Conc_Sq
Origin:	Force
Dependency:	Response
Calib Mode:	ISTD
Response Base:	AREA
RF Rounding:	0

Curve Coefficients

Intercept:	0
Slope:	1.293

Error Coefficients

Standard Error:	272000
Relative Standard Error:	3.5
Correlation Coefficient:	0.999
Coefficient of Determination (Adjusted):	0.999

ID	Level	Concentration	Rel. Resp.	IS Amount	IS Response	RRF	Used
1	IC 410-303206/7	0.01	0.013215	0.25	35794.0	1.321451	Y
2	IC 410-303206/6	0.05	0.064702	0.25	38743.0	1.29404	Y
3	IC 410-303206/5	0.1	0.133254	0.25	44708.0	1.332536	Y
4	ICIS 410-303206/2	0.5	0.661628	0.25	47679.0	1.323256	Y
5	IC 410-303206/4	1.0	1.269932	0.25	45579.0	1.269932	Y
6	IC 410-303206/3	2.5	3.035455	0.25	45015.0	1.214182	Y

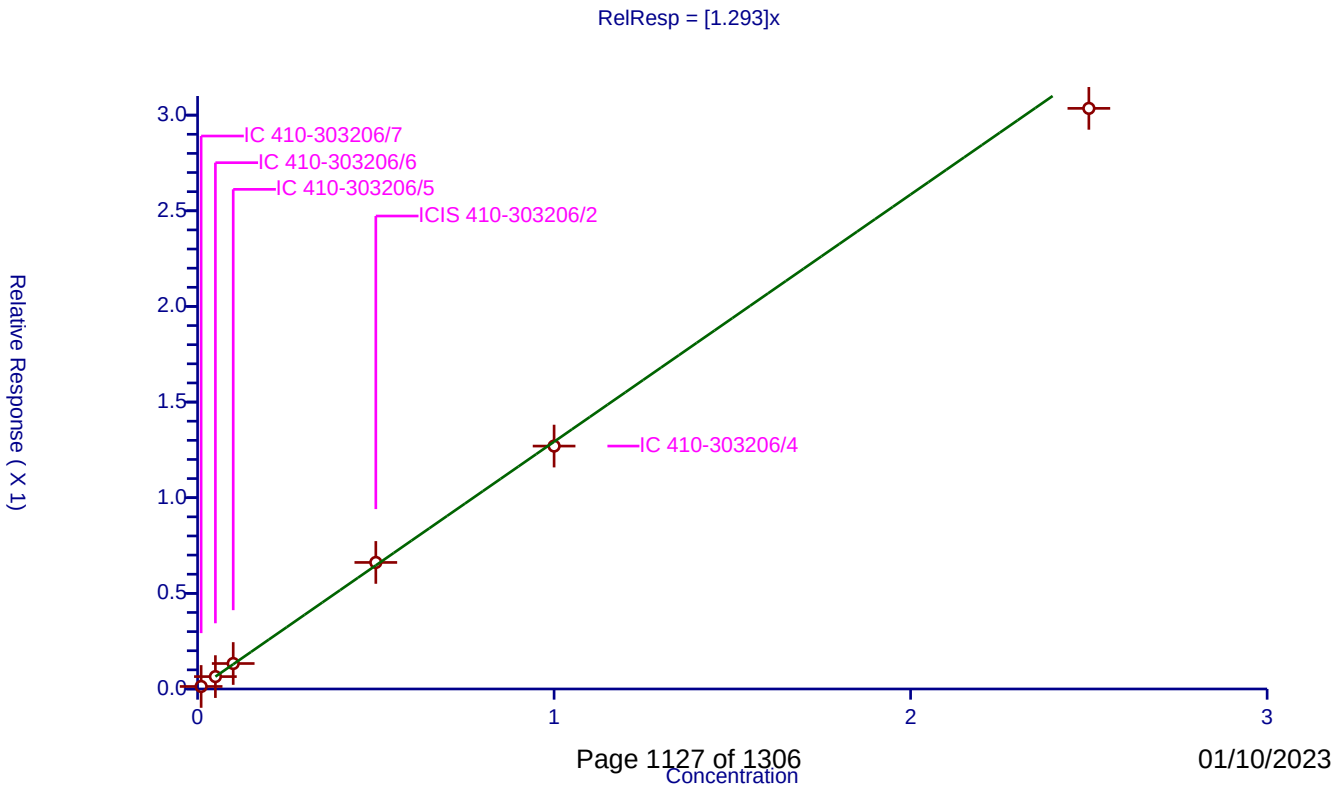

Calibration / Perylene

Curve Type:	Average
Weighting:	Conc_Sq
Origin:	Force
Dependency:	Response
Calib Mode:	ISTD
Response Base:	AREA
RF Rounding:	0

Curve Coefficients

Intercept:	0
Slope:	1.316

Error Coefficients

Standard Error:	269000
Relative Standard Error:	5.8
Correlation Coefficient:	0.998
Coefficient of Determination (Adjusted):	0.996

ID	Level	Concentration	Rel. Resp.	IS Amount	IS Response	RRF	Used
1	IC 410-303206/7	0.01	0.014095	0.25	35794.0	1.409454	Y
2	IC 410-303206/6	0.05	0.066877	0.25	38743.0	1.337532	Y
3	IC 410-303206/5	0.1	0.135529	0.25	44708.0	1.355294	Y
4	ICIS 410-303206/2	0.5	0.671491	0.25	47679.0	1.342981	Y
5	IC 410-303206/4	1.0	1.2504	0.25	45579.0	1.2504	Y
6	IC 410-303206/3	2.5	2.998745	0.25	45015.0	1.199498	Y

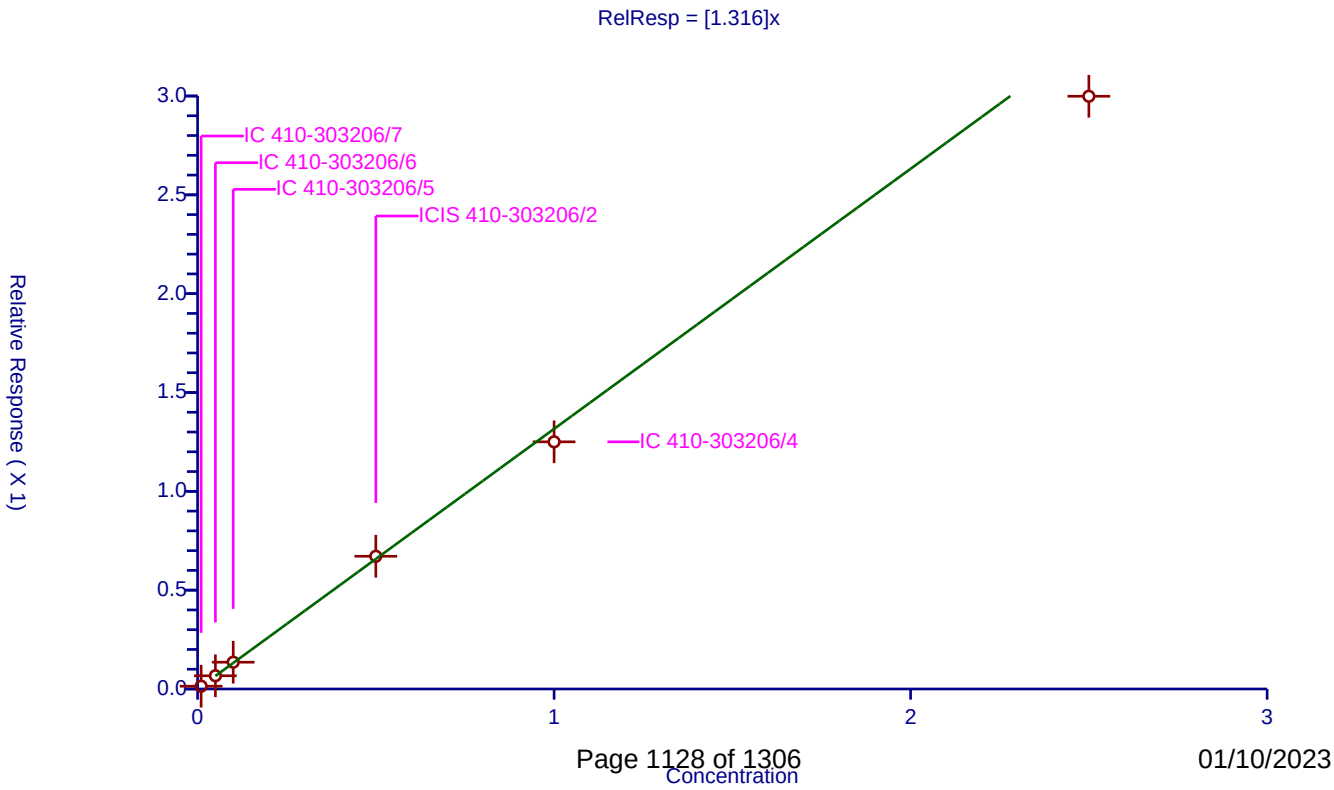

Calibration / Indeno[1,2,3-cd]pyrene

Curve Type:	Average
Weighting:	Conc_Sq
Origin:	Force
Dependency:	Response
Calib Mode:	ISTD
Response Base:	AREA
RF Rounding:	0

Curve Coefficients

Intercept:	0
Slope:	1.026

Error Coefficients

Standard Error:	220000
Relative Standard Error:	5.1
Correlation Coefficient:	0.999
Coefficient of Determination (Adjusted):	0.997

ID	Level	Concentration	Rel. Resp.	IS Amount	IS Response	RRF	Used
1	IC 410-303206/7	0.01	0.011077	0.25	35794.0	1.107728	Y
2	IC 410-303206/6	0.05	0.050545	0.25	38743.0	1.010892	Y
3	IC 410-303206/5	0.1	0.102873	0.25	44708.0	1.028731	Y
4	ICIS 410-303206/2	0.5	0.528881	0.25	47679.0	1.057761	Y
5	IC 410-303206/4	1.0	0.956542	0.25	45579.0	0.956542	Y
6	IC 410-303206/3	2.5	2.486899	0.25	45015.0	0.99476	Y

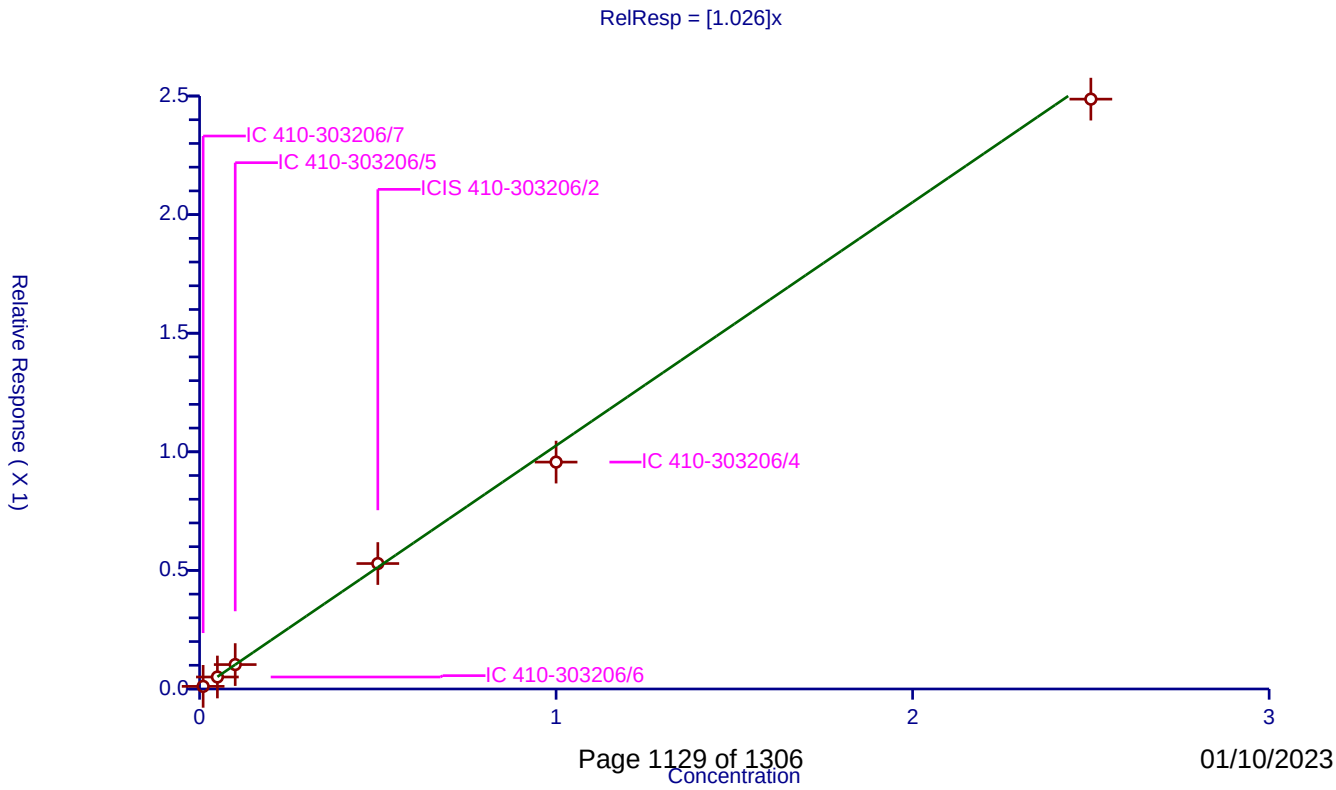

Calibration / Dibenz(a,h)anthracene

Curve Type:	Average
Weighting:	Conc_Sq
Origin:	Force
Dependency:	Response
Calib Mode:	ISTD
Response Base:	AREA
RF Rounding:	0

Curve Coefficients

Intercept:	0
Slope:	1.091

Error Coefficients

Standard Error:	239000
Relative Standard Error:	3.5
Correlation Coefficient:	0.999
Coefficient of Determination (Adjusted):	0.999

ID	Level	Concentration	Rel. Resp.	IS Amount	IS Response	RRF	Used
1	IC 410-303206/7	0.01	0.010756	0.25	35794.0	1.075599	Y
2	IC 410-303206/6	0.05	0.053068	0.25	38743.0	1.061353	Y
3	IC 410-303206/5	0.1	0.11281	0.25	44708.0	1.128098	Y
4	ICIS 410-303206/2	0.5	0.573329	0.25	47679.0	1.146658	Y
5	IC 410-303206/4	1.0	1.051915	0.25	45579.0	1.051915	Y
6	IC 410-303206/3	2.5	2.702333	0.25	45015.0	1.080933	Y

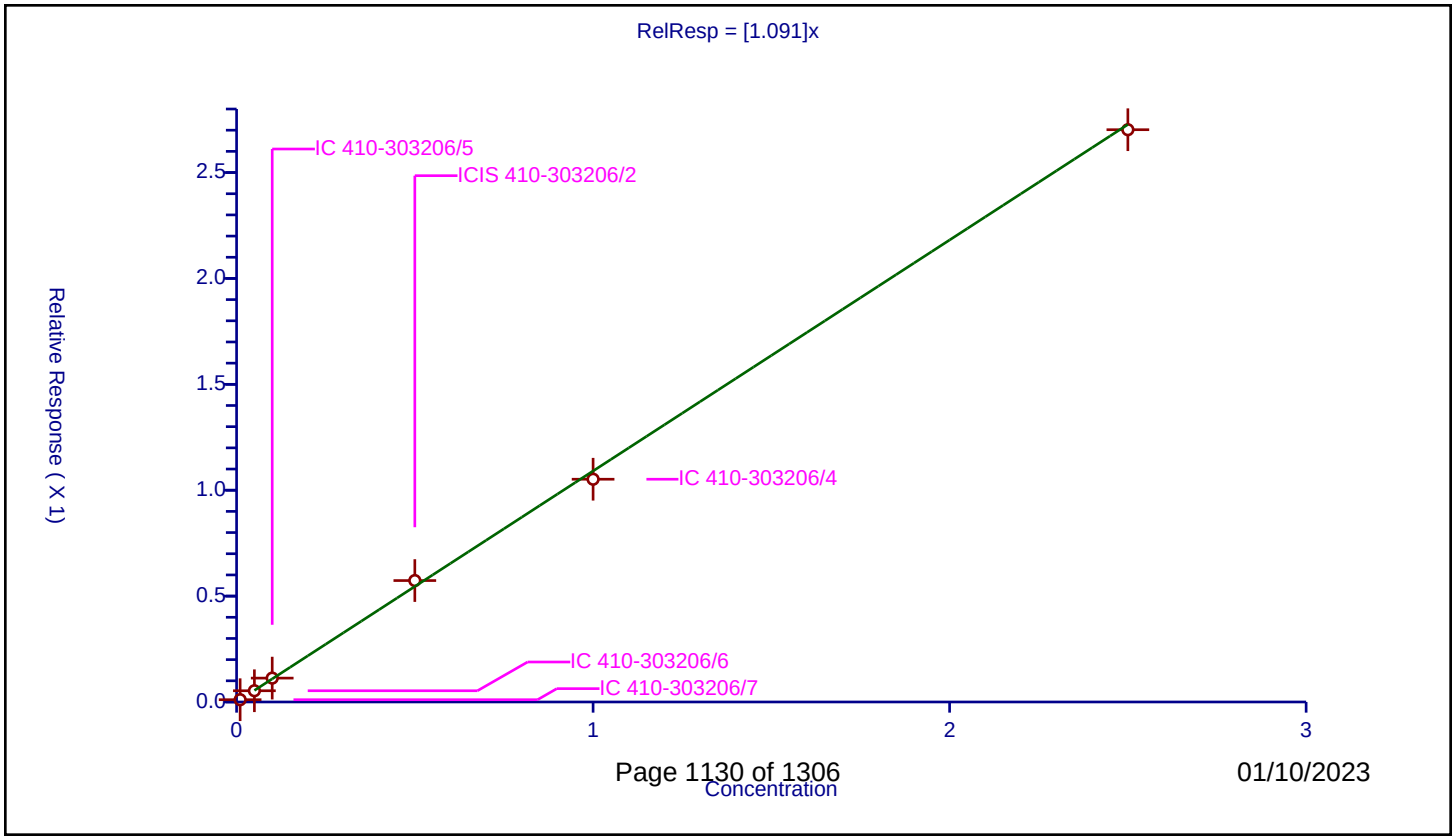

Calibration / Benzo[g,h,i]perylene

Curve Type:	Average
Weighting:	Conc_Sq
Origin:	Force
Dependency:	Response
Calib Mode:	ISTD
Response Base:	AREA
RF Rounding:	0

Curve Coefficients

Intercept:	0
Slope:	1.263

Error Coefficients

Standard Error:	263000
Relative Standard Error:	5.3
Correlation Coefficient:	0.999
Coefficient of Determination (Adjusted):	0.997

ID	Level	Concentration	Rel. Resp.	IS Amount	IS Response	RRF	Used
1	IC 410-303206/7	0.01	0.013291	0.25	35794.0	1.329133	Y
2	IC 410-303206/6	0.05	0.063889	0.25	38743.0	1.277779	Y
3	IC 410-303206/5	0.1	0.131481	0.25	44708.0	1.314809	Y
4	ICIS 410-303206/2	0.5	0.647811	0.25	47679.0	1.295623	Y
5	IC 410-303206/4	1.0	1.173967	0.25	45579.0	1.173967	Y
6	IC 410-303206/3	2.5	2.963518	0.25	45015.0	1.185407	Y

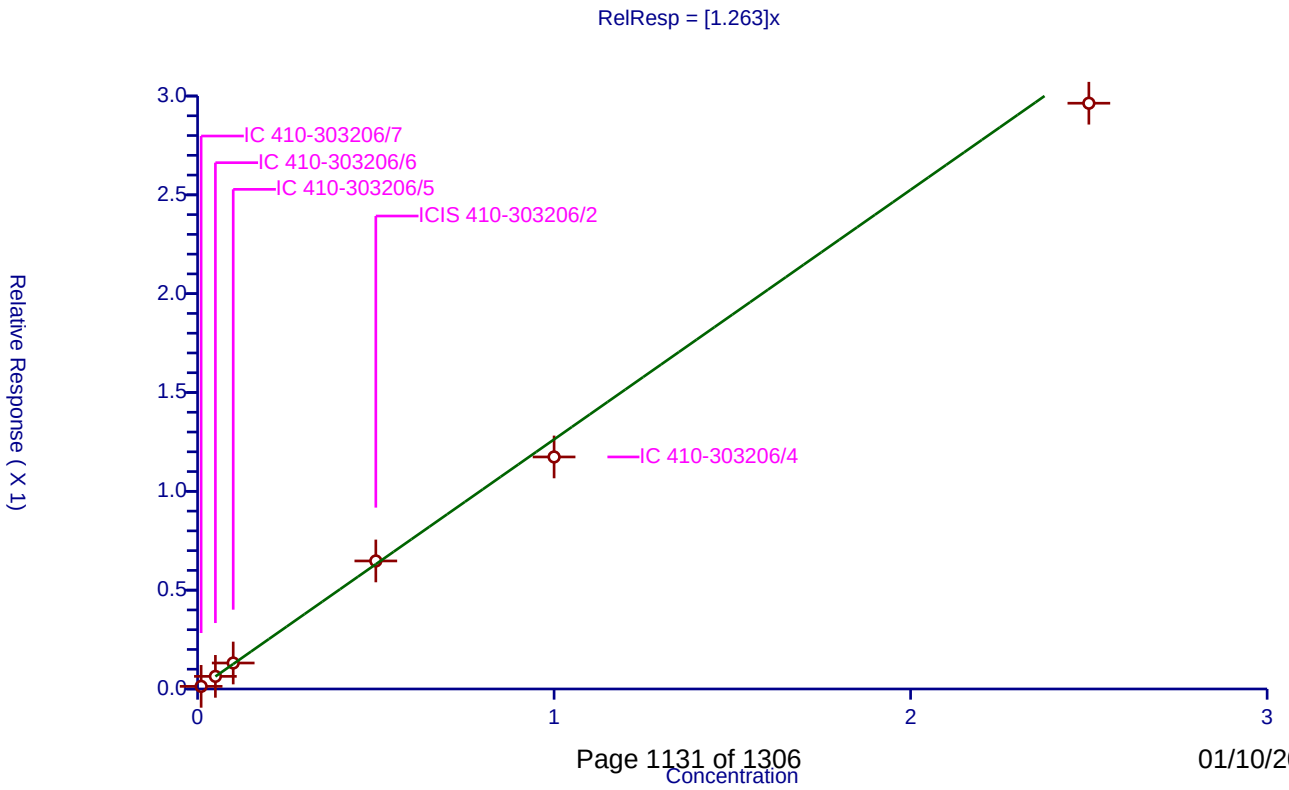

FORM VI
RESOLUTION CHECK SUMMARY

Lab Name: Eurofins Lancaster Laboratories En Job No.: 410-110319-1

SDG No.:

Lab Sample ID (1): ICIS 410-280637/2 Instrument ID (1): HP21585

GC Column (1): DB-5MS 30m 0.2 ID: 0.25(mm) Date Analyzed (1): 07/28/2022 19:23

ANALYTE	RT	RESOLUTION (%)
Benzo[b]fluoranthene	12.92	14.70

Resolution Report

Eurofins Lancaster Laboratories Environment Testing, LLC

Data File:	\\chromfs\Lancaster\ChromData\HP21585\20220728-62933.b\MG1351b.D				
Injection Date:	28-Jul-2022 19:23:20	Instrument ID:	HP21585		
Lims ID:	ICIS L4				
Client ID:					
Operator ID:	kel10217	ALS Bottle#:	0	Worklist Smp#:	2
Injection Vol:	1.0 ul	Dil. Factor:	1.0000		
Method:	8270_SIM_HP21585	Limit Group:	MSSV - 8270D_E SIM		

33 Benzo[b]fluoranthene - 34 Benzo[k]fluoranthene

SW-846 Method

Version D: %R = (V / ((H1 + H2)/2)) * 100

V (Valley Height) = 56483
H1(33 Benzo[b]fluoranthen) = 351582
H2(34 Benzo[k]fluoranthen) = 419049

Version D: %R = 14.7 <= 50.0
Passed

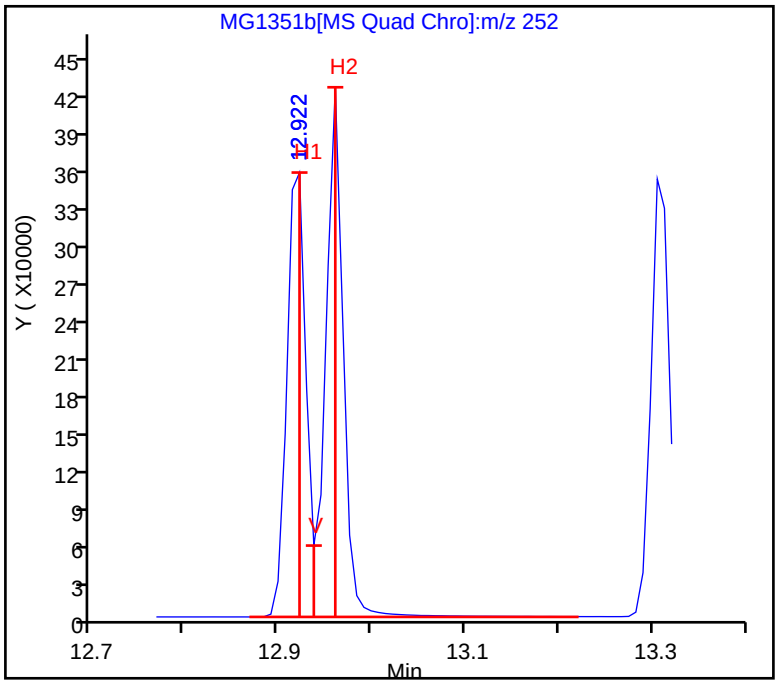

FORM VI
RESOLUTION CHECK SUMMARY

Lab Name: Eurofins Lancaster Laboratories En Job No.: 410-110319-1

SDG No.:

Lab Sample ID (1): ICIS 410-303206/2 Instrument ID (1): HP23263

GC Column (1): DB-5MS 30m 0.2 ID: 0.25(mm) Date Analyzed (1): 10/05/2022 09:51

ANALYTE	RT	RESOLUTION (%)
Benzo[b]fluoranthene	13.02	15.90

Resolution Report

Eurofins Lancaster Laboratories Environment Testing, LLC

Data File:	\\chromfs\Lancaster\ChromData\HP23263\20221005-67959.b\NJ0021.D				
Injection Date:	05-Oct-2022 09:51:30	Instrument ID:	HP23263		
Lims ID:	ICIS L4				
Client ID:					
Operator ID:	jmg00346	ALS Bottle#:	2	Worklist Smp#:	2
Injection Vol:	1.0 ul	Dil. Factor:	1.0000		
Method:	8270_SIM_HP23263	Limit Group:	MSSV - 8270D_E SIM		

33 Benzo[b]fluoranthene - 34 Benzo[k]fluoranthene

SW-846 Method

Version D: %R = (V / ((H1 + H2)/2)) * 100

V (Valley Height) = 16475
H1(33 Benzo[b]fluoranthen) = 106118
H2(34 Benzo[k]fluoranthen) = 101232

Version D: %R = 15.9 <= 50.0
Passed

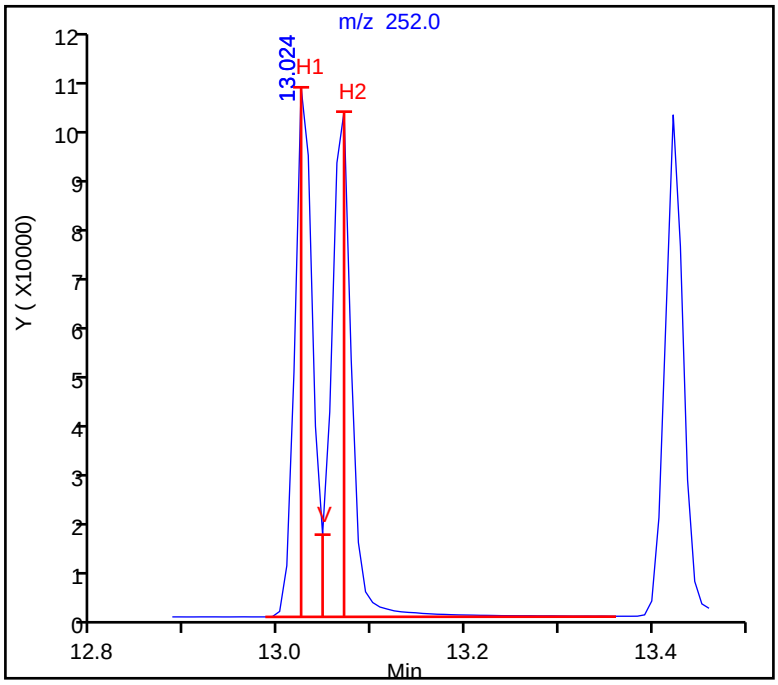

FORM VI
RESOLUTION CHECK SUMMARY

Lab Name: Eurofins Lancaster Laboratories En Job No.: 410-110319-1

SDG No.:

Lab Sample ID (1): CCVIS 410-330631/2 Instrument ID (1): HP21585

GC Column (1): DB-5MS 30m 0.2 ID: 0.25(mm) Date Analyzed (1): 12/28/2022 04:31

ANALYTE	RT	RESOLUTION (%)
Benzo[b]fluoranthene	12.61	21.80

Resolution Report

Eurofins Lancaster Laboratories Environment Testing, LLC

Data File:	\\chromfs\Lancaster\ChromData\HP21585\20221228-74077.b\ML0501a.D				
Injection Date:	28-Dec-2022 04:31:26	Instrument ID:	HP21585		
Lims ID:	CCVIS				
Client ID:					
Operator ID:	jmg00346	ALS Bottle#:	0	Worklist Smp#:	2
Injection Vol:	1.0 ul	Dil. Factor:	1.0000		
Method:	8270_SIM_HP21585	Limit Group:	MSSV - 8270D_E SIM		

33 Benzo[b]fluoranthene - 34 Benzo[k]fluoranthene

SW-846 Method

Version D: %R = (V / ((H1 + H2)/2)) * 100

V (Valley Height) = 125440
H1(33 Benzo[b]fluoranthen) = 594585
H2(34 Benzo[k]fluoranthen) = 555956

Version D: %R = 21.8 <= 50.0
Passed

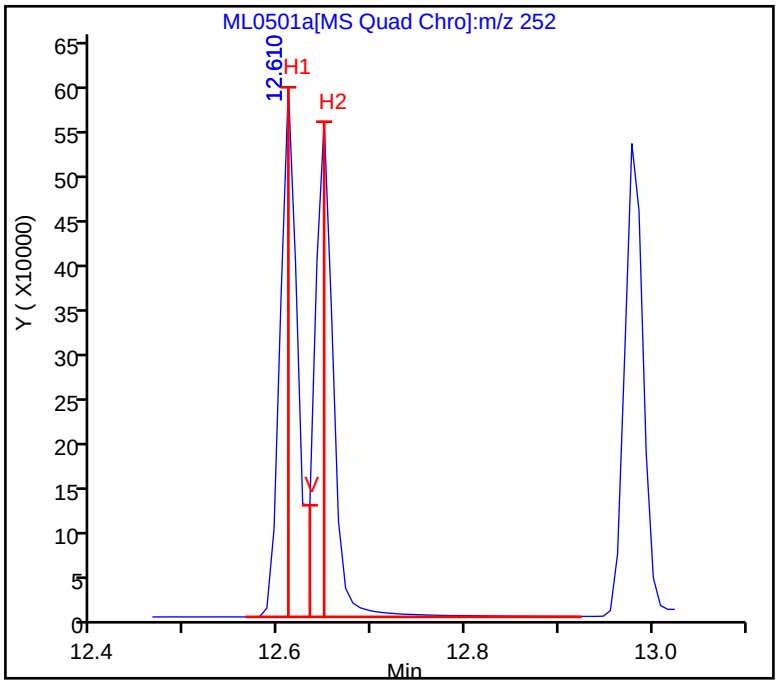

FORM VI
RESOLUTION CHECK SUMMARY

Lab Name: Eurofins Lancaster Laboratories En Job No.: 410-110319-1

SDG No.:

Lab Sample ID (1): CCVIS 410-331032/2 Instrument ID (1): HP23263

GC Column (1): DB-5MS 30m 0.2 ID: 0.25(mm) Date Analyzed (1): 12/29/2022 03:50

ANALYTE	RT	RESOLUTION (%)
Benzo[b]fluoranthene	12.88	22.60

Resolution Report

Eurofins Lancaster Laboratories Environment Testing, LLC

Data File:	\\chromfs\Lancaster\ChromData\HP23263\20221229-74172.b\NL1201.D				
Injection Date:	29-Dec-2022 03:50:30	Instrument ID:	HP23263		
Lims ID:	CCVIS				
Client ID:					
Operator ID:	jmg00346	ALS Bottle#:	2	Worklist Smp#:	2
Injection Vol:	1.0 ul	Dil. Factor:	1.0000		
Method:	8270_SIM_HP23263	Limit Group:	MSSV - 8270D_E SIM		

33 Benzo[b]fluoranthene - 34 Benzo[k]fluoranthene

SW-846 Method

Version D: %R = (V / ((H1 + H2)/2)) * 100

V (Valley Height) = 21908
H1(33 Benzo[b]fluoranthen) = 102633
H2(34 Benzo[k]fluoranthen) = 91553

Version D: %R = 22.6 <= 50.0
Passed

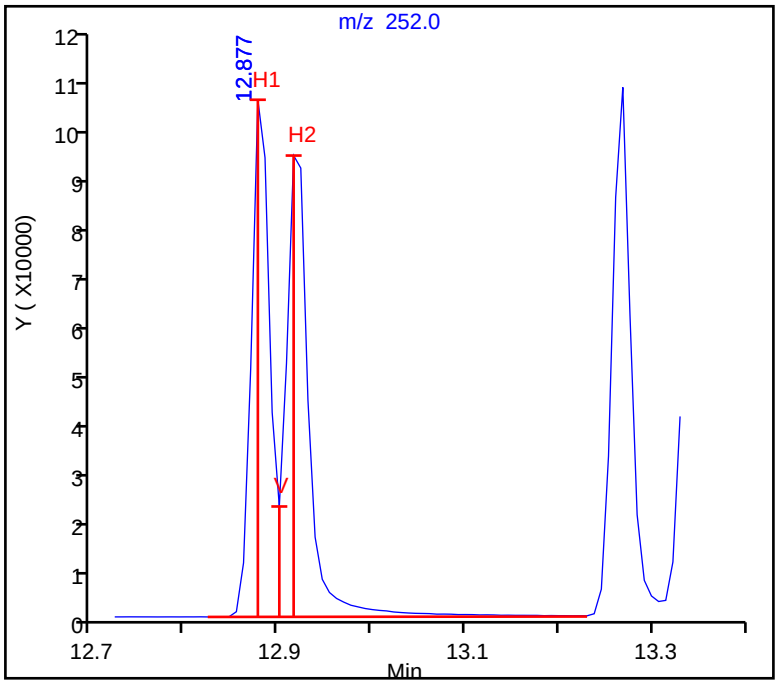

FORM VI
RESOLUTION CHECK SUMMARY

Lab Name: Eurofins Lancaster Laboratories En Job No.: 410-110319-1

SDG No.:

Lab Sample ID (1): CCVIS 410-331907/2 Instrument ID (1): HP23263

GC Column (1): DB-5MS 30m 0.2 ID: 0.25(mm) Date Analyzed (1): 01/03/2023 07:23

ANALYTE	RT	RESOLUTION (%)
Benzo[b]fluoranthene	12.89	21.80

FORM VI 8270E SIM

Resolution Report

Eurofins Lancaster Laboratories Environment Testing, LLC

Data File:	\\chromfs\Lancaster\ChromData\HP23263\20230103-74364.b\NA0021.D				
Injection Date:	03-Jan-2023 07:23:30	Instrument ID:	HP23263		
Lims ID:	CCVIS				
Client ID:					
Operator ID:	jmg00346	ALS Bottle#:	2	Worklist Smp#:	2
Injection Vol:	1.0 ul	Dil. Factor:	1.0000		
Method:	8270_SIM_HP23263	Limit Group:	MSSV - 8270D_E SIM		

33 Benzo[b]fluoranthene - 34 Benzo[k]fluoranthene

SW-846 Method

Version D: %R = (V / ((H1 + H2)/2)) * 100

V (Valley Height) = 22051
H1(33 Benzo[b]fluoranthen) = 106696
H2(34 Benzo[k]fluoranthen) = 95503

Version D: %R = 21.8 <= 50.0
Passed

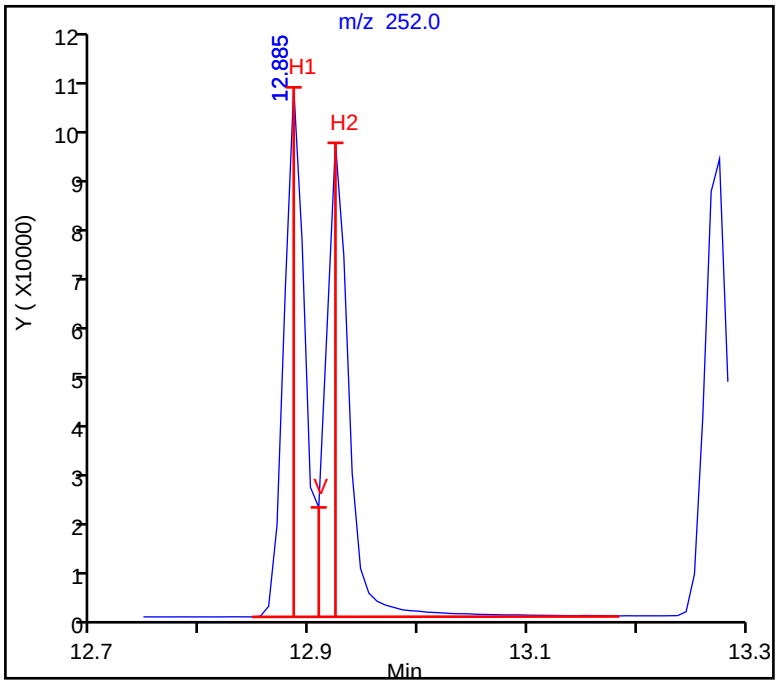

FORM VI
RESOLUTION CHECK SUMMARY

Lab Name: Eurofins Lancaster Laboratories En Job No.: 410-110319-1

SDG No.:

Lab Sample ID (1): CCVIS 410-333530/2 Instrument ID (1): HP23263

GC Column (1): DB-5MS 30m 0.2 ID: 0.25(mm) Date Analyzed (1): 01/09/2023 04:14

ANALYTE	RT	RESOLUTION (%)
Benzo[b]fluoranthene	12.88	21.10

Resolution Report

Eurofins Lancaster Laboratories Environment Testing, LLC

Data File:	\\chromfs\Lancaster\ChromData\HP23263\20230109-74688.b\NA0151.D				
Injection Date:	09-Jan-2023 04:14:30	Instrument ID:	HP23263		
Lims ID:	CCVIS				
Client ID:					
Operator ID:	jmg00346	ALS Bottle#:	2	Worklist Smp#:	2
Injection Vol:	1.0 ul	Dil. Factor:	1.0000		
Method:	8270_SIM_HP23263	Limit Group:	MSSV - 8270D_E SIM		

33 Benzo[b]fluoranthene - 34 Benzo[k]fluoranthene

SW-846 Method

Version D: %R = (V / ((H1 + H2)/2)) * 100

V (Valley Height) = 17675
H1(33 Benzo[b]fluoranthen) = 83127
H2(34 Benzo[k]fluoranthen) = 84303

Version D: %R = 21.1 <= 50.0
Passed

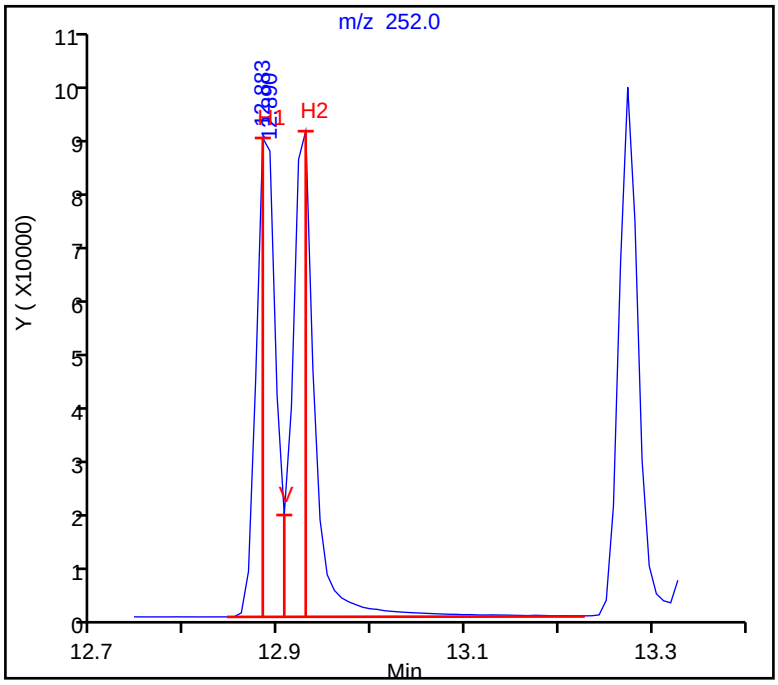

FORM VII
GC/MS SEMI VOA CONTINUING CALIBRATION DATA

Lab Name: Eurofins Lancaster Laboratories Enviror Job No.: 410-110319-1

SDG No.:

Lab Sample ID: ICV 410-280637/9 Calibration Date: 07/28/2022 22:14

Instrument ID: HP21585 Calib Start Date: 07/28/2022 19:23

GC Column: DB-5MS 30m 0.25 ID: 0.25(mm) Calib End Date: 07/28/2022 21:32

Lab File ID: MG1358.D Conc. Units: ug/mL

ANALYTE	CURVE TYPE	AVE RRF	RRF	MIN RRF	CALC AMOUNT	SPIKE AMOUNT	%D	MAX %D
1,4-Dioxane	Ave	0.7031	0.6348		0.226	0.250	-9.7	30.0
N-Nitrosodimethylamine	Ave	0.8605	1.021		0.297	0.250	18.7	30.0
Bis(2-chloroethyl)ether	Ave	0.4374	0.4393		0.251	0.250	0.4	30.0
Naphthalene	Ave	1.250	1.087		0.217	0.250	-13.0	30.0
2-Methylnaphthalene	Ave	0.7695	0.6499		0.211	0.250	-15.5	30.0
1-Methylnaphthalene	Ave	0.7186	0.6076		0.211	0.250	-15.5	30.0
Dimethyl phthalate	Ave	1.244	1.167		0.235	0.250	-6.2	30.0
Acenaphthylene	Ave	2.019	1.692		0.209	0.250	-16.2	30.0
Acenaphthene	Ave	1.253	1.079		0.215	0.250	-13.9	30.0
Dibenzofuran	Ave	1.903	1.637		0.215	0.250	-14.0	30.0
Diethyl phthalate	Ave	1.191	1.095		0.230	0.250	-8.1	30.0
Fluorene	Ave	1.474	1.257		0.213	0.250	-14.7	30.0
N-Nitrosodiphenylamine	Ave	0.4872	0.5625		0.245	0.213	15.5	30.0
Hexachlorobenzene	Ave	0.2366	0.2077		0.219	0.250	-12.2	30.0
Phenanthrene	Ave	1.199	1.035		0.216	0.250	-13.7	30.0
Anthracene	Ave	1.118	0.9905		0.221	0.250	-11.4	30.0
Di-n-butyl phthalate	Ave	0.9186	0.7571		0.206	0.250	-17.6	30.0
Fluoranthene	Ave	1.299	1.052		0.203	0.250	-19.0	30.0
Pyrene	Ave	1.636	1.360		0.208	0.250	-16.9	30.0
Butyl benzyl phthalate	Qua2		0.2379		0.213	0.250	-14.7	30.0
Benzo[a]anthracene	Ave	1.311	1.084		0.207	0.250	-17.3	30.0
Chrysene	Ave	1.465	1.252		0.214	0.250	-14.6	30.0
Bis(2-ethylhexyl) phthalate	Qua2		0.3455		0.206	0.250	-17.7	30.0
Di-n-octyl phthalate	Qua2		0.5474		0.203	0.250	-18.7	30.0
Benzo[b]fluoranthene	Ave	1.358	1.166		0.215	0.250	-14.1	30.0
Benzo[k]fluoranthene	Ave	1.449	1.350		0.233	0.250	-6.9	30.0
Benzo[a]pyrene	Ave	1.239	1.001		0.202	0.250	-19.2	30.0
Indeno[1,2,3-cd]pyrene	Ave	1.053	0.9419		0.224	0.250	-10.5	30.0
Dibenz(a,h)anthracene	Ave	1.222	1.110		0.227	0.250	-9.2	30.0
Benzo[g,h,i]perylene	Ave	1.349	1.197		0.222	0.250	-11.3	30.0

Eurofins Lancaster Laboratories Environment Testing, LLC
Target Compound Quantitation Report

Data File: \\chromfs\Lancaster\ChromData\HP21585\20220728-62933.b\MG1358.D
Lims ID: ICV FULL
Client ID:
Sample Type: ICV
Inject. Date: 28-Jul-2022 22:14:55 ALS Bottle#: 0 Worklist Smp#: 9
Injection Vol: 1.0 ul Dil. Factor: 1.0000
Sample Info: ICV FULL
Misc. Info.: 410-0062933-009
Operator ID: kel10217 Instrument ID: HP21585
Sublist:

Method: \\chromfs\Lancaster\ChromData\HP21585\20220728-62933.b\8270_SIM_HP21585.m
Limit Group: MSSV - 8270D_E SIM
Last Update: 29-Jul-2022 11:59:38 Calib Date: 28-Jul-2022 21:32:00
Integrator: Falcon ID Type: Deconvolution ID
Quant Method: Internal Standard Quant By: Initial Calibration
Last ICal File: \\chromfs\Lancaster\ChromData\HP21585\20220728-62933.b\MG1356.D

Column 1 : DB-5MS 20m 0.25mm (0.25 mm) Det: MS SCAN
Process Host: CTX1671

First Level Reviewer: UJM0 Date: 29-Jul-2022 06:48:12

Compound	Sig	RT (min.)	Adj RT (min.)	Dlt RT (min.)	Q	Response	Cal Amt ug/ml	OnCol Amt ug/ml	Flags
1 1,4-Dioxane	88	1.850	1.859	-0.009	89	45551	0.2500	0.2257	M
2 N-Nitrosodimethylamine	74	2.135	2.152	-0.017	90	73272	0.2500	0.2967	
3 Bis(2-chloroethyl)ether	93	4.305	4.305	0.000	84	110284	0.2500	0.2511	M
* 4 1,4-Dichlorobenzene-d4	152	4.580	4.567	0.013	95	71756	0.2500	0.2500	
* 5 Naphthalene-d8	136	5.754	5.754	0.000	91	251024	0.2500	0.2500	
6 Naphthalene	128	5.779	5.779	0.000	92	272750	0.2500	0.2174	
8 2-Methylnaphthalene	142	6.426	6.426	0.000	98	163140	0.2500	0.2111	
10 1-Methylnaphthalene	142	6.525	6.525	0.000	96	152516	0.2500	0.2114	
11 Dimethyl phthalate	163	7.155	7.155	0.000	75	158697	0.2500	0.2345	
12 Acenaphthylene	152	7.283	7.283	0.000	96	230100	0.2500	0.2094	
* 13 Acenaphthene-d10	164	7.421	7.411	0.010	96	136033	0.2500	0.2500	
14 Acenaphthene	154	7.441	7.441	0.000	88	146769	0.2500	0.2152	
15 Dibenzofuran	168	7.608	7.608	0.000	95	222745	0.2500	0.2151	
16 Diethyl phthalate	149	7.832	7.824	0.008	99	148904	0.2500	0.2297	
17 Fluorene	166	7.933	7.933	0.000	98	170965	0.2500	0.2132	
18 N-Nitrosodiphenylamine	169	8.050	8.050	0.000	98	116376	0.2125	0.2453	
19 Hexachlorobenzene	284	8.448	8.448	0.000	100	50547	0.2500	0.2195	
* 20 Phenanthrene-d10	188	8.823	8.823	0.000	95	243385	0.2500	0.2500	
21 Phenanthrene	178	8.846	8.846	0.000	100	251916	0.2500	0.2158	
22 Anthracene	178	8.893	8.893	0.000	100	241070	0.2500	0.2214	
23 Di-n-butyl phthalate	149	9.395	9.388	0.007	100	184259	0.2500	0.2060	
25 Fluoranthene	202	9.978	9.978	0.000	100	256060	0.2500	0.2025	
26 Pyrene	202	10.197	10.197	0.000	100	269833	0.2500	0.2077	
27 Butyl benzyl phthalate	149	10.874	10.874	0.000	100	47205	0.2500	0.2134	
28 Benzo[a]anthracene	228	11.488	11.488	0.000	100	215160	0.2500	0.2067	
* 29 Chrysene-d12	240	11.503	11.495	0.008	59	198451	0.2500	0.2500	
30 Chrysene	228	11.534	11.526	0.008	100	248458	0.2500	0.2136	
31 Bis(2-ethylhexyl) phthalate	149	11.564	11.565	0.000	100	68558	0.2500	0.2058	
32 Di-n-octyl phthalate	149	12.446	12.447	0.000	100	97270	0.2500	0.2031	
33 Benzo[b]fluoranthene	252	12.914	12.914	0.000	100	207205	0.2500	0.2146	

Compound	Sig	RT (min.)	Adj RT (min.)	Dlt RT (min.)	Q	Response	Cal Amt ug/ml	OnCol Amt ug/ml	Flags
34 Benzo[k]fluoranthene	252	12.953	12.953	0.000	100	239855	0.2500	0.2328	
37 Benzo[a]pyrene	252	13.374	13.374	0.000	100	177885	0.2500	0.2021	
* 38 Perylene-d12	264	13.459	13.459	0.000	100	177699	0.2500	0.2500	
40 Indeno[1,2,3-cd]pyrene	276	15.103	15.096	0.007	100	167368	0.2500	0.2237	M
41 Dibenz(a,h)anthracene	278	15.152	15.152	0.000	98	197244	0.2500	0.2270	
42 Benzo[g,h,i]perylene	276	15.562	15.562	0.000	99	212761	0.2500	0.2218	

QC Flag Legend

Processing Flags

Review Flags

M - Manually Integrated

Reagents:

MSS_RVSIM_ICV_00031 Amount Added: 1.00 Units: mL

Report Date: 29-Jul-2022 12:03:25 Chrom Revision: 2.3 19-Jul-2022 21:48:42

Eurofins Lancaster Laboratories Environment Testing, LLC

Data File:	\\chromfs\Lancaster\ChromData\HP21585\20220728-62933.b\MG1358.D				
Injection Date:	28-Jul-2022 22:14:55	Instrument ID:	HP21585	Operator ID:	kel10217
Lims ID:	ICV FULL			Worklist Smp#:	9
Client ID:					
Injection Vol:	1.0 ul	Dil. Factor:	1.0000	ALS Bottle#:	0
Method:	8270_SIM_HP21585	Limit Group:	MSSV - 8270D_E SIM		

Column: DB-5MS 20m 0.25mm (0.25 mm)

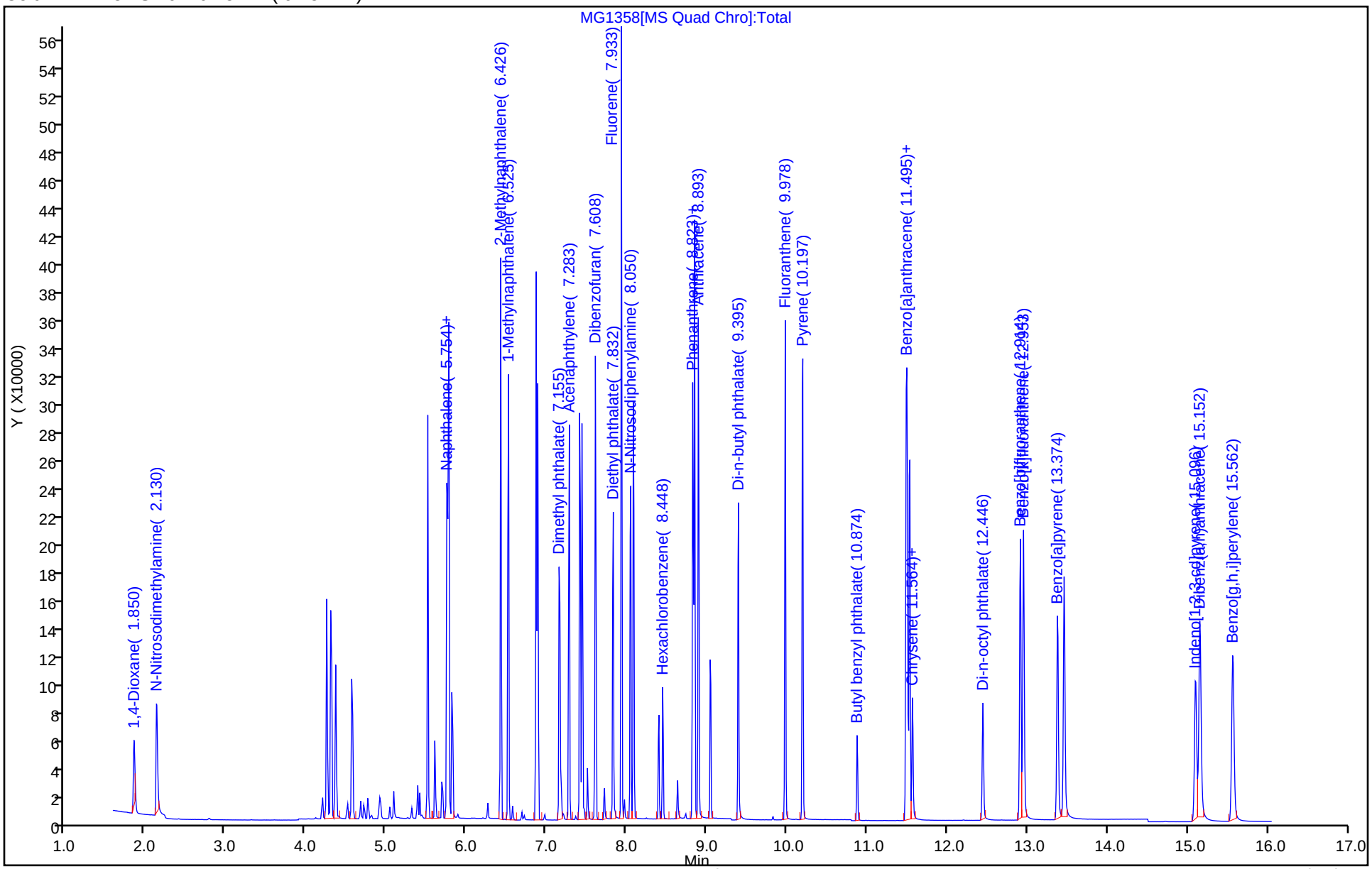

Manual Integration/User Assign Peak Report

Eurofins Lancaster Laboratories Environment Testing, LLC

Data File:	\\chromfs\Lancaster\ChromData\HP21585\20220728-62933.b\MG1358.D				
Injection Date:	28-Jul-2022 22:14:55	Instrument ID:	HP21585		
Lims ID:	ICV FULL				
Client ID:					
Operator ID:	kel10217	ALS Bottle#:	0	Worklist Smp#:	9
Injection Vol:	1.0 ul	Dil. Factor:	1.0000		
Method:	8270_SIM_HP21585	Limit Group:	MSSV - 8270D_E SIM		
Column:	DB-5MS 20m 0.25mm (0.25 mm)	Detector	MS SCAN		

1 1,4-Dioxane, CAS: 123-91-1

Signal: 1

Processing Integration Results

RT: 1.85
Area: 90645
Amount: 0.449176
Amount Units: ug/ml

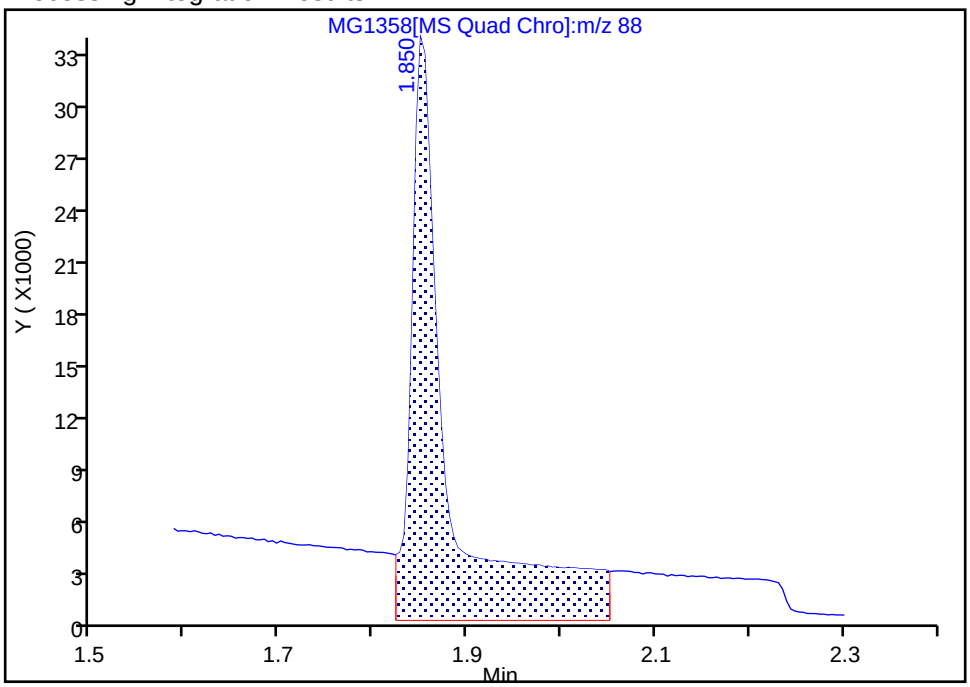

Manual Integration Results

RT: 1.85
Area: 45551
Amount: 0.225720
Amount Units: ug/ml

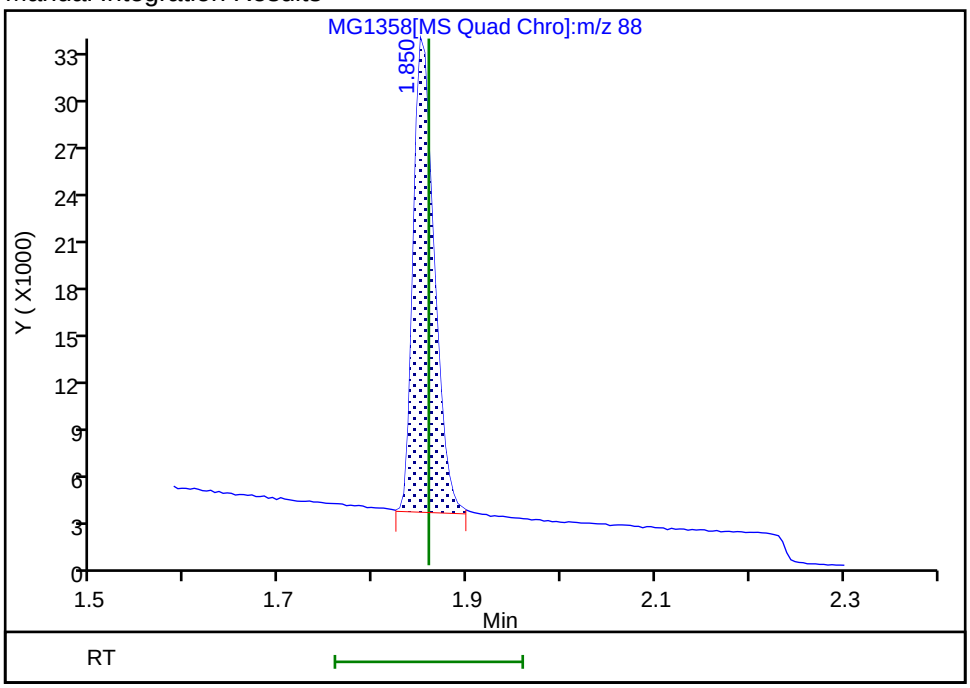

Reviewer: UJM0, 29-Jul-2022 06:46:53
Audit Action: Manually Integrated Audit Reason: Baseline

Manual Integration/User Assign Peak Report

Eurofins Lancaster Laboratories Environment Testing, LLC

Data File:	\\chromfs\Lancaster\ChromData\HP21585\20220728-62933.b\MG1358.D				
Injection Date:	28-Jul-2022 22:14:55	Instrument ID:	HP21585		
Lims ID:	ICV FULL				
Client ID:					
Operator ID:	kel10217	ALS Bottle#:	0	Worklist Smp#:	9
Injection Vol:	1.0 ul	Dil. Factor:	1.0000		
Method:	8270_SIM_HP21585	Limit Group:	MSSV - 8270D_E SIM		
Column:	DB-5MS 20m 0.25mm (0.25 mm)	Detector	MS SCAN		

3 Bis(2-chloroethyl)ether, CAS: 111-44-4

Signal: 1

Processing Integration Results

RT: 4.25
Area: 260909
Amount: 0.594026
Amount Units: ug/ml

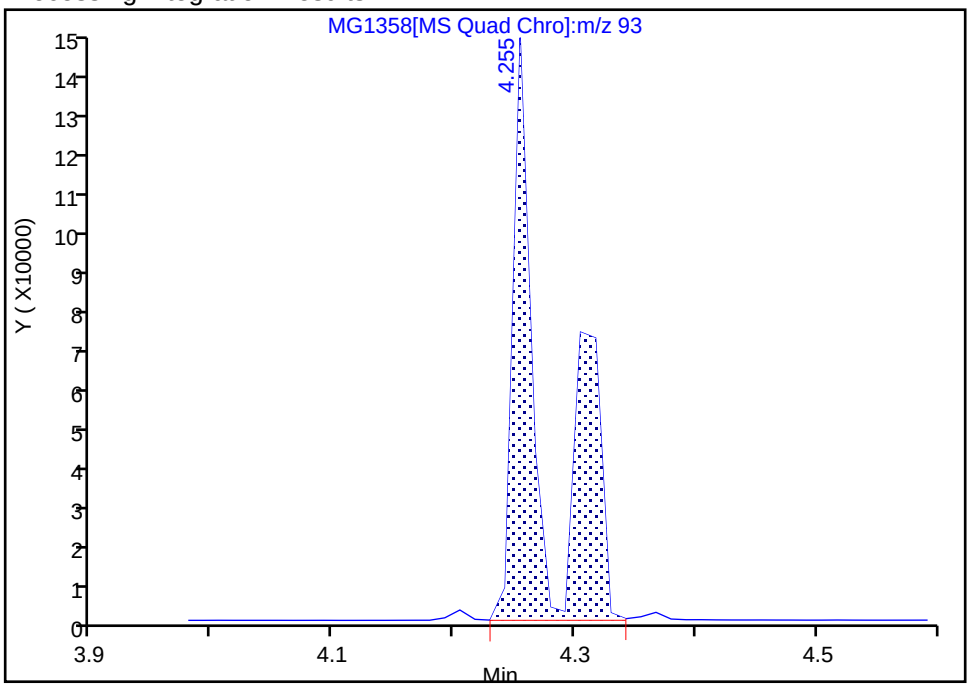

Manual Integration Results

RT: 4.30
Area: 110284
Amount: 0.251090
Amount Units: ug/ml

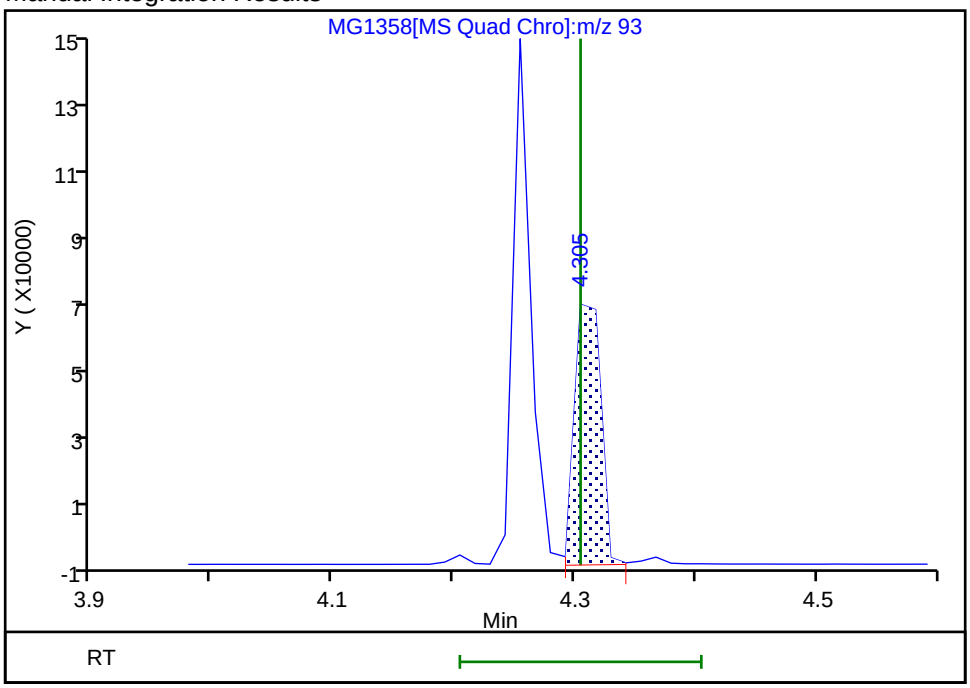

Reviewer: UJM0, 29-Jul-2022 06:47:00
Audit Action: Manually Integrated Audit Reason: Baseline

Manual Integration/User Assign Peak Report

Eurofins Lancaster Laboratories Environment Testing, LLC

Data File:	\\chromfs\Lancaster\ChromData\HP21585\20220728-62933.b\MG1358.D				
Injection Date:	28-Jul-2022 22:14:55	Instrument ID:	HP21585		
Lims ID:	ICV FULL				
Client ID:					
Operator ID:	kel10217	ALS Bottle#:	0	Worklist Smp#:	9
Injection Vol:	1.0 ul	Dil. Factor:	1.0000		
Method:	8270_SIM_HP21585	Limit Group:	MSSV - 8270D_E SIM		
Column:	DB-5MS 20m 0.25mm (0.25 mm)	Detector	MS SCAN		

40 Indeno[1,2,3-cd]pyrene, CAS: 193-39-5

Signal: 1

Processing Integration Results

RT: 15.10
Area: 229962
Amount: 0.307322
Amount Units: ug/ml

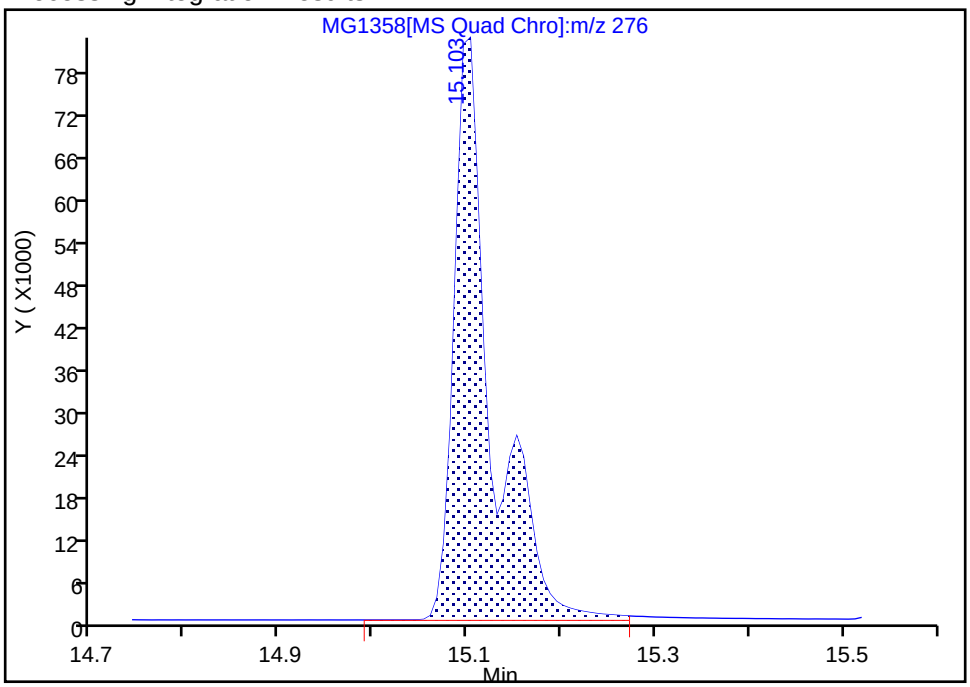

Manual Integration Results

RT: 15.10
Area: 167368
Amount: 0.223671
Amount Units: ug/ml

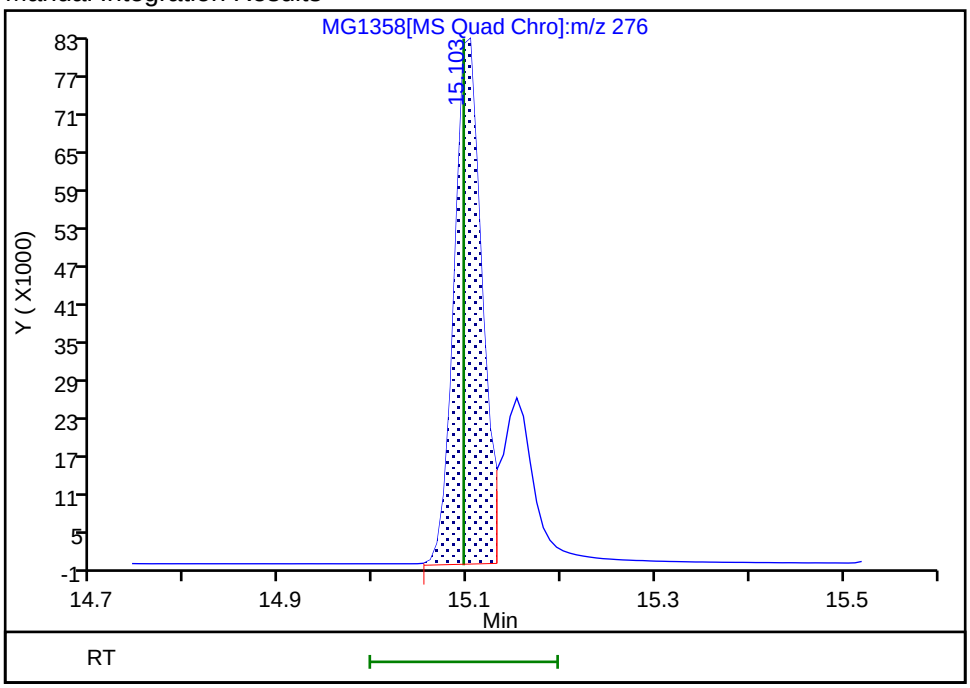

Reviewer: UJM0, 29-Jul-2022 06:47:23
Audit Action: Manually Integrated Audit Reason: Baseline

FORM VII
GC/MS SEMI VOA CONTINUING CALIBRATION DATA

Lab Name: Eurofins Lancaster Laboratories Enviror Job No.: 410-110319-1

SDG No.:

Lab Sample ID: CCVIS 410-330631/2 Calibration Date: 12/28/2022 04:31

Instrument ID: HP21585 Calib Start Date: 07/28/2022 19:23

GC Column: DB-5MS 30m 0.25 ID: 0.25(mm) Calib End Date: 07/28/2022 21:32

Lab File ID: ML0501a.D Conc. Units: ug/mL

ANALYTE	CURVE TYPE	AVE RRF	RRF	MIN RRF	CALC AMOUNT	SPIKE AMOUNT	%D	MAX %D
1,4-Dioxane	Ave	0.7031	0.5950		0.423	0.500	-15.4	20.4
N-Nitrosodimethylamine	Ave	0.8605	0.4299		0.250	0.500	-50.0*	20.4
Bis(2-chloroethyl)ether	Ave	0.4374	0.3100		0.354	0.500	-29.1*	20.4
Naphthalene	Ave	1.250	1.118		0.447	0.500	-10.5	20.4
Quinoline	Ave	0.7350	0.5650		0.384	0.500	-23.1*	20.4
2-Methylnaphthalene	Ave	0.7695	0.7237		0.470	0.500	-6.0	20.4
1-Methylnaphthalene	Ave	0.7186	0.6899		0.480	0.500	-4.0	20.4
Dimethyl phthalate	Ave	1.244	1.283		2.58	2.50	3.2	20.4
Acenaphthylene	Ave	2.019	1.722		0.426	0.500	-14.7	20.4
Acenaphthene	Ave	1.253	1.104		0.440	0.500	-11.9	20.4
Dibenzofuran	Ave	1.903	1.905		0.500	0.500	0.1	20.4
Diethyl phthalate	Ave	1.191	0.0036			2.50	-99.7*	20.4
Fluorene	Ave	1.474	1.411		0.479	0.500	-4.3	20.4
N-Nitrosodiphenylamine	Ave	0.4872	0.4113		0.422	0.500	-15.6	20.4
Hexachlorobenzene	Ave	0.2366	0.3056		0.646	0.500	29.2*	20.4
Phenanthrene	Ave	1.199	1.126		0.469	0.500	-6.1	20.4
Anthracene	Ave	1.118	1.011		0.452	0.500	-9.6	20.4
Di-n-butyl phthalate	Ave	0.9186	0.8695		2.37	2.50	-5.3	20.4
Fluoranthene	Ave	1.299	1.258		0.484	0.500	-3.2	20.4
Pyrene	Ave	1.636	1.412		0.432	0.500	-13.7	20.4
Butyl benzyl phthalate	Qua2		0.3694		2.47	2.50	-1.1	20.4
Benzo[a]anthracene	Ave	1.311	1.186		0.452	0.500	-9.5	20.4
Chrysene	Ave	1.465	1.394		0.476	0.500	-4.9	20.4
Bis(2-ethylhexyl) phthalate	Qua2		0.4984		2.24	2.50	-10.3	20.4
Di-n-octyl phthalate	Qua2		0.7150		2.00	2.50	-20.1	20.4
Benzo[b]fluoranthene	Ave	1.358	1.258		0.463	0.500	-7.4	20.4
Benzo[k]fluoranthene	Ave	1.449	1.214		0.419	0.500	-16.3	20.4
Benzo[e]pyrene	Ave	1.310	1.224		0.467	0.500	-6.6	20.4
Benzo[a]pyrene	Ave	1.239	1.147		0.463	0.500	-7.4	20.4
Perylene	Ave	1.355	1.240		0.457	0.500	-8.5	20.4
Indeno[1,2,3-cd]pyrene	Ave	1.053	1.086		0.516	0.500	3.2	20.4
Dibenz(a,h)anthracene	Ave	1.222	1.166		0.477	0.500	-4.6	20.4
Benzo[g,h,i]perylene	Ave	1.349	1.346		0.499	0.500	-0.2	20.4
1-Methylnaphthalene-d10 (Surr)	Ave	0.5713	0.5749		0.503	0.500	0.6	20.4
Fluoranthene-d10 (Surr)	Ave	1.053	1.071		0.508	0.500	1.7	20.4
Benzo(a)pyrene-d12 (Surr)	Ave	0.9242	0.8944		0.484	0.500	-3.2	20.4

Eurofins Lancaster Laboratories Environment Testing, LLC
Target Compound Quantitation Report

Data File: \\chromfs\Lancaster\ChromData\HP21585\20221228-74077.b\ML0501a.D
Lims ID: CCVIS
Client ID:
Sample Type: CCVIS
Inject. Date: 28-Dec-2022 04:31:26 ALS Bottle#: 0 Worklist Smp#: 2
Injection Vol: 1.0 ul Dil. Factor: 1.0000
Sample Info: CCVIS L4
Misc. Info.: 410-0074077-002, 4
Operator ID: jmg00346 Instrument ID: HP21585
Sublist: chrom-8270_SIM_HP21585*sub3

Method: \\chromfs\Lancaster\ChromData\HP21585\20221228-74077.b\8270_SIM_HP21585.m
Limit Group: MSSV - 8270D_E SIM
Last Update: 28-Dec-2022 04:55:58 Calib Date: 28-Jul-2022 21:32:00
Integrator: Falcon ID Type: Deconvolution ID
Quant Method: Internal Standard Quant By: Initial Calibration
Last ICal File: \\chromfs\Lancaster\ChromData\HP21585\20220728-62933.b\MG1356.D

Column 1 : DB-5MS 20m 0.25mm (0.25 mm) Det: MS SCAN
Process Host: CTX1651

First Level Reviewer: UJM0 Date: 28-Dec-2022 04:55:53

	Compound	Sig	RT (min.)	Adj RT (min.)	Dlt RT (min.)	Q	Response	Cal Amt ug/ml	OnCol Amt ug/ml	Flags
	1 1,4-Dioxane	88	1.522	1.522	0.000	84	101571	0.5000	0.4232	
	2 N-Nitrosodimethylamine	74	1.833	1.833	0.000	86	73389	0.5000	0.2498	
	3 Bis(2-chloroethyl)ether	93	4.118	4.118	0.000	93	167147	0.5000	0.3543	
*	4 1,4-Dichlorobenzene-d4	152	4.368	4.368	0.000	93	85347	0.2500	0.2500	
*	5 Naphthalene-d8	136	5.593	5.593	0.000	91	269605	0.2500	0.2500	
	6 Naphthalene	128	5.605	5.605	0.000	93	602816	0.5000	0.4473	
	7 Quinoline	129	5.943	5.943	0.000	96	304627	0.5000	0.3843	
	8 2-Methylnaphthalene	142	6.263	6.263	0.000	100	390200	0.5000	0.4702	
$	9 1-Methylnaphthalene-d10	152	6.322	6.322	0.000	98	310013	0.5000	0.5032	
	10 1-Methylnaphthalene	142	6.362	6.362	0.000	95	372008	0.5000	0.4800	
	11 Dimethyl phthalate	163	7.012	7.012	0.000	77	1954837	2.50	2.58	
	12 Acenaphthylene	152	7.120	7.120	0.000	97	524604	0.5000	0.4263	
*	13 Acenaphthene-d10	164	7.258	7.258	0.000	88	152342	0.2500	0.2500	
	14 Acenaphthene	154	7.288	7.288	0.000	86	336227	0.5000	0.4403	
	15 Dibenzofuran	168	7.455	7.455	0.000	83	580445	0.5000	0.5005	
	16 Diethyl phthalate	149	7.711	7.711	0.000	94	5549	2.50	0.007645	
	17 Fluorene	166	7.774	7.774	0.000	100	429848	0.5000	0.4786	
	18 N-Nitrosodiphenylamine	169	7.898	7.898	0.000	99	234641	0.5000	0.4221	
	19 Hexachlorobenzene	284	8.289	8.289	0.000	92	174335	0.5000	0.6458	
*	20 Phenanthrene-d10	188	8.663	8.663	0.000	94	285242	0.2500	0.2500	
	21 Phenanthrene	178	8.687	8.687	0.000	100	642103	0.5000	0.4694	
	22 Anthracene	178	8.734	8.734	0.000	100	576953	0.5000	0.4522	
	23 Di-n-butyl phthalate	149	9.241	9.241	0.000	100	2480212	2.50	2.37	
$	24 Fluoranthene-d10 (Surr)	212	9.799	9.799	0.000	97	610813	0.5000	0.5083	
	25 Fluoranthene	202	9.817	9.817	0.000	99	717504	0.5000	0.4842	
	26 Pyrene	202	10.031	10.031	0.000	98	739885	0.5000	0.4315	
	27 Butyl benzyl phthalate	149	10.695	10.695	0.000	98	967702	2.50	2.47	
	28 Benzo[a]anthracene	228	11.260	11.260	0.000	100	621509	0.5000	0.4525	
*	29 Chrysene-d12	240	11.276	11.276	0.000	67	261942	0.2500	0.2500	
	30 Chrysene	228	11.299	11.299	0.000	100	730318	0.5000	0.4757	

Compound	Sig	RT (min.)	Adj RT (min.)	Dlt RT (min.)	Q	Response	Cal Amt ug/ml	OnCol Amt ug/ml	Flags
31 Bis(2-ethylhexyl) phthalate	149	11.345	11.345	0.000	100	1305528	2.50	2.24	
32 Di-n-octyl phthalate	149	12.173	12.173	0.000	100	2165383	2.50	2.00	
33 Benzo[b]fluoranthene	252	12.610	12.610	0.000	100	762093	0.5000	0.4632	
34 Benzo[k]fluoranthene	252	12.649	12.649	0.000	100	735022	0.5000	0.4186	
35 Benzo[e]pyrene	252	12.978	12.978	0.000	100	741103	0.5000	0.4670	
$ 36 Benzo(a)pyrene-d12 (Surr)	264	13.024	13.024	0.000	99	541730	0.5000	0.4839	
37 Benzo[a]pyrene	252	13.055	13.055	0.000	100	694432	0.5000	0.4629	
* 38 Perylene-d12	264	13.132	13.132	0.000	99	302833	0.2500	0.2500	
39 Perylene	252	13.170	13.170	0.000	100	750848	0.5000	0.4574	
40 Indeno[1,2,3-cd]pyrene	276	14.654	14.654	0.000	99	657844	0.5000	0.5159	M
41 Dibenz(a,h)anthracene	278	14.696	14.696	0.000	95	706372	0.5000	0.4771	
42 Benzo[g,h,i]perylene	276	15.056	15.056	0.000	95	815311	0.5000	0.4988	

QC Flag Legend

Processing Flags

Review Flags

M - Manually Integrated

Reagents:

MSS_RVSIM_4_00026 Amount Added: 1.00 Units: mL

Report Date: 28-Dec-2022 04:55:59 Chrom Revision: 2.3 20-Dec-2022 14:14:06

Eurofins Lancaster Laboratories Environment Testing, LLC

Data File:	\\chromfs\Lancaster\ChromData\HP21585\20221228-74077.b\ML0501a.D				
Injection Date:	28-Dec-2022 04:31:26	Instrument ID:	HP21585	Operator ID:	jmg00346
Lims ID:	CCVIS			Worklist Smp#:	2
Client ID:					
Injection Vol:	1.0 ul	Dil. Factor:	1.0000	ALS Bottle#:	0
Method:	8270_SIM_HP21585	Limit Group:	MSSV - 8270D_E SIM		

Column: DB-5MS 20m 0.25mm (0.25 mm)

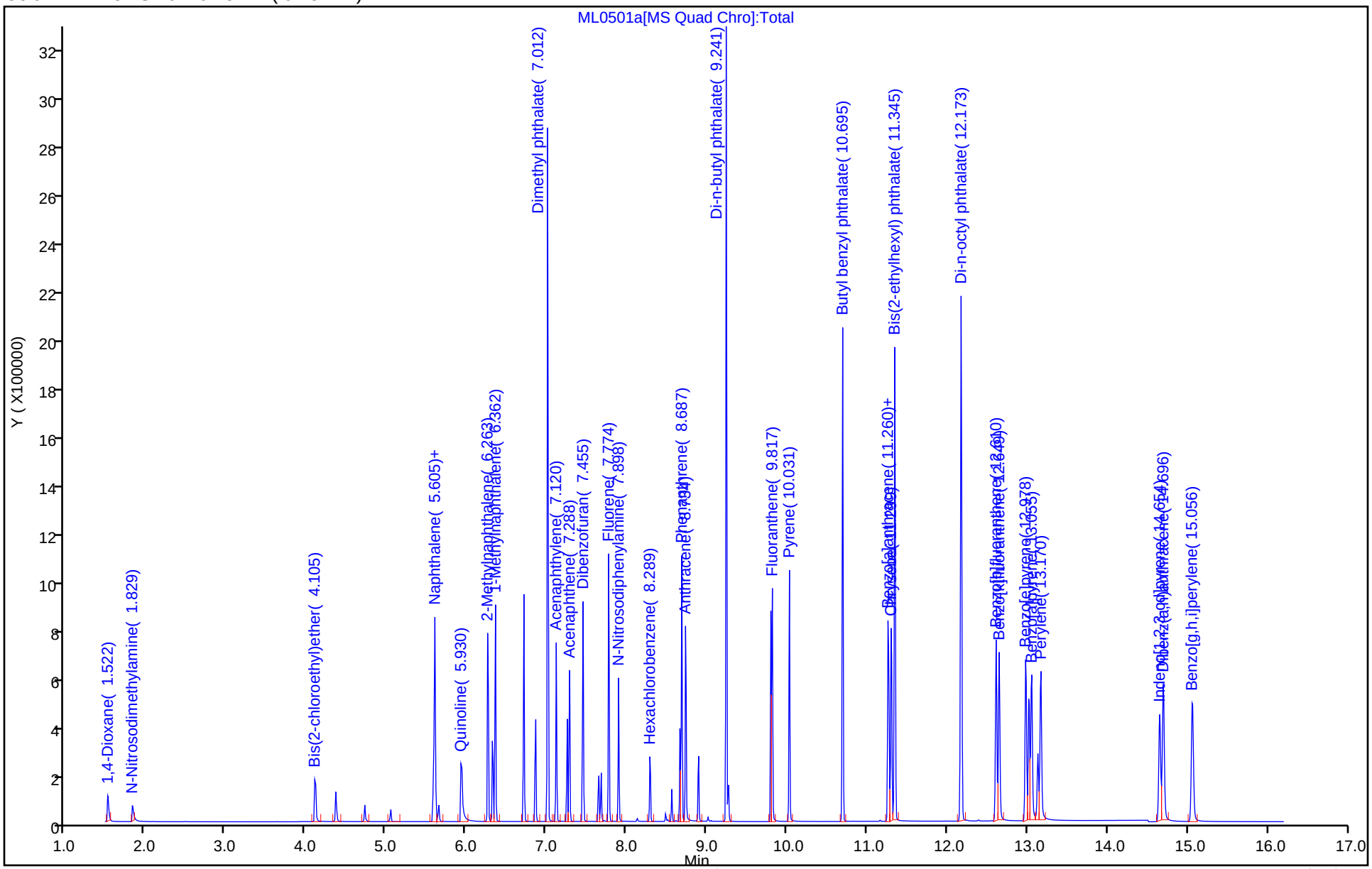

Manual Integration/User Assign Peak Report

Eurofins Lancaster Laboratories Environment Testing, LLC

Data File:	\\chromfs\Lancaster\ChromData\HP21585\20221228-74077.b\ML0501a.D				
Injection Date:	28-Dec-2022 04:31:26	Instrument ID:	HP21585		
Lims ID:	CCVIS				
Client ID:					
Operator ID:	jmg00346	ALS Bottle#:	0	Worklist Smp#:	2
Injection Vol:	1.0 ul	Dil. Factor:	1.0000		
Method:	8270_SIM_HP21585	Limit Group:	MSSV - 8270D_E SIM		
Column:	DB-5MS 20m 0.25mm (0.25 mm)	Detector	MS SCAN		

40 Indeno[1,2,3-cd]pyrene, CAS: 193-39-5

Signal: 1

Processing Integration Results

RT: 14.65
Area: 856839
Amount: 0.671922
Amount Units: ug/ml

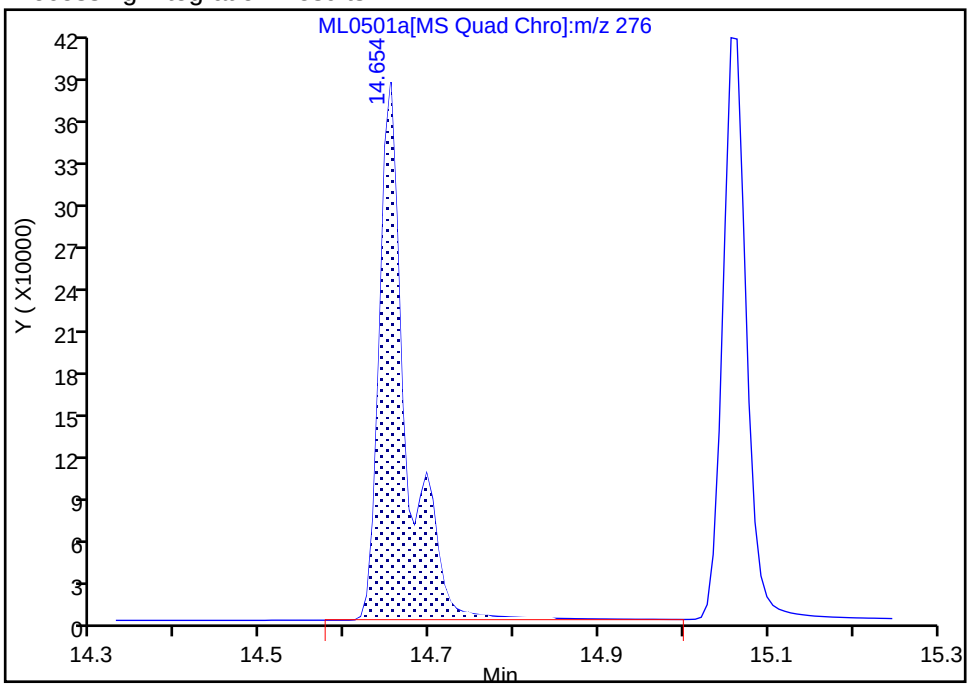

Manual Integration Results

RT: 14.65
Area: 657844
Amount: 0.515873
Amount Units: ug/ml

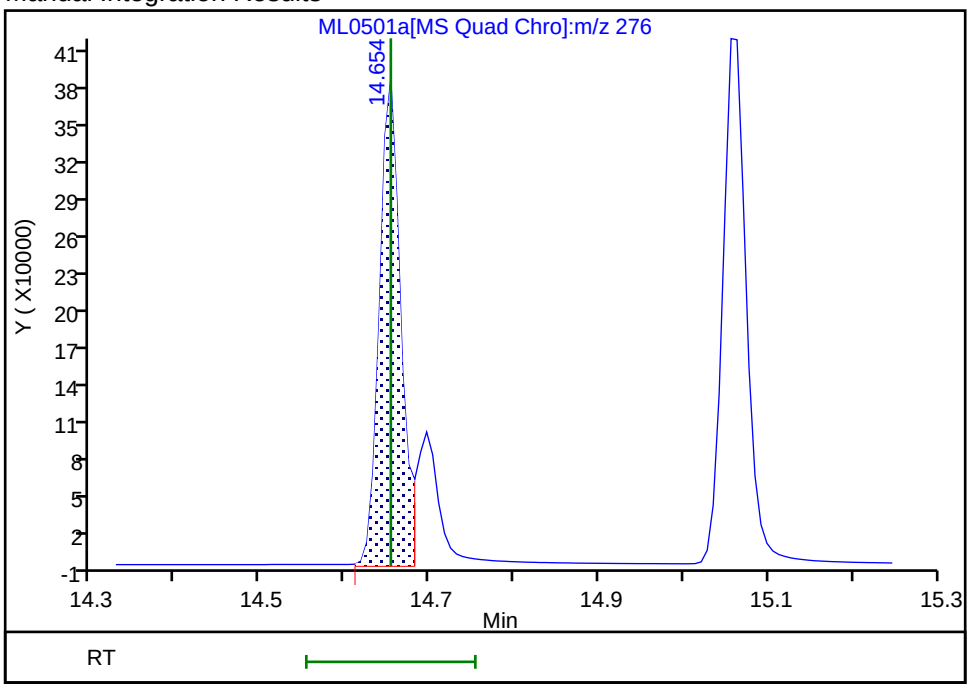

Reviewer: UJM0, 28-Dec-2022 04:54:51

Audit Action: Manually Integrated Audit Reason: Baseline

FORM VII
GC/MS SEMI VOA CONTINUING CALIBRATION DATA

Lab Name: Eurofins Lancaster Laboratories Enviror Job No.: 410-110319-1

SDG No.:

Lab Sample ID: ICV 410-303206/9 Calibration Date: 10/05/2022 12:25

Instrument ID: HP23263 Calib Start Date: 10/05/2022 09:51

GC Column: DB-5MS 30m 0.25 ID: 0.25(mm) Calib End Date: 10/05/2022 11:42

Lab File ID: NJ0028.D Conc. Units: ug/mL

ANALYTE	CURVE TYPE	AVE RRF	RRF	MIN RRF	CALC AMOUNT	SPIKE AMOUNT	%D	MAX %D
1,4-Dioxane	Ave	0.5931	0.5680		0.958	1.00	-4.2	30.0
N-Nitrosodimethylamine	Ave	0.6733	0.9004		1.34	1.00	33.7*	30.0
Bis(2-chloroethyl)ether	Ave	0.3544	0.4179		1.18	1.00	17.9	30.0
Naphthalene	Ave	1.013	1.052		1.04	1.00	3.9	30.0
2-Methylnaphthalene	Ave	0.6445	0.5953		0.924	1.00	-7.6	30.0
1-Methylnaphthalene	Ave	0.5764	0.5941		1.03	1.00	3.1	30.0
Dimethyl phthalate	Ave	1.160	1.363		1.17	1.00	17.5	30.0
Acenaphthylene	Ave	2.089	1.977		0.946	1.00	-5.4	30.0
Acenaphthene	Ave	1.256	1.253		0.998	1.00	-0.2	30.0
Dibenzofuran	Ave	1.891	1.823		0.964	1.00	-3.6	30.0
Diethyl phthalate	Ave	1.091	1.233		1.13	1.00	13.0	30.0
Fluorene	Ave	1.386	1.339		0.966	1.00	-3.4	30.0
N-Nitrosodiphenylamine	Ave	0.4900	0.6702		1.16	0.850	36.8*	30.0
Hexachlorobenzene	Ave	0.2716	0.2662		0.980	1.00	-2.0	30.0
Phenanthrene	Ave	1.185	1.160		0.979	1.00	-2.1	30.0
Anthracene	Ave	1.097	1.102		1.00	1.00	0.4	30.0
Di-n-butyl phthalate	Ave	0.8678	1.009		1.16	1.00	16.3	30.0
Fluoranthene	Ave	1.097	1.055		0.962	1.00	-3.8	30.0
Pyrene	Ave	1.867	1.831		0.981	1.00	-1.9	30.0
Butyl benzyl phthalate	Ave	0.4763	0.5514		1.16	1.00	15.8	30.0
Benzo[a]anthracene	Ave	1.361	1.358		0.998	1.00	-0.2	30.0
Chrysene	Ave	1.416	1.381		0.975	1.00	-2.5	30.0
Bis(2-ethylhexyl) phthalate	Ave	0.5651	0.6589		1.17	1.00	16.6	30.0
Di-n-octyl phthalate	Ave	0.9920	1.148		1.16	1.00	15.7	30.0
Benzo[b]fluoranthene	Ave	1.443	1.531		1.06	1.00	6.2	30.0
Benzo[k]fluoranthene	Ave	1.586	1.597		1.01	1.00	0.7	30.0
Benzo[e]pyrene	Ave	1.415	1.444		1.10	1.08	2.1	30.0
Benzo[a]pyrene	Ave	1.293	1.333		1.03	1.00	3.1	30.0
Perylene	Ave	1.316	1.671		1.27	1.00	27.0	30.0
Indeno[1,2,3-cd]pyrene	Ave	1.026	1.078		1.05	1.00	5.1	30.0
Dibenz(a,h)anthracene	Ave	1.091	1.129		1.04	1.00	3.5	30.0
Benzo[g,h,i]perylene	Ave	1.263	1.251		0.991	1.00	-0.9	30.0

Eurofins Lancaster Laboratories Environment Testing, LLC
Target Compound Quantitation Report

Data File: \\chromfs\Lancaster\ChromData\HP23263\20221005-67959.b\NJ0028.D
Lims ID: ICV
Client ID:
Sample Type: ICV
Inject. Date: 05-Oct-2022 12:25:30 ALS Bottle#: 9 Worklist Smp#: 9
Injection Vol: 1.0 ul Dil. Factor: 1.0000
Sample Info: ICV
Misc. Info.: 410-0067959-009
Operator ID: jmg00346 Instrument ID: HP23263
Sublist:

Method: \\chromfs\Lancaster\ChromData\HP23263\20221005-67959.b\8270_SIM_HP23263.m
Limit Group: MSSV - 8270D_E SIM
Last Update: 05-Oct-2022 16:17:53 Calib Date: 05-Oct-2022 11:42:30
Integrator: Falcon ID Type: RT Order ID
Quant Method: Internal Standard Quant By: Initial Calibration
Last ICal File: \\chromfs\Lancaster\ChromData\HP23263\20221005-67959.b\NJ0026.D

Column 1 : DB-5MS 20m 0.25mm (0.25 mm) Det: MS SCAN
Process Host: CTX1660

First Level Reviewer: SJ89 Date: 05-Oct-2022 16:01:45

Compound	Sig	RT (min.)	Adj RT (min.)	Dlt RT (min.)	Q	Response	Cal Amt ug/ml	OnCol Amt ug/ml	Flags
1 1,4-Dioxane	88	1.946	1.858	0.088	94	69969	1.00	0.9576	a
2 N-Nitrosodimethylamine	74	2.218	2.161	0.057	90	110917	1.00	1.34	
3 Bis(2-chloroethyl)ether	93	4.368	4.368	0.000	86	174306	1.00	1.18	M
* 4 1,4-Dichlorobenzene-d4	152	4.631	4.631	0.000	94	30798	0.2500	0.2500	
* 5 Naphthalene-d8	136	5.818	5.818	0.000	100	104279	0.2500	0.2500	M
6 Naphthalene	128	5.830	5.830	0.000	100	438829	1.00	1.04	
8 2-Methylnaphthalene	142	6.485	6.488	-0.003	99	248308	1.00	0.9236	
10 1-Methylnaphthalene	142	6.575	6.578	-0.003	96	247826	1.00	1.03	
11 Dimethyl phthalate	163	7.216	7.219	-0.003	99	254572	1.00	1.17	
12 Acenaphthylene	152	7.347	7.339	0.008	97	369168	1.00	0.9460	
* 13 Acenaphthene-d10	164	7.477	7.479	-0.002	90	46689	0.2500	0.2500	
14 Acenaphthene	154	7.507	7.509	-0.002	97	234017	1.00	1.00	
15 Dibenzofuran	168	7.673	7.675	-0.002	97	340484	1.00	0.9643	
16 Diethyl phthalate	149	7.889	7.891	-0.002	100	230294	1.00	1.13	
17 Fluorene	166	7.997	7.999	-0.002	99	250103	1.00	0.9664	
18 N-Nitrosodiphenylamine	169	8.113	8.108	0.005	95	168500	0.8500	1.16	
19 Hexachlorobenzene	284	8.514	8.517	-0.003	88	78736	1.00	0.9801	
* 20 Phenanthrene-d10	188	8.893	8.888	0.005	100	73944	0.2500	0.2500	
21 Phenanthrene	178	8.908	8.911	-0.003	100	343167	1.00	0.9794	
22 Anthracene	178	8.962	8.957	0.005	100	325798	1.00	1.00	
23 Di-n-butyl phthalate	149	9.454	9.450	0.004	100	298549	1.00	1.16	
25 Fluoranthene	202	10.043	10.046	-0.003	95	311969	1.00	0.9616	
26 Pyrene	202	10.263	10.265	-0.002	97	315480	1.00	0.9806	
27 Butyl benzyl phthalate	149	10.945	10.949	-0.004	100	95016	1.00	1.16	
28 Benzo[a]anthracene	228	11.574	11.571	0.003	99	234012	1.00	1.00	
* 29 Chrysene-d12	240	11.582	11.586	-0.004	51	43078	0.2500	0.2500	
30 Chrysene	228	11.613	11.617	-0.004	100	237988	1.00	0.9752	
31 Bis(2-ethylhexyl) phthalate	149	11.643	11.647	-0.004	98	113535	1.00	1.17	
32 Di-n-octyl phthalate	149	12.548	12.545	0.003	100	162307	1.00	1.16	
33 Benzo[b]fluoranthene	252	13.024	13.028	-0.004	100	216515	1.00	1.06	

Compound	Sig	RT (min.)	Adj RT (min.)	Dlt RT (min.)	Q	Response	Cal Amt ug/ml	OnCol Amt ug/ml	Flags
34 Benzo[k]fluoranthene	252	13.070	13.066	0.004	100	225788	1.00	1.01	
35 Benzo[e]pyrene	252	13.423	13.419	0.004	100	220041	1.08	1.10	a
37 Benzo[a]pyrene	252	13.499	13.496	0.003	100	188469	1.00	1.03	
* 38 Perylene-d12	264	13.584	13.588	-0.004	96	35344	0.2500	0.2500	
39 Perylene	252	13.622	13.618	0.004	100	236295	1.00	1.27	
40 Indeno[1,2,3-cd]pyrene	276	15.277	15.273	0.004	97	152396	1.00	1.05	
41 Dibenz(a,h)anthracene	278	15.334	15.337	-0.003	98	159652	1.00	1.04	
42 Benzo[g,h,i]perylene	276	15.757	15.761	-0.004	99	176855	1.00	0.99	

QC Flag Legend

Processing Flags

Review Flags

M - Manually Integrated

a - User Assigned ID

Reagents:

SIMLCS_MS_icv_00001 Amount Added: 1.00 Units: mL

MSS_RVSIM_IS_00032 Amount Added: 10.00 Units: uL Run Reagent

Report Date: 05-Oct-2022 16:18:38 Chrom Revision: 2.3 22-Sep-2022 21:23:26

Eurofins Lancaster Laboratories Environment Testing, LLC

Data File:	\\chromfs\Lancaster\ChromData\HP23263\20221005-67959.b\NJ0028.D				
Injection Date:	05-Oct-2022 12:25:30	Instrument ID:	HP23263	Operator ID:	jmg00346
Lims ID:	ICV			Worklist Smp#:	9
Client ID:					
Injection Vol:	1.0 ul	Dil. Factor:	1.0000	ALS Bottle#:	9
Method:	8270_SIM_HP23263	Limit Group:	MSSV - 8270D_E SIM		

Column: DB-5MS 20m 0.25mm (0.25 mm)

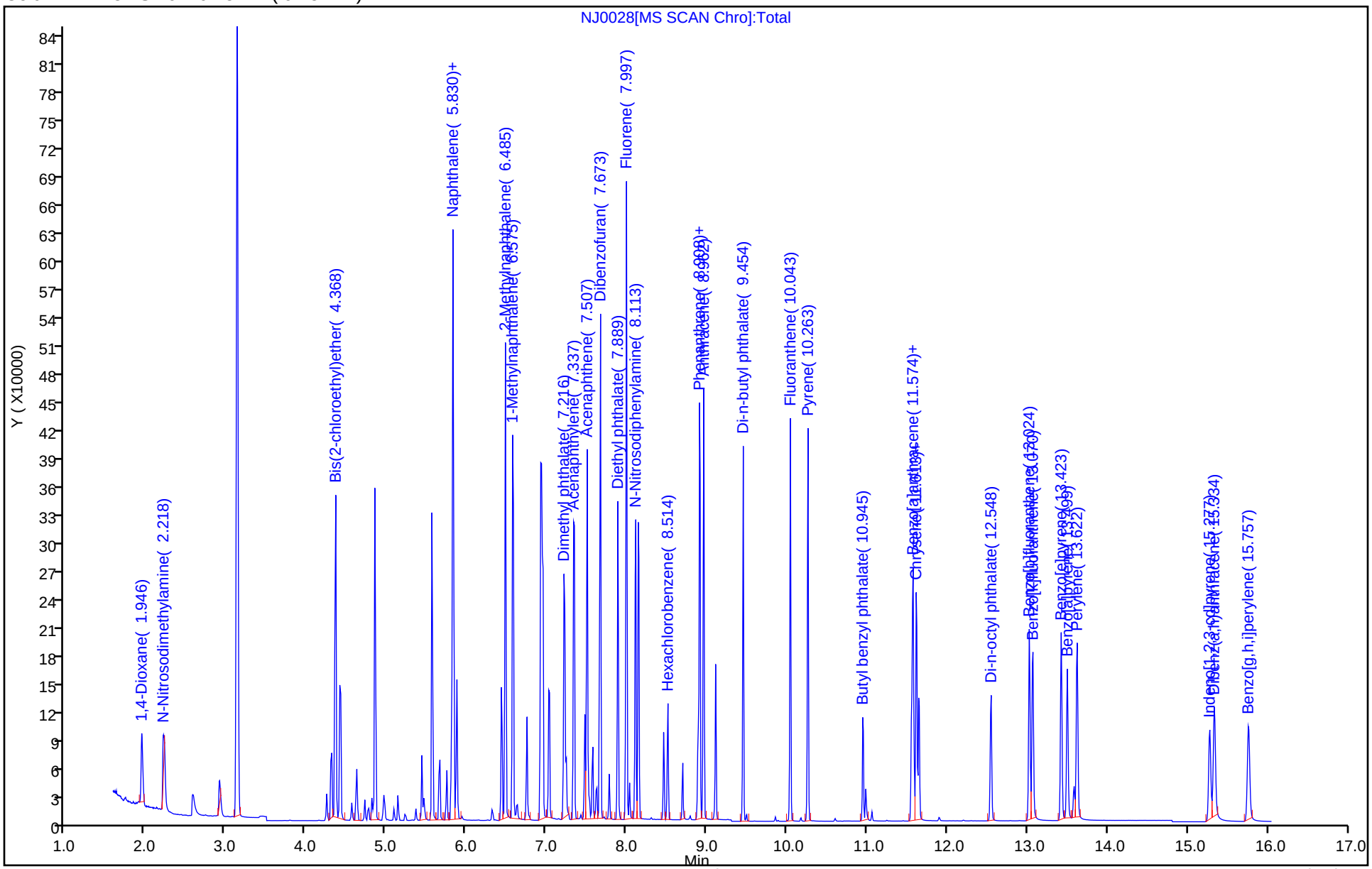

Manual Integration/User Assign Peak Report

Eurofins Lancaster Laboratories Environment Testing, LLC

Data File:	\\chromfs\Lancaster\ChromData\HP23263\20221005-67959.b\NJ0028.D				
Injection Date:	05-Oct-2022 12:25:30	Instrument ID:	HP23263		
Lims ID:	ICV				
Client ID:					
Operator ID:	jmg00346	ALS Bottle#:	9	Worklist Smp#:	9
Injection Vol:	1.0 ul	Dil. Factor:	1.0000		
Method:	8270_SIM_HP23263	Limit Group:	MSSV - 8270D_E SIM		
Column:	DB-5MS 20m 0.25mm (0.25 mm)	Detector	MS SCAN		

1 1,4-Dioxane, CAS: 123-91-1

Signal: 1

Not Detected
Expected RT: 1.86

Processing Integration Results

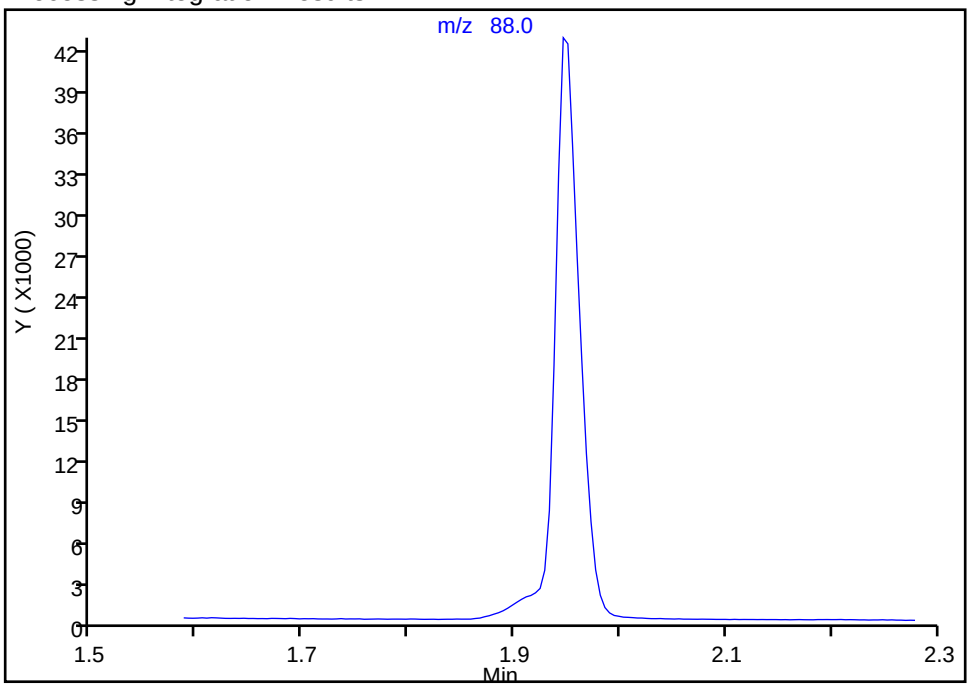

RT: 1.95
Area: 69969
Amount: 0.957575
Amount Units: ug/ml

Manual Integration Results

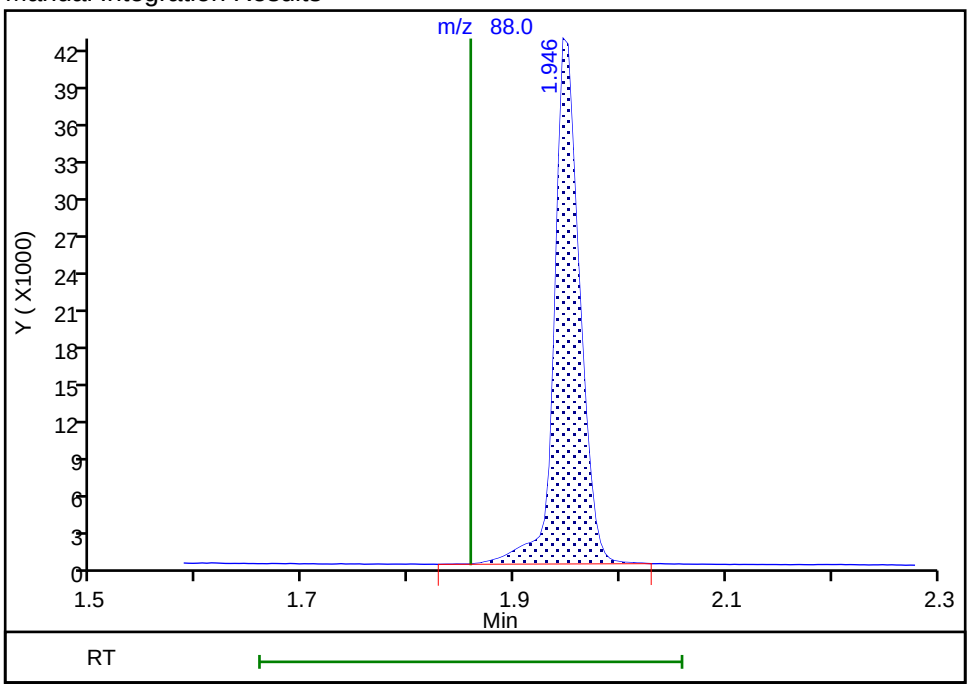

Reviewer: SJ89, 05-Oct-2022 16:01:17
Audit Action: Assigned Compound ID Audit Reason: Split Peak

Manual Integration/User Assign Peak Report

Eurofins Lancaster Laboratories Environment Testing, LLC

Data File:	\\chromfs\Lancaster\ChromData\HP23263\20221005-67959.b\NJ0028.D				
Injection Date:	05-Oct-2022 12:25:30	Instrument ID:	HP23263		
Lims ID:	ICV				
Client ID:					
Operator ID:	jmg00346	ALS Bottle#:	9	Worklist Smp#:	9
Injection Vol:	1.0 ul	Dil. Factor:	1.0000		
Method:	8270_SIM_HP23263	Limit Group:	MSSV - 8270D_E SIM		
Column:	DB-5MS 20m 0.25mm (0.25 mm)	Detector	MS SCAN		

* 5 Naphthalene-d8, CAS: 1146-65-2

Signal: 1

Processing Integration Results

RT: 5.82
Area: 139615
Amount: 0.250000
Amount Units: ug/ml

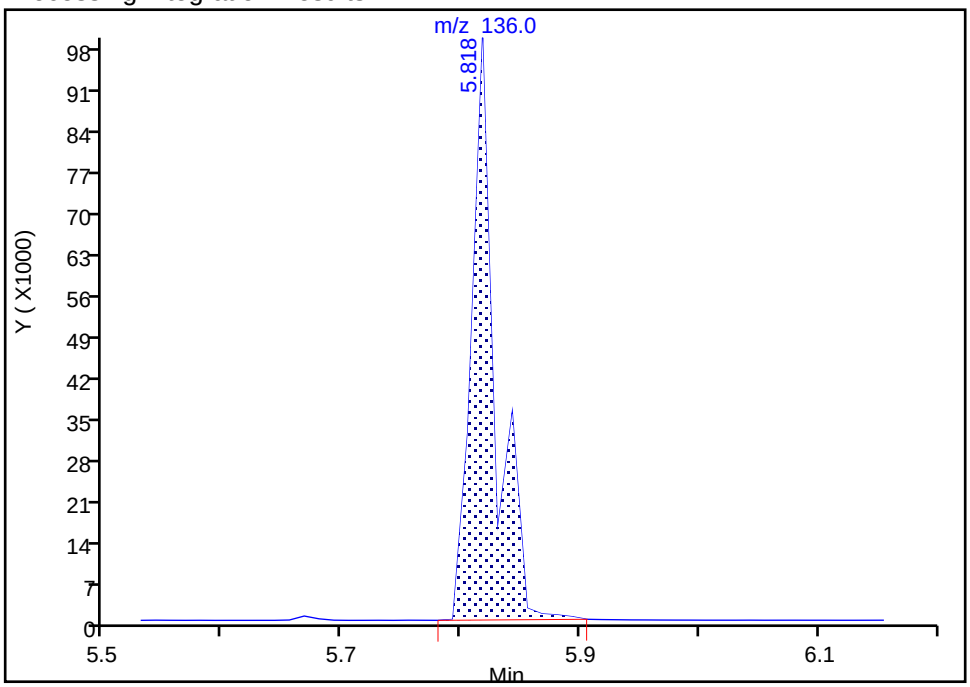

Manual Integration Results

RT: 5.82
Area: 104279
Amount: 0.250000
Amount Units: ug/ml

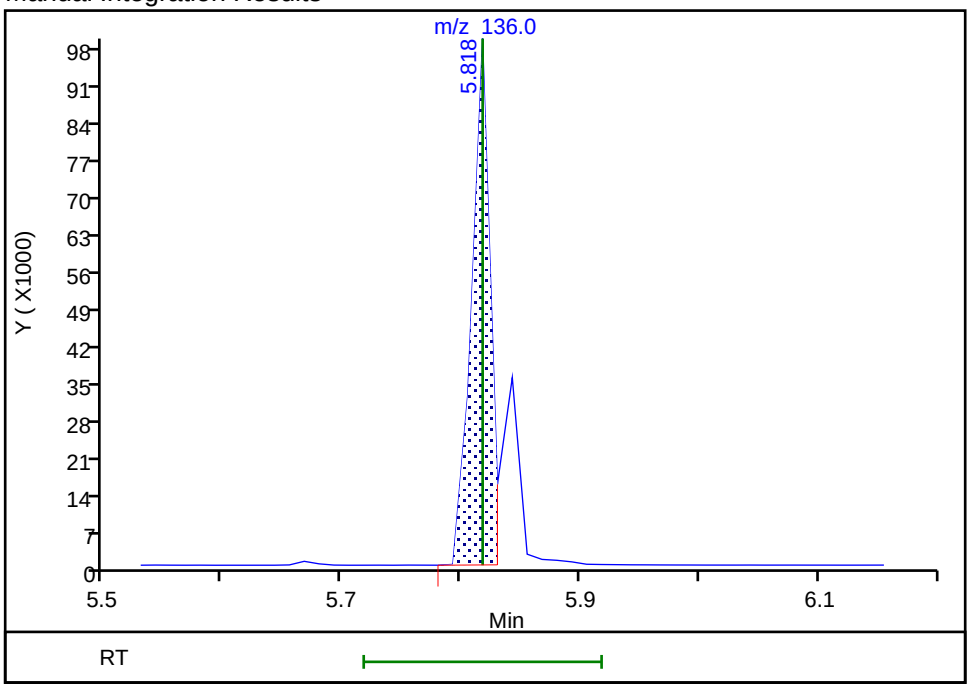

Reviewer: SJ89, 05-Oct-2022 16:00:27
Audit Action: Split an Integrated Peak Audit Reason: Split Peak

Manual Integration/User Assign Peak Report

Eurofins Lancaster Laboratories Environment Testing, LLC

Data File:	\\chromfs\Lancaster\ChromData\HP23263\20221005-67959.b\NJ0028.D				
Injection Date:	05-Oct-2022 12:25:30	Instrument ID:	HP23263		
Lims ID:	ICV				
Client ID:					
Operator ID:	jmg00346	ALS Bottle#:	9	Worklist Smp#:	9
Injection Vol:	1.0 ul	Dil. Factor:	1.0000		
Method:	8270_SIM_HP23263	Limit Group:	MSSV - 8270D_E SIM		
Column:	DB-5MS 20m 0.25mm (0.25 mm)	Detector	MS SCAN		

3 Bis(2-chloroethyl)ether, CAS: 111-44-4

Signal: 1

Processing Integration Results

RT: 4.37
Area: 178326
Amount: 1.206361
Amount Units: ug/ml

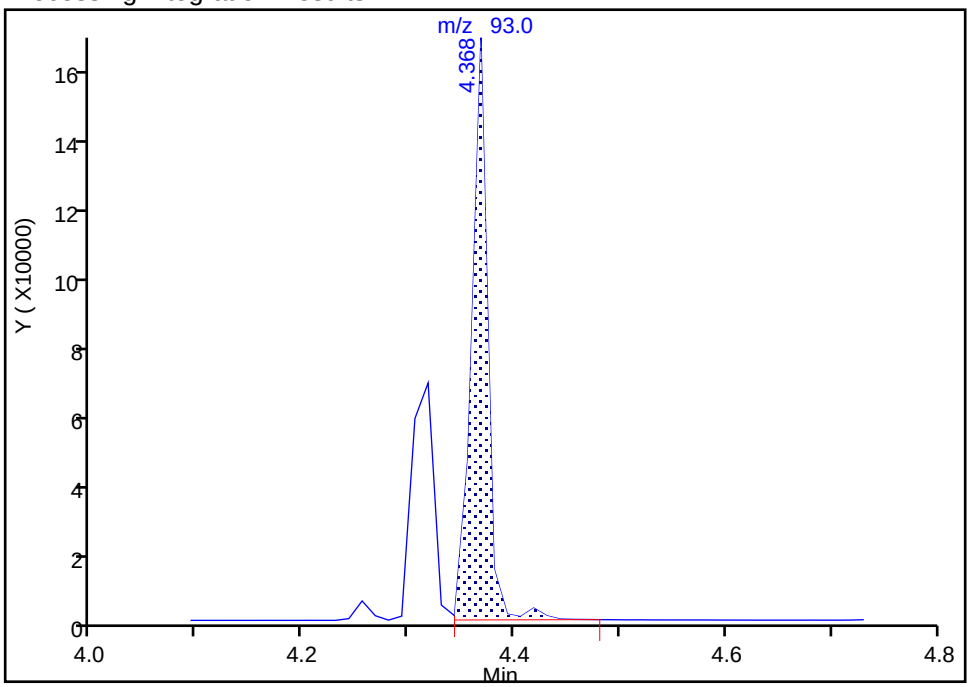

Manual Integration Results

RT: 4.37
Area: 174306
Amount: 1.179166
Amount Units: ug/ml

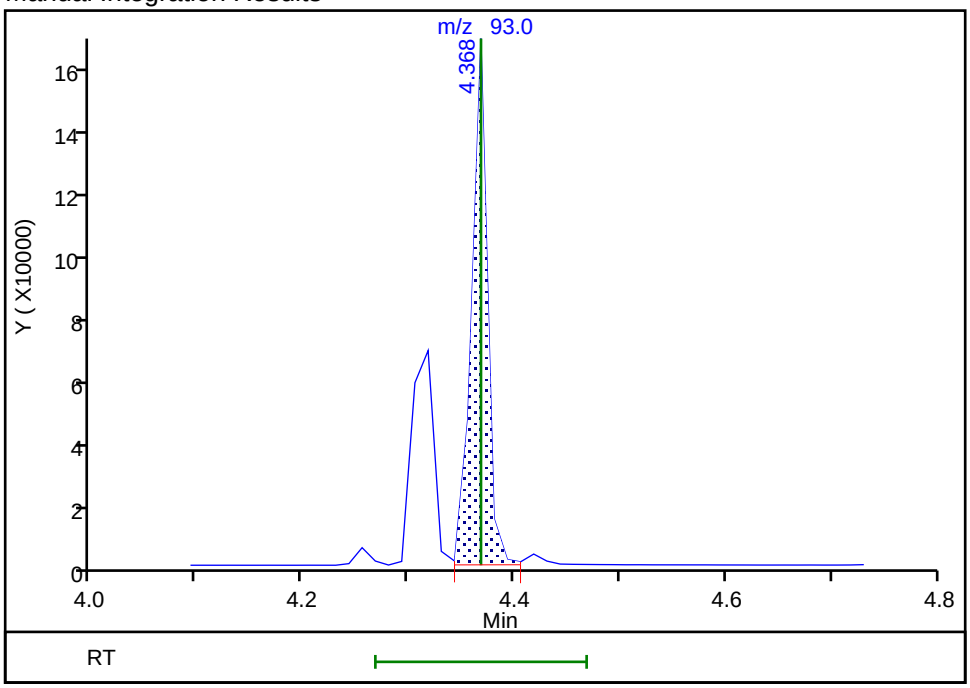

Reviewer: SJ89, 05-Oct-2022 16:14:54
Audit Action: Split an Integrated Peak Audit Reason: Split Peak

Manual Integration/User Assign Peak Report

Eurofins Lancaster Laboratories Environment Testing, LLC

Data File:	\\chromfs\Lancaster\ChromData\HP23263\20221005-67959.b\NJ0028.D				
Injection Date:	05-Oct-2022 12:25:30	Instrument ID:	HP23263		
Lims ID:	ICV				
Client ID:					
Operator ID:	jmg00346	ALS Bottle#:	9	Worklist Smp#:	9
Injection Vol:	1.0 ul	Dil. Factor:	1.0000		
Method:	8270_SIM_HP23263	Limit Group:	MSSV - 8270D_E SIM		
Column:	DB-5MS 20m 0.25mm (0.25 mm)	Detector	MS SCAN		

35 Benzo[e]pyrene, CAS: 192-97-2

Signal: 1

Processing Integration Results

Not Detected
Expected RT: 13.42

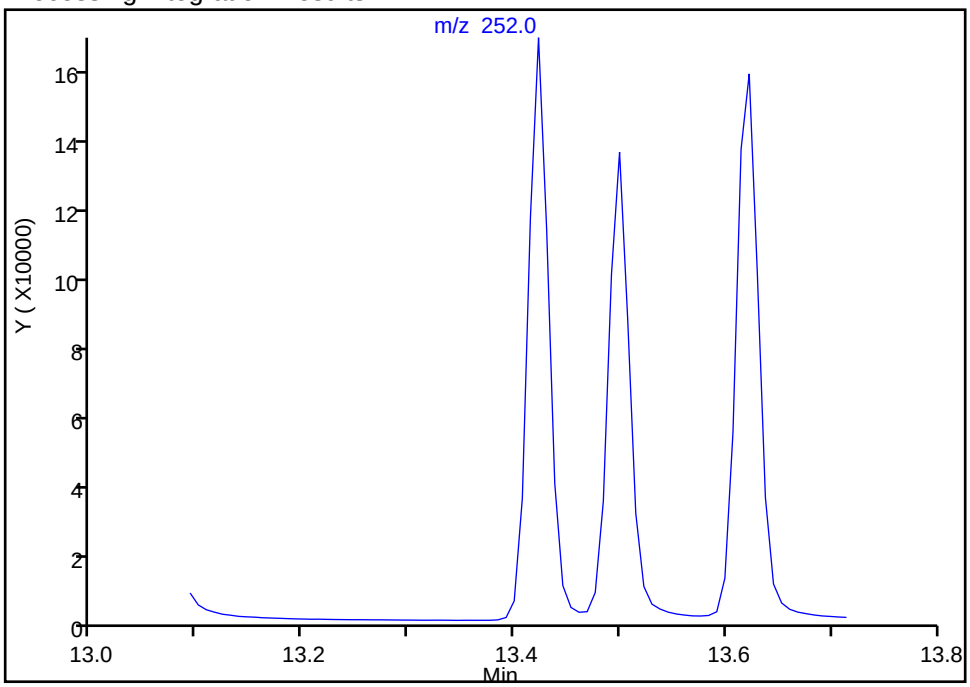

Manual Integration Results

RT: 13.42
Area: 220041
Amount: 1.100306
Amount Units: ug/ml

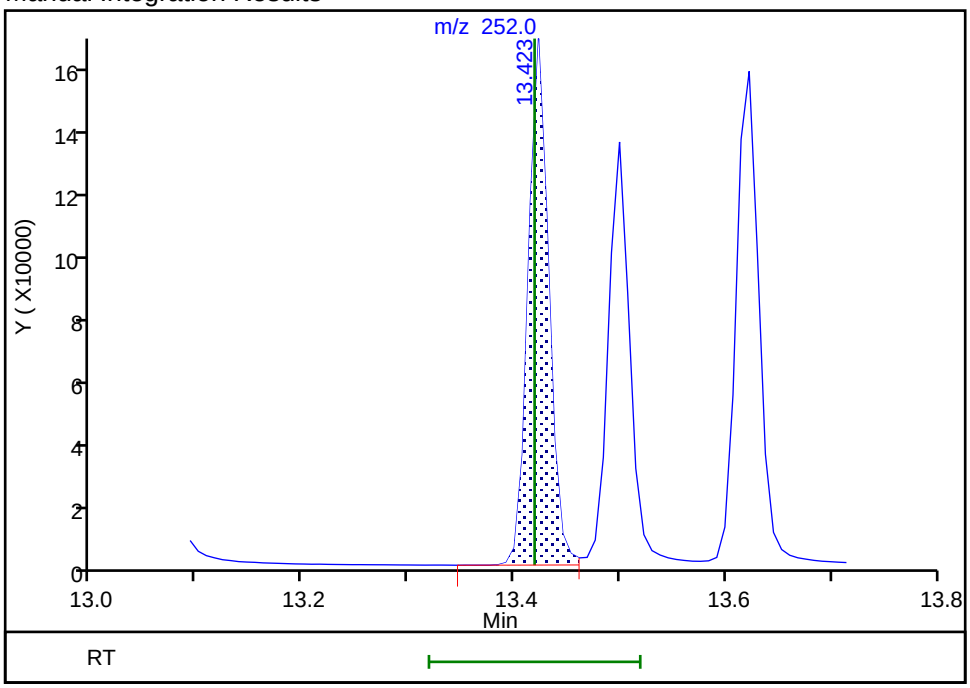

Reviewer: SJ89, 05-Oct-2022 16:06:02
Audit Action: Assigned Compound ID Audit Reason: Peak assignment corrected

FORM VII
GC/MS SEMI VOA CONTINUING CALIBRATION DATA

Lab Name: Eurofins Lancaster Laboratories Enviror Job No.: 410-110319-1

SDG No.:

Lab Sample ID: CCVIS 410-331032/2 Calibration Date: 12/29/2022 03:50

Instrument ID: HP23263 Calib Start Date: 10/05/2022 09:51

GC Column: DB-5MS 30m 0.25 ID: 0.25(mm) Calib End Date: 10/05/2022 11:42

Lab File ID: NL1201.D Conc. Units: ug/mL

ANALYTE	CURVE TYPE	AVE RRF	RRF	MIN RRF	CALC AMOUNT	SPIKE AMOUNT	%D	MAX %D
1,4-Dioxane	Ave	0.5931	0.5659		0.477	0.500	-4.6	20.4
N-Nitrosodimethylamine	Ave	0.6733	0.6530		0.485	0.500	-3.0	20.4
Bis(2-chloroethyl)ether	Ave	0.3544	0.3794		0.535	0.500	7.1	20.4
Naphthalene	Ave	1.013	0.9691		0.478	0.500	-4.3	20.4
Quinoline	Ave	0.6401	0.5848		0.457	0.500	-8.6	20.4
2-Methylnaphthalene	Ave	0.6445	0.6409		0.497	0.500	-0.6	20.4
1-Methylnaphthalene	Ave	0.5764	0.5771		0.501	0.500	0.1	20.4
Dimethyl phthalate	Ave	1.160	1.171		2.52	2.50	0.9	20.4
Acenaphthylene	Ave	2.089	1.901		0.455	0.500	-9.0	20.4
Acenaphthene	Ave	1.256	1.170		0.466	0.500	-6.8	20.4
Dibenzofuran	Ave	1.891	1.901		0.503	0.500	0.6	20.4
Diethyl phthalate	Ave	1.091	1.189		2.72	2.50	8.9	20.4
Fluorene	Ave	1.386	1.401		0.506	0.500	1.1	20.4
N-Nitrosodiphenylamine	Ave	0.4900	0.4713		0.481	0.500	-3.8	20.4
Hexachlorobenzene	Ave	0.2716	0.2787		0.513	0.500	2.6	20.4
Phenanthrene	Ave	1.185	1.125		0.475	0.500	-5.0	20.4
Anthracene	Ave	1.097	1.022		0.466	0.500	-6.9	20.4
Di-n-butyl phthalate	Ave	0.8678	0.9825		2.83	2.50	13.2	20.4
Fluoranthene	Ave	1.097	1.083		0.494	0.500	-1.3	20.4
Pyrene	Ave	1.867	1.673		0.448	0.500	-10.4	20.4
Butyl benzyl phthalate	Ave	0.4763	0.5533		2.90	2.50	16.2	20.4
Benzo[a]anthracene	Ave	1.361	1.332		0.489	0.500	-2.2	20.4
Chrysene	Ave	1.416	1.453		0.513	0.500	2.6	20.4
Bis(2-ethylhexyl) phthalate	Ave	0.5651	0.6950		3.07	2.50	23.0*	20.4
Di-n-octyl phthalate	Ave	0.9920	1.160		2.92	2.50	17.0	20.4
Benzo[b]fluoranthene	Ave	1.443	1.323		0.459	0.500	-8.3	20.4
Benzo[k]fluoranthene	Ave	1.586	1.467		0.463	0.500	-7.5	20.4
Benzo[e]pyrene	Ave	1.415	1.371		0.484	0.500	-3.1	20.4
Benzo[a]pyrene	Ave	1.293	1.312		0.508	0.500	1.5	20.4
Perylene	Ave	1.316	1.354		0.514	0.500	2.9	20.4
Indeno[1,2,3-cd]pyrene	Ave	1.026	0.9169		0.447	0.500	-10.6	20.4
Dibenz(a,h)anthracene	Ave	1.091	1.022		0.469	0.500	-6.3	20.4
Benzo[g,h,i]perylene	Ave	1.263	1.121		0.444	0.500	-11.2	20.4
1-Methylnaphthalene-d10 (Surr)	Ave	0.4599	0.4770		0.519	0.500	3.7	20.4
Fluoranthene-d10 (Surr)	Ave	0.9114	0.9394		0.515	0.500	3.1	20.4
Benzo(a)pyrene-d12 (Surr)	Ave	0.9598	0.9683		0.504	0.500	0.9	20.4

Eurofins Lancaster Laboratories Environment Testing, LLC
Target Compound Quantitation Report

Data File: \\chromfs\Lancaster\ChromData\HP23263\20221229-74172.b\NL1201.D
Lims ID: CCVIS
Client ID:
Sample Type: CCVIS
Inject. Date: 29-Dec-2022 03:50:30 ALS Bottle#: 2 Worklist Smp#: 2
Injection Vol: 1.0 ul Dil. Factor: 1.0000
Sample Info: CCVIS
Misc. Info.: 410-0074172-002
Operator ID: jmg00346 Instrument ID: HP23263
Sublist: chrom-8270_SIM_HP23263*sub3

Method: \\chromfs\Lancaster\ChromData\HP23263\20221229-74172.b\8270_SIM_HP23263.m
Limit Group: MSSV - 8270D_E SIM
Last Update: 29-Dec-2022 04:17:25 Calib Date: 05-Oct-2022 11:42:30
Integrator: Falcon ID Type: RT Order ID
Quant Method: Internal Standard Quant By: Initial Calibration
Last ICal File: \\chromfs\Lancaster\ChromData\HP23263\20221005-67959.b\NJ0026.D

Column 1 : DB-5MS 20m 0.25mm (0.25 mm) Det: MS SCAN
Process Host: CTX1632

First Level Reviewer: UJM0 Date: 29-Dec-2022 04:17:19

Compound	Sig	RT (min.)	Adj RT (min.)	Dlt RT (min.)	Q	Response	Cal Amt ug/ml	OnCol Amt ug/ml	Flags
1 1,4-Dioxane	88	1.653	1.653	0.000	95	40887	0.5000	0.4770	
2 N-Nitrosodimethylamine	74	1.973	1.973	0.000	92	47185	0.5000	0.4850	
3 Bis(2-chloroethyl)ether	93	4.269	4.269	0.000	93	87636	0.5000	0.5353	
* 4 1,4-Dichlorobenzene-d4	152	4.531	4.531	0.000	98	36127	0.2500	0.2500	
* 5 Naphthalene-d8	136	5.744	5.744	0.000	100	115490	0.2500	0.2500	
6 Naphthalene	128	5.756	5.756	0.000	100	223850	0.5000	0.4784	
7 Quinoline	129	6.081	6.081	0.000	97	135071	0.5000	0.4568	
8 2-Methylnaphthalene	142	6.416	6.416	0.000	100	148040	0.5000	0.4972	
$ 9 1-Methylnaphthalene-d10	152	6.476	6.476	0.000	99	110168	0.5000	0.5186	
10 1-Methylnaphthalene	142	6.506	6.506	0.000	95	133307	0.5000	0.5007	
11 Dimethyl phthalate	163	7.157	7.157	0.000	99	542526	2.50	2.52	
12 Acenaphthylene	152	7.277	7.277	0.000	97	176197	0.5000	0.4550	
* 13 Acenaphthene-d10	164	7.408	7.408	0.000	90	46334	0.2500	0.2500	
14 Acenaphthene	154	7.438	7.438	0.000	96	108411	0.5000	0.4658	
15 Dibenzofuran	168	7.608	7.608	0.000	69	176189	0.5000	0.5028	
16 Diethyl phthalate	149	7.828	7.828	0.000	99	550806	2.50	2.72	
17 Fluorene	166	7.928	7.928	0.000	99	129859	0.5000	0.5056	
18 N-Nitrosodiphenylamine	169	8.052	8.052	0.000	96	73632	0.5000	0.4810	
19 Hexachlorobenzene	284	8.446	8.446	0.000	93	43536	0.5000	0.5130	
* 20 Phenanthrene-d10	188	8.824	8.824	0.000	100	78111	0.2500	0.2500	
21 Phenanthrene	178	8.840	8.840	0.000	100	175771	0.5000	0.4749	
22 Anthracene	178	8.894	8.894	0.000	100	159625	0.5000	0.4656	
23 Di-n-butyl phthalate	149	9.391	9.391	0.000	100	767478	2.50	2.83	
$ 24 Fluoranthene-d10 (Surr)	212	9.955	9.955	0.000	100	146760	0.5000	0.5154	
25 Fluoranthene	202	9.974	9.974	0.000	98	169197	0.5000	0.4937	
26 Pyrene	202	10.187	10.187	0.000	99	178069	0.5000	0.4480	
27 Butyl benzyl phthalate	149	10.860	10.860	0.000	100	294473	2.50	2.90	
28 Benzo[a]anthracene	228	11.466	11.466	0.000	100	141742	0.5000	0.4891	
* 29 Chrysene-d12	240	11.482	11.482	0.000	92	53217	0.2500	0.2500	
30 Chrysene	228	11.505	11.505	0.000	100	154660	0.5000	0.5130	

Compound	Sig	RT (min.)	Adj RT (min.)	Dlt RT (min.)	Q	Response	Cal Amt ug/ml	OnCol Amt ug/ml	Flags
31 Bis(2-ethylhexyl) phthalate	149	11.535	11.535	0.000	99	369848	2.50	3.07	
32 Di-n-octyl phthalate	149	12.410	12.410	0.000	100	617727	2.50	2.92	
33 Benzo[b]fluoranthene	252	12.877	12.877	0.000	100	140899	0.5000	0.4587	
34 Benzo[k]fluoranthene	252	12.916	12.916	0.000	100	156249	0.5000	0.4627	
35 Benzo[e]pyrene	252	13.269	13.269	0.000	100	145928	0.5000	0.4844	
$ 36 Benzo(a)pyrene-d12 (Surr)	264	13.307	13.307	0.000	98	103099	0.5000	0.5044	
37 Benzo[a]pyrene	252	13.345	13.345	0.000	100	139711	0.5000	0.5076	
* 38 Perylene-d12	264	13.430	13.430	0.000	95	53238	0.2500	0.2500	
39 Perylene	252	13.460	13.460	0.000	100	144134	0.5000	0.5144	
40 Indeno[1,2,3-cd]pyrene	276	15.043	15.043	0.000	96	97625	0.5000	0.4468	
41 Dibenz(a,h)anthracene	278	15.093	15.093	0.000	97	108823	0.5000	0.4685	
42 Benzo[g,h,i]perylene	276	15.495	15.495	0.000	98	119394	0.5000	0.4440	

QC Flag Legend

Processing Flags

Reagents:

MSS_RVSIM_4_00026 Amount Added: 1.00 Units: mL

Report Date: 29-Dec-2022 04:17:25 Chrom Revision: 2.3 20-Dec-2022 14:14:06

Eurofins Lancaster Laboratories Environment Testing, LLC

Data File:	\\chromfs\Lancaster\ChromData\HP23263\20221229-74172.b\NL1201.D				
Injection Date:	29-Dec-2022 03:50:30	Instrument ID:	HP23263	Operator ID:	jmg00346
Lims ID:	CCVIS			Worklist Smp#:	2
Client ID:					
Injection Vol:	1.0 ul	Dil. Factor:	1.0000	ALS Bottle#:	2
Method:	8270_SIM_HP23263	Limit Group:	MSSV - 8270D_E SIM		

Column: DB-5MS 20m 0.25mm (0.25 mm)

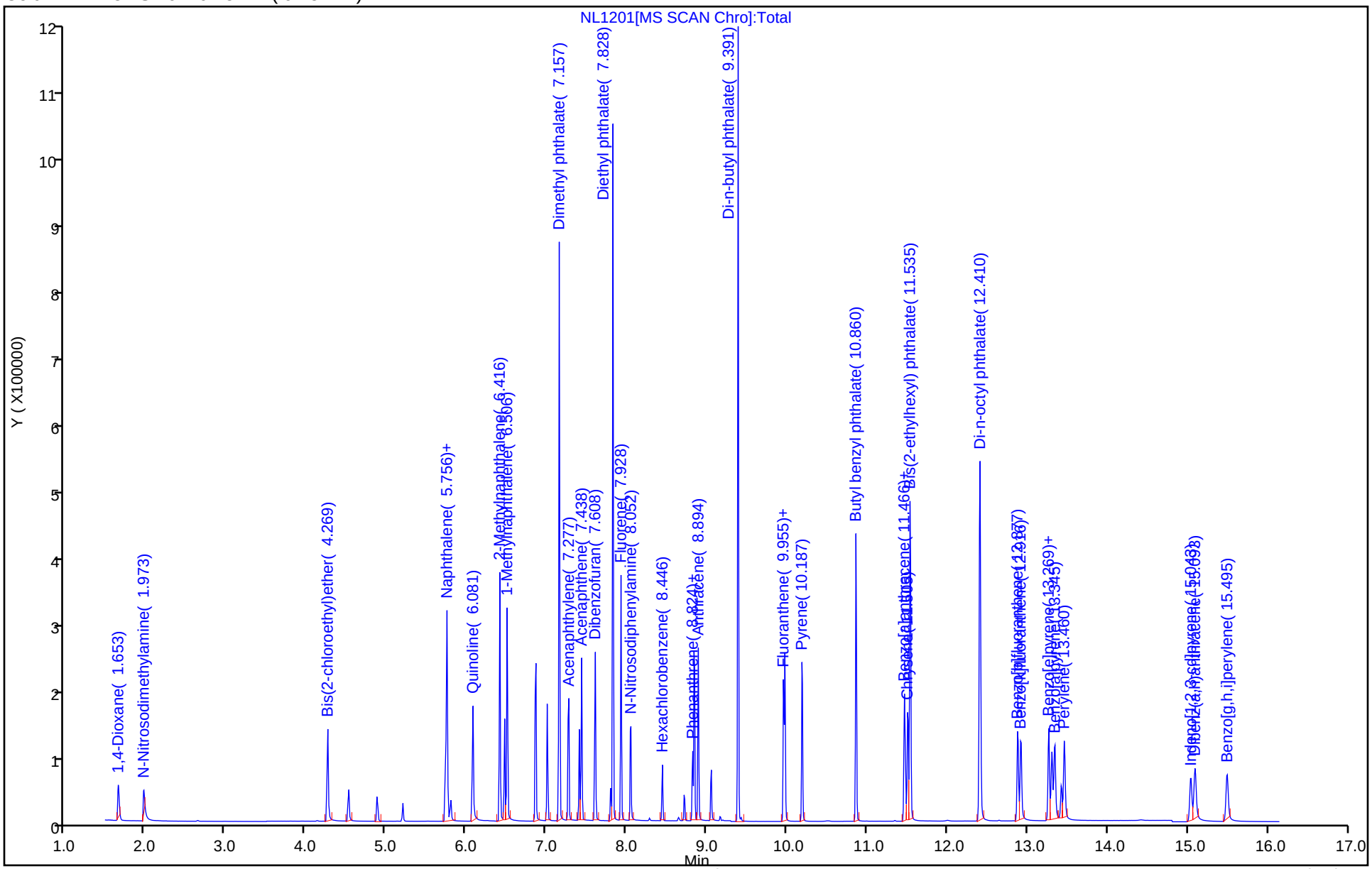

FORM VII
GC/MS SEMI VOA CONTINUING CALIBRATION DATA

Lab Name: Eurofins Lancaster Laboratories Enviror Job No.: 410-110319-1

SDG No.:

Lab Sample ID: CCVIS 410-331907/2 Calibration Date: 01/03/2023 07:23

Instrument ID: HP23263 Calib Start Date: 10/05/2022 09:51

GC Column: DB-5MS 30m 0.25 ID: 0.25(mm) Calib End Date: 10/05/2022 11:42

Lab File ID: NA0021.D Conc. Units: ug/mL

ANALYTE	CURVE TYPE	AVE RRF	RRF	MIN RRF	CALC AMOUNT	SPIKE AMOUNT	%D	MAX %D
1,4-Dioxane	Ave	0.5931	0.5063		0.427	0.500	-14.6	20.4
N-Nitrosodimethylamine	Ave	0.6733	0.6055		0.450	0.500	-10.1	20.4
Bis(2-chloroethyl)ether	Ave	0.3544	0.3789		0.535	0.500	6.9	20.4
Naphthalene	Ave	1.013	1.014		0.501	0.500	0.1	20.4
Quinoline	Ave	0.6401	0.5843		0.456	0.500	-8.7	20.4
2-Methylnaphthalene	Ave	0.6445	0.6703		0.520	0.500	4.0	20.4
1-Methylnaphthalene	Ave	0.5764	0.6248		0.542	0.500	8.4	20.4
Dimethyl phthalate	Ave	1.160	1.212		2.61	2.50	4.5	20.4
Acenaphthylene	Ave	2.089	2.055		0.492	0.500	-1.6	20.4
Acenaphthene	Ave	1.256	1.120		0.446	0.500	-10.9	20.4
Dibenzofuran	Ave	1.891	1.880		0.497	0.500	-0.6	20.4
Diethyl phthalate	Ave	1.091	1.123		2.57	2.50	2.9	20.4
Fluorene	Ave	1.386	1.367		0.493	0.500	-1.3	20.4
N-Nitrosodiphenylamine	Ave	0.4900	0.4556		0.465	0.500	-7.0	20.4
Hexachlorobenzene	Ave	0.2716	0.2663		0.490	0.500	-2.0	20.4
Phenanthrene	Ave	1.185	1.106		0.467	0.500	-6.6	20.4
Anthracene	Ave	1.097	1.115		0.508	0.500	1.7	20.4
Di-n-butyl phthalate	Ave	0.8678	0.8989		2.59	2.50	3.6	20.4
Fluoranthene	Ave	1.097	0.996		0.454	0.500	-9.1	20.4
Pyrene	Ave	1.867	1.751		0.469	0.500	-6.2	20.4
Butyl benzyl phthalate	Ave	0.4763	0.5636		2.96	2.50	18.3	20.4
Benzo[a]anthracene	Ave	1.361	1.383		0.508	0.500	1.6	20.4
Chrysene	Ave	1.416	1.425		0.503	0.500	0.6	20.4
Bis(2-ethylhexyl) phthalate	Ave	0.5651	0.6552		2.90	2.50	15.9	20.4
Di-n-octyl phthalate	Ave	0.9920	1.138		2.87	2.50	14.7	20.4
Benzo[b]fluoranthene	Ave	1.443	1.442		0.500	0.500	-0.0	20.4
Benzo[k]fluoranthene	Ave	1.586	1.417		0.447	0.500	-10.7	20.4
Benzo[e]pyrene	Ave	1.415	1.395		0.493	0.500	-1.4	20.4
Benzo[a]pyrene	Ave	1.293	1.280		0.495	0.500	-1.0	20.4
Perylene	Ave	1.316	1.324		0.503	0.500	0.7	20.4
Indeno[1,2,3-cd]pyrene	Ave	1.026	1.035		0.504	0.500	0.9	20.4
Dibenz(a,h)anthracene	Ave	1.091	1.111		0.509	0.500	1.8	20.4
Benzo[g,h,i]perylene	Ave	1.263	1.246		0.494	0.500	-1.3	20.4
1-Methylnaphthalene-d10 (Surr)	Ave	0.4599	0.5018		0.546	0.500	9.1	20.4
Fluoranthene-d10 (Surr)	Ave	0.9114	0.8803		0.483	0.500	-3.4	20.4
Benzo(a)pyrene-d12 (Surr)	Ave	0.9598	0.9900		0.516	0.500	3.1	20.4

Eurofins Lancaster Laboratories Environment Testing, LLC
Target Compound Quantitation Report

Data File: \\chromfs\Lancaster\ChromData\HP23263\20230103-74364.b\NA0021.D
Lims ID: CCVIS
Client ID:
Sample Type: CCVIS
Inject. Date: 03-Jan-2023 07:23:30 ALS Bottle#: 2 Worklist Smp#: 2
Injection Vol: 1.0 ul Dil. Factor: 1.0000
Sample Info: CCVIS
Misc. Info.: 410-0074364-002
Operator ID: jmg00346 Instrument ID: HP23263
Sublist: chrom-8270_SIM_HP23263*sub3

Method: \\chromfs\Lancaster\ChromData\HP23263\20230103-74364.b\8270_SIM_HP23263.m
Limit Group: MSSV - 8270D_E SIM
Last Update: 03-Jan-2023 07:49:52 Calib Date: 05-Oct-2022 11:42:30
Integrator: Falcon ID Type: RT Order ID
Quant Method: Internal Standard Quant By: Initial Calibration
Last ICal File: \\chromfs\Lancaster\ChromData\HP23263\20221005-67959.b\NJ0026.D

Column 1 : DB-5MS 20m 0.25mm (0.25 mm) Det: MS SCAN
Process Host: CTX1618

First Level Reviewer: UJM0 Date: 03-Jan-2023 07:49:47

Compound	Sig	RT (min.)	Adj RT (min.)	Dlt RT (min.)	Q	Response	Cal Amt ug/ml	OnCol Amt ug/ml	Flags
1 1,4-Dioxane	88	1.662	1.662	0.000	96	37788	0.5000	0.4268	
2 N-Nitrosodimethylamine	74	1.982	1.982	0.000	93	45190	0.5000	0.4496	
3 Bis(2-chloroethyl)ether	93	4.269	4.269	0.000	92	88124	0.5000	0.5346	
* 4 1,4-Dichlorobenzene-d4	152	4.531	4.531	0.000	85	37318	0.2500	0.2500	
* 5 Naphthalene-d8	136	5.744	5.744	0.000	100	116290	0.2500	0.2500	
6 Naphthalene	128	5.769	5.769	0.000	99	235859	0.5000	0.5006	
7 Quinoline	129	6.081	6.081	0.000	90	135890	0.5000	0.4564	
8 2-Methylnaphthalene	142	6.426	6.426	0.000	97	155889	0.5000	0.5200	
$ 9 1-Methylnaphthalene-d10	152	6.486	6.486	0.000	98	116720	0.5000	0.5457	
10 1-Methylnaphthalene	142	6.516	6.516	0.000	99	145306	0.5000	0.5420	
11 Dimethyl phthalate	163	7.167	7.167	0.000	98	627898	2.50	2.61	
12 Acenaphthylene	152	7.277	7.277	0.000	99	212907	0.5000	0.4918	
* 13 Acenaphthene-d10	164	7.418	7.418	0.000	99	51793	0.2500	0.2500	
14 Acenaphthene	154	7.448	7.448	0.000	90	115976	0.5000	0.4457	
15 Dibenzofuran	168	7.608	7.608	0.000	75	194714	0.5000	0.4971	
16 Diethyl phthalate	149	7.836	7.836	0.000	98	581714	2.50	2.57	
17 Fluorene	166	7.936	7.936	0.000	99	141614	0.5000	0.4933	
18 N-Nitrosodiphenylamine	169	8.052	8.052	0.000	99	79582	0.5000	0.4649	
19 Hexachlorobenzene	284	8.453	8.453	0.000	89	46522	0.5000	0.4902	
* 20 Phenanthrene-d10	188	8.824	8.824	0.000	100	87345	0.2500	0.2500	
21 Phenanthrene	178	8.847	8.847	0.000	100	193217	0.5000	0.4669	
22 Anthracene	178	8.901	8.901	0.000	100	194850	0.5000	0.5083	
23 Di-n-butyl phthalate	149	9.397	9.397	0.000	100	785186	2.50	2.59	
$ 24 Fluoranthene-d10 (Surr)	212	9.961	9.961	0.000	98	153775	0.5000	0.4829	
25 Fluoranthene	202	9.980	9.980	0.000	97	174075	0.5000	0.4543	
26 Pyrene	202	10.193	10.193	0.000	97	177366	0.5000	0.4690	
27 Butyl benzyl phthalate	149	10.868	10.868	0.000	100	285388	2.50	2.96	
28 Benzo[a]anthracene	228	11.466	11.466	0.000	82	140044	0.5000	0.5079	
* 29 Chrysene-d12	240	11.482	11.482	0.000	94	50633	0.2500	0.2500	
30 Chrysene	228	11.512	11.512	0.000	100	144338	0.5000	0.5032	

Compound	Sig	RT (min.)	Adj RT (min.)	Dlt RT (min.)	Q	Response	Cal Amt ug/ml	OnCol Amt ug/ml	Flags
31 Bis(2-ethylhexyl) phthalate	149	11.543	11.543	0.000	100	331766	2.50	2.90	
32 Di-n-octyl phthalate	149	12.410	12.410	0.000	100	555719	2.50	2.87	
33 Benzo[b]fluoranthene	252	12.885	12.885	0.000	100	140908	0.5000	0.4999	
34 Benzo[k]fluoranthene	252	12.923	12.923	0.000	100	138404	0.5000	0.4466	
35 Benzo[e]pyrene	252	13.276	13.276	0.000	100	136320	0.5000	0.4932	
$ 36 Benzo(a)pyrene-d12 (Surr)	264	13.315	13.315	0.000	98	96718	0.5000	0.5157	
37 Benzo[a]pyrene	252	13.345	13.345	0.000	100	125033	0.5000	0.4951	
* 38 Perylene-d12	264	13.430	13.430	0.000	98	48848	0.2500	0.2500	
39 Perylene	252	13.468	13.468	0.000	100	129391	0.5000	0.5033	
40 Indeno[1,2,3-cd]pyrene	276	15.050	15.050	0.000	97	101136	0.5000	0.5045	
41 Dibenz(a,h)anthracene	278	15.100	15.100	0.000	98	108528	0.5000	0.5092	
42 Benzo[g,h,i]perylene	276	15.502	15.502	0.000	98	121775	0.5000	0.4935	

QC Flag Legend

Processing Flags

Reagents:

MSS_RVSIM_4_00026 Amount Added: 1.00 Units: mL

Report Date: 03-Jan-2023 07:49:52 Chrom Revision: 2.3 20-Dec-2022 14:14:06

Eurofins Lancaster Laboratories Environment Testing, LLC

Data File:	\\chromfs\Lancaster\ChromData\HP23263\20230103-74364.b\NA0021.D				
Injection Date:	03-Jan-2023 07:23:30	Instrument ID:	HP23263	Operator ID:	jmg00346
Lims ID:	CCVIS			Worklist Smp#:	2
Client ID:					
Injection Vol:	1.0 ul	Dil. Factor:	1.0000	ALS Bottle#:	2
Method:	8270_SIM_HP23263	Limit Group:	MSSV - 8270D_E SIM		

Column: DB-5MS 20m 0.25mm (0.25 mm)

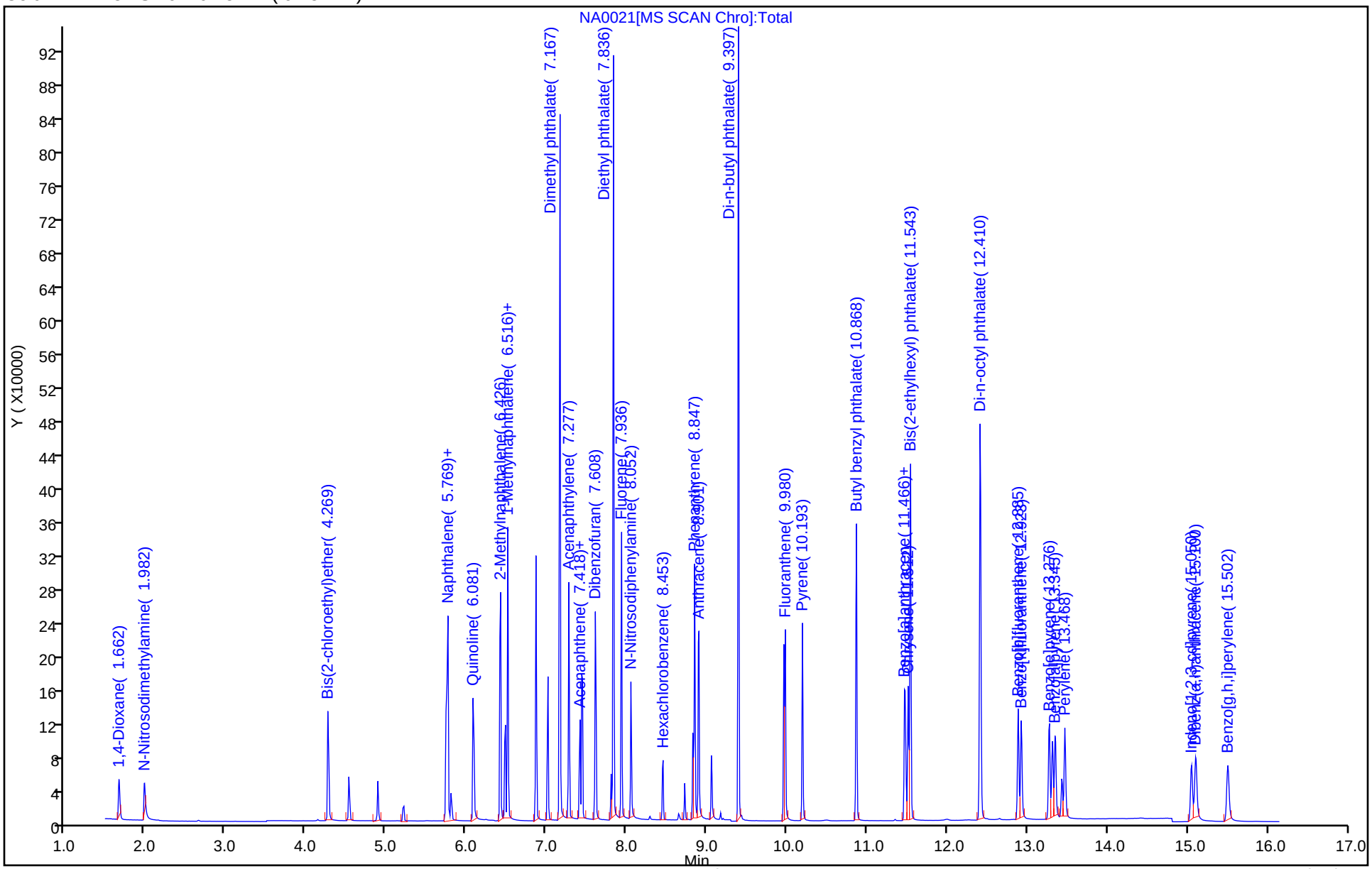

FORM VII
GC/MS SEMI VOA CONTINUING CALIBRATION DATA

Lab Name: Eurofins Lancaster Laboratories Enviror Job No.: 410-110319-1

SDG No.:

Lab Sample ID: CCVIS 410-333530/2 Calibration Date: 01/09/2023 04:14

Instrument ID: HP23263 Calib Start Date: 10/05/2022 09:51

GC Column: DB-5MS 30m 0.25 ID: 0.25(mm) Calib End Date: 10/05/2022 11:42

Lab File ID: NA0151.D Conc. Units: ug/mL

ANALYTE	CURVE TYPE	AVE RRF	RRF	MIN RRF	CALC AMOUNT	SPIKE AMOUNT	%D	MAX %D
1,4-Dioxane	Ave	0.5931	0.5726		0.483	0.500	-3.5	20.4
N-Nitrosodimethylamine	Ave	0.6733	0.6586		0.489	0.500	-2.2	20.4
Bis(2-chloroethyl)ether	Ave	0.3544	0.4013		0.566	0.500	13.2	20.4
Naphthalene	Ave	1.013	1.016		0.502	0.500	0.3	20.4
Quinoline	Ave	0.6401	0.5646		0.441	0.500	-11.8	20.4
2-Methylnaphthalene	Ave	0.6445	0.6352		0.493	0.500	-1.5	20.4
1-Methylnaphthalene	Ave	0.5764	0.5730		0.497	0.500	-0.6	20.4
Dimethyl phthalate	Ave	1.160	1.175		2.53	2.50	1.2	20.4
Acenaphthylene	Ave	2.089	2.029		0.486	0.500	-2.9	20.4
Acenaphthene	Ave	1.256	1.116		0.444	0.500	-11.2	20.4
Dibenzofuran	Ave	1.891	1.912		0.506	0.500	1.1	20.4
Diethyl phthalate	Ave	1.091	1.108		2.54	2.50	1.5	20.4
Fluorene	Ave	1.386	1.350		0.487	0.500	-2.6	20.4
N-Nitrosodiphenylamine	Ave	0.4900	0.4502		0.459	0.500	-8.1	20.4
Hexachlorobenzene	Ave	0.2716	0.2901		0.534	0.500	6.8	20.4
Phenanthrene	Ave	1.185	1.112		0.469	0.500	-6.1	20.4
Anthracene	Ave	1.097	1.086		0.495	0.500	-1.0	20.4
Di-n-butyl phthalate	Ave	0.8678	0.8938		2.57	2.50	3.0	20.4
Fluoranthene	Ave	1.097	1.141		0.520	0.500	4.1	20.4
Pyrene	Ave	1.867	1.711		0.458	0.500	-8.4	20.4
Butyl benzyl phthalate	Ave	0.4763	0.5317		2.79	2.50	11.6	20.4
Benzo[a]anthracene	Ave	1.361	1.305		0.479	0.500	-4.2	20.4
Chrysene	Ave	1.416	1.394		0.492	0.500	-1.5	20.4
Bis(2-ethylhexyl) phthalate	Ave	0.5651	0.6633		2.93	2.50	17.4	20.4
Di-n-octyl phthalate	Ave	0.9920	1.074		2.71	2.50	8.3	20.4
Benzo[b]fluoranthene	Ave	1.443	1.238		0.429	0.500	-14.2	20.4
Benzo[k]fluoranthene	Ave	1.586	1.442		0.455	0.500	-9.1	20.4
Benzo[e]pyrene	Ave	1.415	1.360		0.481	0.500	-3.9	20.4
Benzo[a]pyrene	Ave	1.293	1.270		0.491	0.500	-1.7	20.4
Perylene	Ave	1.316	1.324		0.503	0.500	0.6	20.4
Indeno[1,2,3-cd]pyrene	Ave	1.026	1.086		0.529	0.500	5.8	20.4
Dibenz(a,h)anthracene	Ave	1.091	1.175		0.539	0.500	7.7	20.4
Benzo[g,h,i]perylene	Ave	1.263	1.346		0.533	0.500	6.6	20.4
1-Methylnaphthalene-d10 (Surr)	Ave	0.4599	0.4675		0.508	0.500	1.7	20.4
Fluoranthene-d10 (Surr)	Ave	0.9114	1.004		0.551	0.500	10.2	20.4
Benzo(a)pyrene-d12 (Surr)	Ave	0.9598	0.9662		0.503	0.500	0.7	20.4

Eurofins Lancaster Laboratories Environment Testing, LLC
Target Compound Quantitation Report

Data File: \\chromfs\Lancaster\ChromData\HP23263\20230109-74688.b\NA0151.D
Lims ID: CCVIS
Client ID:
Sample Type: CCVIS
Inject. Date: 09-Jan-2023 04:14:30 ALS Bottle#: 2 Worklist Smp#: 2
Injection Vol: 1.0 ul Dil. Factor: 1.0000
Sample Info: CCVIS
Misc. Info.: 410-0074688-002
Operator ID: jmg00346 Instrument ID: HP23263
Sublist: chrom-8270_SIM_HP23263*sub3

Method: \\chromfs\Lancaster\ChromData\HP23263\20230109-74688.b\8270_SIM_HP23263.m
Limit Group: MSSV - 8270D_E SIM
Last Update: 09-Jan-2023 04:36:56 Calib Date: 05-Oct-2022 11:42:30
Integrator: Falcon ID Type: RT Order ID
Quant Method: Internal Standard Quant By: Initial Calibration
Last ICal File: \\chromfs\Lancaster\ChromData\HP23263\20221005-67959.b\NJ0026.D

Column 1 : DB-5MS 20m 0.25mm (0.25 mm) Det: MS SCAN
Process Host: CTX1652

First Level Reviewer: UJM0 Date: 09-Jan-2023 04:36:51

Compound	Sig	RT (min.)	Adj RT (min.)	Dlt RT (min.)	Q	Response	Cal Amt ug/ml	OnCol Amt ug/ml	Flags
1 1,4-Dioxane	88	1.671	1.671	0.000	97	38699	0.5000	0.4827	
2 N-Nitrosodimethylamine	74	1.991	1.991	0.000	93	44512	0.5000	0.4891	
3 Bis(2-chloroethyl)ether	93	4.281	4.281	0.000	88	84847	0.5000	0.5662	
* 4 1,4-Dichlorobenzene-d4	152	4.544	4.544	0.000	93	33795	0.2500	0.2500	
* 5 Naphthalene-d8	136	5.744	5.744	0.000	100	105714	0.2500	0.2500	
6 Naphthalene	128	5.769	5.769	0.000	99	214866	0.5000	0.5017	
7 Quinoline	129	6.081	6.081	0.000	90	119381	0.5000	0.4411	
8 2-Methylnaphthalene	142	6.419	6.419	0.000	94	134289	0.5000	0.4927	
$ 9 1-Methylnaphthalene-d10	152	6.479	6.479	0.000	100	98849	0.5000	0.5083	
10 1-Methylnaphthalene	142	6.519	6.519	0.000	97	121144	0.5000	0.4971	
11 Dimethyl phthalate	163	7.170	7.170	0.000	98	505274	2.50	2.53	
12 Acenaphthylene	152	7.280	7.280	0.000	96	174577	0.5000	0.4855	
* 13 Acenaphthene-d10	164	7.420	7.420	0.000	94	43019	0.2500	0.2500	
14 Acenaphthene	154	7.440	7.440	0.000	98	95995	0.5000	0.4442	
15 Dibenzofuran	168	7.610	7.610	0.000	76	164471	0.5000	0.5056	
16 Diethyl phthalate	149	7.830	7.830	0.000	99	476461	2.50	2.54	
17 Fluorene	166	7.938	7.938	0.000	98	116161	0.5000	0.4871	
18 N-Nitrosodiphenylamine	169	8.054	8.054	0.000	99	63661	0.5000	0.4594	
19 Hexachlorobenzene	284	8.456	8.456	0.000	87	41018	0.5000	0.5340	
* 20 Phenanthrene-d10	188	8.827	8.827	0.000	100	70701	0.2500	0.2500	
21 Phenanthrene	178	8.850	8.850	0.000	100	157277	0.5000	0.4695	
22 Anthracene	178	8.896	8.896	0.000	100	153581	0.5000	0.4950	
23 Di-n-butyl phthalate	149	9.394	9.394	0.000	100	631910	2.50	2.57	
$ 24 Fluoranthene-d10 (Surr)	212	9.965	9.965	0.000	97	142022	0.5000	0.5510	
25 Fluoranthene	202	9.977	9.977	0.000	99	161386	0.5000	0.5203	
26 Pyrene	202	10.197	10.197	0.000	95	164933	0.5000	0.4581	
27 Butyl benzyl phthalate	149	10.866	10.866	0.000	100	256298	2.50	2.79	
28 Benzo[a]anthracene	228	11.472	11.472	0.000	100	125793	0.5000	0.4792	
* 29 Chrysene-d12	240	11.487	11.487	0.000	96	48207	0.2500	0.2500	
30 Chrysene	228	11.510	11.510	0.000	100	134447	0.5000	0.4923	

Compound	Sig	RT (min.)	Adj RT (min.)	Dlt RT (min.)	Q	Response	Cal Amt ug/ml	OnCol Amt ug/ml	Flags
31 Bis(2-ethylhexyl) phthalate	149	11.541	11.541	0.000	99	319750	2.50	2.93	
32 Di-n-octyl phthalate	149	12.415	12.415	0.000	100	520197	2.50	2.71	
33 Benzo[b]fluoranthene	252	12.883	12.883	0.000	100	119942	0.5000	0.4291	
34 Benzo[k]fluoranthene	252	12.929	12.929	0.000	100	139702	0.5000	0.4547	
35 Benzo[e]pyrene	252	13.274	13.274	0.000	100	131717	0.5000	0.4806	
$ 36 Benzo(a)pyrene-d12 (Surr)	264	13.312	13.312	0.000	99	93603	0.5000	0.5033	
37 Benzo[a]pyrene	252	13.351	13.351	0.000	100	123079	0.5000	0.4915	
* 38 Perylene-d12	264	13.435	13.435	0.000	96	48438	0.2500	0.2500	
39 Perylene	252	13.473	13.473	0.000	100	128257	0.5000	0.5031	
40 Indeno[1,2,3-cd]pyrene	276	15.048	15.048	0.000	97	105184	0.5000	0.5291	
41 Dibenz(a,h)anthracene	278	15.105	15.105	0.000	97	113837	0.5000	0.5387	
42 Benzo[g,h,i]perylene	276	15.500	15.500	0.000	99	130348	0.5000	0.5328	

QC Flag Legend

Processing Flags

Reagents:

MSS_RVSIM_4_00026 Amount Added: 1.00 Units: mL

Report Date: 09-Jan-2023 04:36:57 Chrom Revision: 2.3 20-Dec-2022 14:14:06

Eurofins Lancaster Laboratories Environment Testing, LLC

Data File:	\\chromfs\Lancaster\ChromData\HP23263\20230109-74688.b\NA0151.D				
Injection Date:	09-Jan-2023 04:14:30	Instrument ID:	HP23263	Operator ID:	jmg00346
Lims ID:	CCVIS			Worklist Smp#:	2
Client ID:					
Injection Vol:	1.0 ul	Dil. Factor:	1.0000	ALS Bottle#:	2
Method:	8270_SIM_HP23263	Limit Group:	MSSV - 8270D_E SIM		

Column: DB-5MS 20m 0.25mm (0.25 mm)

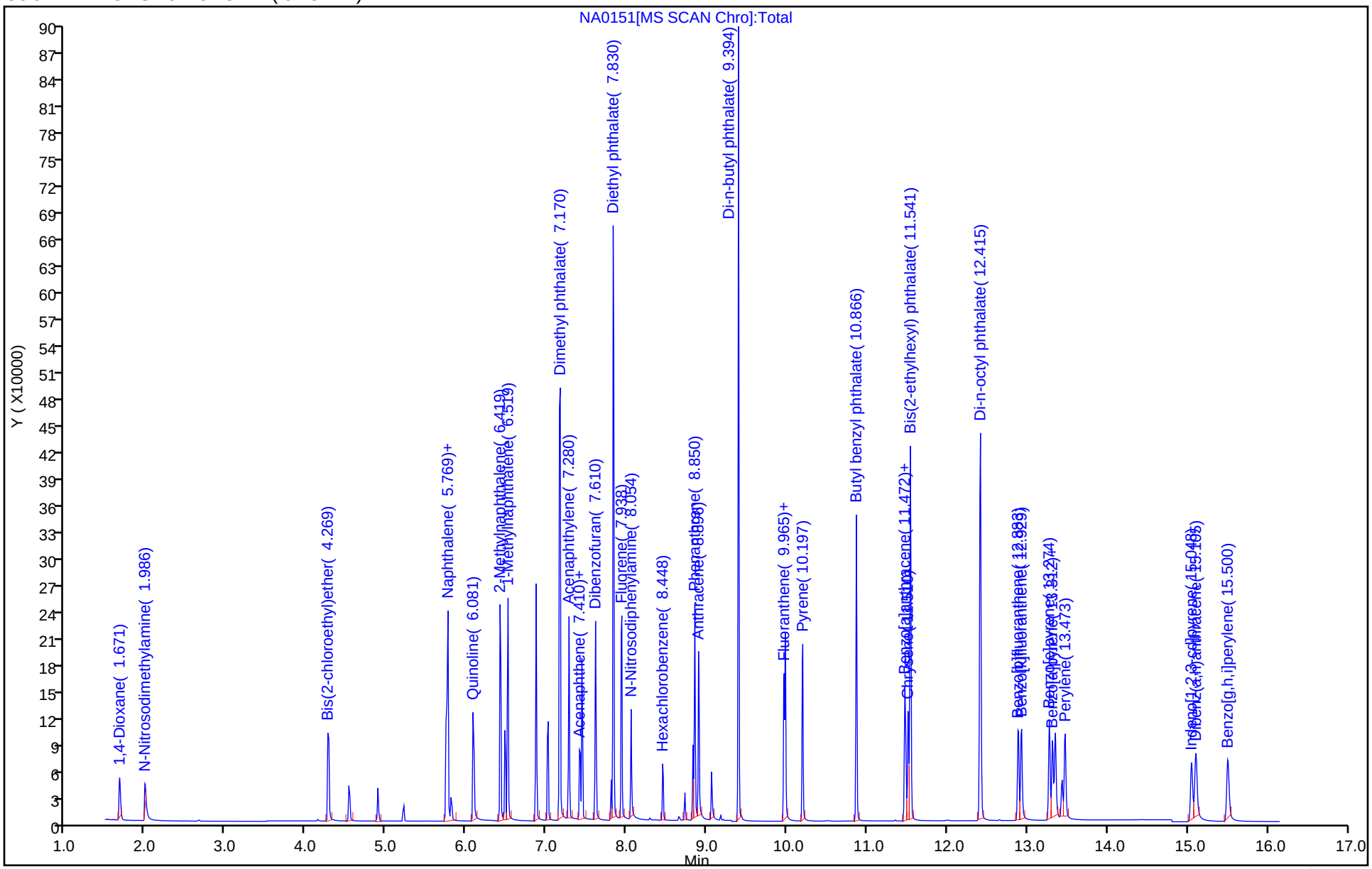

Eurofins Lancaster Laboratories Environment Testing, LLC
Target Compound Quantitation Report

Data File: \\chromfs\Lancaster\ChromData\HP21585\20220728-62933.b\MG1350.D
Lims ID: DFTPP
Client ID:
Sample Type: DFTPP
Inject. Date: 28-Jul-2022 18:23:12 ALS Bottle#: 0 Worklist Smp#: 1
Injection Vol: 1.0 ul Dil. Factor: 1.0000
Sample Info: DFTPP
Misc. Info.: 410-0062933-001
Operator ID: kel10217 Instrument ID: HP21585

Method: \\chromfs\Lancaster\ChromData\HP21585\20220728-62933.b\8270_SIM_HP21585.m
Limit Group: MSSV - 8270D_E SIM
Last Update: 29-Jul-2022 12:03:29 Calib Date: 28-Jul-2022 21:32:00
Integrator: Falcon ID Type: Deconvolution ID
Quant Method: Internal Standard Quant By: Initial Calibration
Last ICal File: \\chromfs\Lancaster\ChromData\HP21585\20220728-62933.b\MG1356.D

Column 1 : DB-5MS 20m 0.25mm (0.25 mm) Det: MS SCAN
Process Host: CTX1671

First Level Reviewer: UJM0 Date: 29-Jul-2022 06:54:45

Compound	Sig	RT (min.)	Adj RT (min.)	Dlt RT (min.)	Q	Response	Cal Amt ug/ml	OnCol Amt ug/ml	Flags
44 Pentachlorophenol_T	266	5.174	5.174	0.000	0	585346	NR	NR	
45 DFTPP									
46 Benzidine_T	184	6.433	6.433	0.000	0	1538713	NR	NR	
48 4,4'-DDD	235	6.885	6.885	0.000	0	3446		NR	
49 4,4'-DDT	235	7.154	7.154	0.000	0	765254	NR	NR	

QC Flag Legend

Processing Flags

NR - Missing Quant Standard

Reagents:

MSS_RVDFTPP_00011 Amount Added: 1.00 Units: mL

MS Tune Report

Eurofins Lancaster Laboratories Environment Testing, LLC

Data File:	\\chromfs\Lancaster\ChromData\HP21585\20220728-62933.b\MG1350.D				
Injection Date:	28-Jul-2022 18:23:12	Instrument ID:	HP21585		
Lims ID:	DFTPP				
Client ID:					
Operator ID:	kel10217	ALS Bottle#:	0	Worklist Smp#:	1
Injection Vol:	1.0 ul	Dil. Factor:	1.0000		
Method:	8270_SIM_HP21585	Limit Group:	MSSV - 8270D_E SIM		
Tune Method:	DFTPP Method 8270D, BP 198				

45 DFTPP

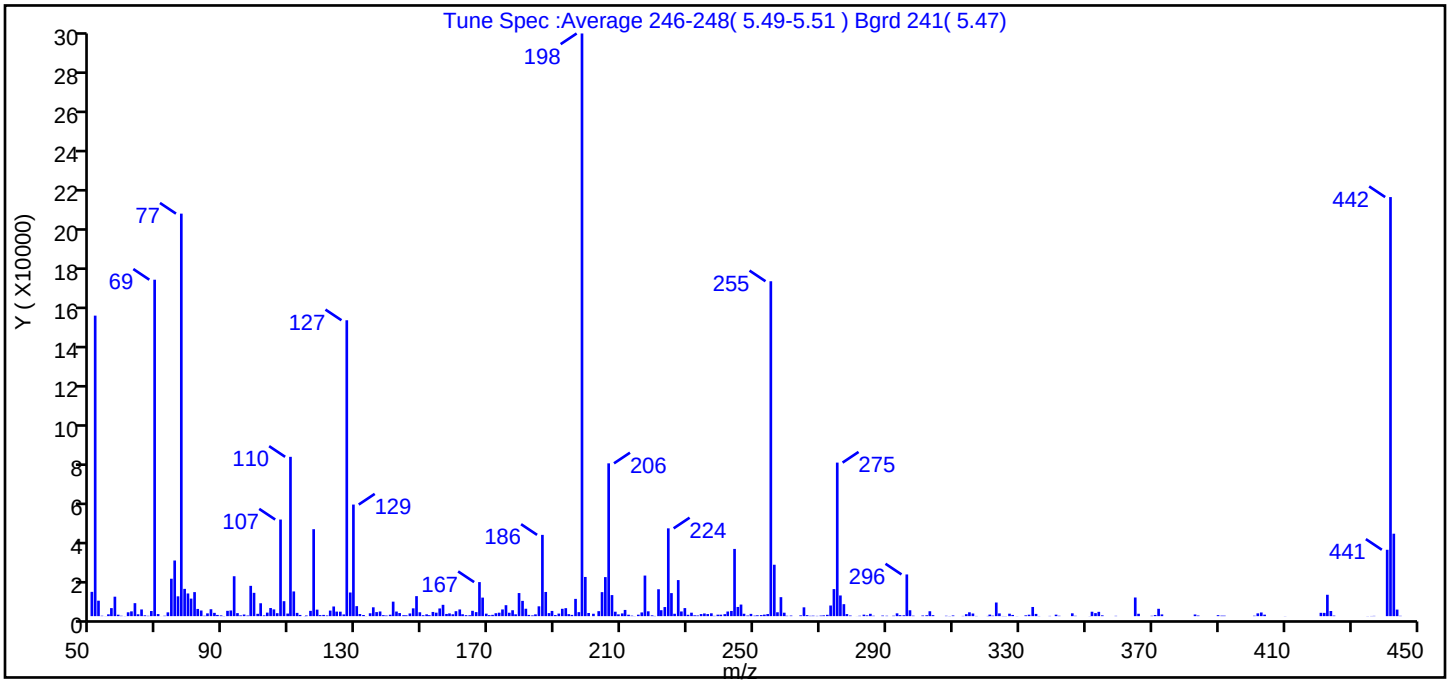

m/z	Ion Abundance Criteria	% Relative Abundance
198	base peak, or >50% of 442	100.0 (139.0)
51	10-80% of the base peak	51.6
68	<2% of mass 69	0.9 (1.5)
69	Present	57.7
70	<2% of mass 69	0.4 (0.6)
127	10-80% of the base peak	50.8
197	<2% of mass 198	0.7
199	5-9% of mass 198	6.7
275	10-60% of the base peak	26.4
365	>1% of mass 198	3.2
441	present but <24% of mass 442	11.4 (15.8)
442	base peak, or >50% of 198	71.9
443	15-24% of mass 442	14.1 (19.7)

Data File: \\chromfs\Lancaster\ChromData\HP21585\20220728-62933.b\MG1350.D\8270_SIM_HP21585.rslt\spectra
Injection Date: 28-Jul-2022 18:23:12
Spectrum: Tune Spec :Average 246-248(5.49-5.51) Bgrd 241(5.47)
Base Peak: 197.95
Minimum % Base Peak: 0
Number of Points: 309

m/z	Y	m/z	Y	m/z	Y	m/z	Y
50.00	12113	128.00	11793	207.00	10502	290.00	196
51.00	149888	129.00	55656	208.00	2211	292.00	235
52.00	7705	130.00	4987	209.00	887	293.00	1406
53.00	207	131.00	1053	210.00	1359	294.00	493
54.00	39	132.00	571	211.00	3099	295.00	437
55.00	904	133.00	41	212.00	703	296.00	20800
56.00	4009	134.00	1429	213.00	248	297.00	2930
57.00	9705	135.00	4412	214.00	52	298.00	236
58.00	714	136.00	2018	215.00	724	301.00	322
59.00	191	137.00	2329	216.00	1852	302.00	436
60.00	48	138.00	496	217.00	20240	303.00	2441
61.00	1918	139.00	308	218.00	2414	304.00	482
62.00	2387	140.00	707	219.00	397	308.00	187
63.00	6474	141.00	7232	220.00	107	309.00	82
64.00	920	142.00	2296	221.00	13415	310.00	343
65.00	3341	143.00	1545	222.00	2963	313.00	119
66.00	406	144.00	465	223.00	4532	314.00	969
67.00	175	145.00	412	224.00	43792	315.00	1919
68.00	2555	146.00	1343	225.00	11489	316.00	1315
69.00	167808	147.00	3890	226.00	1184	317.00	99
70.00	1034	148.00	9982	227.00	17984	320.00	107
71.00	18	149.00	1927	228.00	2332	321.00	761
72.00	200	150.00	459	229.00	4019	322.00	230
73.00	1895	151.00	897	230.00	673	323.00	6799
74.00	18664	152.00	485	231.00	1720	324.00	1367
75.00	27752	153.00	2092	232.00	421	325.00	87
76.00	9883	154.00	1729	233.00	336	326.00	73
77.00	200768	155.00	3835	234.00	1036	327.00	1219
78.00	13603	156.00	5647	235.00	1331	328.00	601
79.00	11311	157.00	1099	236.00	1036	329.00	53
80.00	8747	158.00	1365	237.00	1413	332.00	400
81.00	11986	159.00	926	238.00	148	333.00	721
82.00	3592	160.00	2464	239.00	731	334.00	4570

Report Date: 29-Jul-2022 12:03:30 Chrom Revision: 2.3 19-Jul-2022 21:48:42
Data File: \\chromfs\Lancaster\ChromData\HP21585\20220728-62933.b\MG1350.D\8270_SIM_HP21585.rslt\spectra
Injection Date: 28-Jul-2022 18:23:12
Spectrum: Tune Spec :Average 246-248(5.49-5.51) Bgrd 241(5.47)
Base Peak: 197.95
Minimum % Base Peak: 0
Number of Points: 309

m/z	Y	m/z	Y	m/z	Y	m/z	Y
83.00	2814	161.00	3339	240.00	734	335.00	1114
84.00	217	162.00	934	241.00	986	336.00	81
85.00	1393	163.00	484	242.00	2316	339.00	121
86.00	3449	164.00	448	243.00	2591	341.00	739
87.00	1642	165.00	2663	244.00	33528	342.00	183
88.00	604	166.00	2003	245.00	4581	346.00	1412
89.00	377	167.00	16976	246.00	5778	347.00	175
90.00	73	168.00	9249	247.00	1197	351.00	61
91.00	2651	169.00	1241	248.00	296	352.00	2204
92.00	2830	170.00	509	249.00	1131	353.00	1509
93.00	19904	171.00	651	250.00	254	354.00	2148
94.00	1507	172.00	1463	251.00	438	355.00	409
95.00	380	173.00	1718	252.00	532	359.00	151
96.00	815	174.00	3342	253.00	758	365.00	9300
97.00	304	175.00	5462	254.00	1041	366.00	1181
98.00	15111	176.00	1692	255.00	167040	370.00	175
99.00	11628	177.00	2942	256.00	25640	371.00	547
100.00	1168	178.00	906	257.00	1932	372.00	3668
101.00	6432	179.00	11516	258.00	9471	373.00	859
102.00	381	180.00	7618	259.00	1715	383.00	827
103.00	1758	181.00	3698	260.00	191	384.00	301
104.00	4049	182.00	619	261.00	294	390.00	489
105.00	3363	183.00	365	264.00	389	391.00	244
106.00	1475	184.00	890	265.00	4397	392.00	241
107.00	48184	185.00	4906	266.00	501	401.00	216
108.00	7463	186.00	40536	267.00	170	402.00	1394
109.00	1294	187.00	12062	268.00	233	403.00	1830
110.00	79464	188.00	1512	269.00	133	404.00	731
111.00	12326	189.00	2599	270.00	281	410.00	53
112.00	1634	190.00	534	271.00	398	421.00	1656
113.00	606	191.00	1277	272.00	667	422.00	1624
114.00	66	192.00	3664	273.00	5308	423.00	10658
115.00	326	193.00	3979	274.00	13492	424.00	2563
116.00	2639	194.00	992	275.00	76584	425.00	268

Report Date: 29-Jul-2022 12:03:30 Chrom Revision: 2.3 19-Jul-2022 21:48:42
Data File: \\chromfs\Lancaster\ChromData\HP21585\20220728-62933.b\MG1350.D\8270_SIM_HP21585.rslt\spectra
Injection Date: 28-Jul-2022 18:23:12
Spectrum: Tune Spec :Average 246-248(5.49-5.51) Bgrd 241(5.47)
Base Peak: 197.95
Minimum % Base Peak: 0
Number of Points: 309

m/z	Y	m/z	Y	m/z	Y	m/z	Y
117.00	43368	195.00	622	276.00	10311	435.00	58
118.00	3249	196.00	8609	277.00	5971	436.00	87
119.00	511	197.00	1990	278.00	1024	437.00	134
120.00	619	198.00	290624	279.00	301	441.00	33104
121.00	328	199.00	19544	281.00	22	442.00	209024
122.00	2775	200.00	1564	282.00	186	443.00	41120
123.00	4816	201.00	1199	283.00	741	444.00	3270
124.00	2270	203.00	2492	284.00	380	445.00	158
125.00	2225	204.00	11977	285.00	1166		
126.00	855	205.00	19472	286.00	200		
127.00	147584	206.00	76216	289.00	289		

Report Date: 29-Jul-2022 12:03:30 Chrom Revision: 2.3 19-Jul-2022 21:48:42

Eurofins Lancaster Laboratories Environment Testing, LLC

Data File:	\\chromfs\Lancaster\ChromData\HP21585\20220728-62933.b\MG1350.D				
Injection Date:	28-Jul-2022 18:23:12	Instrument ID:	HP21585	Operator ID:	kel10217
Lims ID:	DFTPP			Worklist Smp#:	1
Client ID:					
Injection Vol:	1.0 ul	Dil. Factor:	1.0000	ALS Bottle#:	0
Method:	8270_SIM_HP21585	Limit Group:	MSSV - 8270D_E SIM		

Column: DB-5MS 20m 0.25mm (0.25 mm)

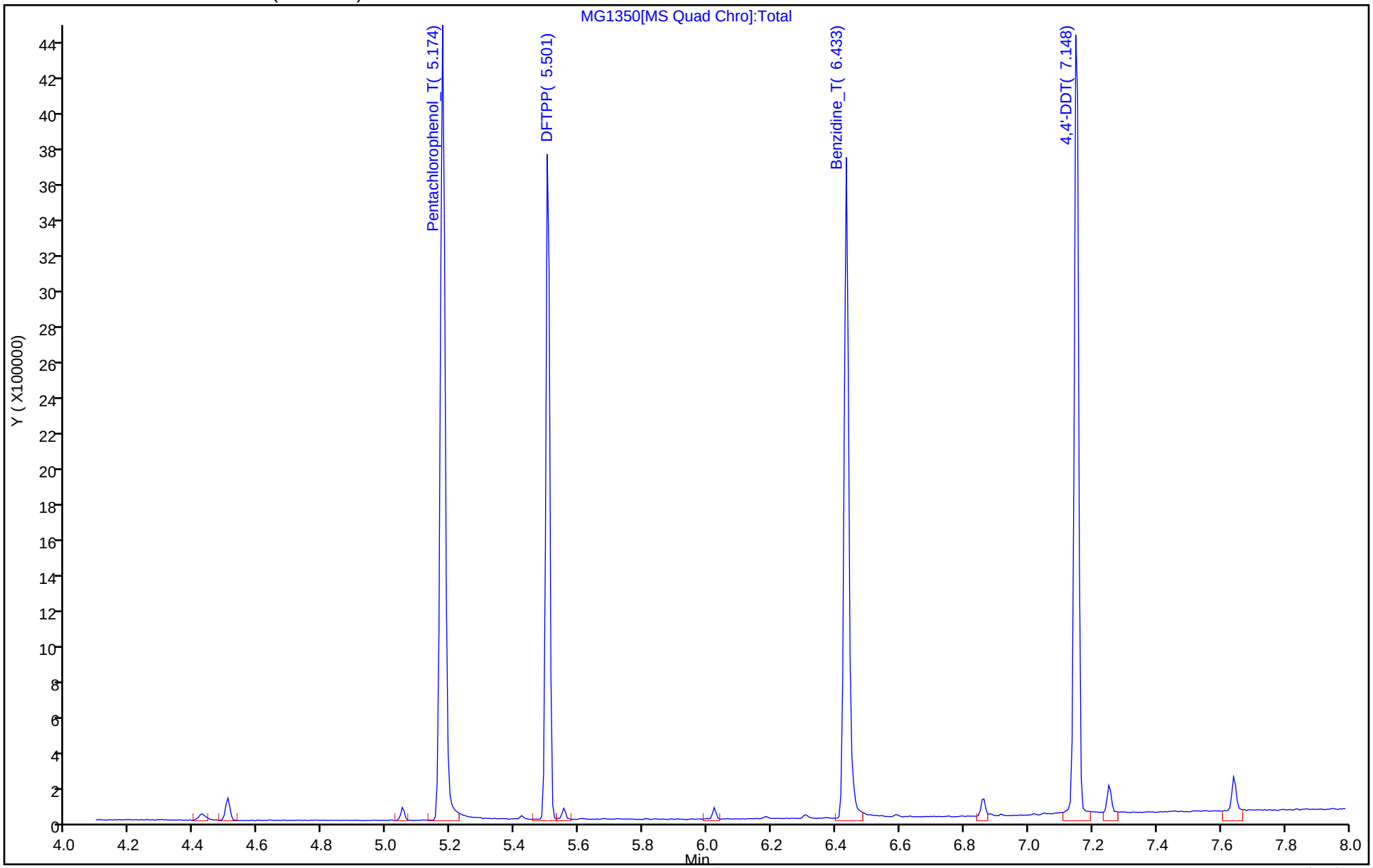

Breakdown Report

Eurofins Lancaster Laboratories Environment Testing, LLC

Data File:	\\chromfs\Lancaster\ChromData\HP21585\20220728-62933.b\MG1350.D				
Injection Date:	28-Jul-2022 18:23:12	Instrument ID:	HP21585		
Lims ID:	DFTPP				
Client ID:					
Operator ID:	kel10217	ALS Bottle#:	0	Worklist Smp#:	1
Injection Vol:	1.0 ul	Dil. Factor:	1.0000		
Method:	8270_SIM_HP21585	Limit Group:	MSSV - 8270D_E SIM		

49 4,4'-DDT, Detector: MS Quad

SW-846 Method

%Breakdown =
(Area Breakdown Cpnds/
Total Area Breakdown Cpnds) * 100

49 4,4'-DDT, Area = 765254
47 4,4'-DDE, Area = 0
48 4,4'-DDD, Area = 3446

%Breakdown: 0.45%, <= 20.00%
Passed

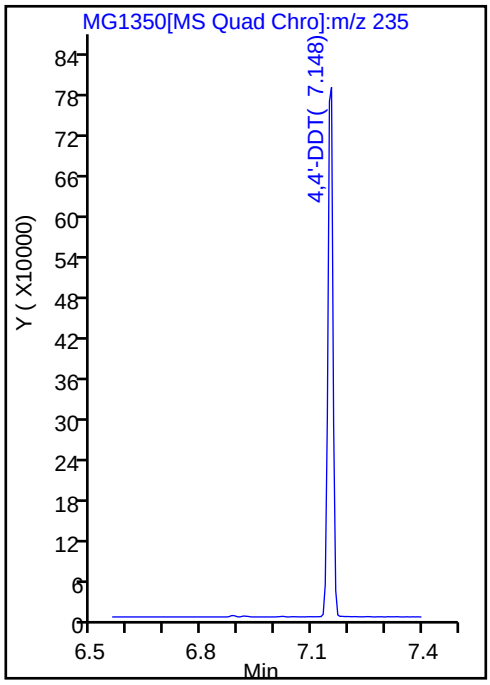

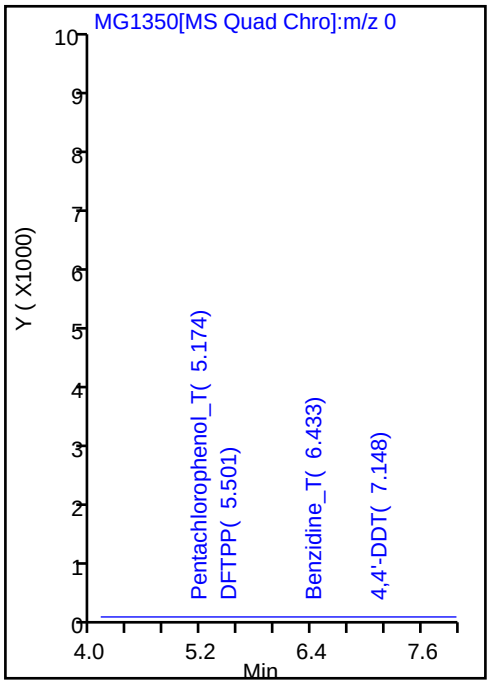

Peak Tailing Report

Eurofins Lancaster Laboratories Environment Testing, LLC

Data File:	\\chromfs\Lancaster\ChromData\HP21585\20220728-62933.b\MG1350.D				
Injection Date:	28-Jul-2022 18:23:12	Instrument ID:	HP21585		
Lims ID:	DFTPP				
Client ID:					
Operator ID:	kel10217	ALS Bottle#:	0	Worklist Smp#:	1
Injection Vol:	1.0 ul	Dil. Factor:	1.0000		
Method:	8270_SIM_HP21585	Limit Group:	MSSV - 8270D_E SIM		

46 Benzidine_T, Detector: MS Quad

Peak Tailing Factor =
BackWidth/FrontWidth @ 10% Peak Height

Back Width = 0.016 (min.)
Front Width = 0.014 (min.)

Tailing Factor = 1.14, Max. Tailing <= 2.00
Passed

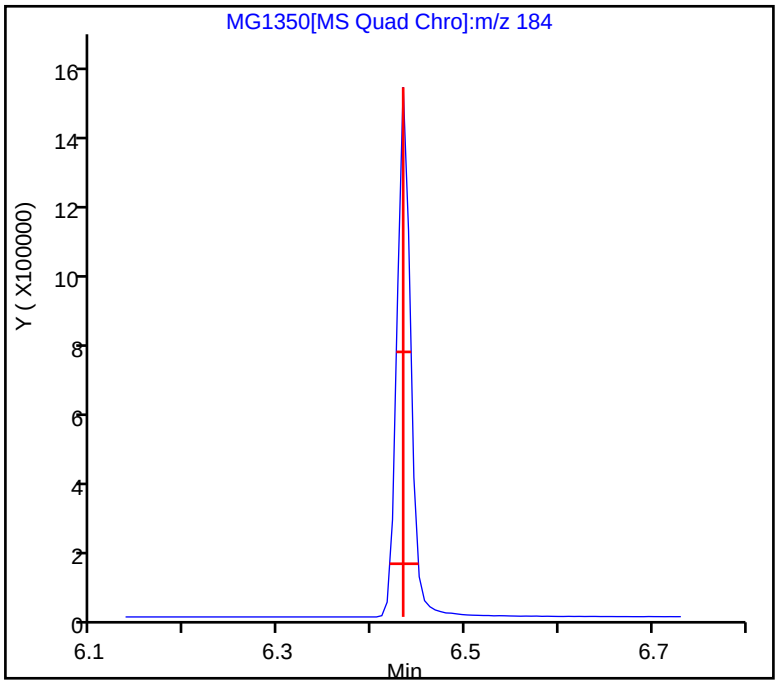

Peak Tailing Report

Eurofins Lancaster Laboratories Environment Testing, LLC

Data File:	\\chromfs\Lancaster\ChromData\HP21585\20220728-62933.b\MG1350.D				
Injection Date:	28-Jul-2022 18:23:12	Instrument ID:	HP21585		
Lims ID:	DFTPP				
Client ID:					
Operator ID:	kel10217	ALS Bottle#:	0	Worklist Smp#:	1
Injection Vol:	1.0 ul	Dil. Factor:	1.0000		
Method:	8270_SIM_HP21585	Limit Group:	MSSV - 8270D_E SIM		

44 Pentachlorophenol_T, Detector: MS Quad

Peak Tailing Factor =
BackWidth/FrontWidth @ 10% Peak Height

Back Width = 0.017 (min.)
Front Width = 0.015 (min.)

Tailing Factor = 1.13, Max. Tailing <= 2.00
Passed

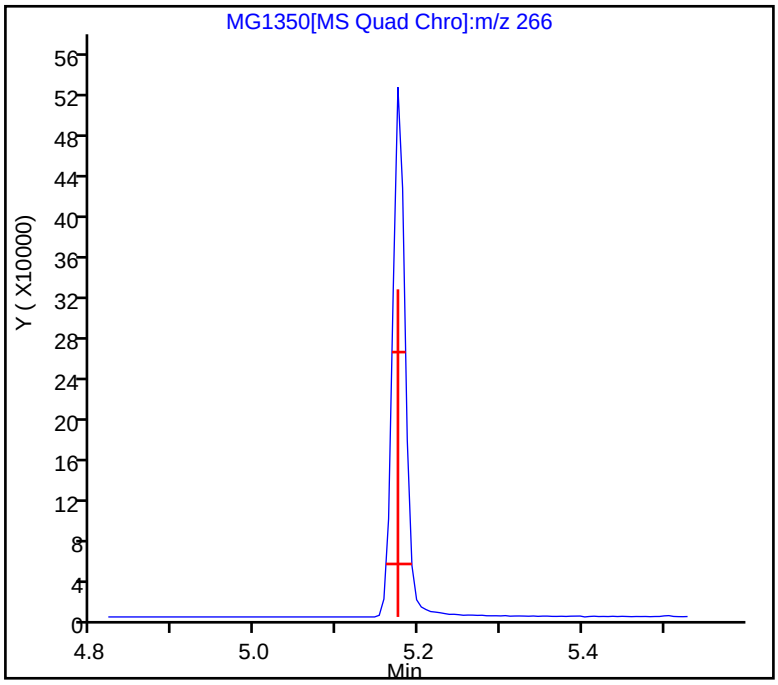

Eurofins Lancaster Laboratories Environment Testing, LLC
Target Compound Quantitation Report

Data File:	\\chromfs\Lancaster\ChromData\HP21585\20221228-74077.b\ML0500.D				
Lims ID:	DFTPP				
Client ID:					
Sample Type:	DFTPP				
Inject. Date:	28-Dec-2022 03:44:18	ALS Bottle#:	0	Worklist Smp#:	1
Injection Vol:	1.0 ul	Dil. Factor:	1.0000		
Sample Info:	DFTPP				
Misc. Info.:	410-0074077-001				
Operator ID:	jmg00346	Instrument ID:	HP21585		
Method:	\\chromfs\Lancaster\ChromData\HP21585\20221228-74077.b\8270_SIM_HP21585.m				
Limit Group:	MSSV - 8270D_E SIM				
Last Update:	28-Dec-2022 04:55:49	Calib Date:	28-Jul-2022 21:32:00		
Integrator:	Falcon	ID Type:	Deconvolution ID		
Quant Method:	Internal Standard	Quant By:	Initial Calibration		
Last ICal File:	\\chromfs\Lancaster\ChromData\HP21585\20220728-62933.b\MG1356.D				
Column 1 :	DB-5MS 20m 0.25mm (0.25 mm)		Det: MS SCAN		
Process Host:	CTX1651				

First Level Reviewer: UJM0 Date: 28-Dec-2022 03:58:27

Compound	Sig	RT (min.)	Adj RT (min.)	Dlt RT (min.)	Q	Response	Cal Amt ug/ml	OnCol Amt ug/ml	Flags
44 Pentachlorophenol_T	266	4.848	4.848	0.000	0	4327441	NR	NR	
45 DFTPP									
46 Benzidine_T	184	6.101	6.101	0.000	0	10826531	NR	NR	
47 4,4'-DDE	246	6.244	6.244	0.000	0	22265		NR	
48 4,4'-DDD	235	6.530	6.530	0.000	0	49935		NR	
49 4,4'-DDT	235	6.782	6.782	0.000	0	7151735	NR	NR	

QC Flag Legend

Processing Flags

NR - Missing Quant Standard

Reagents:

MSS_RVDFTPP_00012 Amount Added: 1.00 Units: mL

MS Tune Report

Eurofins Lancaster Laboratories Environment Testing, LLC

Data File:	\\chromfs\Lancaster\ChromData\HP21585\20221228-74077.b\ML0500.D				
Injection Date:	28-Dec-2022 03:44:18	Instrument ID:	HP21585		
Lims ID:	DFTPP				
Client ID:					
Operator ID:	jmg00346	ALS Bottle#:	0	Worklist Smp#:	1
Injection Vol:	1.0 ul	Dil. Factor:	1.0000		
Method:	8270_SIM_HP21585	Limit Group:	MSSV - 8270D_E SIM		
Tune Method:	DFTPP Method 8270D, BP 198				

45 DFTPP

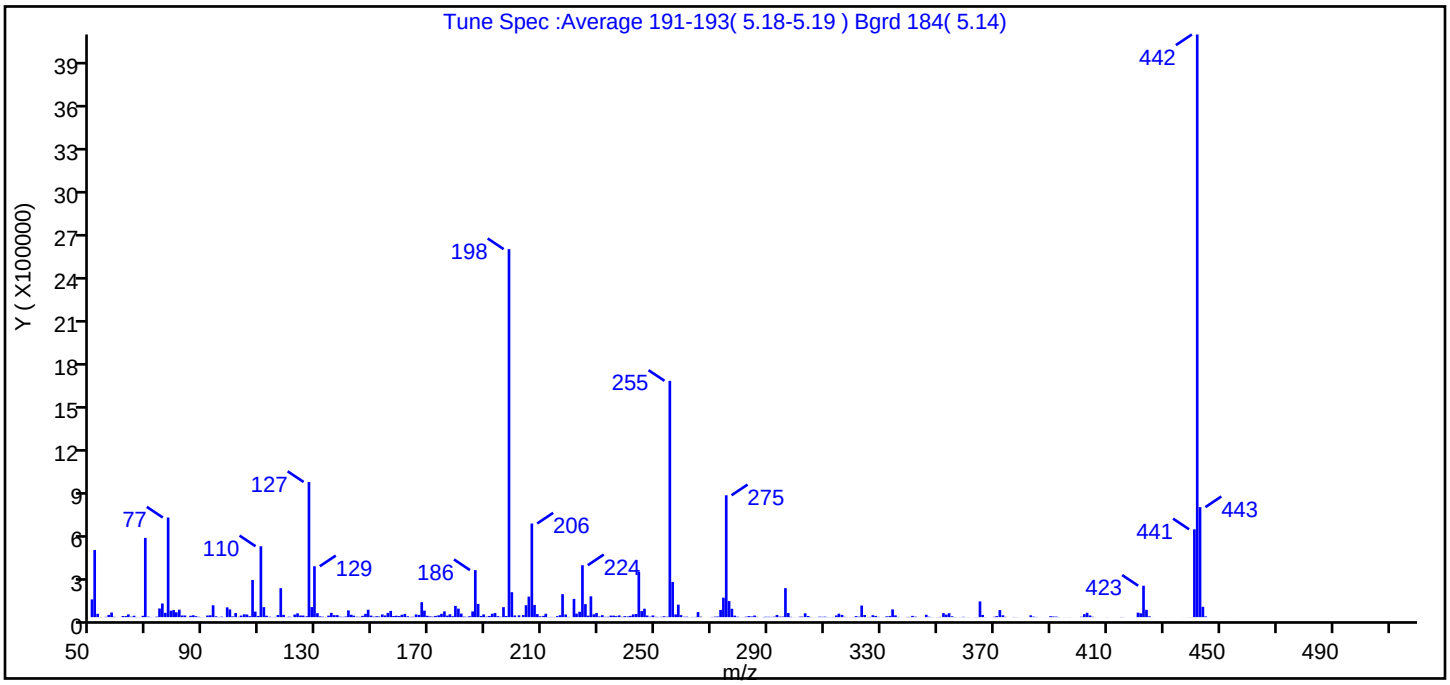

m/z	Ion Abundance Criteria	% Relative Abundance
198	base peak, or >50% of 442	100.0 (63.2)
51	10-80% of the base peak	18.2
68	<2% of mass 69	0.4 (1.7)
69	Present	21.5
70	<2% of mass 69	0.1 (0.6)
127	10-80% of the base peak	36.7
197	<2% of mass 198	0.3
199	5-9% of mass 198	6.8
275	10-60% of the base peak	33.1
365	>1% of mass 198	4.3
441	present but <24% of mass 442	23.9 (15.1)
442	base peak, or >50% of 198	158.3
443	15-24% of mass 442	29.9 (18.9)

Data File: \\chromfs\Lancaster\ChromData\HP21585\20221228-74077.b\ML0500.D\8270_SIM_HP21585.rslt\spectra
Injection Date: 28-Dec-2022 03:44:18
Spectrum: Tune Spec :Average 191-193(5.18-5.19) Bgrd 184(5.14)
Base Peak: 442.05
Minimum % Base Peak: 0
Number of Points: 372

m/z	Y	m/z	Y	m/z	Y	m/z	Y
50.00	124704	145.00	2177	239.00	6657	334.00	54504
51.00	471488	146.00	9386	240.00	4656	335.00	12530
52.00	23728	147.00	23360	241.00	9056	336.00	1775
53.00	995	148.00	51904	242.00	19224	337.00	320
55.00	2321	149.00	10869	243.00	21816	339.00	1607
56.00	15767	150.00	3370	244.00	317056	340.00	1494
57.00	32352	151.00	6199	245.00	42664	341.00	8904
58.00	2360	152.00	4286	246.00	59032	342.00	3338
59.00	307	153.00	18960	247.00	11405	343.00	532
61.00	7808	154.00	11976	248.00	3149	344.00	430
62.00	7104	155.00	29728	249.00	12017	346.00	16608
63.00	19416	156.00	44072	250.00	2318	347.00	3153
64.00	2815	157.00	8218	251.00	1726	348.00	707
65.00	9894	158.00	10060	252.00	2658	349.00	127
66.00	1285	159.00	7620	253.00	6128	350.00	890
67.00	791	160.00	16776	254.00	2952	351.00	1795
68.00	9266	161.00	22736	255.00	1659904	352.00	28200
69.00	556864	162.00	6116	256.00	246976	353.00	17960
70.00	3373	163.00	1534	257.00	19304	354.00	27632
71.00	822	164.00	2889	258.00	87712	355.00	6047
72.00	232	165.00	18768	259.00	14089	356.00	975
73.00	3369	166.00	16019	260.00	2608	357.00	300
74.00	60744	167.00	105056	261.00	3455	358.00	930
75.00	95720	168.00	45560	262.00	696	359.00	2301
76.00	30416	169.00	9406	263.00	1375	360.00	352
77.00	699712	170.00	4998	264.00	1751	361.00	630
78.00	45376	171.00	3295	265.00	35472	363.00	476
79.00	49504	172.00	8922	266.00	3289	364.00	502
80.00	34248	173.00	12793	269.00	338	365.00	110544
81.00	52552	174.00	23248	270.00	1511	366.00	15727
82.00	11731	175.00	40672	271.00	3611	367.00	769
83.00	11642	176.00	10819	272.00	4327	369.00	208
84.00	562	177.00	19976	273.00	50872	370.00	2612

Report Date: 28-Dec-2022 04:55:50 Chrom Revision: 2.3 20-Dec-2022 14:14:06
Data File: \\chromfs\Lancaster\ChromData\HP21585\20221228-74077.b\ML0500.D\8270_SIM_HP21585.rslt\spectra
Injection Date: 28-Dec-2022 03:44:18
Spectrum: Tune Spec :Average 191-193(5.18-5.19) Bgrd 184(5.14)
Base Peak: 442.05
Minimum % Base Peak: 0
Number of Points: 372

m/z	Y	m/z	Y	m/z	Y	m/z	Y
85.00	9615	178.00	6401	274.00	136768	371.00	7026
86.00	13054	179.00	79208	275.00	856192	372.00	49336
87.00	6473	180.00	59808	276.00	112912	373.00	13194
88.00	2363	181.00	25144	277.00	58928	374.00	2080
89.00	816	182.00	3688	278.00	10504	377.00	1350
90.00	264	183.00	1941	279.00	3087	378.00	575
91.00	11453	184.00	6367	280.00	507	379.00	85
92.00	12938	185.00	40120	281.00	713	381.00	140
93.00	83440	186.00	330368	282.00	3029	383.00	12743
94.00	5792	187.00	93112	283.00	7248	384.00	3456
95.00	1270	188.00	8722	284.00	4709	385.00	1401
96.00	3505	189.00	19104	285.00	11238	387.00	104
97.00	505	190.00	3642	286.00	2159	388.00	292
98.00	68784	191.00	8350	287.00	27	389.00	225
99.00	53832	192.00	23920	288.00	1013	390.00	6661
100.00	5013	193.00	28976	289.00	2864	391.00	4530
101.00	28944	194.00	6763	290.00	2543	392.00	3776
102.00	2197	195.00	2484	291.00	1957	393.00	1007
103.00	11069	196.00	70152	292.00	3497	395.00	445
104.00	19960	197.00	7796	293.00	15333	396.00	286
105.00	18480	198.00	2585088	294.00	3633	397.00	698
106.00	6655	199.00	175232	295.00	3967	401.00	2872
107.00	261376	200.00	11631	296.00	203584	402.00	20896
108.00	38704	202.00	12709	297.00	29112	403.00	30720
109.00	8345	203.00	14596	298.00	2251	404.00	11797
110.00	497984	204.00	83616	299.00	654	405.00	2729
111.00	70344	205.00	144256	300.00	147	406.00	102
112.00	9926	206.00	657728	301.00	2894	408.00	99
113.00	2949	207.00	85176	302.00	3649	410.00	720
114.00	893	208.00	21184	303.00	26984	415.00	1194
115.00	1633	209.00	6282	304.00	8141	416.00	667
116.00	15142	210.00	8858	305.00	1408	417.00	53
117.00	203456	211.00	23904	306.00	499	420.00	133
118.00	16114	212.00	933	307.00	543	421.00	31624

Report Date: 28-Dec-2022 04:55:50 Chrom Revision: 2.3 20-Dec-2022 14:14:06
Data File: \\chromfs\Lancaster\ChromData\HP21585\20221228-74077.b\ML0500.D\8270_SIM_HP21585.rslt\spectra
Injection Date: 28-Dec-2022 03:44:18
Spectrum: Tune Spec :Average 191-193(5.18-5.19) Bgrd 184(5.14)
Base Peak: 442.05
Minimum % Base Peak: 0
Number of Points: 372

m/z	Y	m/z	Y	m/z	Y	m/z	Y
119.00	1353	213.00	1684	308.00	3125	422.00	26928
120.00	2952	214.00	902	309.00	2261	423.00	220608
121.00	958	215.00	6896	310.00	3374	424.00	51416
122.00	18064	216.00	13393	311.00	1177	425.00	5699
123.00	26624	217.00	161536	312.00	684	426.00	359
124.00	11315	218.00	18416	313.00	1448	430.00	229
125.00	11324	219.00	1853	314.00	11858	431.00	260
126.00	5885	220.00	361	315.00	24248	433.00	135
127.00	949376	221.00	128288	316.00	15798	436.00	202
128.00	70704	222.00	24512	317.00	2224	437.00	216
129.00	357440	223.00	38048	318.00	637	438.00	226
130.00	27656	224.00	364800	319.00	595	439.00	520
131.00	5456	225.00	91296	320.00	543	440.00	583
132.00	3226	226.00	10435	321.00	7303	441.00	616960
133.00	1051	227.00	146240	322.00	3264	442.00	4092928
134.00	10757	228.00	19840	323.00	81368	443.00	772800
135.00	30000	229.00	28752	324.00	15114	444.00	72640
136.00	13999	230.00	4871	325.00	686	445.00	4983
137.00	13796	231.00	13858	326.00	1921	456.00	143
138.00	3298	232.00	2247	327.00	13597	457.00	83
139.00	2211	233.00	2633	328.00	8440	461.00	164
140.00	4555	234.00	10591	329.00	2066	474.00	86
141.00	47304	235.00	10903	330.00	272	489.00	239
142.00	16472	236.00	6832	331.00	352	491.00	164
143.00	10162	237.00	12157	332.00	5548	509.00	56
144.00	2979	238.00	2117	333.00	7310	519.00	52

Report Date: 28-Dec-2022 04:55:50 Chrom Revision: 2.3 20-Dec-2022 14:14:06

Eurofins Lancaster Laboratories Environment Testing, LLC

Data File:	\\chromfs\Lancaster\ChromData\HP21585\20221228-74077.b\ML0500.D				
Injection Date:	28-Dec-2022 03:44:18	Instrument ID:	HP21585	Operator ID:	jmg00346
Lims ID:	DFTPP			Worklist Smp#:	1
Client ID:					
Injection Vol:	1.0 ul	Dil. Factor:	1.0000	ALS Bottle#:	0
Method:	8270_SIM_HP21585	Limit Group:	MSSV - 8270D_E SIM		

Column: DB-5MS 20m 0.25mm (0.25 mm)

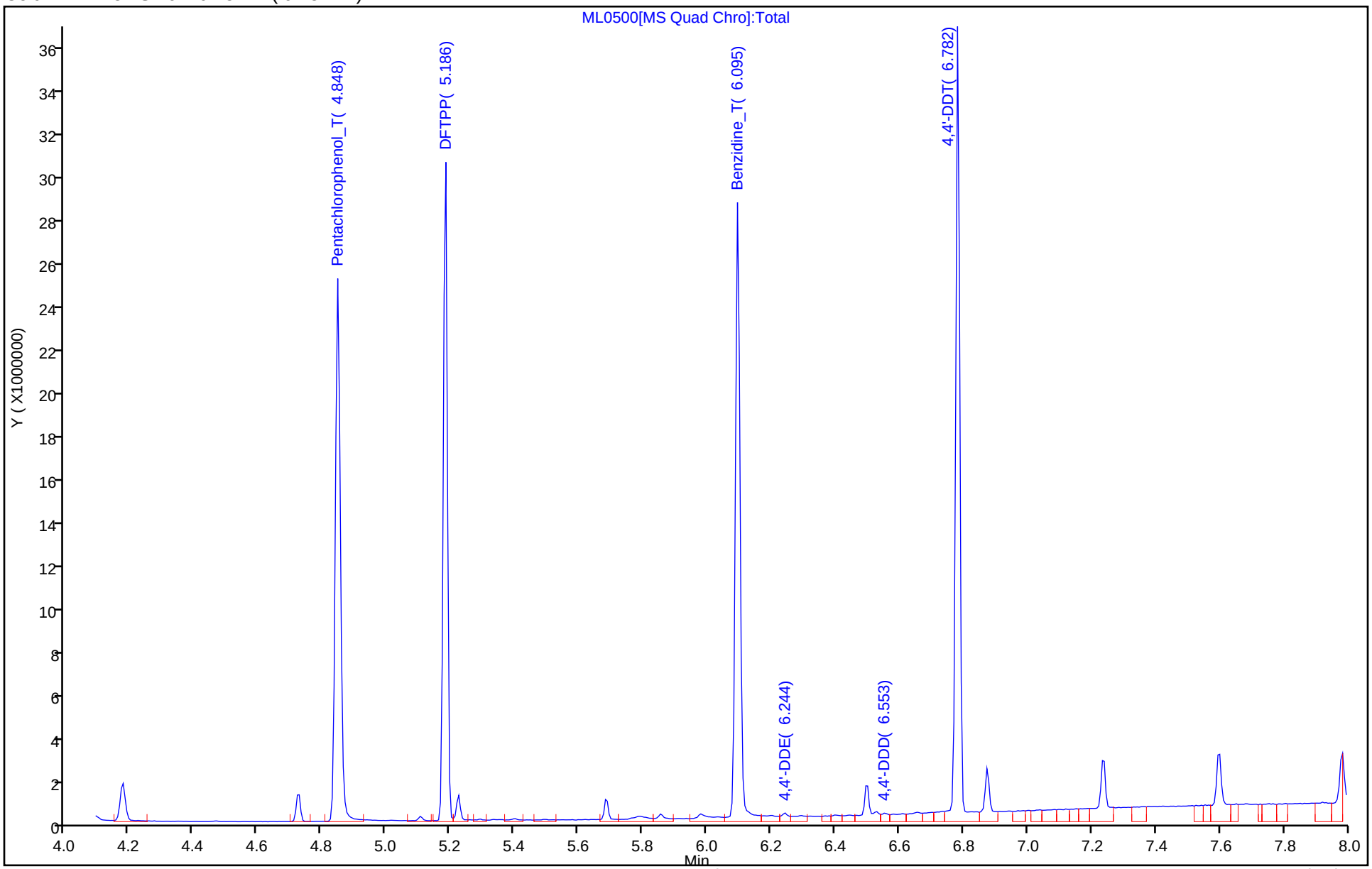

Breakdown Report

Eurofins Lancaster Laboratories Environment Testing, LLC

Data File:	\\chromfs\Lancaster\ChromData\HP21585\20221228-74077.b\ML0500.D				
Injection Date:	28-Dec-2022 03:44:18	Instrument ID:	HP21585		
Lims ID:	DFTPP				
Client ID:					
Operator ID:	jmg00346	ALS Bottle#:	0	Worklist Smp#:	1
Injection Vol:	1.0 ul	Dil. Factor:	1.0000		
Method:	8270_SIM_HP21585	Limit Group:	MSSV - 8270D_E SIM		

49 4,4'-DDT, Detector: MS Quad

SW-846 Method

%Breakdown =
(Area Breakdown Cpnds/
Total Area Breakdown Cpnds) * 100

49 4,4'-DDT, Area = 7151735
47 4,4'-DDE, Area = 22265
48 4,4'-DDD, Area = 49935

%Breakdown: 1.00%, <= 20.00%
Passed

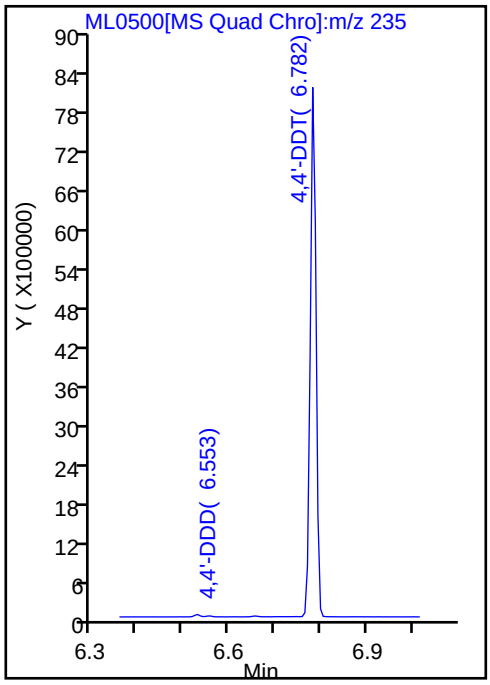

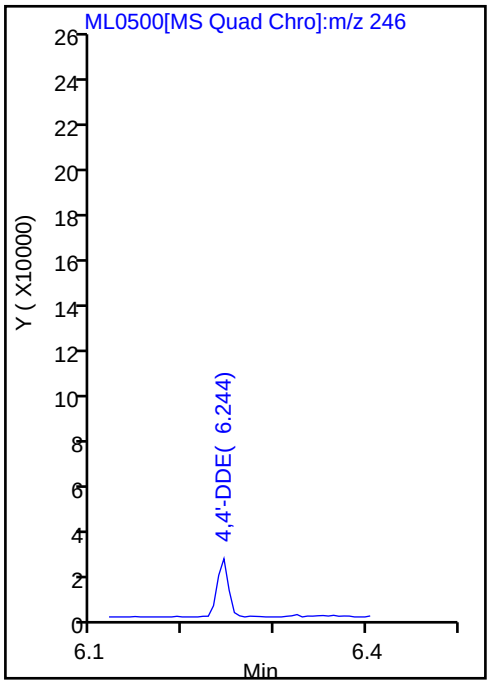

Peak Tailing Report

Eurofins Lancaster Laboratories Environment Testing, LLC

Data File:	\\chromfs\Lancaster\ChromData\HP21585\20221228-74077.b\ML0500.D				
Injection Date:	28-Dec-2022 03:44:18	Instrument ID:	HP21585		
Lims ID:	DFTPP				
Client ID:					
Operator ID:	jmg00346	ALS Bottle#:	0	Worklist Smp#:	1
Injection Vol:	1.0 ul	Dil. Factor:	1.0000		
Method:	8270_SIM_HP21585	Limit Group:	MSSV - 8270D_E SIM		

46 Benzidine_T, Detector: MS Quad

Peak Tailing Factor =
BackWidth/FrontWidth @ 10% Peak Height

Back Width = 0.011 (min.)
Front Width = 0.021 (min.)

Tailing Factor = 0.52, Max. Tailing <= 2.00
Passed

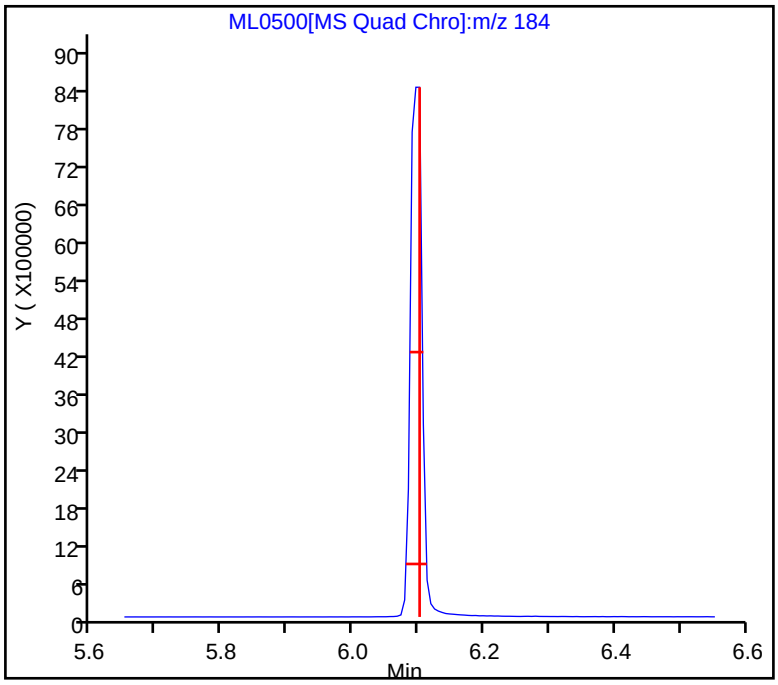

Peak Tailing Report

Eurofins Lancaster Laboratories Environment Testing, LLC

Data File:	\\chromfs\Lancaster\ChromData\HP21585\20221228-74077.b\ML0500.D				
Injection Date:	28-Dec-2022 03:44:18	Instrument ID:	HP21585		
Lims ID:	DFTPP				
Client ID:					
Operator ID:	jmg00346	ALS Bottle#:	0	Worklist Smp#:	1
Injection Vol:	1.0 ul	Dil. Factor:	1.0000		
Method:	8270_SIM_HP21585	Limit Group:	MSSV - 8270D_E SIM		

44 Pentachlorophenol_T, Detector: MS Quad

Peak Tailing Factor =
BackWidth/FrontWidth @ 10% Peak Height

Back Width = 0.018 (min.)
Front Width = 0.015 (min.)

Tailing Factor = 1.20, Max. Tailing <= 2.00
Passed

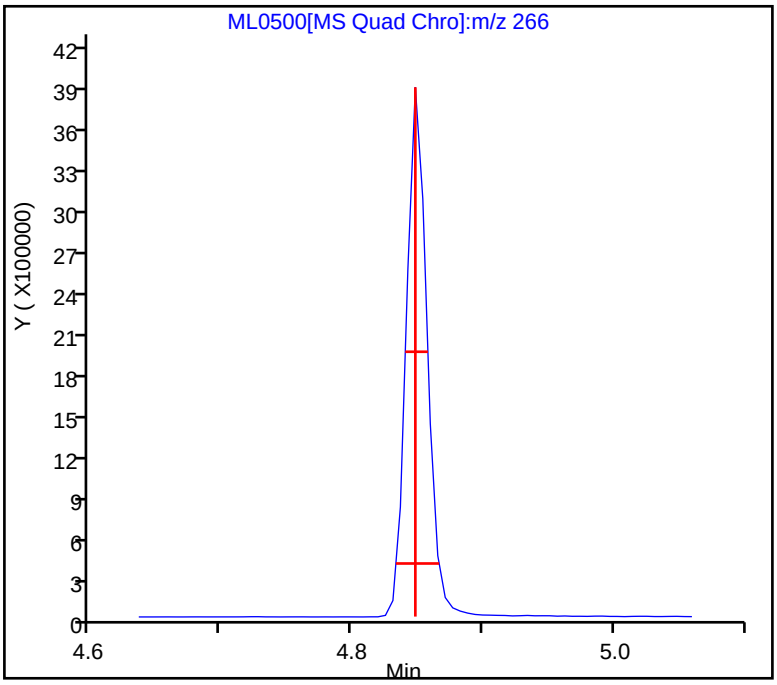

Eurofins Lancaster Laboratories Environment Testing, LLC
Target Compound Quantitation Report

Data File:	\\chromfs\Lancaster\ChromData\HP23263\20221005-67959.b\NJ0020.D				
Lims ID:	DFTPP				
Client ID:					
Sample Type:	DFTPP				
Inject. Date:	05-Oct-2022 09:35:30	ALS Bottle#:	1	Worklist Smp#:	1
Injection Vol:	1.0 ul	Dil. Factor:	1.0000		
Sample Info:	DFTPP				
Misc. Info.:	410-0067959-001				
Operator ID:	jmg00346	Instrument ID:	HP23263		
Method:	\\chromfs\Lancaster\ChromData\HP23263\20221005-67959.b\8270_SIM_HP23263.m				
Limit Group:	MSSV - 8270D_E SIM				
Last Update:	05-Oct-2022 16:18:42	Calib Date:	05-Oct-2022 11:42:30		
Integrator:	Falcon	ID Type:	Deconvolution ID		
Quant Method:	Internal Standard	Quant By:	Initial Calibration		
Last ICal File:	\\chromfs\Lancaster\ChromData\HP23263\20221005-67959.b\NJ0026.D				
Column 1 :	DB-5MS 20m 0.25mm (0.25 mm)		Det: MS SCAN		
Process Host:	CTX1660				

First Level Reviewer: UJM0 Date: 05-Oct-2022 10:11:31

Compound	Sig	RT (min.)	Adj RT (min.)	Dlt RT (min.)	Q	Response	Cal Amt ug/ml	OnCol Amt ug/ml	Flags
44 Pentachlorophenol_T	266	4.623	4.623	0.000	98	1441838	NR	NR	
45 DFTPP									
46 Benzidine_T	184	5.910	5.910	0.000	99	4838469	NR	NR	
49 4,4'-DDT	235	6.603	6.603	0.000	98	2675058	NR	NR	

QC Flag Legend

Processing Flags

NR - Missing Quant Standard

Reagents:

MSS_RVDFTPP_00011 Amount Added: 1.00 Units: mL

MS Tune Report

Eurofins Lancaster Laboratories Environment Testing, LLC

Data File:	\\chromfs\Lancaster\ChromData\HP23263\20221005-67959.b\NJ0020.D				
Injection Date:	05-Oct-2022 09:35:30	Instrument ID:	HP23263		
Lims ID:	DFTPP				
Client ID:					
Operator ID:	jmg00346	ALS Bottle#:	1	Worklist Smp#:	1
Injection Vol:	1.0 ul	Dil. Factor:	1.0000		
Method:	8270_SIM_HP23263	Limit Group:	MSSV - 8270D_E SIM		
Tune Method:	DFTPP Method 8270D, BP 198				

45 DFTPP

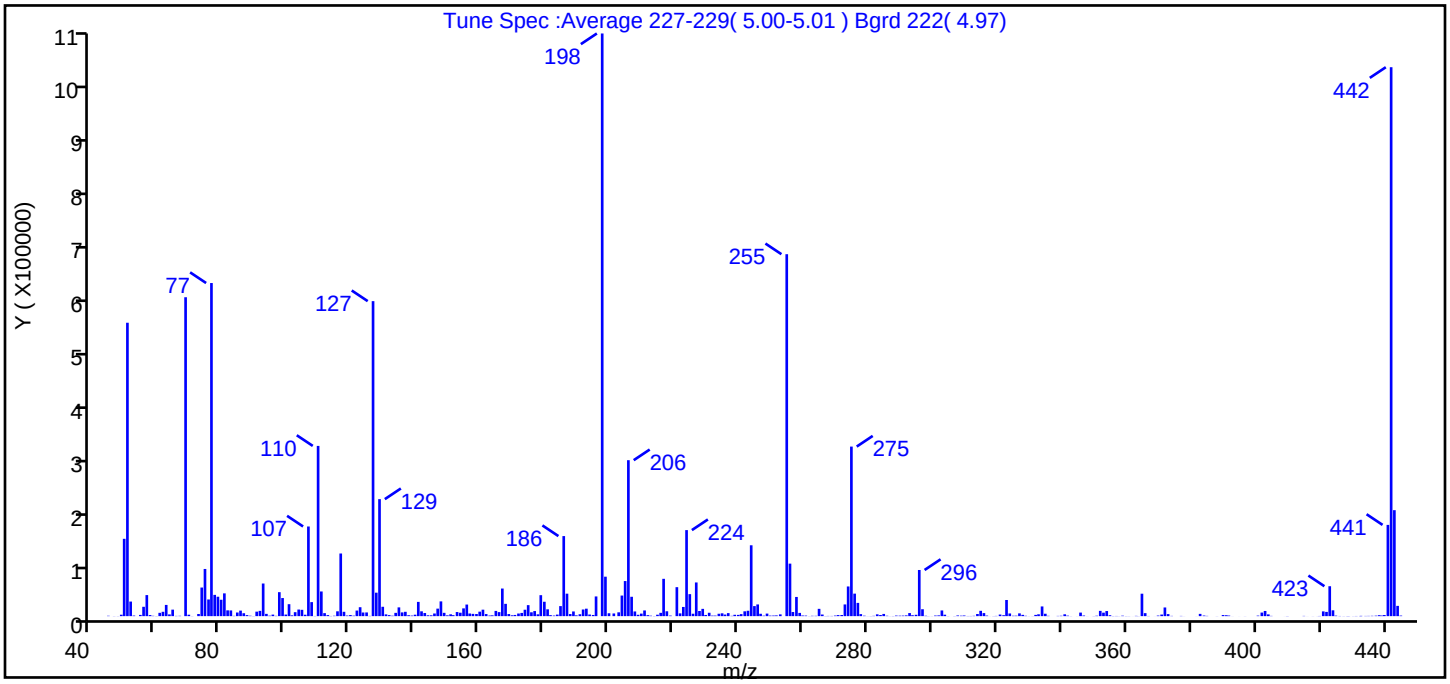

m/z	Ion Abundance Criteria	% Relative Abundance
198	base peak, or >50% of 442	100.0 (106.1)
51	10-80% of the base peak	50.4
68	<2% of mass 69	0.0 (0.0)
69	Present	54.7
70	<2% of mass 69	0.2 (0.4)
127	10-80% of the base peak	54.1
197	<2% of mass 198	0.0
199	5-9% of mass 198	6.8
275	10-60% of the base peak	29.1
365	>1% of mass 198	3.9
441	present but <24% of mass 442	15.7 (16.6)
442	base peak, or >50% of 198	94.2
443	15-24% of mass 442	18.2 (19.3)

Data File: \\chromfs\Lancaster\ChromData\HP23263\20221005-67959.b\NJ0020.D\8270_SIM_HP23263.rslt\spectra
Injection Date: 05-Oct-2022 09:35:30
Spectrum: Tune Spec :Average 227-229(5.00-5.01) Bgrd 222(4.97)
Base Peak: 197.90
Minimum % Base Peak: 0
Number of Points: 367

m/z	Y	m/z	Y	m/z	Y	m/z	Y
45.00	631	140.00	2497	235.00	4907	329.00	635
47.00	185	141.00	24720	236.00	2763	330.00	114
48.00	185	142.00	8371	237.00	5250	331.00	144
49.00	2480	143.00	5401	238.00	527	332.00	2173
50.00	134080	144.00	1483	239.00	2355	333.00	3205
51.00	508736	145.00	1429	240.00	2183	334.00	16816
52.00	25288	146.00	4572	241.00	3485	335.00	4151
53.00	1028	147.00	13014	242.00	8368	336.00	548
54.00	25	148.00	25584	243.00	9329	339.00	413
55.00	2139	149.00	5740	244.00	122880	340.00	645
56.00	16217	150.00	1398	245.00	17400	341.00	3208
57.00	36504	151.00	3169	246.00	20296	342.00	866
58.00	1843	152.00	1688	247.00	4111	343.00	156
59.00	590	153.00	7107	248.00	825	345.00	84
60.00	227	154.00	5932	249.00	4433	346.00	6147
61.00	5748	155.00	13465	250.00	940	347.00	1077
62.00	7540	156.00	20096	251.00	1048	348.00	86
63.00	19448	157.00	4569	252.00	1271	350.00	198
64.00	3009	158.00	3956	253.00	3038	351.00	711
65.00	11272	159.00	3697	255.00	627584	352.00	9131
66.00	408	160.00	7786	256.00	91056	353.00	6018
67.00	569	161.00	11200	257.00	7143	354.00	8828
69.00	552960	162.00	3627	258.00	33280	355.00	1566
70.00	2466	163.00	1055	259.00	5609	356.00	269
71.00	177	164.00	1379	260.00	1102	357.00	327
73.00	3732	165.00	9049	261.00	960	358.00	149
74.00	49608	166.00	6973	262.00	163	359.00	781
75.00	81808	167.00	47872	263.00	572	360.00	211
76.00	28928	168.00	21320	264.00	536	361.00	168
77.00	577600	169.00	3628	265.00	12659	362.00	54
78.00	36880	170.00	1467	266.00	2784	363.00	471
79.00	33664	171.00	2067	267.00	222	364.00	173
80.00	28416	172.00	4528	268.00	385	365.00	38904

Report Date: 05-Oct-2022 16:18:42 Chrom Revision: 2.3 22-Sep-2022 21:23:26
Data File: \\chromfs\Lancaster\ChromData\HP23263\20221005-67959.b\NJ0020.D\8270_SIM_HP23263.rslt\spectra
Injection Date: 05-Oct-2022 09:35:30
Spectrum: Tune Spec :Average 227-229(5.00-5.01) Bgrd 222(4.97)
Base Peak: 197.90
Minimum % Base Peak: 0
Number of Points: 367

m/z	Y	m/z	Y	m/z	Y	m/z	Y
81.00	39488	173.00	5577	269.00	351	366.00	5192
82.00	10065	174.00	11117	270.00	996	367.00	310
83.00	9904	175.00	19080	271.00	1846	369.00	50
84.00	506	176.00	6667	272.00	1968	370.00	977
85.00	6316	177.00	8800	273.00	20304	371.00	2746
86.00	9581	178.00	3125	274.00	51464	372.00	15034
87.00	5048	179.00	36352	275.00	294016	373.00	3549
88.00	1805	180.00	24952	276.00	39024	374.00	442
89.00	725	181.00	11841	277.00	22968	377.00	388
90.00	242	182.00	1729	278.00	3512	378.00	78
91.00	7799	183.00	1009	279.00	776	382.00	78
92.00	9142	184.00	2678	280.00	137	383.00	3916
93.00	56576	185.00	17408	281.00	228	384.00	1027
94.00	3937	186.00	138816	282.00	526	385.00	444
95.00	800	187.00	38960	283.00	3130	388.00	134
96.00	2649	188.00	3621	284.00	1957	390.00	1917
97.00	498	189.00	8130	285.00	3829	391.00	1578
98.00	41568	190.00	1354	286.00	688	392.00	981
99.00	31368	191.00	3272	287.00	124	393.00	79
100.00	2727	192.00	11529	288.00	261	395.00	51
101.00	20728	193.00	12928	289.00	974	397.00	111
102.00	1376	194.00	2801	290.00	813	401.00	915
103.00	6871	195.00	2028	291.00	944	402.00	6190
104.00	11450	196.00	34168	292.00	1307	403.00	8956
105.00	10971	198.00	1010304	293.00	5362	404.00	3028
106.00	2449	199.00	68416	294.00	1615	405.00	439
107.00	155456	200.00	4991	295.00	2338	409.00	50
108.00	24320	202.00	4648	296.00	80032	410.00	257
109.00	299	203.00	6620	297.00	11997	415.00	411
110.00	295168	204.00	35696	298.00	665	416.00	63
111.00	42784	205.00	60840	299.00	191	418.00	103
112.00	5208	206.00	270400	300.00	119	419.00	109
113.00	1823	207.00	33568	301.00	1031	420.00	331
114.00	308	208.00	8136	302.00	1288	421.00	8251

Report Date: 05-Oct-2022 16:18:42 Chrom Revision: 2.3 22-Sep-2022 21:23:26
Data File: \\chromfs\Lancaster\ChromData\HP23263\20221005-67959.b\NJ0020.D\8270_SIM_HP23263.rslt\spectra
Injection Date: 05-Oct-2022 09:35:30
Spectrum: Tune Spec :Average 227-229(5.00-5.01) Bgrd 222(4.97)
Base Peak: 197.90
Minimum % Base Peak: 0
Number of Points: 367

m/z	Y	m/z	Y	m/z	Y	m/z	Y
115.00	683	209.00	2349	303.00	9872	422.00	7366
116.00	8383	210.00	4398	304.00	2482	423.00	51880
117.00	108624	211.00	9874	305.00	201	424.00	10122
118.00	7534	212.00	1691	307.00	222	425.00	877
119.00	1041	213.00	780	308.00	1184	426.00	302
120.00	1876	214.00	253	309.00	805	427.00	163
121.00	817	215.00	2460	310.00	1128	428.00	197
122.00	9684	216.00	5730	311.00	297	429.00	212
123.00	15490	217.00	64712	312.00	321	430.00	146
124.00	6312	218.00	8446	313.00	545	431.00	286
125.00	6419	219.00	971	314.00	3696	432.00	286
126.00	406	221.00	50240	315.00	9234	433.00	471
127.00	546176	222.00	4806	316.00	5287	434.00	372
128.00	40688	223.00	15943	317.00	962	435.00	446
129.00	202880	224.00	149184	318.00	58	436.00	577
130.00	16230	225.00	38152	319.00	200	437.00	836
131.00	3074	226.00	4194	320.00	389	438.00	1643
132.00	1822	227.00	58416	321.00	2761	439.00	1041
133.00	744	228.00	8909	322.00	1639	440.00	1925
134.00	5689	229.00	12629	323.00	28000	441.00	158208
135.00	15204	230.00	2037	324.00	4634	442.00	951808
136.00	6479	231.00	5865	325.00	682	443.00	183744
137.00	7538	232.00	938	326.00	775	444.00	17800
138.00	1616	233.00	932	327.00	4809	445.00	977
139.00	977	234.00	4146	328.00	2230		

Report Date: 05-Oct-2022 16:18:42 Chrom Revision: 2.3 22-Sep-2022 21:23:26

Eurofins Lancaster Laboratories Environment Testing, LLC

Data File:	\\chromfs\Lancaster\ChromData\HP23263\20221005-67959.b\NJ0020.D				
Injection Date:	05-Oct-2022 09:35:30	Instrument ID:	HP23263	Operator ID:	jmg00346
Lims ID:	DFTPP			Worklist Smp#:	1
Client ID:					
Injection Vol:	1.0 ul	Dil. Factor:	1.0000	ALS Bottle#:	1
Method:	8270_SIM_HP23263	Limit Group:	MSSV - 8270D_E SIM		

Column: DB-5MS 20m 0.25mm (0.25 mm)

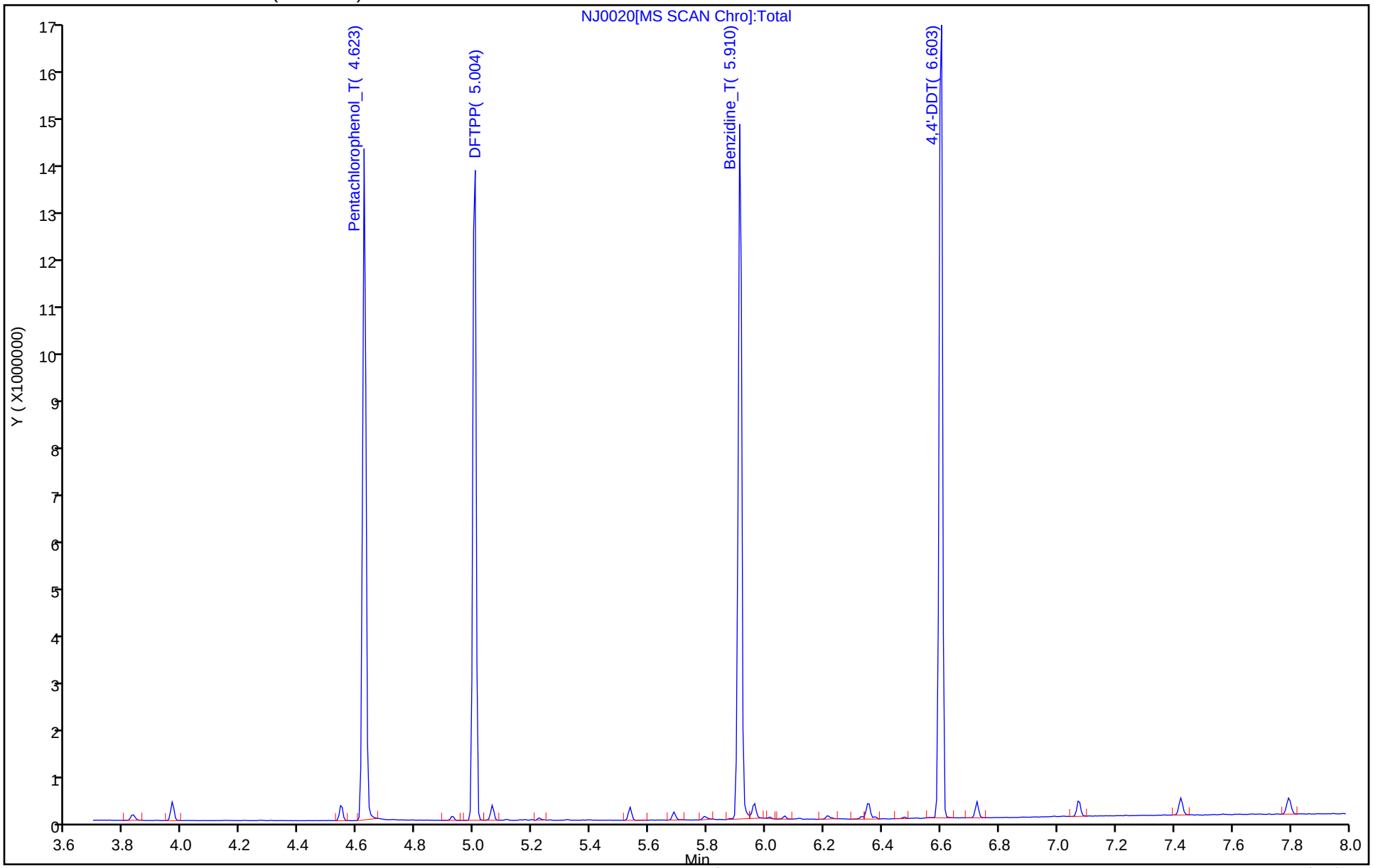

Breakdown Report

Eurofins Lancaster Laboratories Environment Testing, LLC

Data File:	\\chromfs\Lancaster\ChromData\HP23263\20221005-67959.b\NJ0020.D				
Injection Date:	05-Oct-2022 09:35:30	Instrument ID:	HP23263		
Lims ID:	DFTPP				
Client ID:					
Operator ID:	jmg00346	ALS Bottle#:	1	Worklist Smp#:	1
Injection Vol:	1.0 ul	Dil. Factor:	1.0000		
Method:	8270_SIM_HP23263	Limit Group:	MSSV - 8270D_E SIM		

49 4,4'-DDT, Detector: MS SCAN

SW-846 Method

%Breakdown =
(Area Breakdown Cpnds/
Total Area Breakdown Cpnds) * 100

49 4,4'-DDT, Area = 2675058
47 4,4'-DDE, Area = 0
48 4,4'-DDD, Area = 0

%Breakdown: 0.00%, <= 20.00%
Passed

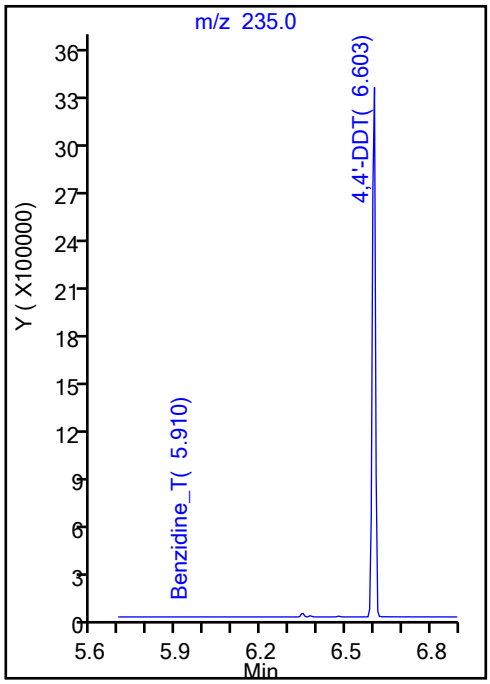



Peak Tailing Report

Eurofins Lancaster Laboratories Environment Testing, LLC

Data File:	\\chromfs\Lancaster\ChromData\HP23263\20221005-67959.b\NJ0020.D				
Injection Date:	05-Oct-2022 09:35:30	Instrument ID:	HP23263		
Lims ID:	DFTPP				
Client ID:					
Operator ID:	jmg00346	ALS Bottle#:	1	Worklist Smp#:	1
Injection Vol:	1.0 ul	Dil. Factor:	1.0000		
Method:	8270_SIM_HP23263	Limit Group:	MSSV - 8270D_E SIM		

46 Benzidine_T, Detector: MS SCAN

Peak Tailing Factor =
BackWidth/FrontWidth @ 10% Peak Height

Back Width = 0.014 (min.)
Front Width = 0.011 (min.)

Tailing Factor = 1.27, Max. Tailing <= 2.00
Passed

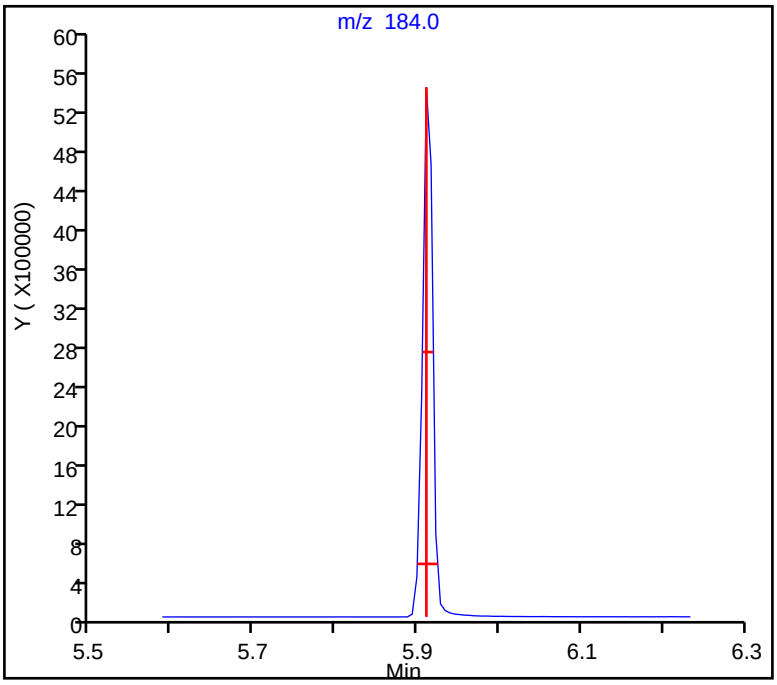

Peak Tailing Report

Eurofins Lancaster Laboratories Environment Testing, LLC

Data File:	\\chromfs\Lancaster\ChromData\HP23263\20221005-67959.b\NJ0020.D				
Injection Date:	05-Oct-2022 09:35:30	Instrument ID:	HP23263		
Lims ID:	DFTPP				
Client ID:					
Operator ID:	jmg00346	ALS Bottle#:	1	Worklist Smp#:	1
Injection Vol:	1.0 ul	Dil. Factor:	1.0000		
Method:	8270_SIM_HP23263	Limit Group:	MSSV - 8270D_E SIM		

44 Pentachlorophenol_T, Detector: MS SCAN

Peak Tailing Factor =
BackWidth/FrontWidth @ 10% Peak Height

Back Width = 0.014 (min.)
Front Width = 0.011 (min.)

Tailing Factor = 1.27, Max. Tailing <= 2.00
Passed

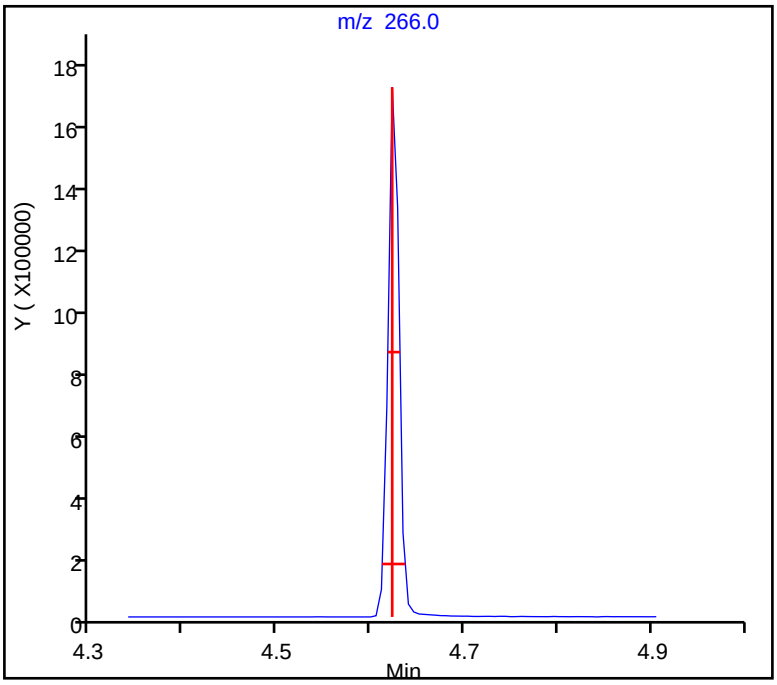

Eurofins Lancaster Laboratories Environment Testing, LLC
Target Compound Quantitation Report

Data File:	\\chromfs\Lancaster\ChromData\HP23263\20221229-74172.b\NL1200.D				
Lims ID:	DFTPP				
Client ID:					
Sample Type:	DFTPP				
Inject. Date:	29-Dec-2022 03:35:30	ALS Bottle#:	1	Worklist Smp#:	1
Injection Vol:	1.0 ul	Dil. Factor:	1.0000		
Sample Info:	DFTPP				
Misc. Info.:	410-0074172-001				
Operator ID:	jmg00346	Instrument ID:	HP23263		
Method:	\\chromfs\Lancaster\ChromData\HP23263\20221229-74172.b\8270_SIM_HP23263.m				
Limit Group:	MSSV - 8270D_E SIM				
Last Update:	29-Dec-2022 04:56:47	Calib Date:	05-Oct-2022 11:42:30		
Integrator:	Falcon	ID Type:	Deconvolution ID		
Quant Method:	Internal Standard	Quant By:	Initial Calibration		
Last ICal File:	\\chromfs\Lancaster\ChromData\HP23263\20221005-67959.b\NJ0026.D				
Column 1 :	DB-5MS 20m 0.25mm (0.25 mm)		Det: MS SCAN		
Process Host:	CTX1632				

First Level Reviewer: UJM0 Date: 29-Dec-2022 04:56:47

Compound	Sig	RT (min.)	Adj RT (min.)	Dlt RT (min.)	Q	Response	Cal Amt ug/ml	OnCol Amt ug/ml	Flags
44 Pentachlorophenol_T	266	4.484	4.484	0.000	98	1042866	NR	NR	
45 DFTPP									
46 Benzidine_T	184	5.766	5.766	0.000	99	4026392	NR	NR	
48 4,4'-DDD	235	6.199	6.199	0.000	93	112661		NR	
49 4,4'-DDT	235	6.448	6.448	0.000	98	1995504	NR	NR	

QC Flag Legend

Processing Flags

NR - Missing Quant Standard

Reagents:

MSS_RVDFTPP_00012 Amount Added: 1.00 Units: mL

MS Tune Report

Eurofins Lancaster Laboratories Environment Testing, LLC

Data File:	\\chromfs\Lancaster\ChromData\HP23263\20221229-74172.b\NL1200.D				
Injection Date:	29-Dec-2022 03:35:30	Instrument ID:	HP23263		
Lims ID:	DFTPP				
Client ID:					
Operator ID:	jmg00346	ALS Bottle#:	1	Worklist Smp#:	1
Injection Vol:	1.0 ul	Dil. Factor:	1.0000		
Method:	8270_SIM_HP23263	Limit Group:	MSSV - 8270D_E SIM		
Tune Method:	DFTPP Method 8270D, BP 198				

45 DFTPP

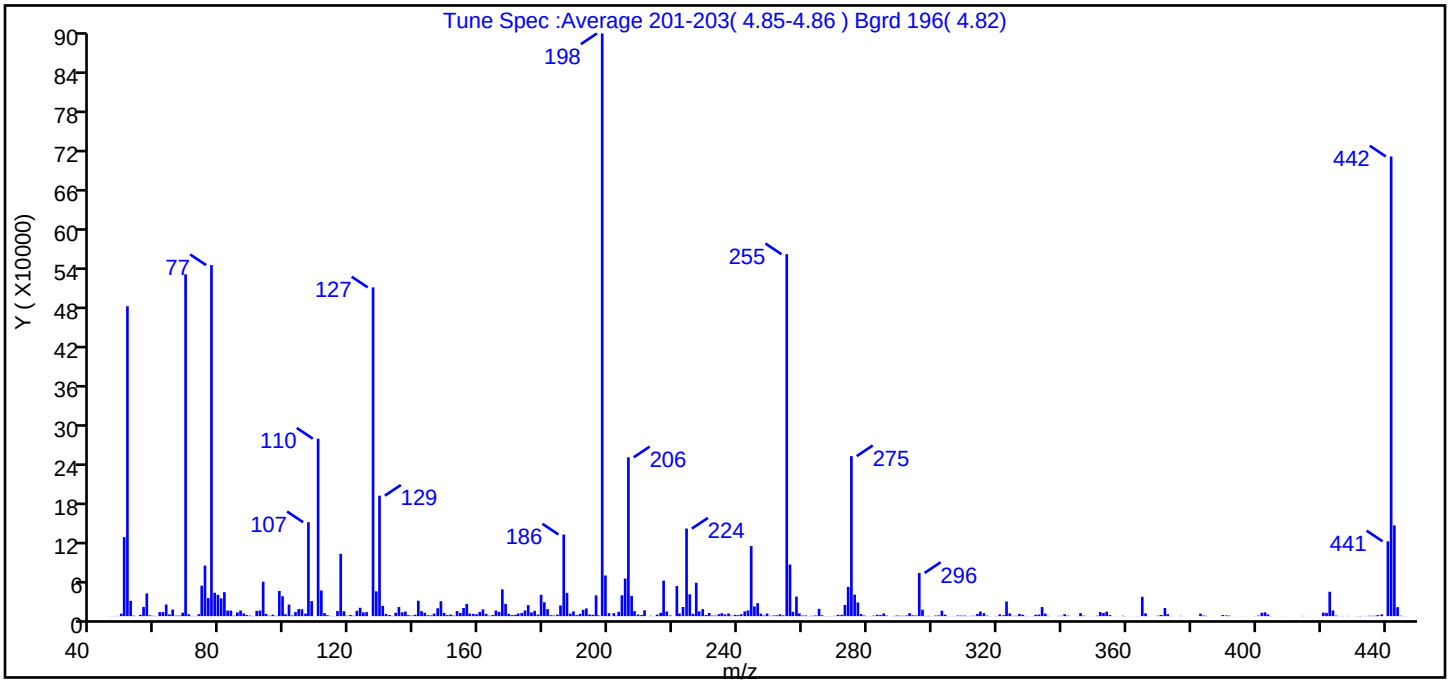

m/z	Ion Abundance Criteria	% Relative Abundance
198	base peak, or >50% of 442	100.0 (126.8)
51	10-80% of the base peak	53.2
68	<2% of mass 69	0.6 (1.0)
69	Present	58.7
70	<2% of mass 69	0.3 (0.5)
127	10-80% of the base peak	56.4
197	<2% of mass 198	0.1
199	5-9% of mass 198	7.0
275	10-60% of the base peak	27.5
365	>1% of mass 198	3.3
441	present but <24% of mass 442	12.8 (16.3)
442	base peak, or >50% of 198	78.9
443	15-24% of mass 442	15.6 (19.7)

Data File: \\chromfs\Lancaster\ChromData\HP23263\20221229-74172.b\NL1200.D\8270_SIM_HP23263.rslt\spectra
Injection Date: 29-Dec-2022 03:35:30
Spectrum: Tune Spec :Average 201-203(4.85-4.86) Bgrd 196(4.82)
Base Peak: 197.90
Minimum % Base Peak: 0
Number of Points: 364

m/z	Y	m/z	Y	m/z	Y	m/z	Y
45.00	140	139.00	922	232.00	859	324.00	4233
46.00	154	140.00	2164	233.00	914	325.00	430
47.00	136	141.00	23768	234.00	3099	326.00	619
48.00	358	142.00	7715	235.00	4464	327.00	3488
49.00	3794	143.00	5038	236.00	2659	328.00	2148
50.00	121616	144.00	1410	237.00	4113	329.00	412
51.00	477120	145.00	1140	238.00	754	330.00	107
52.00	23568	146.00	3979	239.00	1990	331.00	239
53.00	815	147.00	12155	240.00	1524	332.00	2102
55.00	1962	148.00	23000	241.00	2956	333.00	2416
56.00	14176	149.00	4967	242.00	7446	334.00	14023
57.00	34976	150.00	1584	243.00	8859	335.00	3870
58.00	1294	151.00	2505	244.00	107904	336.00	455
59.00	520	152.00	927	245.00	14951	339.00	391
60.00	247	153.00	7882	246.00	20008	340.00	563
61.00	6237	154.00	4784	247.00	3797	341.00	3005
62.00	6310	155.00	12555	248.00	967	342.00	819
63.00	17872	156.00	18824	249.00	4020	345.00	151
64.00	2594	157.00	3883	250.00	595	346.00	4620
65.00	10172	158.00	3532	251.00	971	347.00	840
66.00	865	159.00	2928	252.00	1275	348.00	62
67.00	866	160.00	6420	253.00	2736	349.00	123
68.00	5347	161.00	10434	254.00	1173	350.00	111
69.00	526144	162.00	3552	255.00	557184	351.00	681
70.00	2823	163.00	810	256.00	79424	352.00	6216
71.00	352	164.00	1697	257.00	6671	353.00	4901
72.00	328	165.00	8735	258.00	30120	354.00	6988
73.00	3008	166.00	6691	259.00	4213	355.00	1610
74.00	46872	167.00	41128	260.00	869	356.00	76
75.00	77848	168.00	18928	261.00	1070	358.00	149
76.00	27824	169.00	3639	262.00	256	359.00	623
77.00	540352	170.00	1548	263.00	539	360.00	227
78.00	35984	171.00	2038	264.00	1096	361.00	60

Report Date: 29-Dec-2022 04:56:48 Chrom Revision: 2.3 20-Dec-2022 14:14:06
Data File: \\chromfs\Lancaster\ChromData\HP23263\20221229-74172.b\NL1200.D\8270_SIM_HP23263.rslt\spectra
Injection Date: 29-Dec-2022 03:35:30
Spectrum: Tune Spec :Average 201-203(4.85-4.86) Bgrd 196(4.82)
Base Peak: 197.90
Minimum % Base Peak: 0
Number of Points: 364

m/z	Y	m/z	Y	m/z	Y	m/z	Y
79.00	32832	172.00	4061	265.00	11289	362.00	52
80.00	27192	173.00	5013	266.00	1398	363.00	199
81.00	36880	174.00	8797	267.00	268	364.00	142
82.00	8576	175.00	16976	268.00	206	365.00	29784
83.00	8583	176.00	5767	269.00	216	366.00	4357
84.00	698	177.00	8146	270.00	540	367.00	243
85.00	5767	178.00	2411	271.00	2157	370.00	837
86.00	8630	179.00	32864	272.00	2065	371.00	1776
87.00	4232	180.00	21320	273.00	17280	372.00	12576
88.00	1593	181.00	10723	274.00	45072	373.00	2909
89.00	857	182.00	1408	275.00	246336	374.00	274
90.00	204	183.00	1050	276.00	33072	377.00	450
91.00	8062	184.00	2317	277.00	21120	383.00	3796
92.00	8670	185.00	16528	278.00	3274	384.00	911
93.00	53040	186.00	125704	279.00	938	385.00	486
94.00	3523	187.00	35840	280.00	122	389.00	77
95.00	670	188.00	3806	281.00	275	390.00	1691
96.00	2222	189.00	7244	282.00	803	391.00	1128
97.00	578	190.00	1550	283.00	2230	392.00	766
98.00	38704	191.00	3539	284.00	1649	393.00	51
99.00	30608	192.00	9780	285.00	4151	395.00	78
100.00	2813	193.00	11850	286.00	855	396.00	108
101.00	17808	194.00	2457	288.00	289	397.00	125
102.00	1060	195.00	2059	289.00	940	400.00	132
103.00	6238	196.00	32048	290.00	692	401.00	914
104.00	10915	197.00	1176	291.00	541	402.00	5244
105.00	10543	198.00	896896	292.00	1048	403.00	5812
106.00	3905	199.00	62560	293.00	4610	404.00	2505
107.00	144640	200.00	4557	294.00	1253	405.00	225
108.00	23192	202.00	4604	295.00	1070	408.00	56
110.00	273216	202.00	620	296.00	66496	409.00	51
111.00	39496	203.00	6565	297.00	9948	410.00	54
112.00	4640	204.00	32112	298.00	429	415.00	389
113.00	1397	205.00	57888	299.00	426	421.00	5440

Report Date: 29-Dec-2022 04:56:48 Chrom Revision: 2.3 20-Dec-2022 14:14:06
Data File: \\chromfs\Lancaster\ChromData\HP23263\20221229-74172.b\NL1200.D\8270_SIM_HP23263.rslt\spectra
Injection Date: 29-Dec-2022 03:35:30
Spectrum: Tune Spec :Average 201-203(4.85-4.86) Bgrd 196(4.82)
Base Peak: 197.90
Minimum % Base Peak: 0
Number of Points: 364

m/z	Y	m/z	Y	m/z	Y	m/z	Y
114.00	360	206.00	244544	300.00	182	422.00	5109
115.00	178	207.00	31248	301.00	895	423.00	37528
116.00	7889	208.00	7689	302.00	1141	424.00	8748
117.00	95936	209.00	2433	303.00	8259	425.00	814
118.00	7612	210.00	1742	304.00	2293	426.00	151
119.00	699	211.00	8969	305.00	187	427.00	182
120.00	1861	213.00	544	306.00	84	429.00	343
121.00	591	214.00	273	307.00	146	430.00	108
122.00	8220	215.00	2346	308.00	978	432.00	189
123.00	12853	216.00	5206	309.00	845	432.00	194
124.00	5759	217.00	54600	310.00	845	433.00	275
125.00	6279	218.00	7083	311.00	308	434.00	336
127.00	506048	219.00	967	312.00	414	435.00	572
128.00	38136	221.00	46416	313.00	676	436.00	522
129.00	185472	222.00	3985	314.00	3328	437.00	633
130.00	15858	223.00	14090	315.00	7168	438.00	1575
131.00	3233	224.00	134784	316.00	4567	439.00	2667
132.00	1689	225.00	33608	317.00	804	441.00	115144
133.00	463	226.00	3513	318.00	200	442.00	707584
134.00	5212	227.00	51384	319.00	53	443.00	139648
135.00	13948	228.00	7268	320.00	290	444.00	13836
136.00	5891	229.00	10691	321.00	2688	445.00	708
137.00	7026	230.00	1692	322.00	1412	446.00	209
138.00	1556	231.00	4885	323.00	22504	447.00	53

Report Date: 29-Dec-2022 04:56:48 Chrom Revision: 2.3 20-Dec-2022 14:14:06

Eurofins Lancaster Laboratories Environment Testing, LLC

Data File:	\\chromfs\Lancaster\ChromData\HP23263\20221229-74172.b\NL1200.D				
Injection Date:	29-Dec-2022 03:35:30	Instrument ID:	HP23263	Operator ID:	jmg00346
Lims ID:	DFTPP			Worklist Smp#:	1
Client ID:					
Injection Vol:	1.0 ul	Dil. Factor:	1.0000	ALS Bottle#:	1
Method:	8270_SIM_HP23263	Limit Group:	MSSV - 8270D_E SIM		

Column: DB-5MS 20m 0.25mm (0.25 mm)

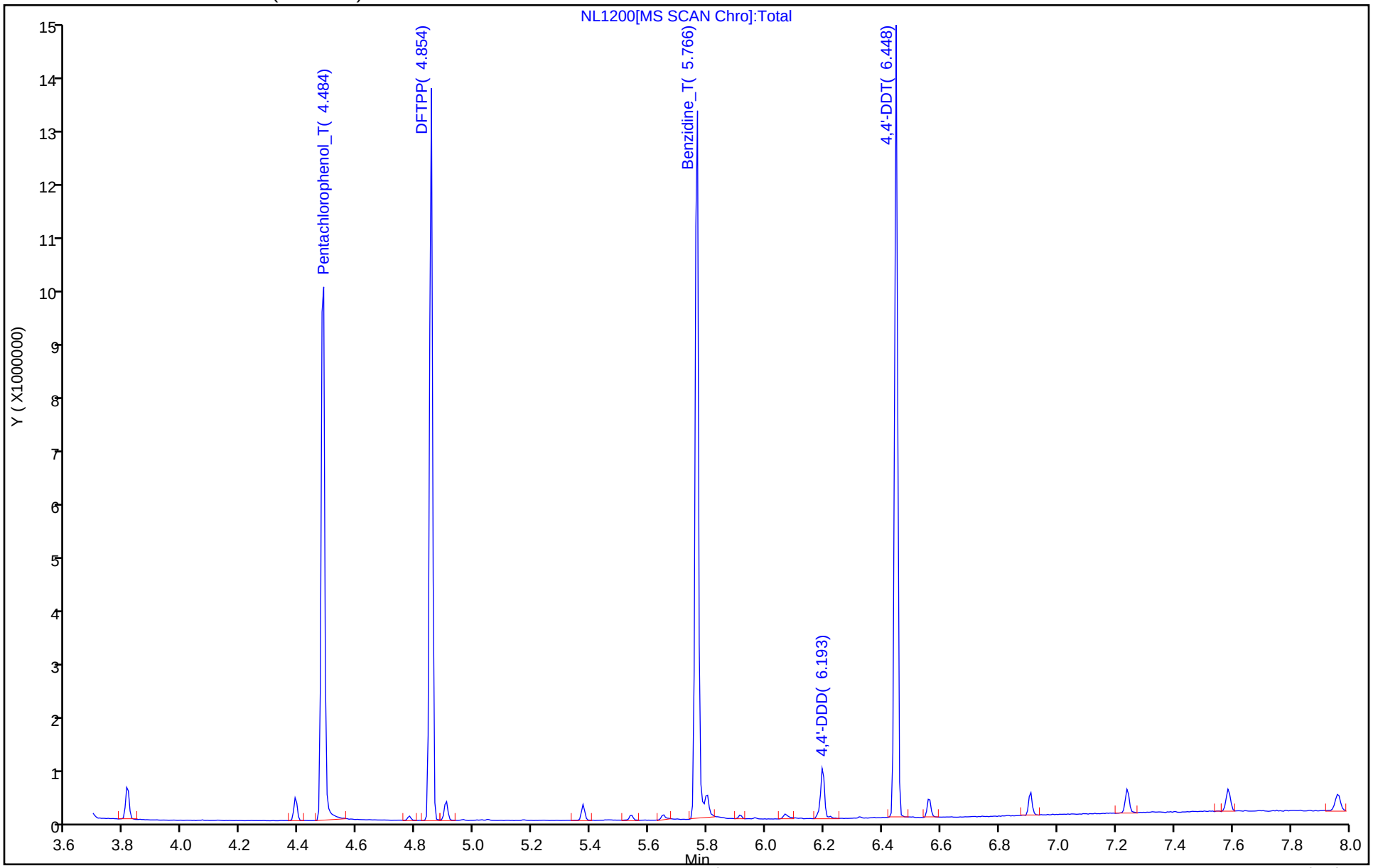

Breakdown Report

Eurofins Lancaster Laboratories Environment Testing, LLC

Data File:	\\chromfs\Lancaster\ChromData\HP23263\20221229-74172.b\NL1200.D				
Injection Date:	29-Dec-2022 03:35:30	Instrument ID:	HP23263		
Lims ID:	DFTPP				
Client ID:					
Operator ID:	jmg00346	ALS Bottle#:	1	Worklist Smp#:	1
Injection Vol:	1.0 ul	Dil. Factor:	1.0000		
Method:	8270_SIM_HP23263	Limit Group:	MSSV - 8270D_E SIM		

49 4,4'-DDT, Detector: MS SCAN

SW-846 Method

%Breakdown =
(Area Breakdown Cpnds/
Total Area Breakdown Cpnds) * 100

49 4,4'-DDT, Area = 1995504
47 4,4'-DDE, Area = 0
48 4,4'-DDD, Area = 112661

%Breakdown: 5.34%, <= 20.00%
Passed

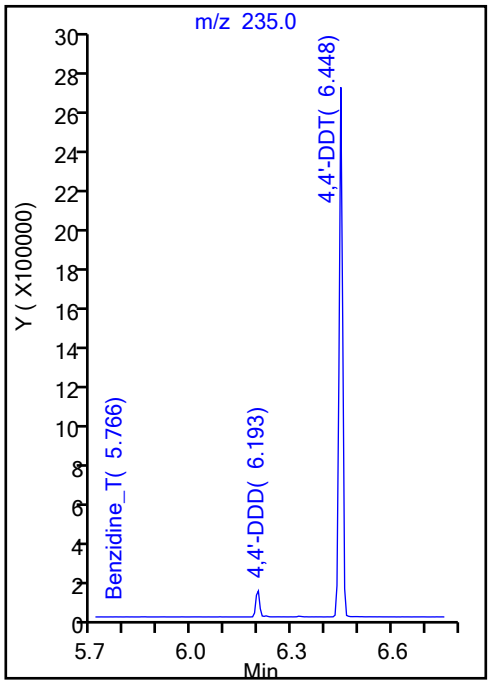



Peak Tailing Report

Eurofins Lancaster Laboratories Environment Testing, LLC

Data File:	\\chromfs\Lancaster\ChromData\HP23263\20221229-74172.b\NL1200.D				
Injection Date:	29-Dec-2022 03:35:30	Instrument ID:	HP23263		
Lims ID:	DFTPP				
Client ID:					
Operator ID:	jmg00346	ALS Bottle#:	1	Worklist Smp#:	1
Injection Vol:	1.0 ul	Dil. Factor:	1.0000		
Method:	8270_SIM_HP23263	Limit Group:	MSSV - 8270D_E SIM		

46 Benzidine_T, Detector: MS SCAN

Peak Tailing Factor =
BackWidth/FrontWidth @ 10% Peak Height

Back Width = 0.010 (min.)
Front Width = 0.014 (min.)

Tailing Factor = 0.71, Max. Tailing <= 2.00
Passed

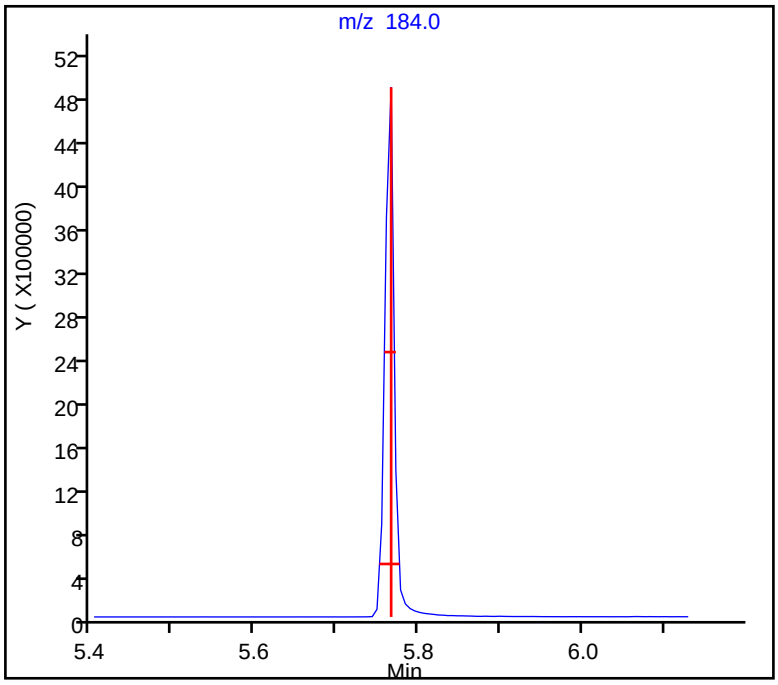

Peak Tailing Report

Eurofins Lancaster Laboratories Environment Testing, LLC

Data File:	\\chromfs\Lancaster\ChromData\HP23263\20221229-74172.b\NL1200.D				
Injection Date:	29-Dec-2022 03:35:30	Instrument ID:	HP23263		
Lims ID:	DFTPP				
Client ID:					
Operator ID:	jmg00346	ALS Bottle#:	1	Worklist Smp#:	1
Injection Vol:	1.0 ul	Dil. Factor:	1.0000		
Method:	8270_SIM_HP23263	Limit Group:	MSSV - 8270D_E SIM		

44 Pentachlorophenol_T, Detector: MS SCAN

Peak Tailing Factor =
BackWidth/FrontWidth @ 10% Peak Height

Back Width = 0.010 (min.)
Front Width = 0.014 (min.)

Tailing Factor = 0.71, Max. Tailing <= 2.00
Passed

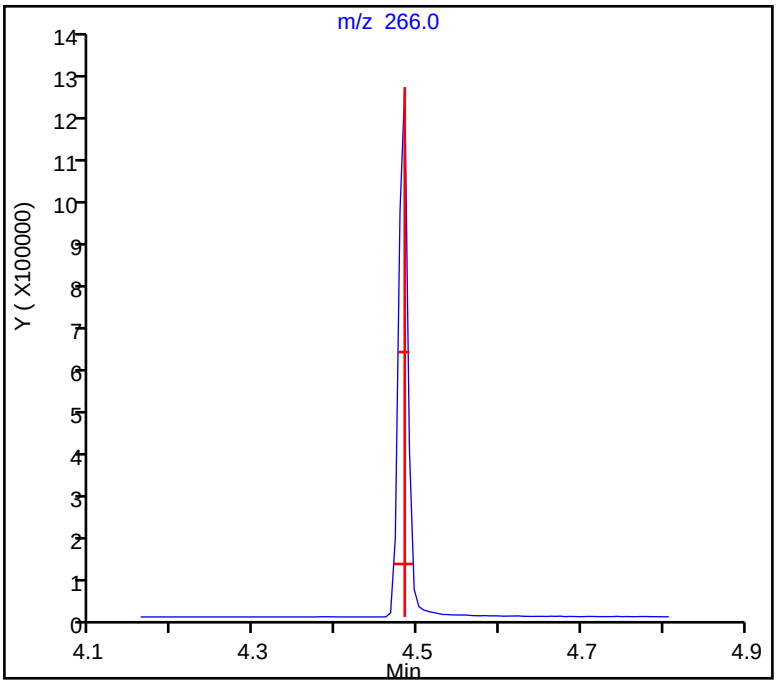

Eurofins Lancaster Laboratories Environment Testing, LLC
Target Compound Quantitation Report

Data File:	\\chromfs\Lancaster\ChromData\HP23263\20230103-74364.b\NA0020.D				
Lims ID:	DFTPP				
Client ID:					
Sample Type:	DFTPP				
Inject. Date:	03-Jan-2023 07:06:30	ALS Bottle#:	1	Worklist Smp#:	1
Injection Vol:	1.0 ul	Dil. Factor:	1.0000		
Sample Info:	DFTPP				
Misc. Info.:	410-0074364-001				
Operator ID:	jmg00346	Instrument ID:	HP23263		
Method:	\\chromfs\Lancaster\ChromData\HP23263\20230103-74364.b\8270_SIM_HP23263.m				
Limit Group:	MSSV - 8270D_E SIM				
Last Update:	03-Jan-2023 09:34:54	Calib Date:	05-Oct-2022 11:42:30		
Integrator:	Falcon	ID Type:	Deconvolution ID		
Quant Method:	Internal Standard	Quant By:	Initial Calibration		
Last ICal File:	\\chromfs\Lancaster\ChromData\HP23263\20221005-67959.b\NJ0026.D				
Column 1 :	DB-5MS 20m 0.25mm (0.25 mm)		Det: MS SCAN		
Process Host:	CTX1618				

First Level Reviewer: UJM0 Date: 03-Jan-2023 09:34:54

Compound	Sig	RT (min.)	Adj RT (min.)	Dlt RT (min.)	Q	Response	Cal Amt ug/ml	OnCol Amt ug/ml	Flags
44 Pentachlorophenol_T	266	4.484	4.484	0.000	97	1280578	NR	NR	
45 DFTPP									
46 Benzidine_T	184	5.766	5.766	0.000	99	4345378	NR	NR	
48 4,4'-DDD	235	6.199	6.199	0.000	92	18993		NR	
49 4,4'-DDT	235	6.448	6.448	0.000	99	2457086	NR	NR	

QC Flag Legend

Processing Flags

NR - Missing Quant Standard

Reagents:

MSS_RVDFTPP_00012 Amount Added: 1.00 Units: mL

MS Tune Report

Eurofins Lancaster Laboratories Environment Testing, LLC

Data File:	\\chromfs\Lancaster\ChromData\HP23263\20230103-74364.b\NA0020.D				
Injection Date:	03-Jan-2023 07:06:30	Instrument ID:	HP23263		
Lims ID:	DFTPP				
Client ID:					
Operator ID:	jmg00346	ALS Bottle#:	1	Worklist Smp#:	1
Injection Vol:	1.0 ul	Dil. Factor:	1.0000		
Method:	8270_SIM_HP23263	Limit Group:	MSSV - 8270D_E SIM		
Tune Method:	DFTPP Method 8270D, BP 198				

45 DFTPP

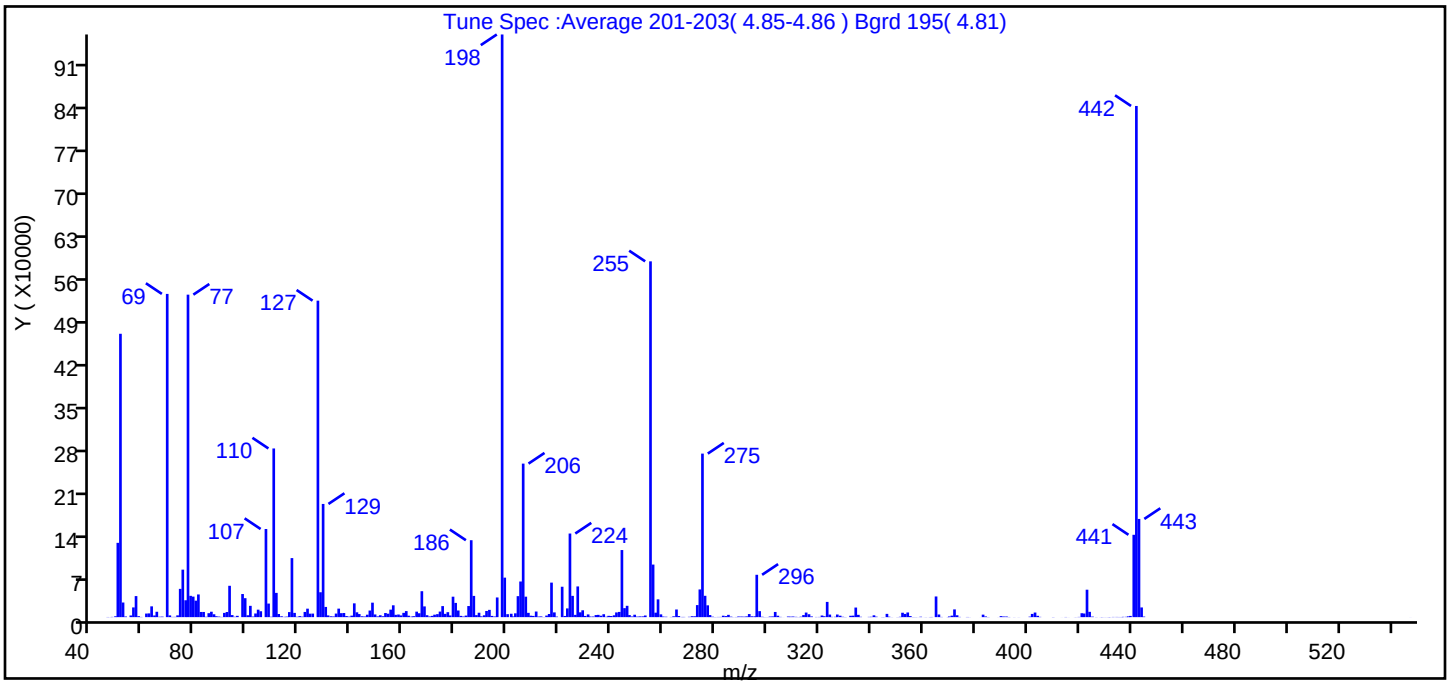

m/z	Ion Abundance Criteria	% Relative Abundance
198	base peak, or >50% of 442	100.0 (114.0)
51	10-80% of the base peak	48.6
68	<2% of mass 69	0.0 (0.0)
69	Present	55.5
70	<2% of mass 69	0.3 (0.5)
127	10-80% of the base peak	54.3
197	<2% of mass 198	0.0
199	5-9% of mass 198	6.8
275	10-60% of the base peak	28.1
365	>1% of mass 198	3.5
441	present but <24% of mass 442	14.1 (16.1)
442	base peak, or >50% of 198	87.7
443	15-24% of mass 442	16.9 (19.2)

Data File: \\chromfs\Lancaster\ChromData\HP23263\20230103-74364.b\NA0020.D\8270_SIM_HP23263.rslt\spectra
Injection Date: 03-Jan-2023 07:06:30
Spectrum: Tune Spec :Average 201-203(4.85-4.86) Bgrd 195(4.81)
Base Peak: 197.90
Minimum % Base Peak: 0
Number of Points: 361

m/z	Y	m/z	Y	m/z	Y	m/z	Y
46.00	266	143.00	5026	236.00	2324	333.00	2409
47.00	129	144.00	1406	237.00	4759	334.00	15637
48.00	385	145.00	1063	238.00	694	335.00	3769
49.00	1431	146.00	3974	239.00	2137	336.00	563
50.00	121192	147.00	10766	240.00	1807	339.00	433
51.00	462208	148.00	23616	241.00	2963	340.00	570
52.00	23864	149.00	4389	242.00	7695	341.00	2977
53.00	1049	150.00	1218	243.00	8499	342.00	766
55.00	2705	151.00	3087	244.00	109440	344.00	200
56.00	15862	152.00	1472	245.00	14673	345.00	189
57.00	34344	153.00	6707	246.00	18480	346.00	5347
58.00	1595	154.00	5595	247.00	3400	347.00	768
59.00	328	155.00	12234	248.00	1072	348.00	142
61.00	5842	156.00	19320	249.00	3929	350.00	190
62.00	6107	157.00	3799	250.00	877	351.00	576
63.00	17616	158.00	4275	251.00	1203	352.00	7184
64.00	2715	159.00	2790	252.00	1232	353.00	5248
65.00	8775	160.00	7009	253.00	2675	354.00	7615
66.00	659	161.00	9861	255.00	580352	355.00	1726
67.00	862	162.00	2354	256.00	85752	356.00	239
69.00	527232	163.00	988	257.00	7293	357.00	193
70.00	2824	164.00	1571	258.00	29032	358.00	82
71.00	384	165.00	8957	259.00	4530	359.00	673
72.00	444	166.00	6338	260.00	926	360.00	50
73.00	2902	167.00	42312	261.00	664	361.00	157
74.00	46112	168.00	17512	263.00	307	363.00	248
75.00	77472	169.00	3165	264.00	1344	363.00	298
76.00	27536	170.00	1143	265.00	12484	365.00	33728
77.00	526016	171.00	2088	266.00	1820	366.00	4307
78.00	34752	172.00	4010	267.00	338	367.00	339
79.00	33488	173.00	4886	268.00	353	370.00	249
80.00	26904	174.00	9080	270.00	555	370.00	1100
81.00	37016	175.00	18016	271.00	1511	371.00	2432

Report Date: 03-Jan-2023 09:34:55 Chrom Revision: 2.3 20-Dec-2022 14:14:06
Data File: \\chromfs\Lancaster\ChromData\HP23263\20230103-74364.b\NA0020.D\8270_SIM_HP23263.rslt\spectra
Injection Date: 03-Jan-2023 07:06:30
Spectrum: Tune Spec :Average 201-203(4.85-4.86) Bgrd 195(4.81)
Base Peak: 197.90
Minimum % Base Peak: 0
Number of Points: 361

m/z	Y	m/z	Y	m/z	Y	m/z	Y
82.00	8446	176.00	5351	272.00	1400	372.00	12629
83.00	8443	177.00	8102	273.00	19632	373.00	3046
84.00	624	178.00	2734	274.00	45192	374.00	374
85.00	6439	179.00	33360	275.00	266752	376.00	51
86.00	8842	180.00	23224	276.00	34808	377.00	292
87.00	4684	181.00	10854	277.00	19280	378.00	127
88.00	1460	182.00	2076	278.00	3420	382.00	50
89.00	921	183.00	1025	279.00	722	383.00	4091
90.00	362	184.00	2536	280.00	239	384.00	1114
91.00	6926	185.00	18104	281.00	350	385.00	248
92.00	8354	186.00	125480	282.00	381	389.00	72
93.00	51144	187.00	34648	283.00	2352	390.00	1695
94.00	3338	188.00	3250	284.00	1726	391.00	1064
95.00	637	189.00	7191	285.00	3757	392.00	1030
96.00	2156	190.00	1279	286.00	796	393.00	274
98.00	37704	191.00	3000	287.00	160	395.00	123
99.00	30912	192.00	10061	288.00	280	397.00	59
100.00	3082	193.00	11890	289.00	1059	397.00	52
101.00	18448	194.00	2009	290.00	970	401.00	807
102.00	931	195.00	1041	291.00	792	402.00	5258
103.00	5941	196.00	32104	292.00	1198	403.00	7504
104.00	12196	198.00	950400	293.00	5046	404.00	2162
105.00	9623	199.00	64424	294.00	1377	405.00	446
107.00	143744	200.00	4848	295.00	1296	410.00	234
108.00	22136	201.00	5536	296.00	69088	413.00	52
109.00	632	202.00	1106	297.00	9774	415.00	270
110.00	275136	203.00	6215	298.00	639	416.00	75
111.00	39576	204.00	34232	299.00	238	418.00	116
112.00	5095	205.00	58144	300.00	197	419.00	100
113.00	1402	206.00	250432	301.00	970	420.00	375
114.00	517	207.00	33384	302.00	1143	421.00	6382
115.00	862	208.00	7014	303.00	8459	422.00	5897
116.00	8211	209.00	2346	304.00	2309	423.00	44752
117.00	96304	210.00	2023	305.00	425	424.00	8668

Report Date: 03-Jan-2023 09:34:55 Chrom Revision: 2.3 20-Dec-2022 14:14:06
Data File: \\chromfs\Lancaster\ChromData\HP23263\20230103-74364.b\NA0020.D\8270_SIM_HP23263.rslt\spectra
Injection Date: 03-Jan-2023 07:06:30
Spectrum: Tune Spec :Average 201-203(4.85-4.86) Bgrd 195(4.81)
Base Peak: 197.90
Minimum % Base Peak: 0
Number of Points: 361

m/z	Y	m/z	Y	m/z	Y	m/z	Y
118.00	6949	211.00	9164	306.00	56	425.00	893
119.00	628	212.00	971	308.00	1018	427.00	153
120.00	1638	213.00	1161	309.00	817	428.00	123
121.00	784	214.00	222	310.00	1020	429.00	221
122.00	8474	215.00	2556	311.00	504	430.00	144
123.00	13823	216.00	5127	312.00	178	431.00	214
124.00	5667	217.00	56328	313.00	725	432.00	190
125.00	5788	218.00	7746	314.00	3364	433.00	335
127.00	516224	219.00	880	315.00	7474	434.00	343
128.00	40600	221.00	49592	316.00	4720	435.00	289
129.00	184640	222.00	1919	317.00	1146	436.00	240
130.00	16656	223.00	14249	319.00	309	437.00	503
131.00	2839	224.00	136384	320.00	357	438.00	602
132.00	1416	225.00	34712	321.00	2656	439.00	1198
133.00	1129	226.00	3714	322.00	1436	440.00	1994
134.00	5823	227.00	50088	323.00	24856	441.00	134336
135.00	13886	228.00	7895	324.00	4175	442.00	833792
136.00	6482	229.00	11172	325.00	444	443.00	160192
137.00	6728	230.00	1959	326.00	593	444.00	15821
138.00	1731	231.00	4418	327.00	4272	445.00	896
139.00	869	232.00	1009	328.00	2354	548.00	55
140.00	2423	233.00	1016	329.00	587		
141.00	22504	234.00	3368	330.00	242		
142.00	7889	235.00	3734	332.00	2227		

Report Date: 03-Jan-2023 09:34:55 Chrom Revision: 2.3 20-Dec-2022 14:14:06

Eurofins Lancaster Laboratories Environment Testing, LLC

Data File:	\\chromfs\Lancaster\ChromData\HP23263\20230103-74364.b\NA0020.D				
Injection Date:	03-Jan-2023 07:06:30	Instrument ID:	HP23263	Operator ID:	jmg00346
Lims ID:	DFTPP			Worklist Smp#:	1
Client ID:					
Injection Vol:	1.0 ul	Dil. Factor:	1.0000	ALS Bottle#:	1
Method:	8270_SIM_HP23263	Limit Group:	MSSV - 8270D_E SIM		

Column: DB-5MS 20m 0.25mm (0.25 mm)

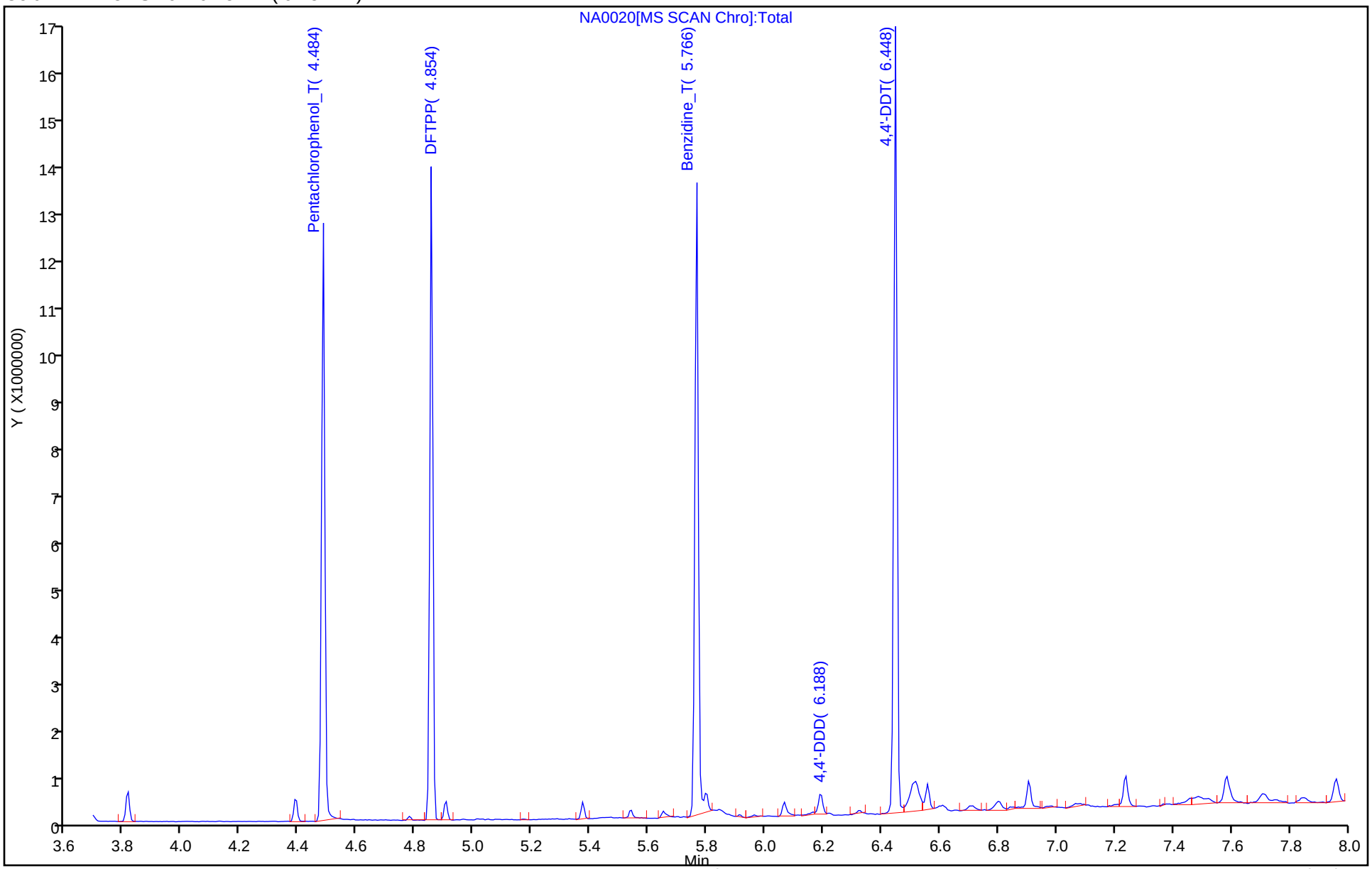

Breakdown Report

Eurofins Lancaster Laboratories Environment Testing, LLC

Data File:	\\chromfs\Lancaster\ChromData\HP23263\20230103-74364.b\NA0020.D				
Injection Date:	03-Jan-2023 07:06:30	Instrument ID:	HP23263		
Lims ID:	DFTPP				
Client ID:					
Operator ID:	jmg00346	ALS Bottle#:	1	Worklist Smp#:	1
Injection Vol:	1.0 ul	Dil. Factor:	1.0000		
Method:	8270_SIM_HP23263	Limit Group:	MSSV - 8270D_E SIM		

49 4,4'-DDT, Detector: MS SCAN

SW-846 Method

%Breakdown =
(Area Breakdown Cpnds/
Total Area Breakdown Cpnds) * 100

49 4,4'-DDT, Area = 2457086
47 4,4'-DDE, Area = 0
48 4,4'-DDD, Area = 18993

%Breakdown: 0.77%, <= 20.00%
Passed

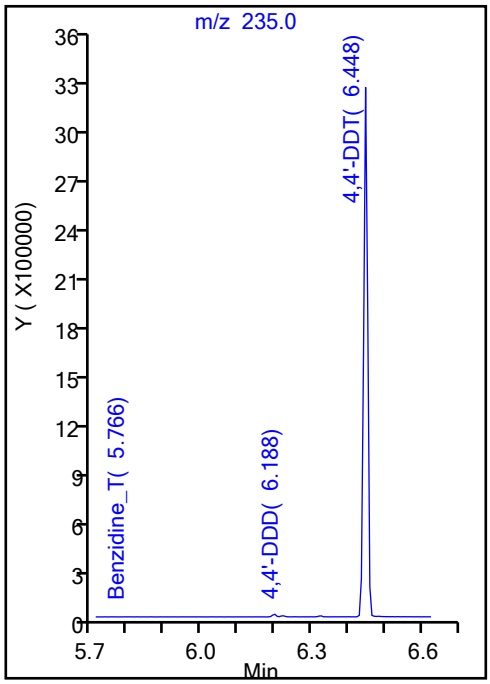



Peak Tailing Report

Eurofins Lancaster Laboratories Environment Testing, LLC

Data File:	\\chromfs\Lancaster\ChromData\HP23263\20230103-74364.b\NA0020.D				
Injection Date:	03-Jan-2023 07:06:30	Instrument ID:	HP23263		
Lims ID:	DFTPP				
Client ID:					
Operator ID:	jmg00346	ALS Bottle#:	1	Worklist Smp#:	1
Injection Vol:	1.0 ul	Dil. Factor:	1.0000		
Method:	8270_SIM_HP23263	Limit Group:	MSSV - 8270D_E SIM		

46 Benzidine_T, Detector: MS SCAN

Peak Tailing Factor =
BackWidth/FrontWidth @ 10% Peak Height

Back Width = 0.011 (min.)
Front Width = 0.014 (min.)

Tailing Factor = 0.79, Max. Tailing <= 2.00
Passed

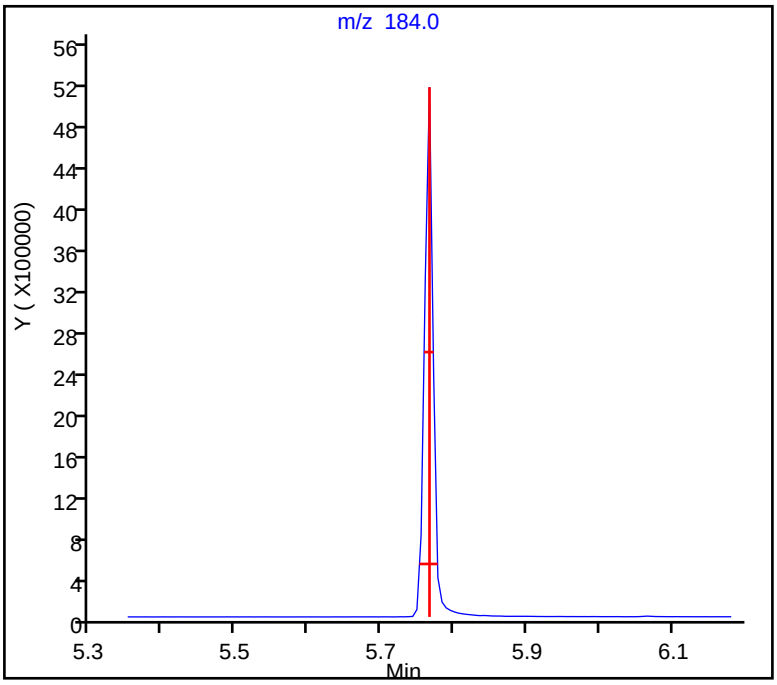

Peak Tailing Report

Eurofins Lancaster Laboratories Environment Testing, LLC

Data File:	\\chromfs\Lancaster\ChromData\HP23263\20230103-74364.b\NA0020.D				
Injection Date:	03-Jan-2023 07:06:30	Instrument ID:	HP23263		
Lims ID:	DFTPP				
Client ID:					
Operator ID:	jmg00346	ALS Bottle#:	1	Worklist Smp#:	1
Injection Vol:	1.0 ul	Dil. Factor:	1.0000		
Method:	8270_SIM_HP23263	Limit Group:	MSSV - 8270D_E SIM		

44 Pentachlorophenol_T, Detector: MS SCAN

Peak Tailing Factor =
BackWidth/FrontWidth @ 10% Peak Height

Back Width = 0.011 (min.)
Front Width = 0.011 (min.)

Tailing Factor = 1.00, Max. Tailing <= 2.00
Passed

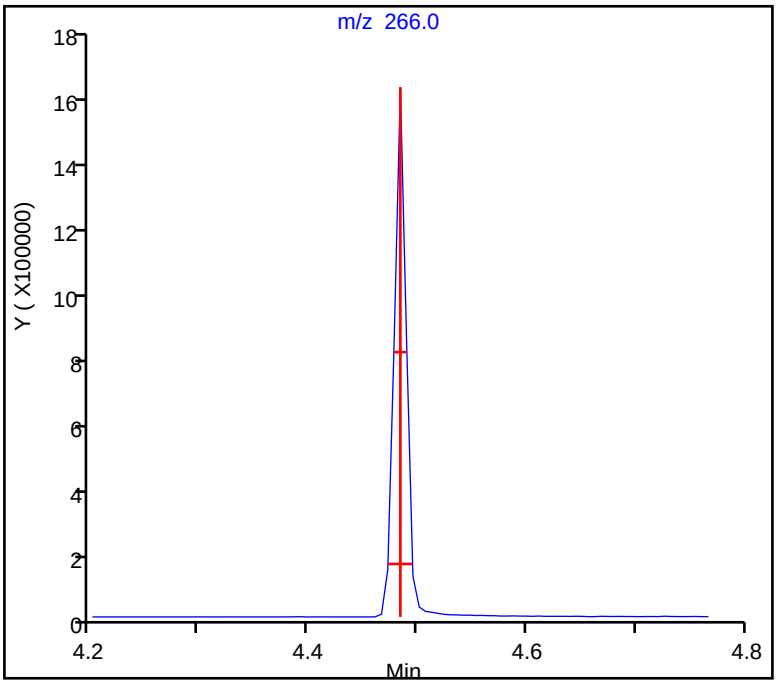

Eurofins Lancaster Laboratories Environment Testing, LLC
Target Compound Quantitation Report

Data File:	\\chromfs\Lancaster\ChromData\HP23263\20230109-74688.b\NA0150.D				
Lims ID:	DFTPP				
Client ID:					
Sample Type:	DFTPP				
Inject. Date:	09-Jan-2023 03:55:30	ALS Bottle#:	1	Worklist Smp#:	1
Injection Vol:	1.0 ul	Dil. Factor:	1.0000		
Sample Info:	DFTPP				
Misc. Info.:	410-0074688-001				
Operator ID:	jmg00346	Instrument ID:	HP23263		
Method:	\\chromfs\Lancaster\ChromData\HP23263\20230109-74688.b\8270_SIM_HP23263.m				
Limit Group:	MSSV - 8270D_E SIM				
Last Update:	09-Jan-2023 04:36:47	Calib Date:	05-Oct-2022 11:42:30		
Integrator:	Falcon	ID Type:	Deconvolution ID		
Quant Method:	Internal Standard	Quant By:	Initial Calibration		
Last ICal File:	\\chromfs\Lancaster\ChromData\HP23263\20221005-67959.b\NJ0026.D				
Column 1 :	DB-5MS 20m 0.25mm (0.25 mm)		Det: MS SCAN		
Process Host:	CTX1652				

First Level Reviewer: UJM0 Date: 09-Jan-2023 04:10:28

Compound	Sig	RT (min.)	Adj RT (min.)	Dlt RT (min.)	Q	Response	Cal Amt ug/ml	OnCol Amt ug/ml	Flags
44 Pentachlorophenol_T	266	4.484	4.484	0.000	98	1214437	NR	NR	
45 DFTPP									
46 Benzidine_T	184	5.766	5.766	0.000	99	3896162	NR	NR	
47 4,4'-DDE	246	5.916	5.916	0.000	78	7066		NR	
48 4,4'-DDD	235	6.199	6.199	0.000	92	48983		NR	
49 4,4'-DDT	235	6.453	6.453	0.000	99	2490097	NR	NR	

QC Flag Legend

Processing Flags

NR - Missing Quant Standard

Reagents:

MSS_RVDFTPP_00012 Amount Added: 1.00 Units: mL

MS Tune Report

Eurofins Lancaster Laboratories Environment Testing, LLC

Data File:	\\chromfs\Lancaster\ChromData\HP23263\20230109-74688.b\NA0150.D				
Injection Date:	09-Jan-2023 03:55:30	Instrument ID:	HP23263		
Lims ID:	DFTPP				
Client ID:					
Operator ID:	jmg00346	ALS Bottle#:	1	Worklist Smp#:	1
Injection Vol:	1.0 ul	Dil. Factor:	1.0000		
Method:	8270_SIM_HP23263	Limit Group:	MSSV - 8270D_E SIM		
Tune Method:	DFTPP Method 8270D, BP 198				

45 DFTPP

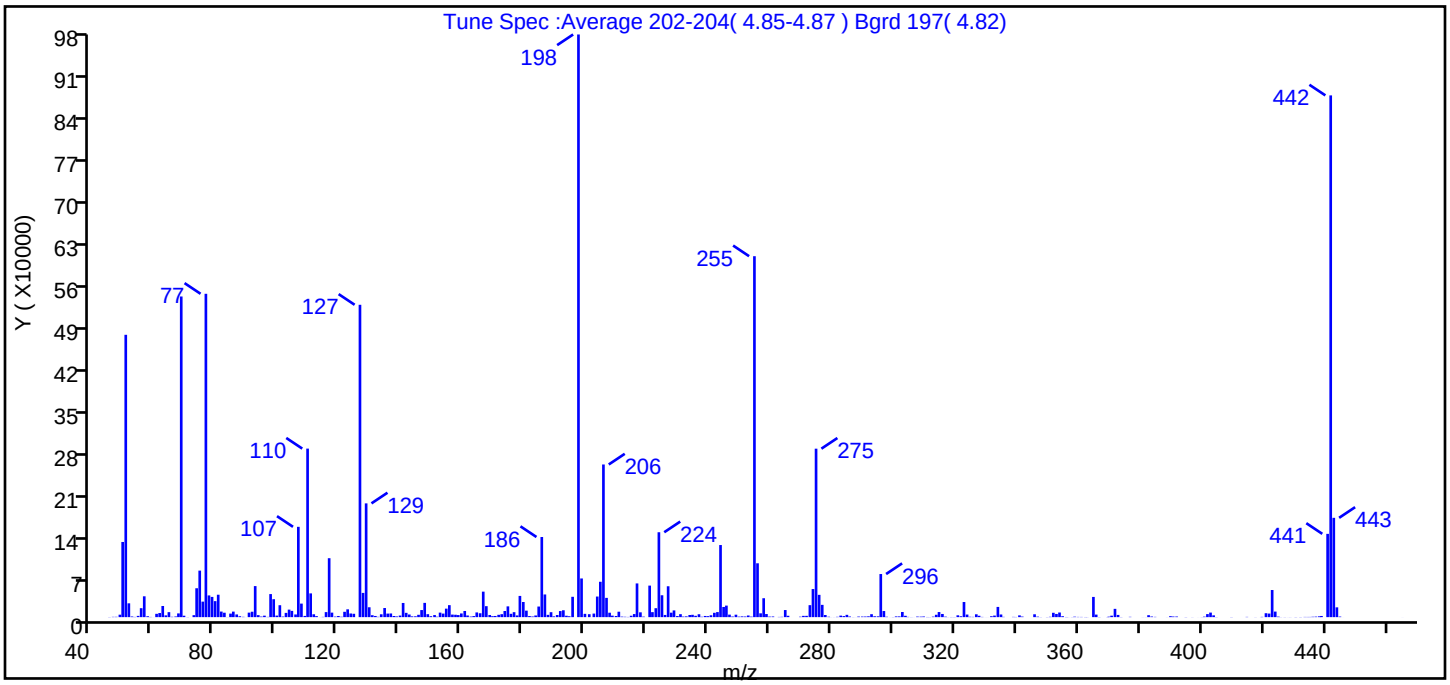

m/z	Ion Abundance Criteria	% Relative Abundance
198	base peak, or >50% of 442	100.0 (111.7)
51	10-80% of the base peak	48.5
68	<2% of mass 69	0.6 (1.2)
69	Present	55.0
70	<2% of mass 69	0.2 (0.4)
127	10-80% of the base peak	53.6
197	<2% of mass 198	0.0
199	5-9% of mass 198	6.6
275	10-60% of the base peak	28.9
365	>1% of mass 198	3.5
441	present but <24% of mass 442	14.3 (16.0)
442	base peak, or >50% of 198	89.5
443	15-24% of mass 442	17.0 (19.0)

Data File: \\chromfs\Lancaster\ChromData\HP23263\20230109-74688.b\NA0150.D\8270_SIM_HP23263.rslt\spectra
Injection Date: 09-Jan-2023 03:55:30
Spectrum: Tune Spec :Average 202-204(4.85-4.87) Bgrd 197(4.82)
Base Peak: 197.90
Minimum % Base Peak: 0
Number of Points: 362

m/z	Y	m/z	Y	m/z	Y	m/z	Y
46.00	252	139.00	1185	233.00	1273	328.00	2288
47.00	504	140.00	2623	234.00	3566	329.00	383
48.00	548	141.00	23600	235.00	3885	330.00	63
49.00	4087	142.00	7182	236.00	2263	331.00	55
50.00	125160	143.00	4379	237.00	4820	332.00	1539
51.00	470144	144.00	1301	238.00	652	333.00	2589
52.00	23008	145.00	1409	239.00	1967	334.00	17016
53.00	1082	146.00	3904	240.00	1637	335.00	4418
54.00	360	147.00	11810	241.00	3108	336.00	455
55.00	2102	148.00	23752	242.00	7232	339.00	425
56.00	14912	149.00	4935	243.00	8418	340.00	295
57.00	34704	150.00	1577	244.00	120064	341.00	2942
58.00	1519	151.00	3487	245.00	16960	342.00	958
59.00	341	152.00	749	246.00	19216	346.00	4772
60.00	75	153.00	7519	247.00	4189	347.00	864
61.00	5534	154.00	5926	248.00	1032	348.00	187
62.00	6853	155.00	14162	249.00	4092	350.00	218
63.00	18552	156.00	19960	250.00	868	351.00	573
64.00	2964	157.00	4261	251.00	1246	352.00	7274
65.00	8294	158.00	3993	252.00	1040	353.00	5306
66.00	576	159.00	3439	253.00	2741	354.00	7726
67.00	1104	160.00	6156	254.00	860	355.00	1574
68.00	6221	161.00	10269	255.00	601024	356.00	256
69.00	533952	162.00	2764	256.00	89680	357.00	118
70.00	2349	163.00	961	257.00	6377	358.00	164
71.00	201	164.00	1787	258.00	31504	359.00	757
73.00	3289	165.00	7848	259.00	5167	360.00	397
74.00	48120	166.00	6491	260.00	929	361.00	358
75.00	77464	167.00	42464	261.00	1083	362.00	257
76.00	25832	168.00	18280	263.00	363	363.00	161
77.00	538432	169.00	3602	264.00	522	365.00	33664
78.00	36176	170.00	1577	265.00	11815	366.00	4239
79.00	33696	171.00	1945	266.00	2283	367.00	240

Report Date: 09-Jan-2023 04:36:48 Chrom Revision: 2.3 20-Dec-2022 14:14:06
Data File: \\chromfs\Lancaster\ChromData\HP23263\20230109-74688.b\NA0150.D\8270_SIM_HP23263.rslt\spectra
Injection Date: 09-Jan-2023 03:55:30
Spectrum: Tune Spec :Average 202-204(4.85-4.87) Bgrd 197(4.82)
Base Peak: 197.90
Minimum % Base Peak: 0
Number of Points: 362

m/z	Y	m/z	Y	m/z	Y	m/z	Y
80.00	26648	172.00	3889	270.00	737	370.00	217
81.00	37328	173.00	4945	271.00	2147	370.00	804
82.00	9287	174.00	10208	272.00	2180	371.00	2441
83.00	7371	175.00	17952	273.00	19944	372.00	13816
84.00	146	176.00	5562	274.00	46792	373.00	3692
85.00	5878	177.00	8276	275.00	280512	374.00	252
86.00	9212	178.00	2852	276.00	37128	377.00	526
87.00	4485	179.00	35336	277.00	20456	381.00	85
88.00	1498	180.00	25224	278.00	3534	382.00	93
89.00	517	181.00	10815	279.00	720	383.00	3236
90.00	52	182.00	1841	280.00	90	384.00	1043
91.00	7503	183.00	1056	281.00	95	385.00	459
92.00	9030	184.00	2741	282.00	520	389.00	77
93.00	51712	185.00	17664	283.00	2540	390.00	1601
94.00	3345	186.00	133440	284.00	1752	391.00	1034
95.00	937	187.00	37768	285.00	3843	392.00	1036
96.00	2469	188.00	3810	286.00	1071	395.00	233
97.00	429	189.00	8243	287.00	161	397.00	124
98.00	38408	190.00	1278	288.00	59	399.00	50
99.00	29880	191.00	3512	289.00	950	400.00	151
100.00	2585	192.00	10121	290.00	971	401.00	822
101.00	19864	193.00	11451	291.00	1008	402.00	5053
102.00	955	194.00	2348	292.00	1369	403.00	7573
103.00	7088	195.00	1515	293.00	4900	404.00	2997
104.00	12526	196.00	33872	294.00	1458	405.00	205
105.00	10444	198.00	970240	295.00	1345	410.00	226
106.00	4450	199.00	64416	296.00	71784	415.00	423
107.00	150400	200.00	5492	297.00	10182	418.00	138
108.00	22552	201.00	4907	298.00	691	419.00	84
109.00	2037	203.00	5929	299.00	54	420.00	446
110.00	280640	204.00	34312	300.00	205	421.00	6537
111.00	39552	205.00	58896	301.00	1205	422.00	5956
112.00	4793	206.00	254208	302.00	1217	423.00	45168
113.00	1694	207.00	32088	303.00	8559	424.00	9254

Report Date: 09-Jan-2023 04:36:48 Chrom Revision: 2.3 20-Dec-2022 14:14:06
Data File: \\chromfs\Lancaster\ChromData\HP23263\20230109-74688.b\NA0150.D\8270_SIM_HP23263.rslt\spectra
Injection Date: 09-Jan-2023 03:55:30
Spectrum: Tune Spec :Average 202-204(4.85-4.87) Bgrd 197(4.82)
Base Peak: 197.90
Minimum % Base Peak: 0
Number of Points: 362

m/z	Y	m/z	Y	m/z	Y	m/z	Y
114.00	87	208.00	7378	304.00	2240	425.00	885
115.00	417	209.00	2491	305.00	453	426.00	143
116.00	8375	210.00	1929	306.00	159	427.00	167
117.00	98144	211.00	9061	307.00	55	428.00	66
118.00	7512	212.00	864	308.00	933	429.00	121
119.00	890	213.00	586	309.00	810	430.00	56
120.00	1920	214.00	340	310.00	1083	431.00	185
121.00	641	215.00	2336	311.00	277	432.00	244
122.00	8885	216.00	5121	312.00	194	434.00	370
123.00	13027	217.00	56144	313.00	857	434.00	347
124.00	6083	218.00	8027	314.00	3939	435.00	371
125.00	5594	219.00	846	315.00	8481	436.00	651
127.00	520128	221.00	52520	316.00	5280	437.00	886
128.00	40352	222.00	8329	317.00	833	438.00	1350
129.00	189440	223.00	14893	318.00	129	439.00	1948
130.00	16456	224.00	141376	319.00	256	441.00	138688
131.00	3189	225.00	36440	320.00	239	442.00	868800
132.00	1962	226.00	3658	321.00	3056	443.00	165376
133.00	526	227.00	51432	322.00	1434	444.00	16320
134.00	4768	228.00	7438	323.00	25184	445.00	949
135.00	15190	229.00	11196	324.00	4301	446.00	29
136.00	5912	230.00	1841	325.00	629	465.00	52
137.00	6115	231.00	4944	326.00	457		
138.00	1909	232.00	928	327.00	4743		

Report Date: 09-Jan-2023 04:36:48 Chrom Revision: 2.3 20-Dec-2022 14:14:06

Eurofins Lancaster Laboratories Environment Testing, LLC

Data File:	\\chromfs\Lancaster\ChromData\HP23263\20230109-74688.b\NA0150.D				
Injection Date:	09-Jan-2023 03:55:30	Instrument ID:	HP23263	Operator ID:	jmg00346
Lims ID:	DFTPP			Worklist Smp#:	1
Client ID:					
Injection Vol:	1.0 ul	Dil. Factor:	1.0000	ALS Bottle#:	1
Method:	8270_SIM_HP23263	Limit Group:	MSSV - 8270D_E SIM		

Column: DB-5MS 20m 0.25mm (0.25 mm)

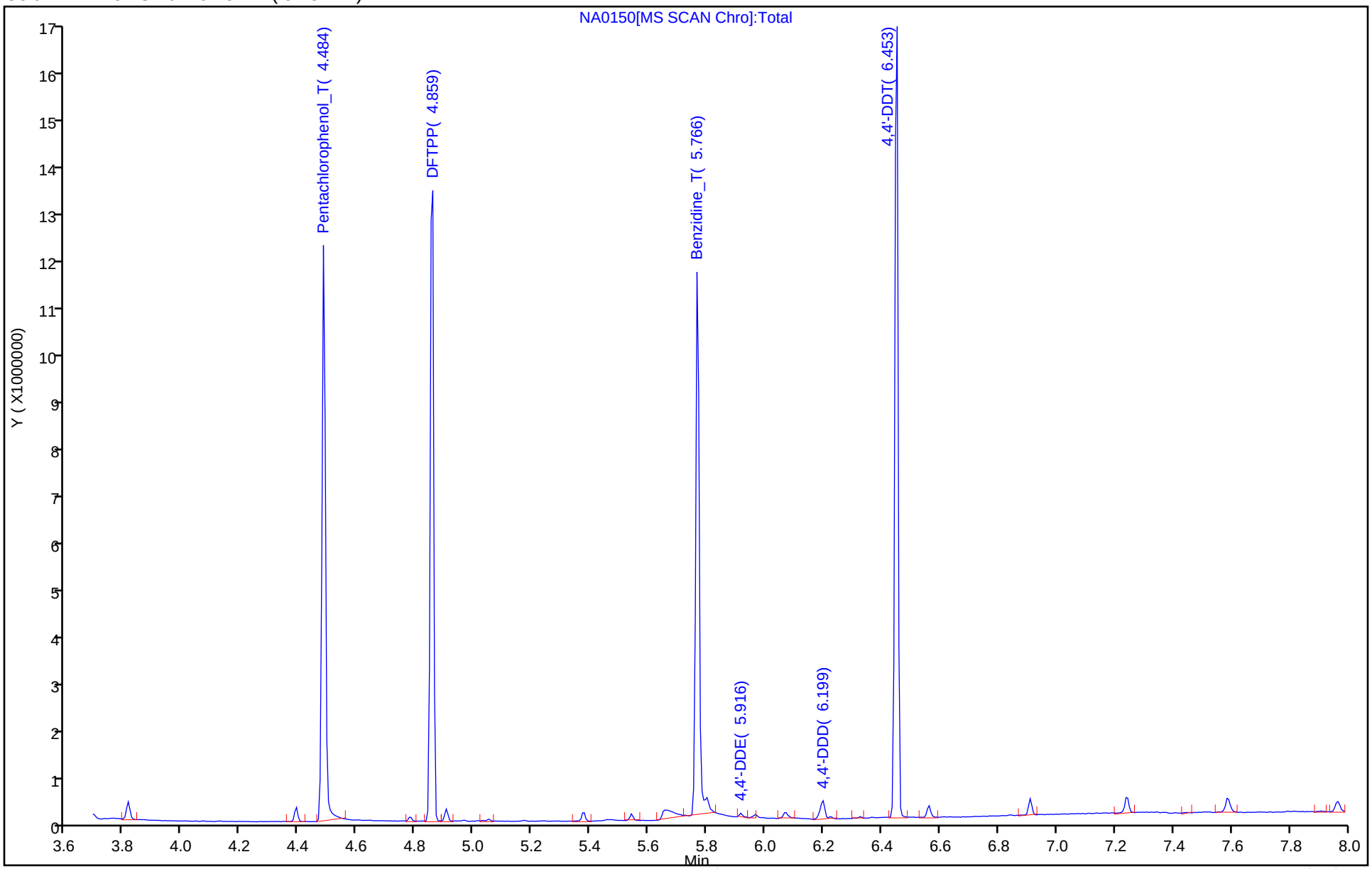

Breakdown Report

Eurofins Lancaster Laboratories Environment Testing, LLC

Data File:	\\chromfs\Lancaster\ChromData\HP23263\20230109-74688.b\NA0150.D				
Injection Date:	09-Jan-2023 03:55:30	Instrument ID:	HP23263		
Lims ID:	DFTPP				
Client ID:					
Operator ID:	jmg00346	ALS Bottle#:	1	Worklist Smp#:	1
Injection Vol:	1.0 ul	Dil. Factor:	1.0000		
Method:	8270_SIM_HP23263	Limit Group:	MSSV - 8270D_E SIM		

49 4,4'-DDT, Detector: MS SCAN

SW-846 Method

%Breakdown =
(Area Breakdown Cpnds/
Total Area Breakdown Cpnds) * 100

49 4,4'-DDT, Area = 2490097
47 4,4'-DDE, Area = 7066
48 4,4'-DDD, Area = 48983

%Breakdown: 2.20%, <= 20.00%
Passed

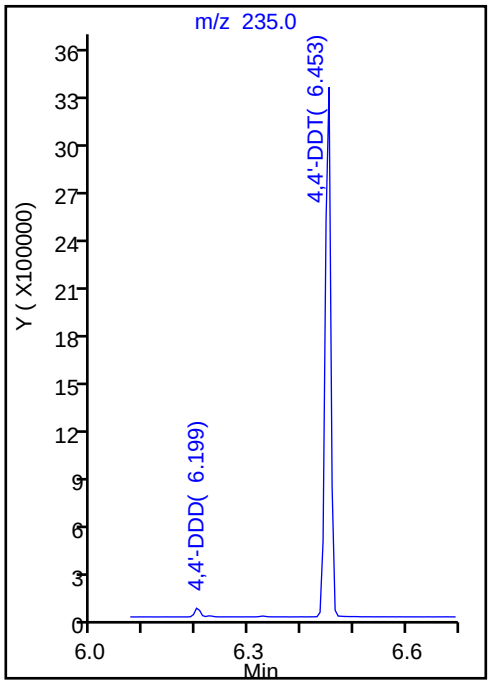

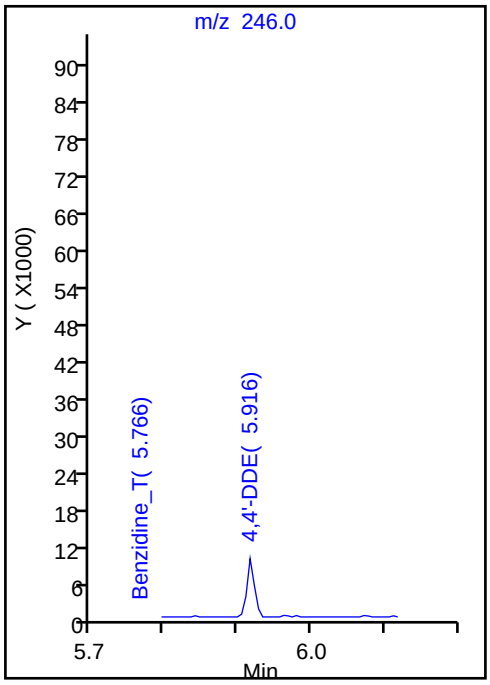

Peak Tailing Report

Eurofins Lancaster Laboratories Environment Testing, LLC

Data File:	\\chromfs\Lancaster\ChromData\HP23263\20230109-74688.b\NA0150.D				
Injection Date:	09-Jan-2023 03:55:30	Instrument ID:	HP23263		
Lims ID:	DFTPP				
Client ID:					
Operator ID:	jmg00346	ALS Bottle#:	1	Worklist Smp#:	1
Injection Vol:	1.0 ul	Dil. Factor:	1.0000		
Method:	8270_SIM_HP23263	Limit Group:	MSSV - 8270D_E SIM		

46 Benzidine_T, Detector: MS SCAN

Peak Tailing Factor =
BackWidth/FrontWidth @ 10% Peak Height

Back Width = 0.015 (min.)
Front Width = 0.010 (min.)

Tailing Factor = 1.50, Max. Tailing <= 2.00
Passed

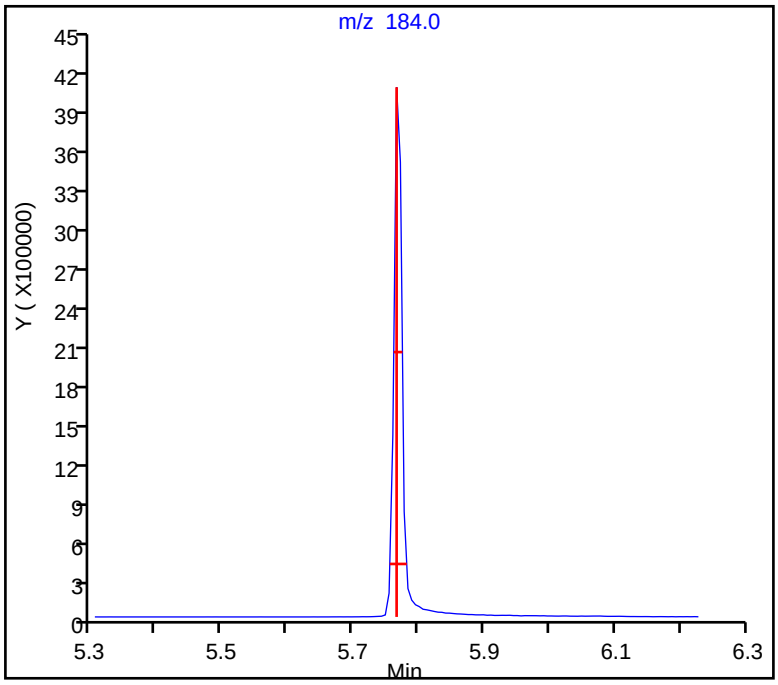

Peak Tailing Report

Eurofins Lancaster Laboratories Environment Testing, LLC

Data File:	\\chromfs\Lancaster\ChromData\HP23263\20230109-74688.b\NA0150.D				
Injection Date:	09-Jan-2023 03:55:30	Instrument ID:	HP23263		
Lims ID:	DFTPP				
Client ID:					
Operator ID:	jmg00346	ALS Bottle#:	1	Worklist Smp#:	1
Injection Vol:	1.0 ul	Dil. Factor:	1.0000		
Method:	8270_SIM_HP23263	Limit Group:	MSSV - 8270D_E SIM		

44 Pentachlorophenol_T, Detector: MS SCAN

Peak Tailing Factor =
BackWidth/FrontWidth @ 10% Peak Height

Back Width = 0.015 (min.)
Front Width = 0.011 (min.)

Tailing Factor = 1.36, Max. Tailing <= 2.00
Passed

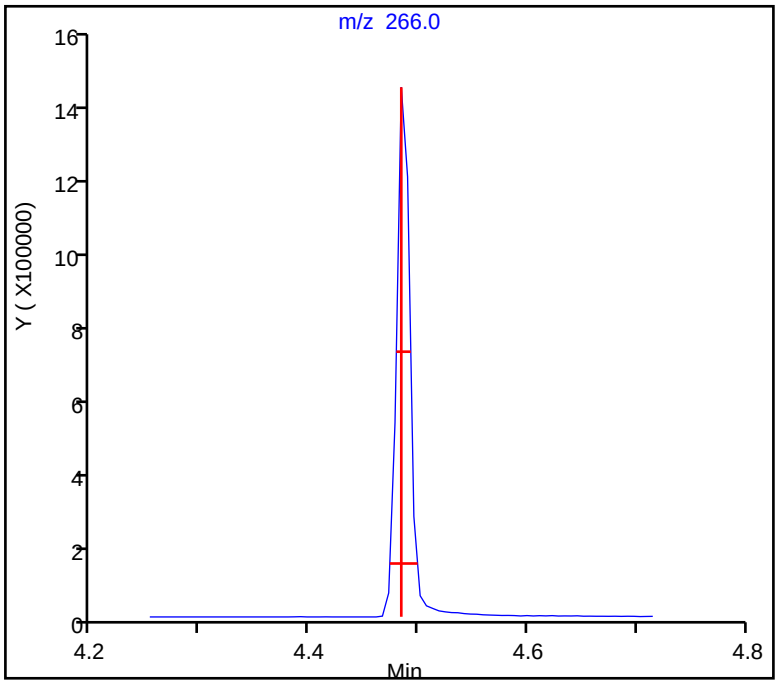

FORM I
GC/MS SEMI VOA ORGANICS ANALYSIS DATA SHEET

Lab Name: Eurofins Lancaster Laboratories Environment Testing, LLC
Job No.: 410-110319-1

SDG No.:

Client Sample ID:
Lab Sample ID: MB 410-330507/1-A

Matrix: Water
Lab File ID: ML0502.D

Analysis Method: 8270E SIM
Date Collected:

Extract. Method: 3510C
Date Extracted: 12/27/2022 16:45

Sample wt/vol: 250(mL)
Date Analyzed: 12/28/2022 05:04

Con. Extract Vol.: 1(mL)
Dilution Factor: 1

Injection Volume: 1(uL)
GC Column: DB-5MS 30m 0.25 ID: 0.25(mm)

% Moisture: % Solids:
GPC Cleanup:(Y/N) N

Cleanup Factor:
Level: (low/med) Low

Analysis Batch No.: 330631
Units: ug/L

CAS NO.	COMPOUND NAME	RESULT	Q	RL	MDL
83-32-9	Acenaphthene	ND		0.050	0.010
208-96-8	Acenaphthylene	ND		0.050	0.010
120-12-7	Anthracene	ND		0.050	0.010
56-55-3	Benzo[a]anthracene	ND		0.050	0.010
50-32-8	Benzo[a]pyrene	ND		0.050	0.010
205-99-2	Benzo[b]fluoranthene	ND		0.050	0.010
191-24-2	Benzo[g,h,i]perylene	ND		0.050	0.010
207-08-9	Benzo[k]fluoranthene	ND		0.050	0.010
218-01-9	Chrysene	ND		0.050	0.010
53-70-3	Dibenz(a,h)anthracene	ND		0.050	0.020
206-44-0	Fluoranthene	ND		0.050	0.010
86-73-7	Fluorene	ND		0.050	0.010
193-39-5	Indeno[1,2,3-cd]pyrene	ND		0.050	0.020
91-20-3	Naphthalene	ND		0.070	0.030
85-01-8	Phenanthrene	ND		0.070	0.030
129-00-0	Pyrene	ND		0.050	0.010

CAS NO.	SURROGATE	%REC	Q	LIMITS
63466-71-7	Benzo(a)pyrene-d12 (Surr)	82		10-110
38072-94-5	1-Methylnaphthalene-d10 (Surr)	80		36-111
93951-69-0	Fluoranthene-d10 (Surr)	82		47-128

Eurofins Lancaster Laboratories Environment Testing, LLC
Target Compound Quantitation Report

Data File:	\\chromfs\Lancaster\ChromData\HP21585\20221228-74077.b\ML0502.D				
Lims ID:	MB 410-330507/1-A				
Client ID:					
Sample Type:	MB				
Inject. Date:	28-Dec-2022 05:04:37	ALS Bottle#:	0	Worklist Smp#:	3
Injection Vol:	1.0 ul	Dil. Factor:	1.0000		
Sample Info:	MB 410-330507/1-A				
Misc. Info.:	410-0074077-003				
Operator ID:	jmg00346	Instrument ID:	HP21585		
Method:	\\chromfs\Lancaster\ChromData\HP21585\20221228-74077.b\8270_SIM_HP21585.m				
Limit Group:	MSSV - 8270D_E SIM				
Last Update:	28-Dec-2022 13:46:34	Calib Date:	28-Jul-2022 21:32:00		
Integrator:	Falcon	ID Type:	Deconvolution ID		
Quant Method:	Internal Standard	Quant By:	Initial Calibration		
Last ICal File:	\\chromfs\Lancaster\ChromData\HP21585\20220728-62933.b\MG1356.D				
Column 1 :	DB-5MS 20m 0.25mm (0.25 mm)		Det: MS SCAN		
Process Host:	CTX1637				

First Level Reviewer: UJM0 Date: 28-Dec-2022 06:47:07

Compound	Sig	RT (min.)	Adj RT (min.)	Dlt RT (min.)	Q	Response	Cal Amt ug/ml	OnCol Amt ug/ml	Flags
* 4 1,4-Dichlorobenzene-d4	152	4.368	4.368	0.000	99	86053	0.2500	0.2500	
* 5 Naphthalene-d8	136	5.593	5.593	0.000	91	263255	0.2500	0.2500	
$ 9 1-Methylnaphthalene-d10	152	6.322	6.323	0.000	99	120704	0.2500	0.2006	
* 13 Acenaphthene-d10	164	7.258	7.258	0.000	89	145907	0.2500	0.2500	
* 20 Phenanthrene-d10	188	8.671	8.663	0.008	94	271768	0.2500	0.2500	
$ 24 Fluoranthene-d10 (Surr)	212	9.805	9.799	0.006	100	234388	0.2500	0.2047	
* 29 Chrysene-d12	240	11.276	11.276	0.000	55	236098	0.2500	0.2500	
$ 36 Benzo(a)pyrene-d12 (Surr)	264	13.024	13.024	0.000	99	197008	0.2500	0.2049	
* 38 Perylene-d12	264	13.139	13.132	0.007	99	260109	0.2500	0.2500	

QC Flag Legend

Processing Flags

Reagents:

MSS_RVSIM_IS_00033 Amount Added: 10.00 Units: uL Run Reagent

Report Date: 28-Dec-2022 18:53:39 Chrom Revision: 2.3 20-Dec-2022 14:14:06

Eurofins Lancaster Laboratories Environment Testing, LLC

Data File:	\\chromfs\Lancaster\ChromData\HP21585\20221228-74077.b\ML0502.D				
Injection Date:	28-Dec-2022 05:04:37	Instrument ID:	HP21585	Operator ID:	jmg00346
Lims ID:	MB 410-330507/1-A			Worklist Smp#:	3
Client ID:					
Injection Vol:	1.0 ul	Dil. Factor:	1.0000	ALS Bottle#:	0
Method:	8270_SIM_HP21585	Limit Group:	MSSV - 8270D_E SIM		

Column: DB-5MS 20m 0.25mm (0.25 mm)

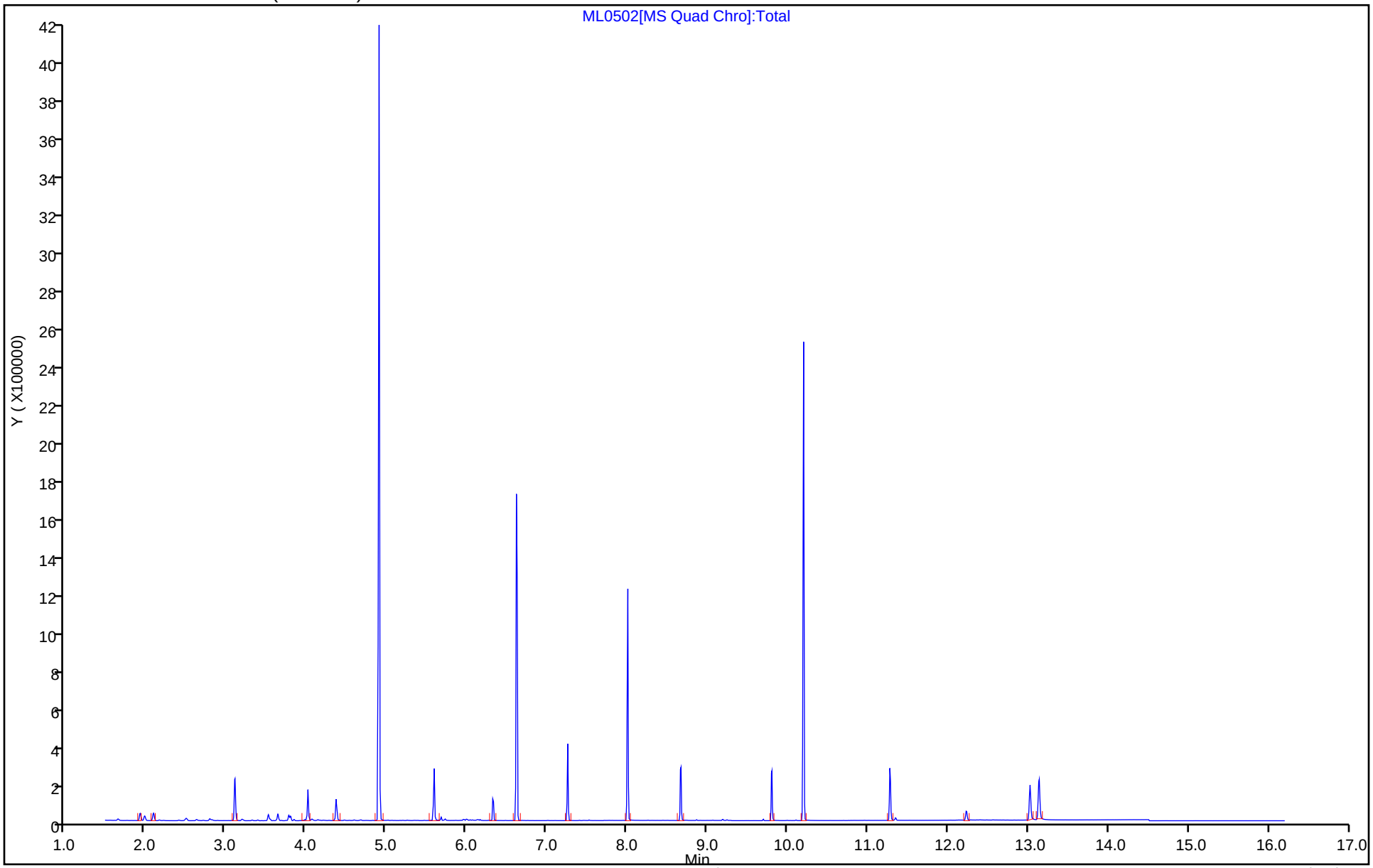

Eurofins Lancaster Laboratories Environment Testing, LLC

Recovery Report

Data File:	\\chromfs\Lancaster\ChromData\HP21585\20221228-74077.b\ML0502.D				
Lims ID:	MB 410-330507/1-A				
Client ID:					
Sample Type:	MB				
Inject. Date:	28-Dec-2022 05:04:37	ALS Bottle#:	0	Worklist Smp#:	3
Injection Vol:	1.0 ul	Dil. Factor:	1.0000		
Sample Info:	MB 410-330507/1-A				
Misc. Info.:	410-0074077-003				
Operator ID:	jmg00346	Instrument ID:	HP21585		

Method:	\\chromfs\Lancaster\ChromData\HP21585\20221228-74077.b\8270_SIM_HP21585.m		
Limit Group:	MSSV - 8270D_E SIM		
Last Update:	28-Dec-2022 13:46:34	Calib Date:	28-Jul-2022 21:32:00
Integrator:	Falcon	ID Type:	Deconvolution ID
Quant Method:	Internal Standard	Quant By:	Initial Calibration
Last ICal File:	\\chromfs\Lancaster\ChromData\HP21585\20220728-62933.b\MG1356.D		

Column 1 :	DB-5MS 20m 0.25mm (0.25 mm)	Det: MS SCAN
Process Host:	CTX1637	

First Level Reviewer: UJM0 Date: 28-Dec-2022 06:47:07

Compound	Amount Added	Amount Recovered	% Rec.
$ 9 1-Methylnaphthalene-d10	0.2500	0.2006	80.25
$ 24 Fluoranthene-d10 (Surr)	0.2500	0.2047	81.88
$ 36 Benzo(a)pyrene-d12 (Surr)	0.2500	0.2049	81.95

FORM I
GC/MS SEMI VOA ORGANICS ANALYSIS DATA SHEET

Lab Name: Eurofins Lancaster Laboratories Environment Testing, LLC
Job No.: 410-110319-1

SDG No.:

Client Sample ID:
Lab Sample ID: MB 410-331675/1-A

Matrix: Water
Lab File ID: NA0022.D

Analysis Method: 8270E SIM
Date Collected:

Extract. Method: 3510C
Date Extracted: 12/30/2022 15:45

Sample wt/vol: 250(mL)
Date Analyzed: 01/03/2023 07:47

Con. Extract Vol.: 1(mL)
Dilution Factor: 1

Injection Volume: 1(uL)
GC Column: DB-5MS 30m 0.25 ID: 0.25(mm)

% Moisture: % Solids:
GPC Cleanup:(Y/N) N

Cleanup Factor:
Level: (low/med) Low

Analysis Batch No.: 331907
Units: ug/L

CAS NO.	COMPOUND NAME	RESULT	Q	RL	MDL
83-32-9	Acenaphthene	0.0523		0.050	0.010
208-96-8	Acenaphthylene	0.0430	J	0.050	0.010
120-12-7	Anthracene	0.0692		0.050	0.010
56-55-3	Benzo[a]anthracene	0.0209	J	0.050	0.010
50-32-8	Benzo[a]pyrene	ND		0.050	0.010
205-99-2	Benzo[b]fluoranthene	ND		0.050	0.010
191-24-2	Benzo[g,h,i]perylene	ND		0.050	0.010
207-08-9	Benzo[k]fluoranthene	ND		0.050	0.010
218-01-9	Chrysene	0.0174	J	0.050	0.010
53-70-3	Dibenz(a,h)anthracene	ND		0.050	0.020
206-44-0	Fluoranthene	0.112		0.050	0.010
86-73-7	Fluorene	0.0817		0.050	0.010
193-39-5	Indeno[1,2,3-cd]pyrene	ND		0.050	0.020
91-20-3	Naphthalene	ND		0.070	0.030
85-01-8	Phenanthrene	0.0718		0.070	0.030
129-00-0	Pyrene	0.0823		0.050	0.010

CAS NO.	SURROGATE	%REC	Q	LIMITS
63466-71-7	Benzo(a)pyrene-d12 (Surr)	89		10-110
38072-94-5	1-Methylnaphthalene-d10 (Surr)	83		36-111
93951-69-0	Fluoranthene-d10 (Surr)	92		47-128

Eurofins Lancaster Laboratories Environment Testing, LLC
Target Compound Quantitation Report

Data File: \\chromfs\Lancaster\ChromData\HP23263\20230103-74364.b\NA0022.D
Lims ID: MB 410-331675/1-A
Client ID:
Sample Type: MB
Inject. Date: 03-Jan-2023 07:47:30 ALS Bottle#: 3 Worklist Smp#: 3
Injection Vol: 1.0 ul Dil. Factor: 1.0000
Sample Info: MB 410-331675/1-A
Misc. Info.: 410-0074364-003
Operator ID: jmg00346 Instrument ID: HP23263

Method: \\chromfs\Lancaster\ChromData\HP23263\20230103-74364.b\8270_SIM_HP23263.m
Limit Group: MSSV - 8270D_E SIM
Last Update: 03-Jan-2023 11:08:42 Calib Date: 05-Oct-2022 11:42:30
Integrator: Falcon ID Type: RT Order ID
Quant Method: Internal Standard Quant By: Initial Calibration
Last ICal File: \\chromfs\Lancaster\ChromData\HP23263\20221005-67959.b\NJ0026.D

Column 1 : DB-5MS 20m 0.25mm (0.25 mm) Det: MS SCAN
Process Host: CTX1644

First Level Reviewer: UJM0 Date: 03-Jan-2023 09:35:46

Compound	Sig	RT (min.)	Adj RT (min.)	Dlt RT (min.)	Q	Response	Cal Amt ug/ml	OnCol Amt ug/ml	Flags
* 4 1,4-Dichlorobenzene-d4	152	4.531	4.531	0.000	82	33328	0.2500	0.2500	
* 5 Naphthalene-d8	136	5.744	5.744	0.000	100	108039	0.2500	0.2500	
$ 9 1-Methylnaphthalene-d10	152	6.479	6.486	-0.007	100	41444	0.2500	0.2085	
12 Acenaphthylene	152	7.280	7.277	0.003	98	4301		0.0108	
* 13 Acenaphthene-d10	164	7.420	7.418	0.002	90	47846	0.2500	0.2500	
14 Acenaphthene	154	7.440	7.448	-0.008	66	3143		0.0131	
17 Fluorene	166	7.931	7.936	-0.005	96	5416		0.0204	
* 20 Phenanthrene-d10	188	8.826	8.824	0.002	100	69237	0.2500	0.2500	
21 Phenanthrene	178	8.850	8.855	0.003	100	5892		0.0180	
22 Anthracene	178	8.896	8.909	-0.005	100	5259		0.0173	
$ 24 Fluoranthene-d10 (Surr)	212	9.965	9.970	0.004	96	57888	0.2500	0.2293	
25 Fluoranthene	202	9.977	9.989	-0.003	98	8503		0.0280	
26 Pyrene	202	10.197	10.193	0.004	96	7160		0.0206	
28 Benzo[a]anthracene	228	11.472	11.466	0.006	22	1326		0.005226	
* 29 Chrysene-d12	240	11.487	11.482	0.005	82	46598	0.2500	0.2500	
30 Chrysene	228	11.518	11.512	0.006	99	1147		0.004345	
33 Benzo[b]fluoranthene	252	12.890	12.893	0.005	99	249		0.001051	7M
34 Benzo[k]fluoranthene	252	12.929	12.931	0.006	88	270		0.001037	7M
$ 36 Benzo(a)pyrene-d12 (Surr)	264	13.320	13.322	0.005	97	35203	0.2500	0.2233	
* 38 Perylene-d12	264	13.435	13.430	0.005	96	41055	0.2500	0.2500	

QC Flag Legend

Processing Flags
7 - Failed Limit of Detection
Review Flags
M - Manually Integrated

Reagents:

MSS_RVSIM_IS_00032 Amount Added: 10.00 Units: uL Run Reagent

Report Date: 03-Jan-2023 15:39:07 Chrom Revision: 2.3 20-Dec-2022 14:14:06

Eurofins Lancaster Laboratories Environment Testing, LLC

Data File:	\\chromfs\Lancaster\ChromData\HP23263\20230103-74364.b\NA0022.D				
Injection Date:	03-Jan-2023 07:47:30	Instrument ID:	HP23263	Operator ID:	jmg00346
Lims ID:	MB 410-331675/1-A			Worklist Smp#:	3
Client ID:					
Injection Vol:	1.0 ul	Dil. Factor:	1.0000	ALS Bottle#:	3
Method:	8270_SIM_HP23263	Limit Group:	MSSV - 8270D_E SIM		

Column: DB-5MS 20m 0.25mm (0.25 mm)

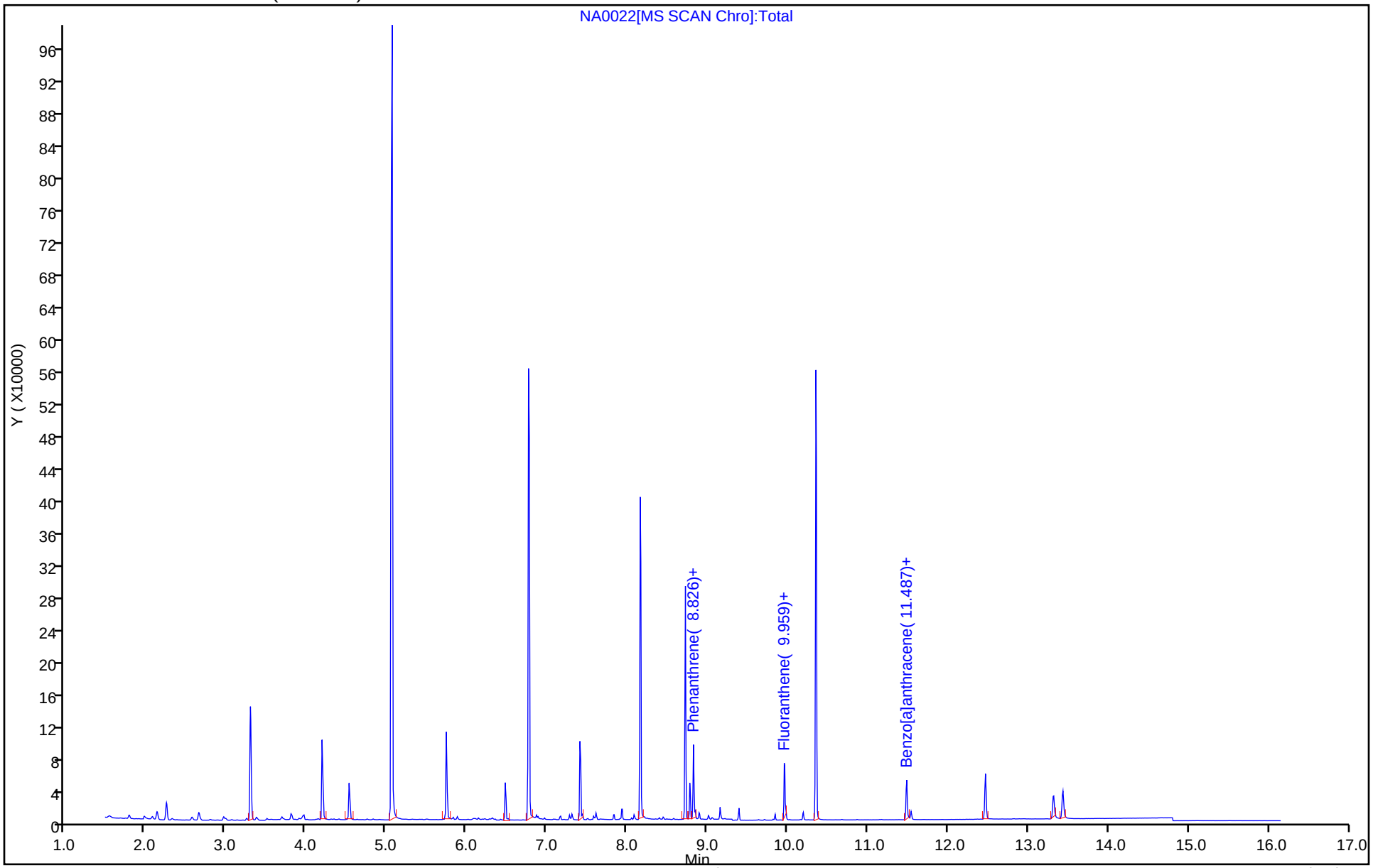

Eurofins Lancaster Laboratories Environment Testing, LLC

Recovery Report

Data File:	\\chromfs\Lancaster\ChromData\HP23263\20230103-74364.b\NA0022.D				
Lims ID:	MB 410-331675/1-A				
Client ID:					
Sample Type:	MB				
Inject. Date:	03-Jan-2023 07:47:30	ALS Bottle#:	3	Worklist Smp#:	3
Injection Vol:	1.0 ul	Dil. Factor:	1.0000		
Sample Info:	MB 410-331675/1-A				
Misc. Info.:	410-0074364-003				
Operator ID:	jmg00346	Instrument ID:	HP23263		
Method:	\\chromfs\Lancaster\ChromData\HP23263\20230103-74364.b\8270_SIM_HP23263.m				
Limit Group:	MSSV - 8270D_E SIM				
Last Update:	03-Jan-2023 11:08:42	Calib Date:	05-Oct-2022 11:42:30		
Integrator:	Falcon	ID Type:	RT Order ID		
Quant Method:	Internal Standard	Quant By:	Initial Calibration		
Last ICal File:	\\chromfs\Lancaster\ChromData\HP23263\20221005-67959.b\NJ0026.D				
Column 1 :	DB-5MS 20m 0.25mm (0.25 mm)		Det: MS SCAN		
Process Host:	CTX1644				

First Level Reviewer: UJM0 Date: 03-Jan-2023 09:35:46

Compound	Amount Added	Amount Recovered	% Rec.
$ 9 1-Methylnaphthalene-d10	0.2500	0.2085	83.42
$ 24 Fluoranthene-d10 (Surr)	0.2500	0.2293	91.74
$ 36 Benzo(a)pyrene-d12 (Surr)	0.2500	0.2233	89.34

Report Date: 03-Jan-2023 15:39:07 Chrom Revision: 2.3 20-Dec-2022 14:14:06

Eurofins Lancaster Laboratories Environment Testing, LLC

Data File:	\\chromfs\Lancaster\ChromData\HP23263\20230103-74364.b\NA0022.D				
Injection Date:	03-Jan-2023 07:47:30	Instrument ID:	HP23263		
Lims ID:	MB 410-331675/1-A				
Client ID:					
Operator ID:	jmg00346	ALS Bottle#:	3	Worklist Smp#:	3
Injection Vol:	1.0 ul	Dil. Factor:	1.0000		
Method:	8270_SIM_HP23263	Limit Group:	MSSV - 8270D_E SIM		
Column:	DB-5MS 20m 0.25mm (0.25 mm)	Detector	MS SCAN		

14 Acenaphthene, CAS: 83-32-9

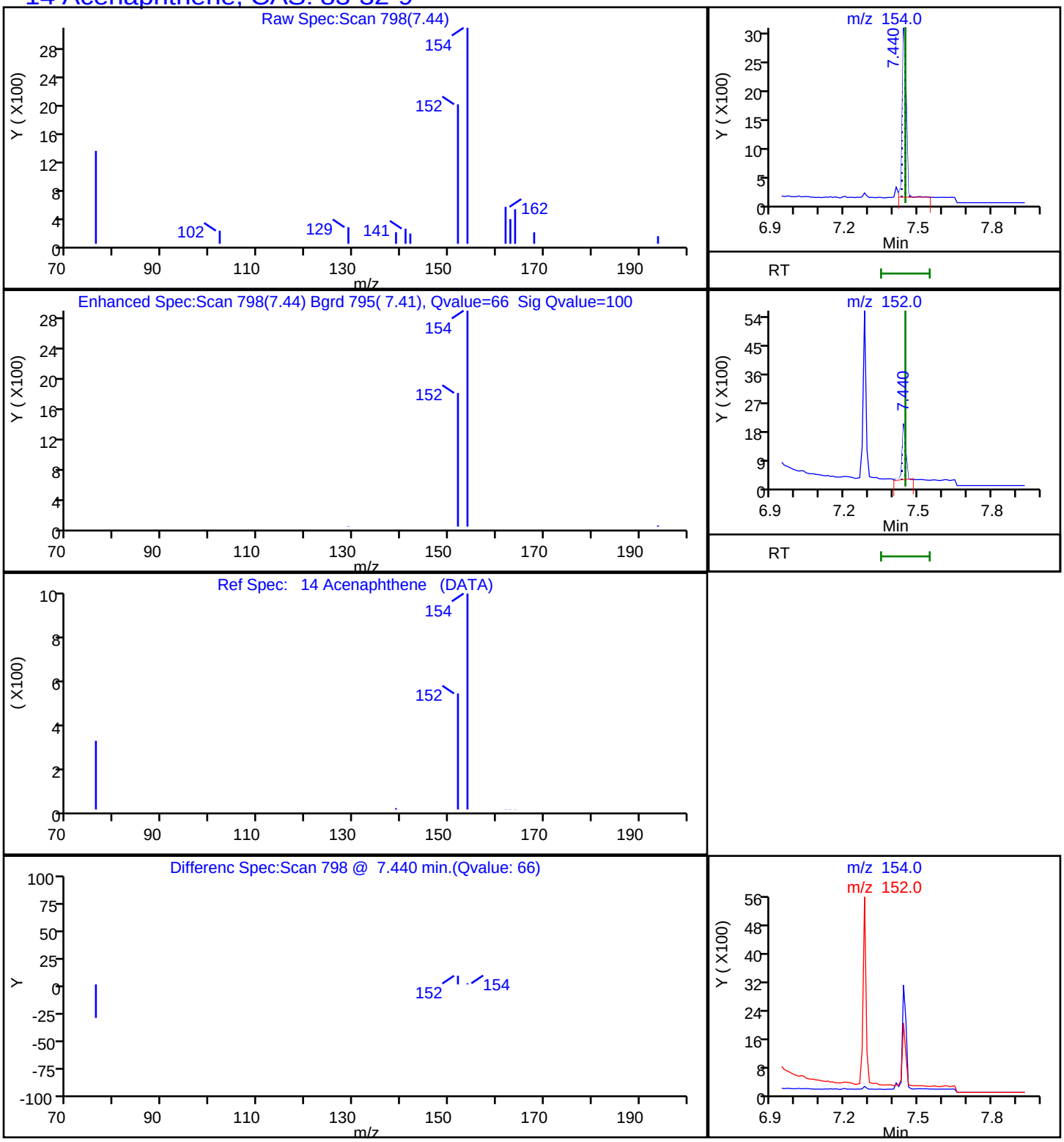

Report Date: 03-Jan-2023 15:39:07 Chrom Revision: 2.3 20-Dec-2022 14:14:06

Eurofins Lancaster Laboratories Environment Testing, LLC

Data File:	\\chromfs\Lancaster\ChromData\HP23263\20230103-74364.b\NA0022.D				
Injection Date:	03-Jan-2023 07:47:30	Instrument ID:	HP23263		
Lims ID:	MB 410-331675/1-A				
Client ID:					
Operator ID:	jmg00346	ALS Bottle#:	3	Worklist Smp#:	3
Injection Vol:	1.0 ul	Dil. Factor:	1.0000		
Method:	8270_SIM_HP23263	Limit Group:	MSSV - 8270D_E SIM		
Column:	DB-5MS 20m 0.25mm (0.25 mm)	Detector	MS SCAN		

12 Acenaphthylene, CAS: 208-96-8

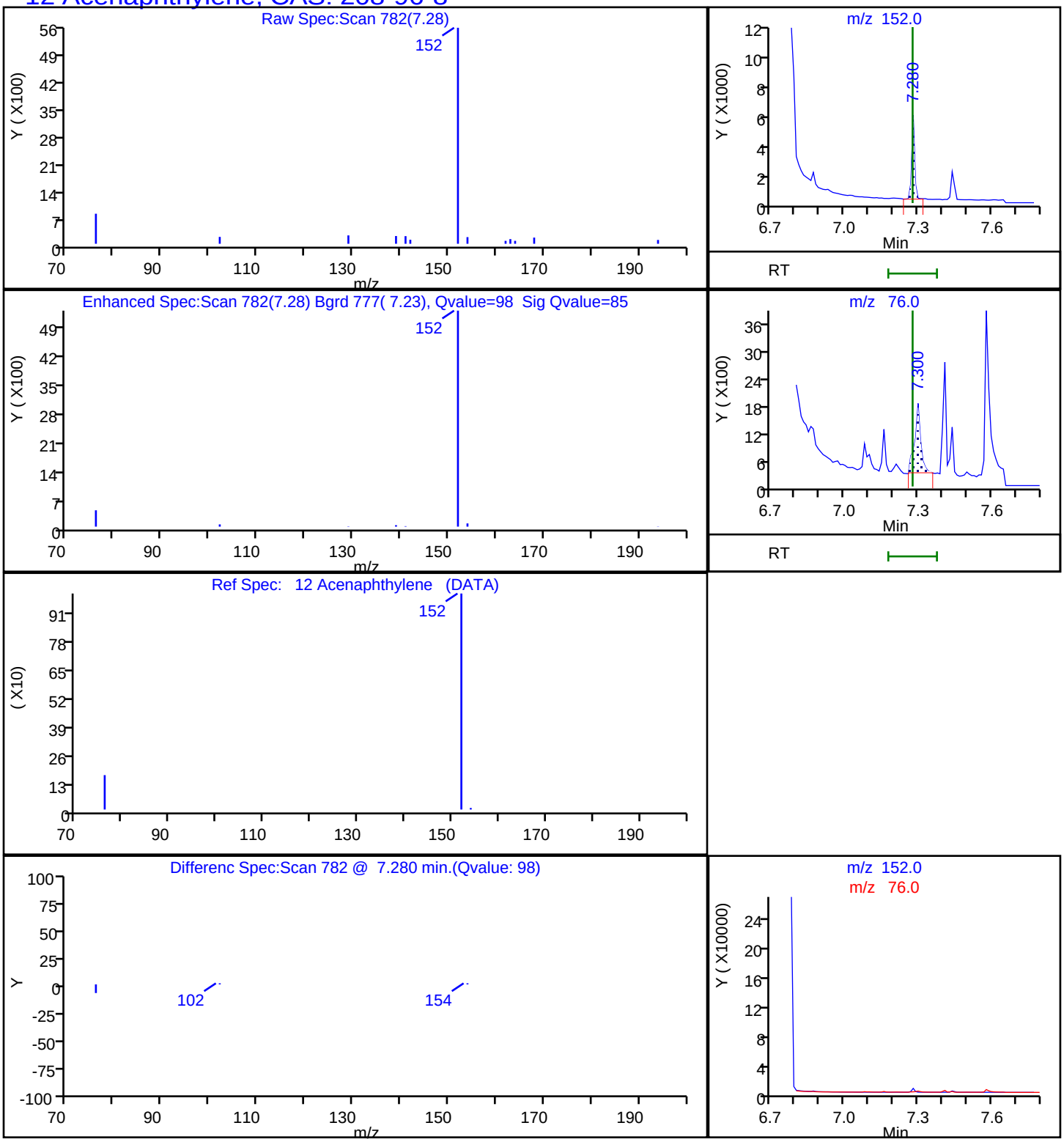

Report Date: 03-Jan-2023 15:39:08 Chrom Revision: 2.3 20-Dec-2022 14:14:06

Eurofins Lancaster Laboratories Environment Testing, LLC

Data File:	\\chromfs\Lancaster\ChromData\HP23263\20230103-74364.b\NA0022.D				
Injection Date:	03-Jan-2023 07:47:30	Instrument ID:	HP23263		
Lims ID:	MB 410-331675/1-A				
Client ID:					
Operator ID:	jmg00346	ALS Bottle#:	3	Worklist Smp#:	3
Injection Vol:	1.0 ul	Dil. Factor:	1.0000		
Method:	8270_SIM_HP23263	Limit Group:	MSSV - 8270D_E SIM		
Column:	DB-5MS 20m 0.25mm (0.25 mm)	Detector	MS SCAN		

22 Anthracene, CAS: 120-12-7

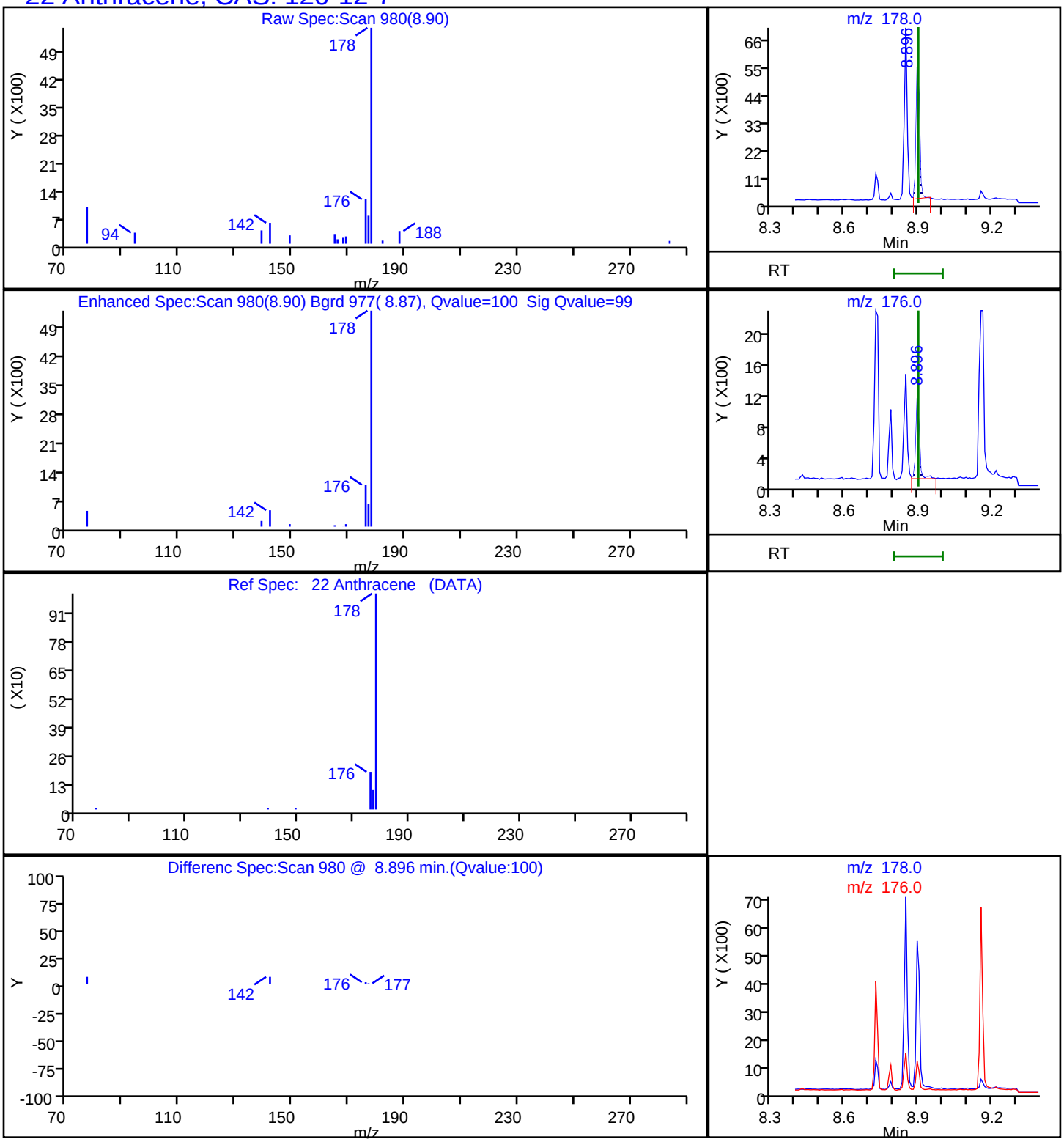

Report Date: 03-Jan-2023 15:39:08 Chrom Revision: 2.3 20-Dec-2022 14:14:06

Eurofins Lancaster Laboratories Environment Testing, LLC

Data File:	\\chromfs\Lancaster\ChromData\HP23263\20230103-74364.b\NA0022.D				
Injection Date:	03-Jan-2023 07:47:30	Instrument ID:	HP23263		
Lims ID:	MB 410-331675/1-A				
Client ID:					
Operator ID:	jmg00346	ALS Bottle#:	3	Worklist Smp#:	3
Injection Vol:	1.0 ul	Dil. Factor:	1.0000		
Method:	8270_SIM_HP23263	Limit Group:	MSSV - 8270D_E SIM		
Column:	DB-5MS 20m 0.25mm (0.25 mm)	Detector	MS SCAN		

28 Benzo[a]anthracene, CAS: 56-55-3

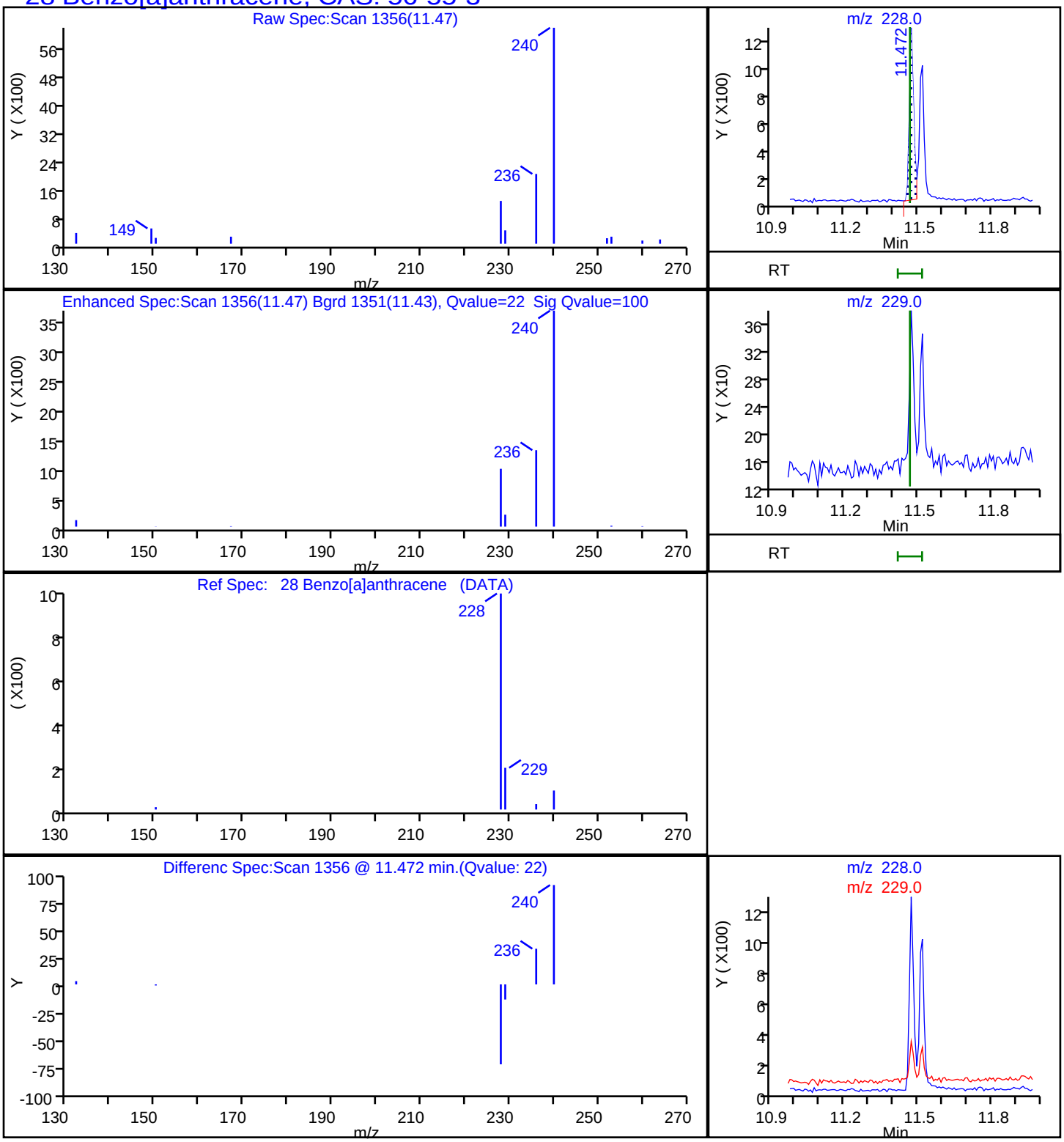

Report Date: 03-Jan-2023 15:39:08 Chrom Revision: 2.3 20-Dec-2022 14:14:06

Eurofins Lancaster Laboratories Environment Testing, LLC

Data File:	\\chromfs\Lancaster\ChromData\HP23263\20230103-74364.b\NA0022.D				
Injection Date:	03-Jan-2023 07:47:30	Instrument ID:	HP23263		
Lims ID:	MB 410-331675/1-A				
Client ID:					
Operator ID:	jmg00346	ALS Bottle#:	3	Worklist Smp#:	3
Injection Vol:	1.0 ul	Dil. Factor:	1.0000		
Method:	8270_SIM_HP23263	Limit Group:	MSSV - 8270D_E SIM		
Column:	DB-5MS 20m 0.25mm (0.25 mm)	Detector	MS SCAN		

30 Chrysene, CAS: 218-01-9

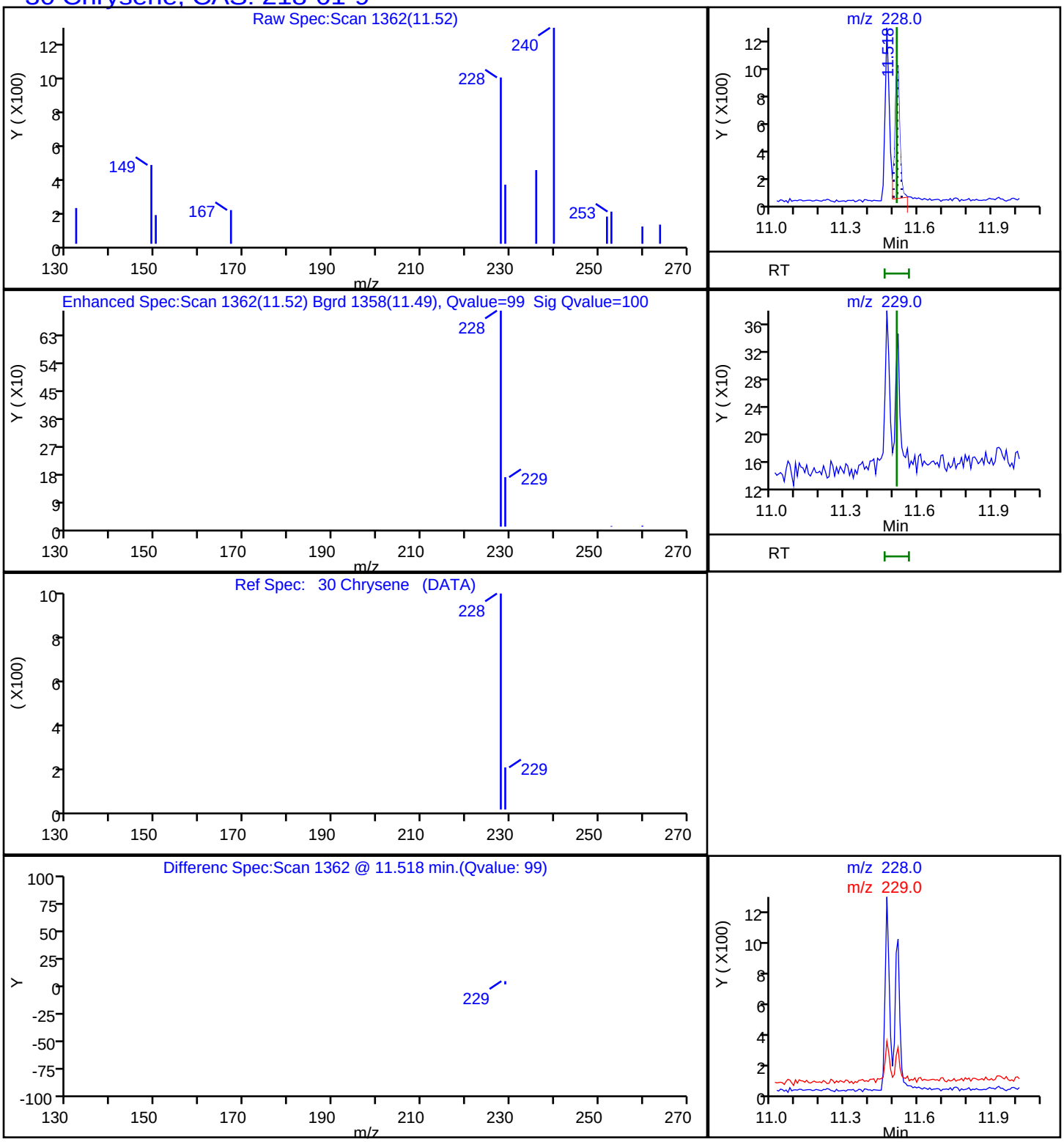

Report Date: 03-Jan-2023 15:39:08 Chrom Revision: 2.3 20-Dec-2022 14:14:06

Eurofins Lancaster Laboratories Environment Testing, LLC

Data File:	\\chromfs\Lancaster\ChromData\HP23263\20230103-74364.b\NA0022.D				
Injection Date:	03-Jan-2023 07:47:30	Instrument ID:	HP23263		
Lims ID:	MB 410-331675/1-A				
Client ID:					
Operator ID:	jmg00346	ALS Bottle#:	3	Worklist Smp#:	3
Injection Vol:	1.0 ul	Dil. Factor:	1.0000		
Method:	8270_SIM_HP23263	Limit Group:	MSSV - 8270D_E SIM		
Column:	DB-5MS 20m 0.25mm (0.25 mm)	Detector	MS SCAN		

25 Fluoranthene, CAS: 206-44-0

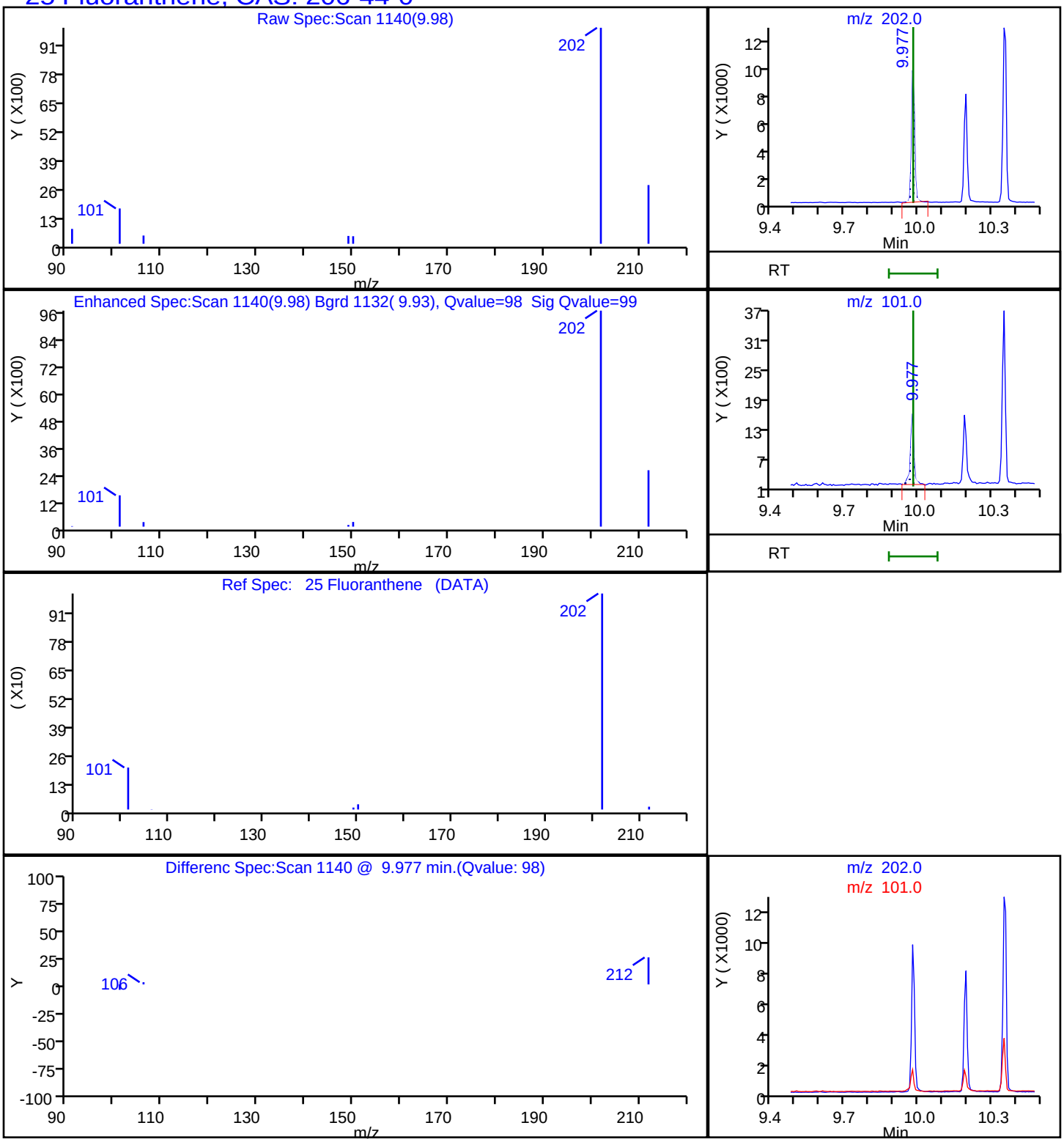

Report Date: 03-Jan-2023 15:39:07 Chrom Revision: 2.3 20-Dec-2022 14:14:06

Eurofins Lancaster Laboratories Environment Testing, LLC

Data File:	\\chromfs\Lancaster\ChromData\HP23263\20230103-74364.b\NA0022.D				
Injection Date:	03-Jan-2023 07:47:30	Instrument ID:	HP23263		
Lims ID:	MB 410-331675/1-A				
Client ID:					
Operator ID:	jmg00346	ALS Bottle#:	3	Worklist Smp#:	3
Injection Vol:	1.0 ul	Dil. Factor:	1.0000		
Method:	8270_SIM_HP23263	Limit Group:	MSSV - 8270D_E SIM		
Column:	DB-5MS 20m 0.25mm (0.25 mm)	Detector	MS SCAN		

17 Fluorene, CAS: 86-73-7

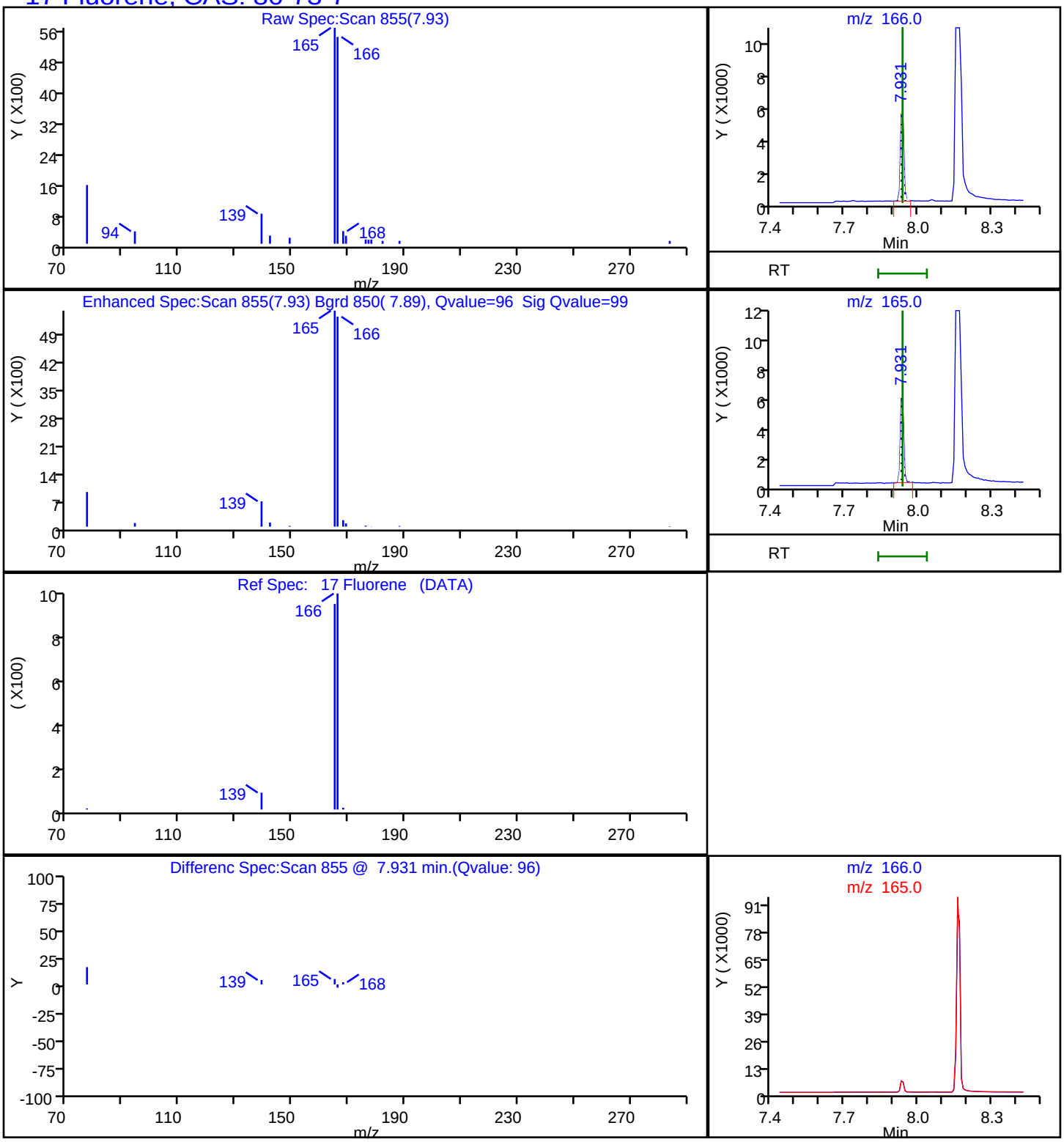

Report Date: 03-Jan-2023 15:39:07 Chrom Revision: 2.3 20-Dec-2022 14:14:06

Eurofins Lancaster Laboratories Environment Testing, LLC

Data File:	\\chromfs\Lancaster\ChromData\HP23263\20230103-74364.b\NA0022.D				
Injection Date:	03-Jan-2023 07:47:30	Instrument ID:	HP23263		
Lims ID:	MB 410-331675/1-A				
Client ID:					
Operator ID:	jmg00346	ALS Bottle#:	3	Worklist Smp#:	3
Injection Vol:	1.0 ul	Dil. Factor:	1.0000		
Method:	8270_SIM_HP23263	Limit Group:	MSSV - 8270D_E SIM		
Column:	DB-5MS 20m 0.25mm (0.25 mm)	Detector	MS SCAN		

21 Phenanthrene, CAS: 85-01-8

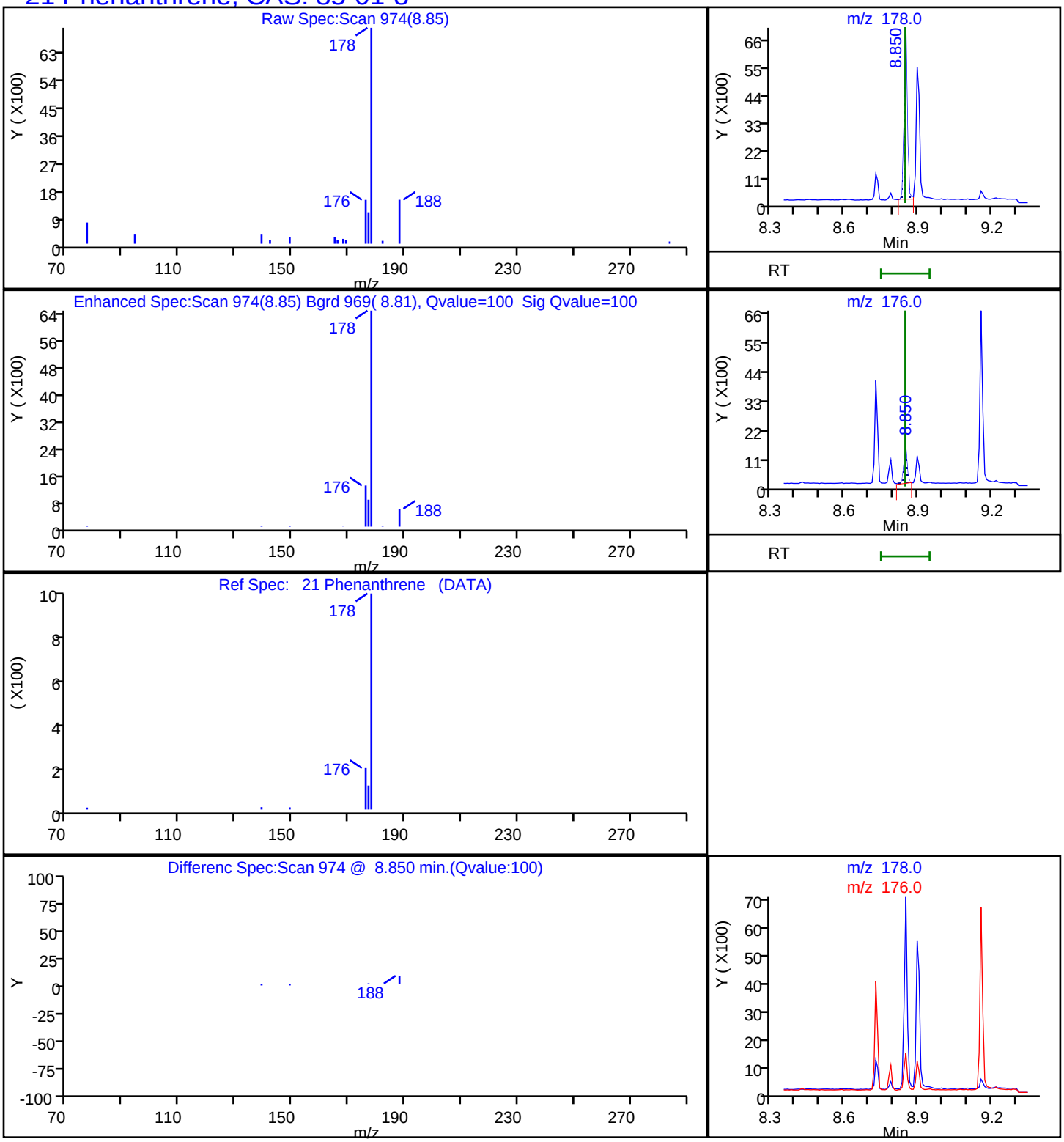

Report Date: 03-Jan-2023 15:39:08 Chrom Revision: 2.3 20-Dec-2022 14:14:06

Eurofins Lancaster Laboratories Environment Testing, LLC

Data File:	\\chromfs\Lancaster\ChromData\HP23263\20230103-74364.b\NA0022.D				
Injection Date:	03-Jan-2023 07:47:30	Instrument ID:	HP23263		
Lims ID:	MB 410-331675/1-A				
Client ID:					
Operator ID:	jmg00346	ALS Bottle#:	3	Worklist Smp#:	3
Injection Vol:	1.0 ul	Dil. Factor:	1.0000		
Method:	8270_SIM_HP23263	Limit Group:	MSSV - 8270D_E SIM		
Column:	DB-5MS 20m 0.25mm (0.25 mm)	Detector	MS SCAN		

26 Pyrene, CAS: 129-00-0

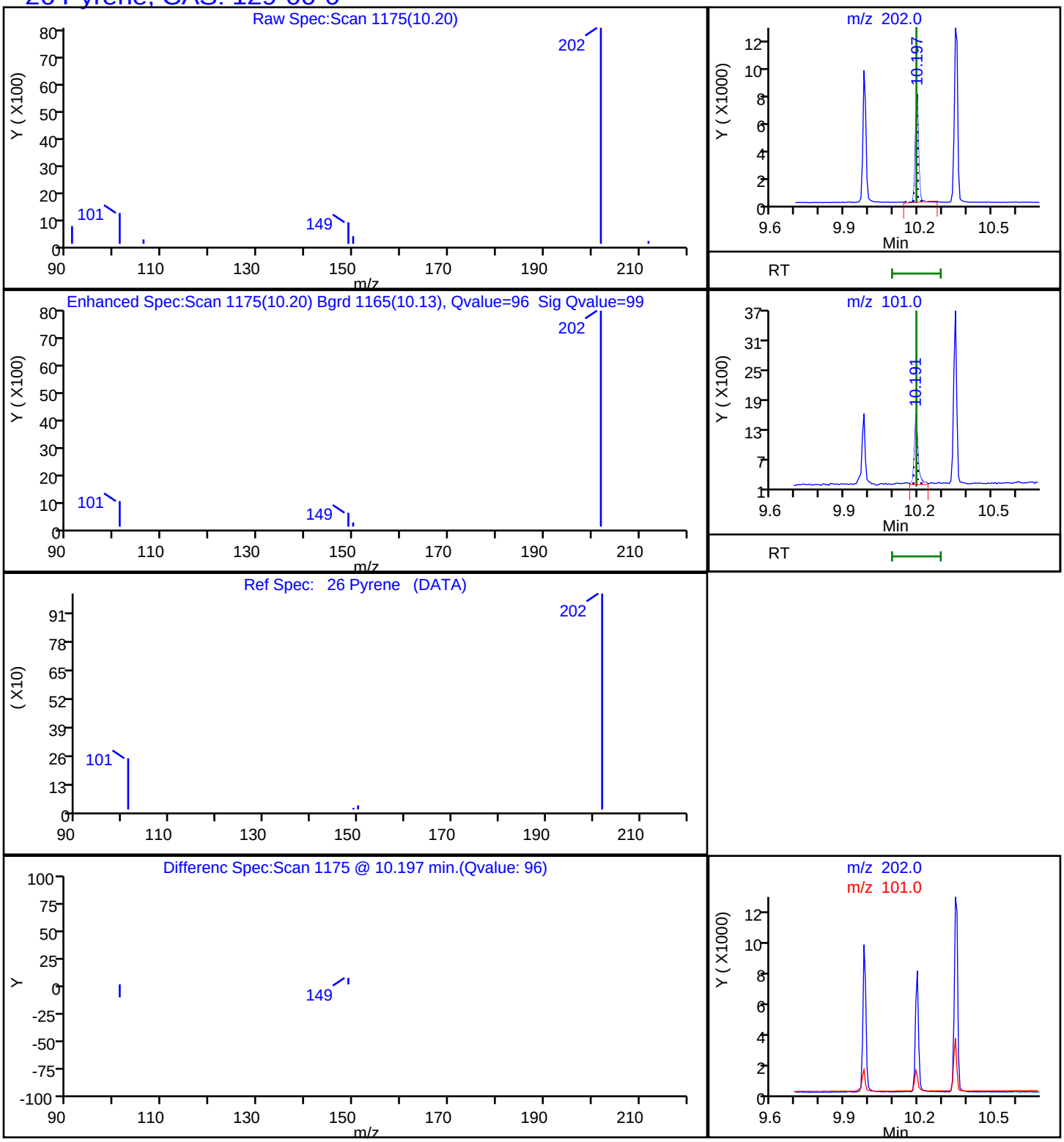

Manual Integration/User Assign Peak Report

Eurofins Lancaster Laboratories Environment Testing, LLC

Data File:	\\chromfs\Lancaster\ChromData\HP23263\20230103-74364.b\NA0022.D				
Injection Date:	03-Jan-2023 07:47:30	Instrument ID:	HP23263		
Lims ID:	MB 410-331675/1-A				
Client ID:					
Operator ID:	jmg00346	ALS Bottle#:	3	Worklist Smp#:	3
Injection Vol:	1.0 ul	Dil. Factor:	1.0000		
Method:	8270_SIM_HP23263	Limit Group:	MSSV - 8270D_E SIM		
Column:	DB-5MS 20m 0.25mm (0.25 mm)	Detector	MS SCAN		

33 Benzo[b]fluoranthene, CAS: 205-99-2

Signal: 1

Processing Integration Results

RT: 12.89
Area: 567
Amount: 0.002393
Amount Units: ug/ml

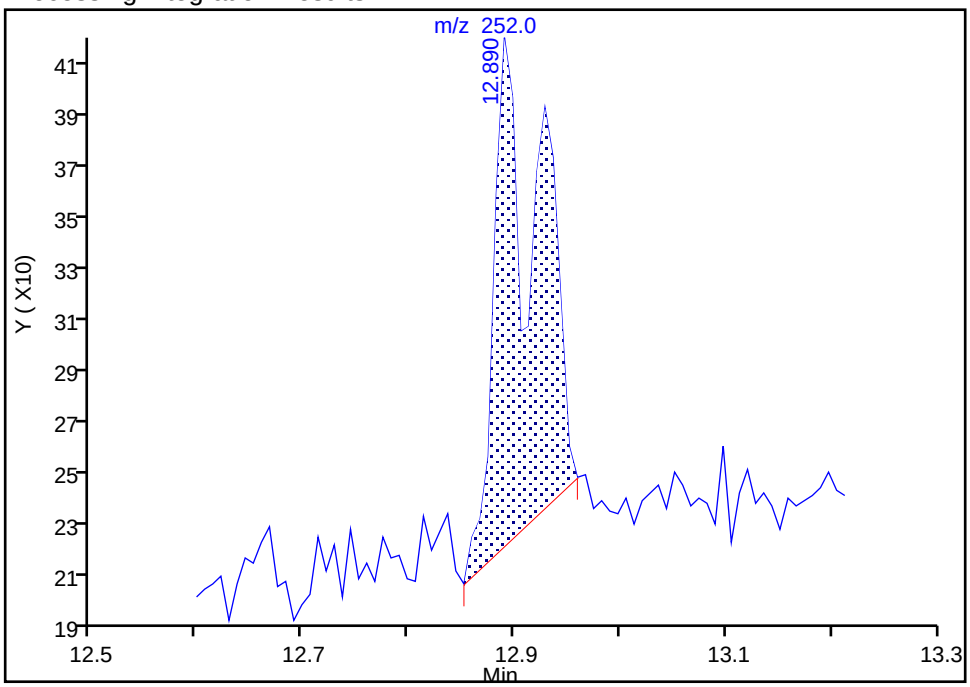

Manual Integration Results

RT: 12.89
Area: 249
Amount: 0.001051
Amount Units: ug/ml

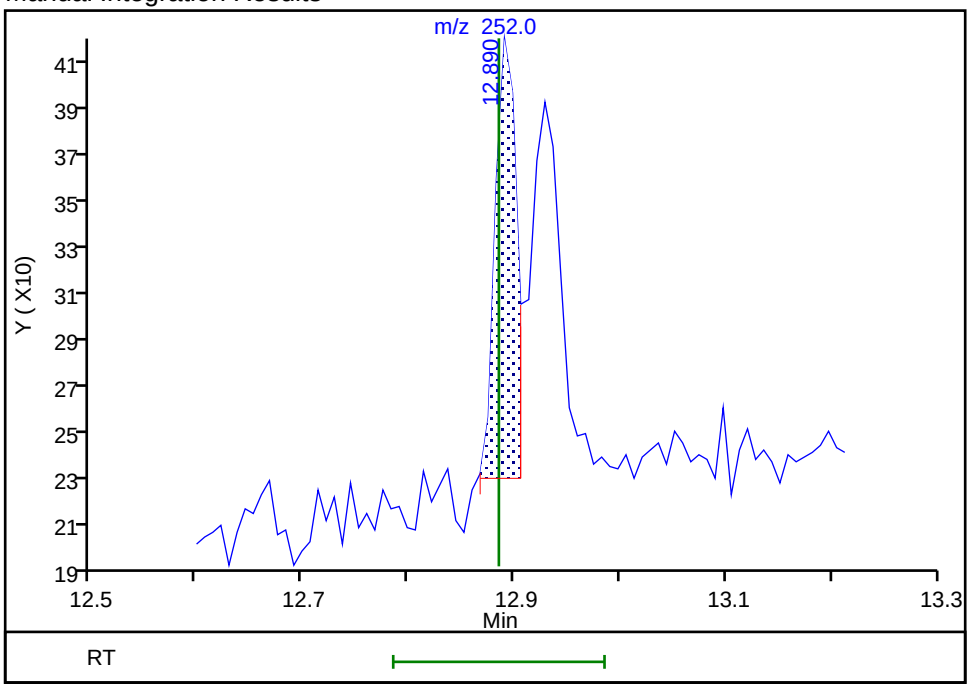

Reviewer: UJM0, 03-Jan-2023 09:35:28
Audit Action: Manually Integrated Audit Reason: Baseline

Manual Integration/User Assign Peak Report

Eurofins Lancaster Laboratories Environment Testing, LLC

Data File:	\\chromfs\Lancaster\ChromData\HP23263\20230103-74364.b\NA0022.D				
Injection Date:	03-Jan-2023 07:47:30	Instrument ID:	HP23263		
Lims ID:	MB 410-331675/1-A				
Client ID:					
Operator ID:	jmg00346	ALS Bottle#:	3	Worklist Smp#:	3
Injection Vol:	1.0 ul	Dil. Factor:	1.0000		
Method:	8270_SIM_HP23263	Limit Group:	MSSV - 8270D_E SIM		
Column:	DB-5MS 20m 0.25mm (0.25 mm)	Detector	MS SCAN		

34 Benzo[k]fluoranthene, CAS: 207-08-9

Signal: 1

Not Detected
Expected RT: 12.92

Processing Integration Results

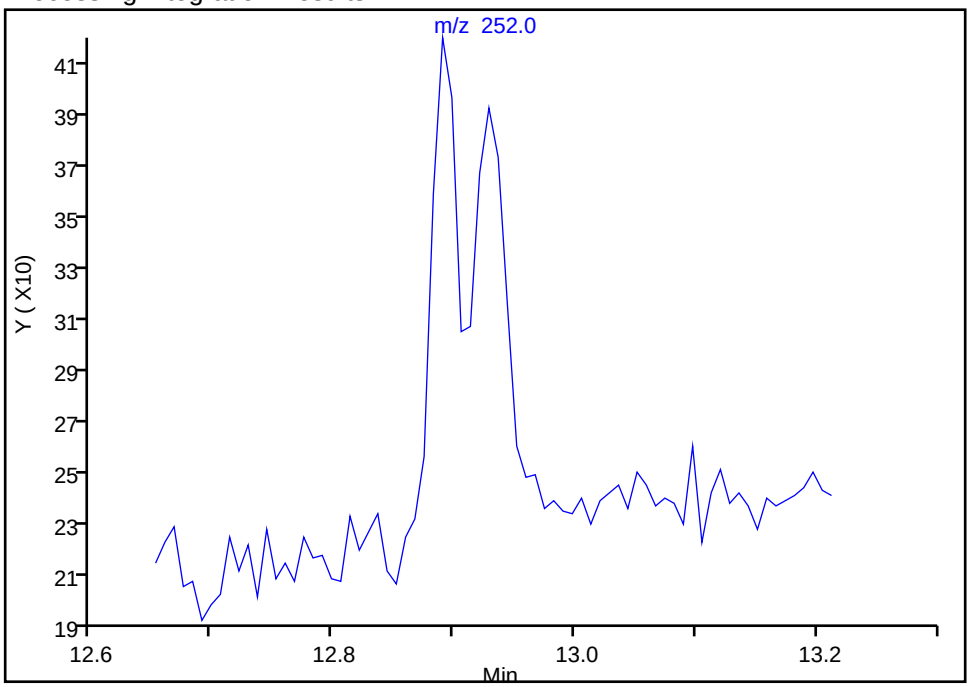

RT: 12.93
Area: 270
Amount: 0.001037
Amount Units: ug/ml

Manual Integration Results

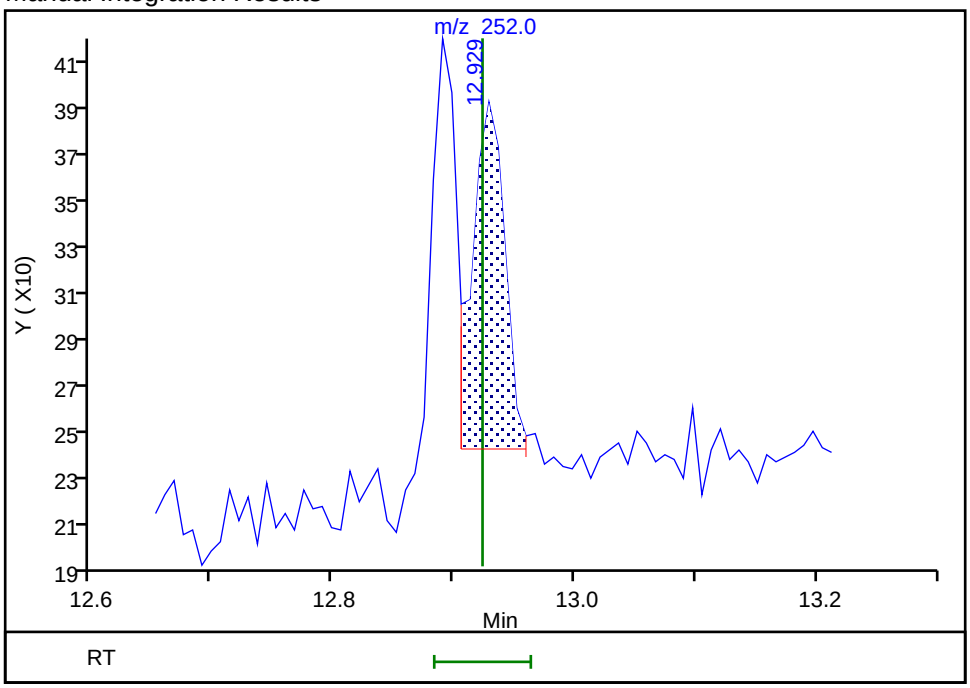

Reviewer: UJM0, 03-Jan-2023 09:35:37
Audit Action: Manually Integrated Audit Reason: Baseline

FORM I
GC/MS SEMI VOA ORGANICS ANALYSIS DATA SHEET

Lab Name: Eurofins Lancaster Laboratories Environment Testing, LLC
Job No.: 410-110319-1

SDG No.:

Client Sample ID:
Lab Sample ID: MB 410-333333/1-A

Matrix: Water
Lab File ID: NA0152.D

Analysis Method: 8270E SIM
Date Collected:

Extract. Method: 3510C
Date Extracted: 01/06/2023 14:51

Sample wt/vol: 250(mL)
Date Analyzed: 01/09/2023 04:41

Con. Extract Vol.: 1(mL)
Dilution Factor: 1

Injection Volume: 1(uL)
GC Column: DB-5MS 30m 0.25 ID: 0.25(mm)

% Moisture: % Solids:
GPC Cleanup:(Y/N) N

Cleanup Factor:
Level: (low/med) Low

Analysis Batch No.: 333530
Units: ug/L

CAS NO.	COMPOUND NAME	RESULT	Q	RL	MDL
83-32-9	Acenaphthene	ND		0.050	0.010
208-96-8	Acenaphthylene	ND		0.050	0.010
120-12-7	Anthracene	ND		0.050	0.010
56-55-3	Benzo[a]anthracene	ND		0.050	0.010
50-32-8	Benzo[a]pyrene	ND		0.050	0.010
205-99-2	Benzo[b]fluoranthene	ND		0.050	0.010
191-24-2	Benzo[g,h,i]perylene	ND		0.050	0.010
207-08-9	Benzo[k]fluoranthene	ND		0.050	0.010
218-01-9	Chrysene	ND		0.050	0.010
53-70-3	Dibenz(a,h)anthracene	ND		0.050	0.020
206-44-0	Fluoranthene	ND		0.050	0.010
86-73-7	Fluorene	ND		0.050	0.010
193-39-5	Indeno[1,2,3-cd]pyrene	ND		0.050	0.020
91-20-3	Naphthalene	ND		0.070	0.030
85-01-8	Phenanthrene	ND		0.070	0.030
129-00-0	Pyrene	ND		0.050	0.010

CAS NO.	SURROGATE	%REC	Q	LIMITS
63466-71-7	Benzo(a)pyrene-d12 (Surr)	79		10-110
38072-94-5	1-Methylnaphthalene-d10 (Surr)	74		36-111
93951-69-0	Fluoranthene-d10 (Surr)	78		47-128

Eurofins Lancaster Laboratories Environment Testing, LLC
Target Compound Quantitation Report

Data File: \\chromfs\Lancaster\ChromData\HP23263\20230109-74688.b\NA0152.D
Lims ID: MB 410-333333/1-A
Client ID:
Sample Type: MB
Inject. Date: 09-Jan-2023 04:41:30 ALS Bottle#: 3 Worklist Smp#: 3
Injection Vol: 1.0 ul Dil. Factor: 1.0000
Sample Info: MB 410-333333/1-A
Misc. Info.: 410-0074688-003
Operator ID: jmg00346 Instrument ID: HP23263

Method: \\chromfs\Lancaster\ChromData\HP23263\20230109-74688.b\8270_SIM_HP23263.m
Limit Group: MSSV - 8270D_E SIM
Last Update: 09-Jan-2023 13:55:21 Calib Date: 05-Oct-2022 11:42:30
Integrator: Falcon ID Type: RT Order ID
Quant Method: Internal Standard Quant By: Initial Calibration
Last ICal File: \\chromfs\Lancaster\ChromData\HP23263\20221005-67959.b\NJ0026.D

Column 1 : DB-5MS 20m 0.25mm (0.25 mm) Det: MS SCAN
Process Host: CTX1641

First Level Reviewer: SJ89 Date: 09-Jan-2023 13:47:21

Compound	Sig	RT (min.)	Adj RT (min.)	Dlt RT (min.)	Q	Response	Cal Amt ug/ml	OnCol Amt ug/ml	Flags
* 4 1,4-Dichlorobenzene-d4	152	4.531	4.544	-0.013	81	35440	0.2500	0.2500	
* 5 Naphthalene-d8	136	5.744	5.744	0.000	100	117887	0.2500	0.2500	
$ 9 1-Methylnaphthalene-d10	152	6.479	6.478	0.000	99	40199	0.2500	0.1854	
* 13 Acenaphthene-d10	164	7.420	7.420	0.000	92	49150	0.2500	0.2500	
* 20 Phenanthrene-d10	188	8.827	8.827	0.000	100	82790	0.2500	0.2500	
22 Anthracene	178	8.904	8.896	0.008	21	91		0.000250	7a
$ 24 Fluoranthene-d10 (Surr)	212	9.959	9.962	-0.006	100	59183	0.2500	0.1961	
* 29 Chrysene-d12	240	11.487	11.487	0.000	82	49856	0.2500	0.2500	
31 Bis(2-ethylhexyl) phthalate	149	11.541	11.535	0.000	98	3419		0.0303	
$ 36 Benzo(a)pyrene-d12 (Surr)	264	13.320	13.307	0.008	97	34593	0.2500	0.1964	
* 38 Perylene-d12	264	13.435	13.435	0.000	96	45867	0.2500	0.2500	

QC Flag Legend

Processing Flags
7 - Failed Limit of Detection
Review Flags
a - User Assigned ID

Reagents:

MSS_RVSIM_IS_00032 Amount Added: 10.00 Units: uL Run Reagent

Report Date: 09-Jan-2023 13:55:41 Chrom Revision: 2.3 20-Dec-2022 14:14:06

Eurofins Lancaster Laboratories Environment Testing, LLC

Data File:	\\chromfs\Lancaster\ChromData\HP23263\20230109-74688.b\NA0152.D				
Injection Date:	09-Jan-2023 04:41:30	Instrument ID:	HP23263	Operator ID:	jmg00346
Lims ID:	MB 410-333333/1-A			Worklist Smp#:	3
Client ID:					
Injection Vol:	1.0 ul	Dil. Factor:	1.0000	ALS Bottle#:	3
Method:	8270_SIM_HP23263	Limit Group:	MSSV - 8270D_E SIM		

Column: DB-5MS 20m 0.25mm (0.25 mm)

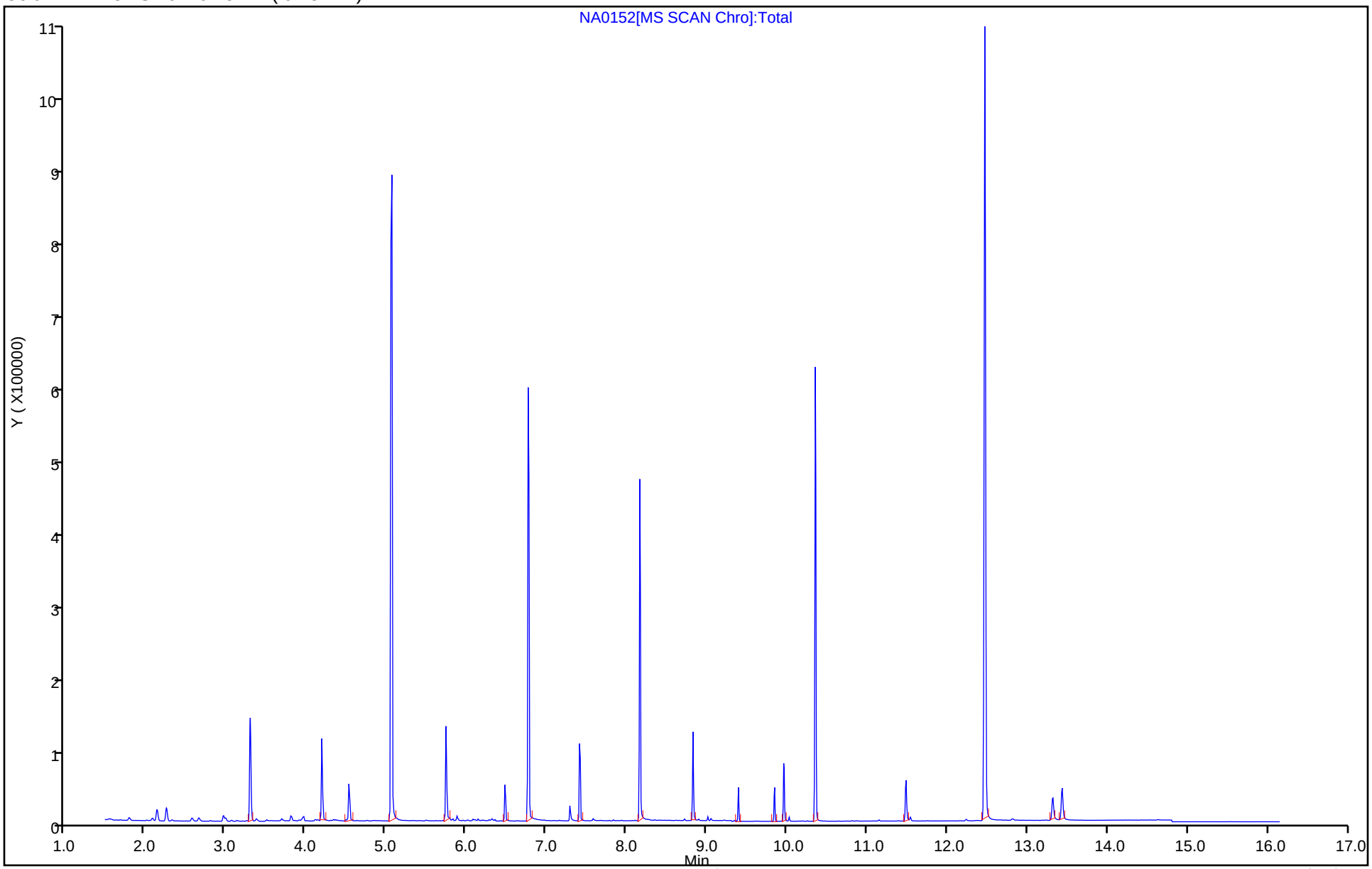

Eurofins Lancaster Laboratories Environment Testing, LLC

Recovery Report

Data File:	\\chromfs\Lancaster\ChromData\HP23263\20230109-74688.b\NA0152.D				
Lims ID:	MB 410-333333/1-A				
Client ID:					
Sample Type:	MB				
Inject. Date:	09-Jan-2023 04:41:30	ALS Bottle#:	3	Worklist Smp#:	3
Injection Vol:	1.0 ul	Dil. Factor:	1.0000		
Sample Info:	MB 410-333333/1-A				
Misc. Info.:	410-0074688-003				
Operator ID:	jmg00346	Instrument ID:	HP23263		
Method:	\\chromfs\Lancaster\ChromData\HP23263\20230109-74688.b\8270_SIM_HP23263.m				
Limit Group:	MSSV - 8270D_E SIM				
Last Update:	09-Jan-2023 13:55:21	Calib Date:	05-Oct-2022 11:42:30		
Integrator:	Falcon	ID Type:	RT Order ID		
Quant Method:	Internal Standard	Quant By:	Initial Calibration		
Last ICal File:	\\chromfs\Lancaster\ChromData\HP23263\20221005-67959.b\NJ0026.D				
Column 1 :	DB-5MS 20m 0.25mm (0.25 mm)		Det: MS SCAN		
Process Host:	CTX1641				

First Level Reviewer: SJ89 Date: 09-Jan-2023 13:47:21

Compound	Amount Added	Amount Recovered	% Rec.
$ 9 1-Methylnaphthalene-d10	0.2500	0.1854	74.15
$ 24 Fluoranthene-d10 (Surr)	0.2500	0.1961	78.44
$ 36 Benzo(a)pyrene-d12 (Surr)	0.2500	0.1964	78.58

Manual Integration/User Assign Peak Report

Eurofins Lancaster Laboratories Environment Testing, LLC

Data File:	\\chromfs\Lancaster\ChromData\HP23263\20230109-74688.b\NA0152.D				
Injection Date:	09-Jan-2023 04:41:30	Instrument ID:	HP23263		
Lims ID:	MB 410-333333/1-A				
Client ID:					
Operator ID:	jmg00346	ALS Bottle#:	3	Worklist Smp#:	3
Injection Vol:	1.0 ul	Dil. Factor:	1.0000		
Method:	8270_SIM_HP23263	Limit Group:	MSSV - 8270D_E SIM		
Column:	DB-5MS 20m 0.25mm (0.25 mm)	Detector	MS SCAN		

22 Anthracene, CAS: 120-12-7

Signal: 1

Processing Integration Results

RT: 8.85
Area: 774
Amount: 0.002130
Amount Units: ug/ml

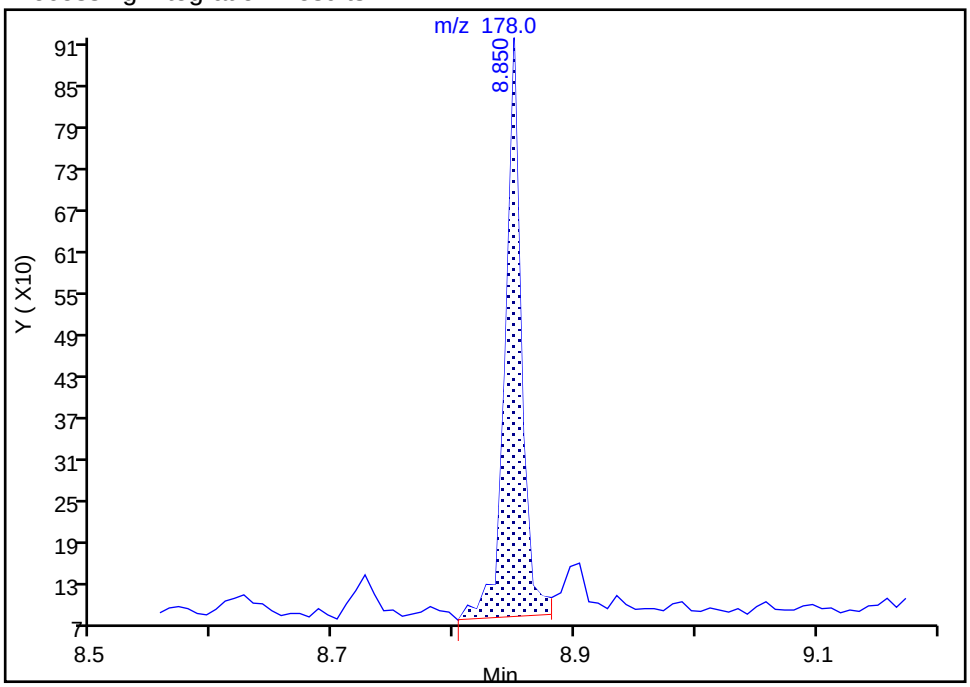

Manual Integration Results

RT: 8.90
Area: 91
Amount: 0.000250
Amount Units: ug/ml

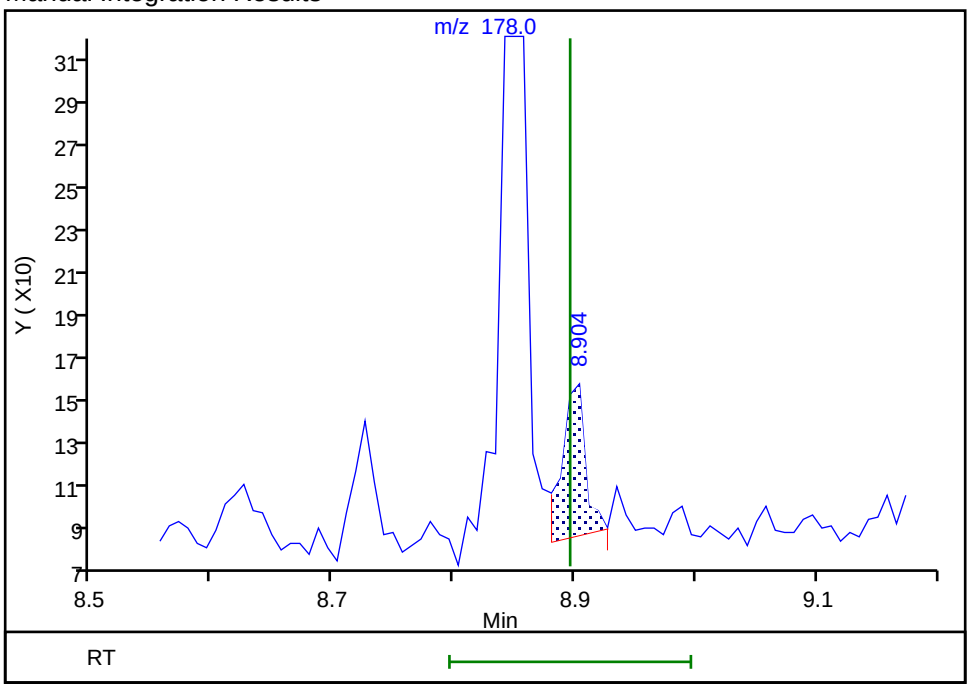

Reviewer: SJ89, 09-Jan-2023 13:47:11
Audit Action: Assigned Compound ID Audit Reason: Peak assignment corrected

FORM I
GC/MS SEMI VOA ORGANICS ANALYSIS DATA SHEET

Lab Name: Eurofins Lancaster Laboratories Environment Testing, LLC
Job No.: 410-110319-1

SDG No.:

Client Sample ID:
Lab Sample ID: LCS 410-330507/2-A

Matrix: Water
Lab File ID: ML0503.D

Analysis Method: 8270E SIM
Date Collected:

Extract. Method: 3510C
Date Extracted: 12/27/2022 16:45

Sample wt/vol: 250(mL)
Date Analyzed: 12/28/2022 05:26

Con. Extract Vol.: 1(mL)
Dilution Factor: 1

Injection Volume: 1(uL)
GC Column: DB-5MS 30m 0.25 ID: 0.25(mm)

% Moisture: % Solids:
GPC Cleanup:(Y/N) N

Cleanup Factor:
Level: (low/med) Low

Analysis Batch No.: 330631
Units: ug/L

CAS NO.	COMPOUND NAME	RESULT	Q	RL	MDL
83-32-9	Acenaphthene	0.768		0.050	0.010
208-96-8	Acenaphthylene	0.735		0.050	0.010
120-12-7	Anthracene	0.858		0.050	0.010
56-55-3	Benzo[a]anthracene	0.851		0.050	0.010
50-32-8	Benzo[a]pyrene	0.838		0.050	0.010
205-99-2	Benzo[b]fluoranthene	0.831		0.050	0.010
191-24-2	Benzo[g,h,i]perylene	0.886		0.050	0.010
207-08-9	Benzo[k]fluoranthene	0.871		0.050	0.010
218-01-9	Chrysene	0.857		0.050	0.010
53-70-3	Dibenz(a,h)anthracene	0.828		0.050	0.020
206-44-0	Fluoranthene	0.884		0.050	0.010
86-73-7	Fluorene	0.858		0.050	0.010
193-39-5	Indeno[1,2,3-cd]pyrene	0.916		0.050	0.020
91-20-3	Naphthalene	0.723		0.070	0.030
85-01-8	Phenanthrene	0.856		0.070	0.030
129-00-0	Pyrene	0.782		0.050	0.010

CAS NO.	SURROGATE	%REC	Q	LIMITS
63466-71-7	Benzo(a)pyrene-d12 (Surr)	86		10-110
38072-94-5	1-Methylnaphthalene-d10 (Surr)	85		36-111
93951-69-0	Fluoranthene-d10 (Surr)	85		47-128

Eurofins Lancaster Laboratories Environment Testing, LLC
Target Compound Quantitation Report

Data File: \\chromfs\Lancaster\ChromData\HP21585\20221228-74077.b\ML0503.D
Lims ID: LCS 410-330507/2-A
Client ID:
Sample Type: LCS
Inject. Date: 28-Dec-2022 05:26:02 ALS Bottle#: 0 Worklist Smp#: 4
Injection Vol: 1.0 ul Dil. Factor: 1.0000
Sample Info: LCS 410-330507/2-A
Misc. Info.: 410-0074077-004
Operator ID: jmg00346 Instrument ID: HP21585

Method: \\chromfs\Lancaster\ChromData\HP21585\20221228-74077.b\8270_SIM_HP21585.m
Limit Group: MSSV - 8270D_E SIM
Last Update: 28-Dec-2022 13:46:34 Calib Date: 28-Jul-2022 21:32:00
Integrator: Falcon ID Type: Deconvolution ID
Quant Method: Internal Standard Quant By: Initial Calibration
Last ICal File: \\chromfs\Lancaster\ChromData\HP21585\20220728-62933.b\MG1356.D

Column 1 : DB-5MS 20m 0.25mm (0.25 mm) Det: MS SCAN
Process Host: CTX1637

First Level Reviewer: UJM0 Date: 28-Dec-2022 06:52:47

Compound	Sig	RT (min.)	Adj RT (min.)	Dlt RT (min.)	Q	Response	Cal Amt ug/ml	OnCol Amt ug/ml	Flags
* 4 1,4-Dichlorobenzene-d4	152	4.368	4.368	0.000	99	80711	0.2500	0.2500	
* 5 Naphthalene-d8	136	5.593	5.593	0.000	29	246003	0.2500	0.2500	a
6 Naphthalene	128	5.605	5.605	0.000	93	222353	0.2500	0.1808	a
8 2-Methylnaphthalene	142	6.263	6.263	0.000	100	135063	0.2500	0.1784	
$ 9 1-Methylnaphthalene-d10	152	6.323	6.323	0.001	98	118853	0.2500	0.2114	
10 1-Methylnaphthalene	142	6.362	6.362	0.000	96	138549	0.2500	0.1959	a
12 Acenaphthylene	152	7.120	7.120	0.000	97	211238	0.2500	0.1838	Ma
* 13 Acenaphthene-d10	164	7.258	7.258	0.000	85	142315	0.2500	0.2500	
14 Acenaphthene	154	7.288	7.288	0.000	86	137035	0.2500	0.1921	
17 Fluorene	166	7.774	7.774	0.000	99	179975	0.2500	0.2145	
* 20 Phenanthrene-d10	188	8.664	8.663	0.001	95	266804	0.2500	0.2500	
21 Phenanthrene	178	8.687	8.687	0.000	100	273904	0.2500	0.2141	
22 Anthracene	178	8.734	8.734	0.000	100	256075	0.2500	0.2146	
$ 24 Fluoranthene-d10 (Surr)	212	9.799	9.799	0.000	97	238887	0.2500	0.2125	
25 Fluoranthene	202	9.818	9.818	0.001	99	306352	0.2500	0.2210	
26 Pyrene	202	10.031	10.024	0.000	97	308207	0.2500	0.1954	
28 Benzo[a]anthracene	228	11.261	11.253	0.000	100	268937	0.2500	0.2129	
* 29 Chrysene-d12	240	11.268	11.276	-0.008	76	240931	0.2500	0.2500	
30 Chrysene	228	11.299	11.291	0.000	100	302494	0.2500	0.2142	
33 Benzo[b]fluoranthene	252	12.610	12.610	0.000	100	301341	0.2500	0.2078	
34 Benzo[k]fluoranthene	252	12.649	12.649	0.000	100	336792	0.2500	0.2176	
$ 36 Benzo(a)pyrene-d12 (Surr)	264	13.017	13.024	-0.007	99	212082	0.2500	0.2149	
37 Benzo[a]pyrene	252	13.048	13.055	-0.007	100	276927	0.2500	0.2094	
* 38 Perylene-d12	264	13.132	13.132	0.000	99	266912	0.2500	0.2500	
40 Indeno[1,2,3-cd]pyrene	276	14.654	14.654	0.000	99	257486	0.2500	0.2291	M
41 Dibenz(a,h)anthracene	278	14.696	14.696	0.000	94	270101	0.2500	0.2070	
42 Benzo[g,h,i]perylene	276	15.056	15.056	0.000	95	318952	0.2500	0.2214	

QC Flag Legend

Processing Flags

Review Flags

M - Manually Integrated

a - User Assigned ID

Reagents:

MSS_RVSIM_IS_00033	Amount Added:	10.00	Units: uL	Run Reagent

Report Date: 28-Dec-2022 18:53:41 Chrom Revision: 2.3 20-Dec-2022 14:14:06

Eurofins Lancaster Laboratories Environment Testing, LLC

Data File:	\\chromfs\Lancaster\ChromData\HP21585\20221228-74077.b\ML0503.D				
Injection Date:	28-Dec-2022 05:26:02	Instrument ID:	HP21585	Operator ID:	jmg00346
Lims ID:	LCS 410-330507/2-A			Worklist Smp#:	4
Client ID:					
Injection Vol:	1.0 ul	Dil. Factor:	1.0000	ALS Bottle#:	0
Method:	8270_SIM_HP21585	Limit Group:	MSSV - 8270D_E SIM		

Column: DB-5MS 20m 0.25mm (0.25 mm)

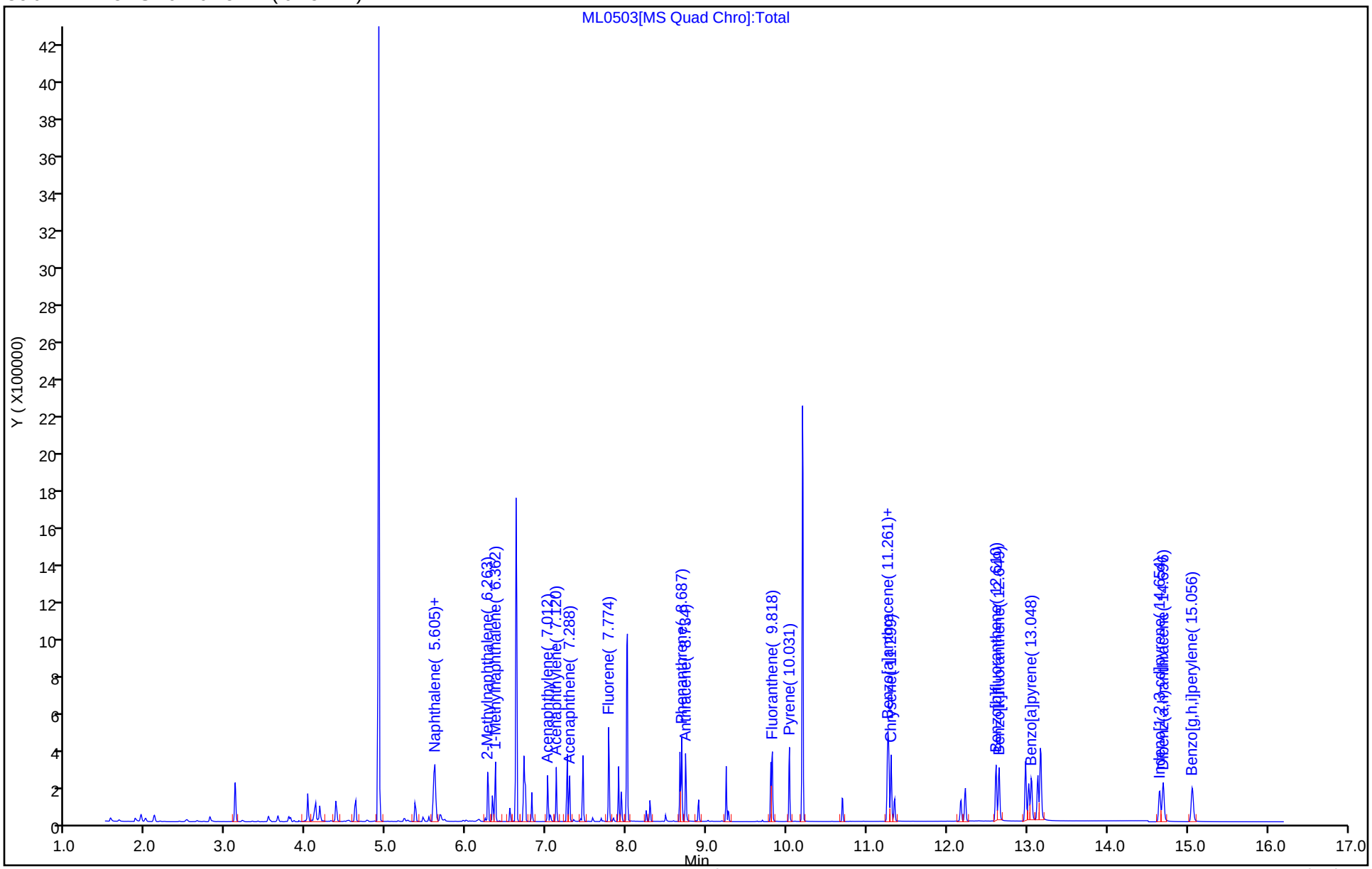

Eurofins Lancaster Laboratories Environment Testing, LLC

Recovery Report

Data File:	\\chromfs\Lancaster\ChromData\HP21585\20221228-74077.b\ML0503.D				
Lims ID:	LCS 410-330507/2-A				
Client ID:					
Sample Type:	LCS				
Inject. Date:	28-Dec-2022 05:26:02	ALS Bottle#:	0	Worklist Smp#:	4
Injection Vol:	1.0 ul	Dil. Factor:	1.0000		
Sample Info:	LCS 410-330507/2-A				
Misc. Info.:	410-0074077-004				
Operator ID:	jmg00346	Instrument ID:	HP21585		

Method:	\\chromfs\Lancaster\ChromData\HP21585\20221228-74077.b\8270_SIM_HP21585.m		
Limit Group:	MSSV - 8270D_E SIM		
Last Update:	28-Dec-2022 13:46:34	Calib Date:	28-Jul-2022 21:32:00
Integrator:	Falcon	ID Type:	Deconvolution ID
Quant Method:	Internal Standard	Quant By:	Initial Calibration
Last ICal File:	\\chromfs\Lancaster\ChromData\HP21585\20220728-62933.b\MG1356.D		

Column 1 :	DB-5MS 20m 0.25mm (0.25 mm)		Det: MS SCAN
Process Host:	CTX1637		

First Level Reviewer: UJM0 Date: 28-Dec-2022 06:52:47

Compound	Amount Added	Amount Recovered	% Rec.
$ 9 1-Methylnaphthalene-d10	0.2500	0.2114	84.57
$ 24 Fluoranthene-d10 (Surr)	0.2500	0.2125	85.01
$ 36 Benzo(a)pyrene-d12 (Surr)	0.2500	0.2149	85.97

Manual Integration/User Assign Peak Report

Eurofins Lancaster Laboratories Environment Testing, LLC

Data File:	\\chromfs\Lancaster\ChromData\HP21585\20221228-74077.b\ML0503.D				
Injection Date:	28-Dec-2022 05:26:02	Instrument ID:	HP21585		
Lims ID:	LCS 410-330507/2-A				
Client ID:					
Operator ID:	jmg00346	ALS Bottle#:	0	Worklist Smp#:	4
Injection Vol:	1.0 ul	Dil. Factor:	1.0000		
Method:	8270_SIM_HP21585	Limit Group:	MSSV - 8270D_E SIM		
Column:	DB-5MS 20m 0.25mm (0.25 mm)	Detector	MS SCAN		

12 Acenaphthylene, CAS: 208-96-8

Signal: 1

Processing Integration Results

RT: 7.04
Area: 3501
Amount: 0.003046
Amount Units: ug/ml

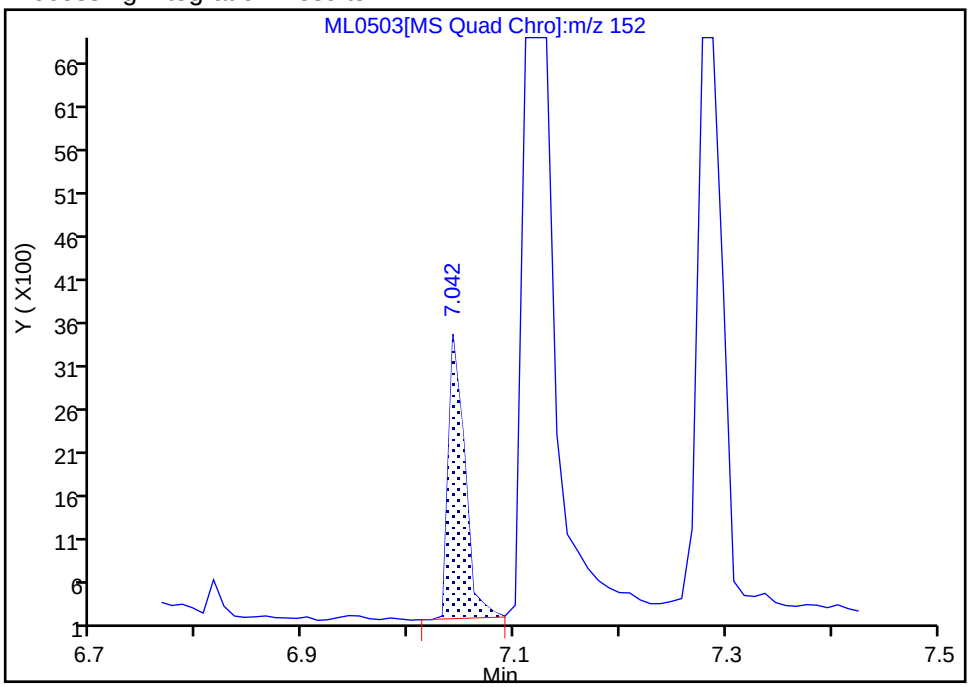

Manual Integration Results

RT: 7.12
Area: 211238
Amount: 0.183767
Amount Units: ug/ml

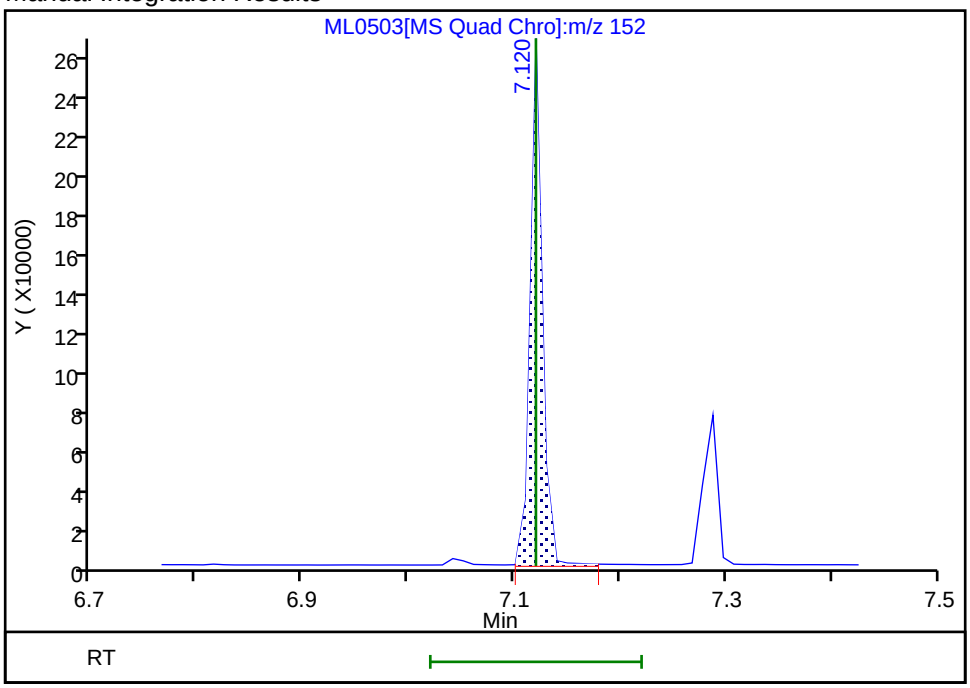

Reviewer: UJM0, 28-Dec-2022 06:49:37

Audit Action: Manually Integrated Audit Reason: Baseline

Manual Integration/User Assign Peak Report

Eurofins Lancaster Laboratories Environment Testing, LLC

Data File:	\\chromfs\Lancaster\ChromData\HP21585\20221228-74077.b\ML0503.D				
Injection Date:	28-Dec-2022 05:26:02	Instrument ID:	HP21585		
Lims ID:	LCS 410-330507/2-A				
Client ID:					
Operator ID:	jmg00346	ALS Bottle#:	0	Worklist Smp#:	4
Injection Vol:	1.0 ul	Dil. Factor:	1.0000		
Method:	8270_SIM_HP21585	Limit Group:	MSSV - 8270D_E SIM		
Column:	DB-5MS 20m 0.25mm (0.25 mm)	Detector	MS SCAN		

40 Indeno[1,2,3-cd]pyrene, CAS: 193-39-5

Signal: 1

Processing Integration Results

RT: 14.65
Area: 333383
Amount: 0.296619
Amount Units: ug/ml

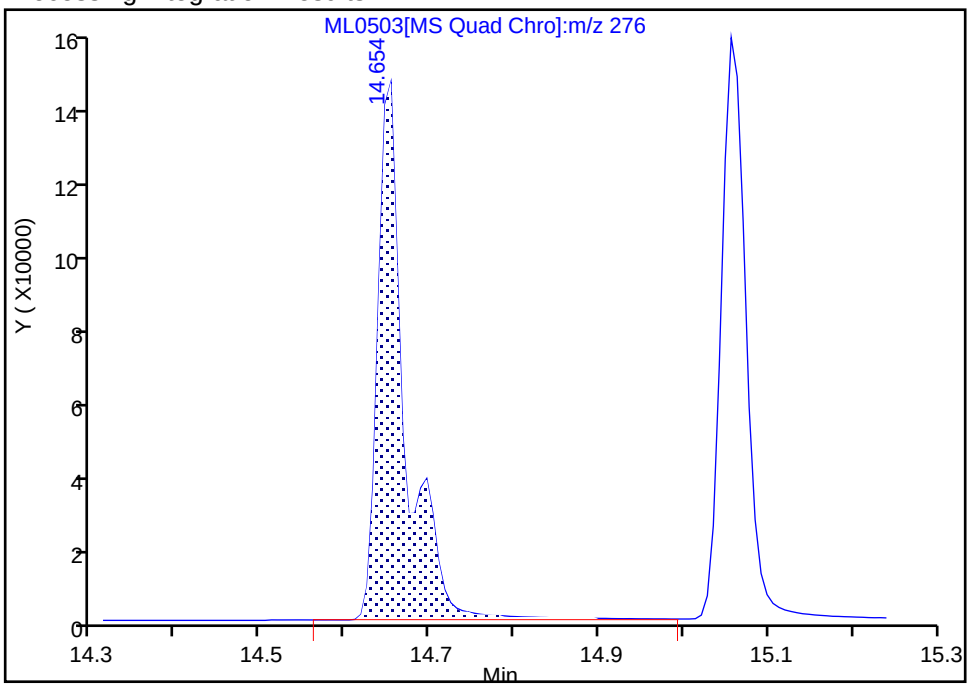

Manual Integration Results

RT: 14.65
Area: 257486
Amount: 0.229091
Amount Units: ug/ml

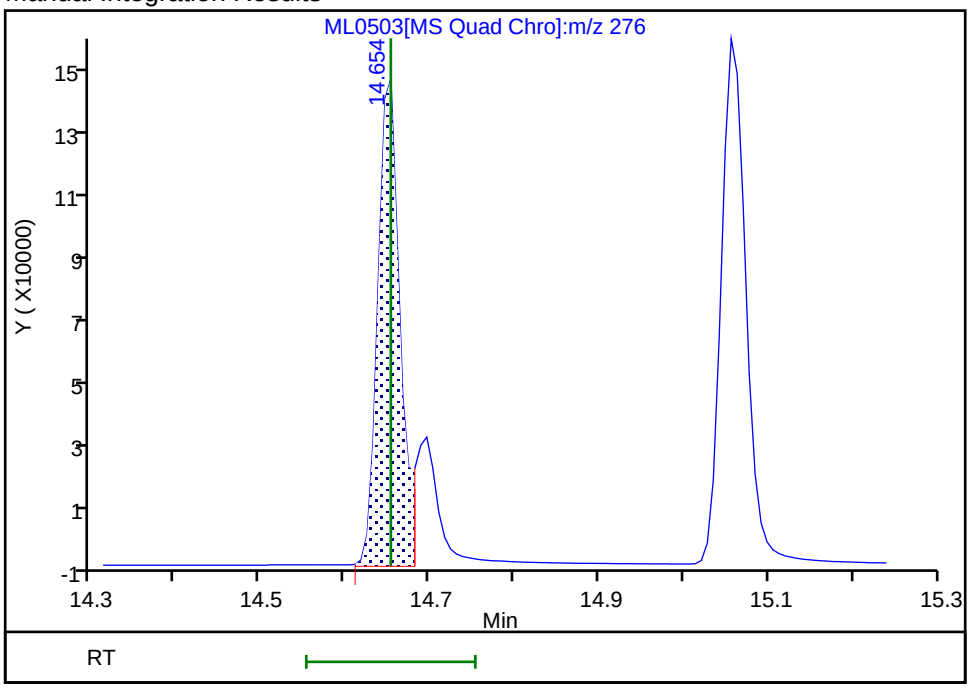

Reviewer: UJM0, 28-Dec-2022 06:50:01

Audit Action: Manually Integrated Audit Reason: Baseline

Manual Integration/User Assign Peak Report

Eurofins Lancaster Laboratories Environment Testing, LLC

Data File:	\\chromfs\Lancaster\ChromData\HP21585\20221228-74077.b\ML0503.D				
Injection Date:	28-Dec-2022 05:26:02	Instrument ID:	HP21585		
Lims ID:	LCS 410-330507/2-A				
Client ID:					
Operator ID:	jmg00346	ALS Bottle#:	0	Worklist Smp#:	4
Injection Vol:	1.0 ul	Dil. Factor:	1.0000		
Method:	8270_SIM_HP21585	Limit Group:	MSSV - 8270D_E SIM		
Column:	DB-5MS 20m 0.25mm (0.25 mm)	Detector	MS SCAN		

6 Naphthalene, CAS: 91-20-3

Signal: 1

Processing Integration Results

RT: 5.68
Area: 11694
Amount: 0.009510
Amount Units: ug/ml

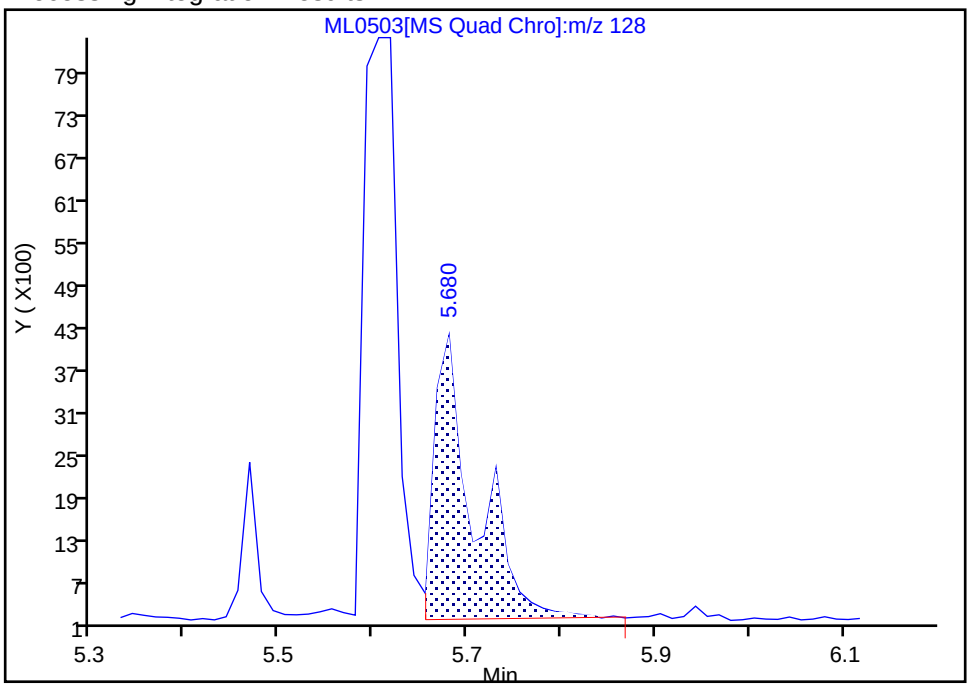

Manual Integration Results

RT: 5.61
Area: 222353
Amount: 0.180833
Amount Units: ug/ml

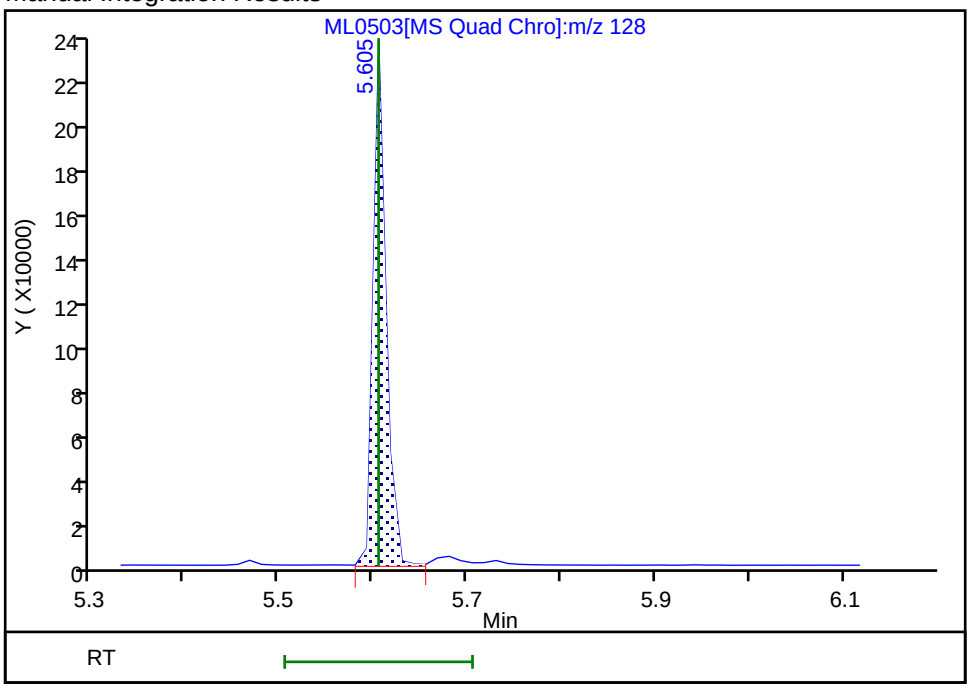

Reviewer: UJM0, 28-Dec-2022 06:47:33

Audit Action: Assigned Compound ID Audit Reason: Peak assignment corrected

Manual Integration/User Assign Peak Report

Eurofins Lancaster Laboratories Environment Testing, LLC

Data File:	\\chromfs\Lancaster\ChromData\HP21585\20221228-74077.b\ML0503.D				
Injection Date:	28-Dec-2022 05:26:02	Instrument ID:	HP21585		
Lims ID:	LCS 410-330507/2-A				
Client ID:					
Operator ID:	jmg00346	ALS Bottle#:	0	Worklist Smp#:	4
Injection Vol:	1.0 ul	Dil. Factor:	1.0000		
Method:	8270_SIM_HP21585	Limit Group:	MSSV - 8270D_E SIM		
Column:	DB-5MS 20m 0.25mm (0.25 mm)	Detector	MS SCAN		

* 5 Naphthalene-d8, CAS: 1146-65-2

Signal: 1

Processing Integration Results

RT: 5.63
Area: 25797
Amount: 0.250000
Amount Units: ug/ml

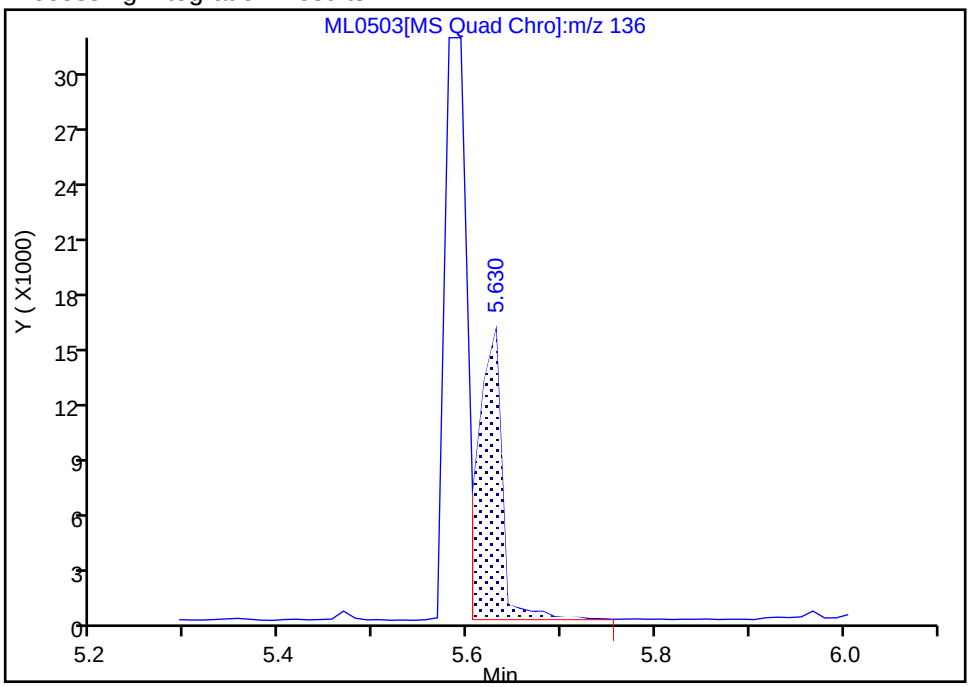

Manual Integration Results

RT: 5.59
Area: 246003
Amount: 0.250000
Amount Units: ug/ml

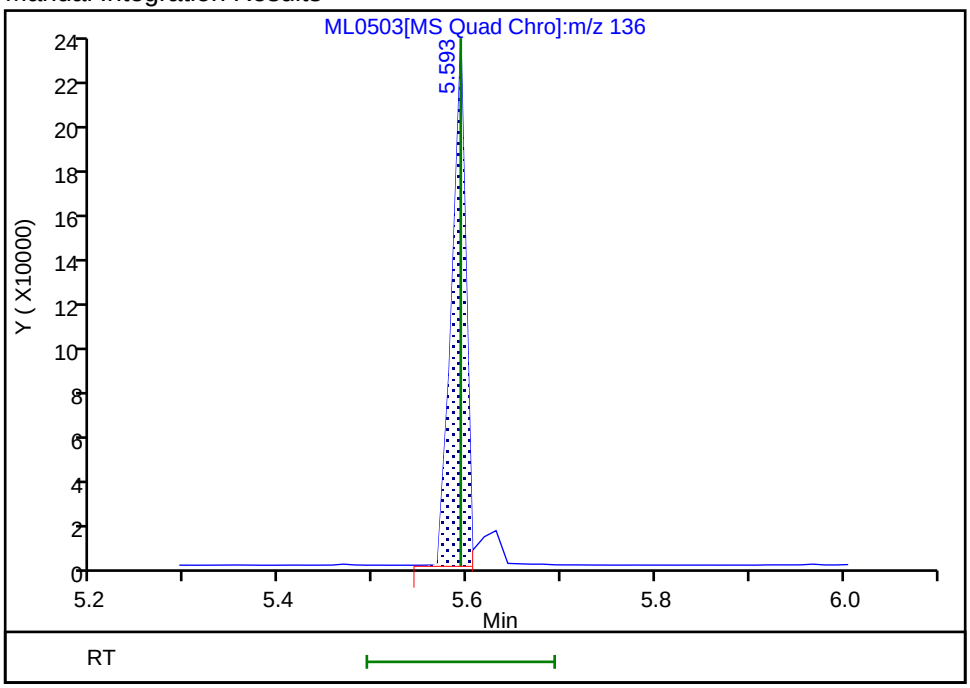

Reviewer: UJM0, 28-Dec-2022 06:47:25
Audit Action: Assigned Compound ID Audit Reason: Peak assignment corrected

FORM I
GC/MS SEMI VOA ORGANICS ANALYSIS DATA SHEET

Lab Name: Eurofins Lancaster Laboratories Environment Testing, LLC
Job No.: 410-110319-1

SDG No.:

Client Sample ID:
Lab Sample ID: LCS 410-331675/2-A

Matrix: Water
Lab File ID: NA0023.D

Analysis Method: 8270E SIM
Date Collected:

Extract. Method: 3510C
Date Extracted: 12/30/2022 15:45

Sample wt/vol: 250(mL)
Date Analyzed: 01/03/2023 08:09

Con. Extract Vol.: 1(mL)
Dilution Factor: 1

Injection Volume: 1(uL)
GC Column: DB-5MS 30m 0.25 ID: 0.25(mm)

% Moisture: % Solids:
GPC Cleanup:(Y/N) N

Cleanup Factor:
Level: (low/med) Low

Analysis Batch No.: 331907
Units: ug/L

CAS NO.	COMPOUND NAME	RESULT	Q	RL	MDL
83-32-9	Acenaphthene	0.787		0.050	0.010
208-96-8	Acenaphthylene	0.837		0.050	0.010
120-12-7	Anthracene	0.943		0.050	0.010
56-55-3	Benzo[a]anthracene	0.947		0.050	0.010
50-32-8	Benzo[a]pyrene	0.918		0.050	0.010
205-99-2	Benzo[b]fluoranthene	0.864		0.050	0.010
191-24-2	Benzo[g,h,i]perylene	0.925		0.050	0.010
207-08-9	Benzo[k]fluoranthene	0.930		0.050	0.010
218-01-9	Chrysene	0.907		0.050	0.010
53-70-3	Dibenz(a,h)anthracene	0.937		0.050	0.020
206-44-0	Fluoranthene	0.947		0.050	0.010
86-73-7	Fluorene	0.893		0.050	0.010
193-39-5	Indeno[1,2,3-cd]pyrene	0.933		0.050	0.020
91-20-3	Naphthalene	0.752		0.070	0.030
85-01-8	Phenanthrene	0.906		0.070	0.030
129-00-0	Pyrene	0.906		0.050	0.010

CAS NO.	SURROGATE	%REC	Q	LIMITS
63466-71-7	Benzo(a)pyrene-d12 (Surr)	90		10-110
38072-94-5	1-Methylnaphthalene-d10 (Surr)	80		36-111
93951-69-0	Fluoranthene-d10 (Surr)	87		47-128

Eurofins Lancaster Laboratories Environment Testing, LLC
Target Compound Quantitation Report

Data File: \\chromfs\Lancaster\ChromData\HP23263\20230103-74364.b\NA0023.D
Lims ID: LCS 410-331675/2-A
Client ID:
Sample Type: LCS
Inject. Date: 03-Jan-2023 08:09:30 ALS Bottle#: 4 Worklist Smp#: 4
Injection Vol: 1.0 ul Dil. Factor: 1.0000
Sample Info: LCS 410-331675/2-A
Misc. Info.: 410-0074364-004
Operator ID: jmg00346 Instrument ID: HP23263

Method: \\chromfs\Lancaster\ChromData\HP23263\20230103-74364.b\8270_SIM_HP23263.m
Limit Group: MSSV - 8270D_E SIM
Last Update: 03-Jan-2023 11:08:42 Calib Date: 05-Oct-2022 11:42:30
Integrator: Falcon ID Type: RT Order ID
Quant Method: Internal Standard Quant By: Initial Calibration
Last ICal File: \\chromfs\Lancaster\ChromData\HP23263\20221005-67959.b\NJ0026.D

Column 1 : DB-5MS 20m 0.25mm (0.25 mm) Det: MS SCAN
Process Host: CTX1644

First Level Reviewer: UJM0 Date: 03-Jan-2023 09:36:26

Compound	Sig	RT (min.)	Adj RT (min.)	Dlt RT (min.)	Q	Response	Cal Amt ug/ml	OnCol Amt ug/ml	Flags
* 4 1,4-Dichlorobenzene-d4	152	4.531	4.531	0.000	81	34243	0.2500	0.2500	
* 5 Naphthalene-d8	136	5.743	5.744	-0.001	100	116998	0.2500	0.2500	
6 Naphthalene	128	5.768	5.769	-0.001	88	89120	0.2500	0.1880	
$ 9 1-Methylnaphthalene-d10	152	6.478	6.486	-0.008	100	43049	0.2500	0.2000	
12 Acenaphthylene	152	7.280	7.277	0.003	98	83085	0.2500	0.2092	
* 13 Acenaphthene-d10	164	7.410	7.418	-0.008	82	47526	0.2500	0.2500	
14 Acenaphthene	154	7.440	7.448	-0.008	98	46955	0.2500	0.1967	
17 Fluorene	166	7.931	7.936	-0.005	96	58812	0.2500	0.2232	
* 20 Phenanthrene-d10	188	8.826	8.824	0.002	100	74213	0.2500	0.2500	
21 Phenanthrene	178	8.850	8.855	0.003	100	79634	0.2500	0.2265	
22 Anthracene	178	8.896	8.909	-0.005	100	76805	0.2500	0.2358	
$ 24 Fluoranthene-d10 (Surr)	212	9.958	9.970	-0.003	100	58799	0.2500	0.2173	
25 Fluoranthene	202	9.977	9.989	-0.003	98	77104	0.2500	0.2368	
26 Pyrene	202	10.190	10.193	-0.003	99	78472	0.2500	0.2265	
28 Benzo[a]anthracene	228	11.471	11.466	0.005	98	59793	0.2500	0.2367	
* 29 Chrysene-d12	240	11.479	11.482	-0.003	94	46383	0.2500	0.2500	
30 Chrysene	228	11.510	11.512	-0.002	100	59547	0.2500	0.2266	
33 Benzo[b]fluoranthene	252	12.883	12.893	-0.002	100	52573	0.2500	0.2159	
34 Benzo[k]fluoranthene	252	12.929	12.931	0.006	100	62226	0.2500	0.2324	
$ 36 Benzo(a)pyrene-d12 (Surr)	264	13.312	13.322	-0.003	99	36630	0.2500	0.2261	
37 Benzo[a]pyrene	252	13.350	13.353	0.005	100	50050	0.2500	0.2294	
* 38 Perylene-d12	264	13.435	13.430	0.005	95	42200	0.2500	0.2500	
40 Indeno[1,2,3-cd]pyrene	276	15.048	15.059	-0.002	97	40414	0.2500	0.2333	
41 Dibenz(a,h)anthracene	278	15.104	15.109	0.004	96	43146	0.2500	0.2343	
42 Benzo[g,h,i]perylene	276	15.500	15.511	-0.002	99	49317	0.2500	0.2314	

QC Flag Legend

Processing Flags

Reagents:

MSS_RVSIM_IS_00032 Amount Added: 10.00 Units: uL Run Reagent

Report Date: 03-Jan-2023 15:39:09 Chrom Revision: 2.3 20-Dec-2022 14:14:06

Eurofins Lancaster Laboratories Environment Testing, LLC

Data File:	\\chromfs\Lancaster\ChromData\HP23263\20230103-74364.b\NA0023.D				
Injection Date:	03-Jan-2023 08:09:30	Instrument ID:	HP23263	Operator ID:	jmg00346
Lims ID:	LCS 410-331675/2-A			Worklist Smp#:	4
Client ID:					
Injection Vol:	1.0 ul	Dil. Factor:	1.0000	ALS Bottle#:	4
Method:	8270_SIM_HP23263	Limit Group:	MSSV - 8270D_E SIM		

Column: DB-5MS 20m 0.25mm (0.25 mm)

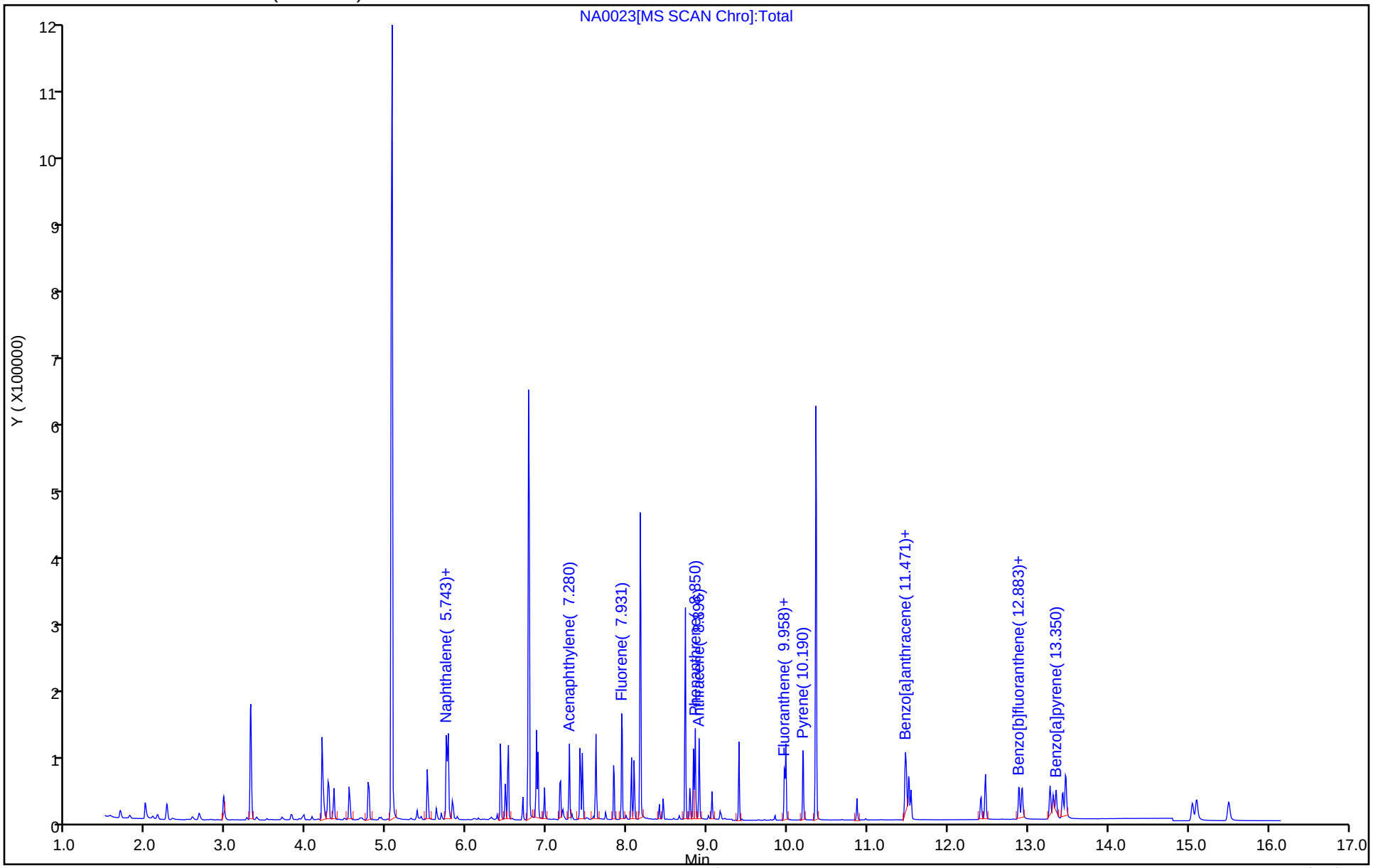

Eurofins Lancaster Laboratories Environment Testing, LLC

Recovery Report

Data File:	\\chromfs\Lancaster\ChromData\HP23263\20230103-74364.b\NA0023.D				
Lims ID:	LCS 410-331675/2-A				
Client ID:					
Sample Type:	LCS				
Inject. Date:	03-Jan-2023 08:09:30	ALS Bottle#:	4	Worklist Smp#:	4
Injection Vol:	1.0 ul	Dil. Factor:	1.0000		
Sample Info:	LCS 410-331675/2-A				
Misc. Info.:	410-0074364-004				
Operator ID:	jmg00346	Instrument ID:	HP23263		
Method:	\\chromfs\Lancaster\ChromData\HP23263\20230103-74364.b\8270_SIM_HP23263.m				
Limit Group:	MSSV - 8270D_E SIM				
Last Update:	03-Jan-2023 11:08:42	Calib Date:	05-Oct-2022 11:42:30		
Integrator:	Falcon	ID Type:	RT Order ID		
Quant Method:	Internal Standard	Quant By:	Initial Calibration		
Last ICal File:	\\chromfs\Lancaster\ChromData\HP23263\20221005-67959.b\NJ0026.D				
Column 1 :	DB-5MS 20m 0.25mm (0.25 mm)		Det: MS SCAN		
Process Host:	CTX1644				

First Level Reviewer: UJM0 Date: 03-Jan-2023 09:36:26

Compound	Amount Added	Amount Recovered	% Rec.
$ 9 1-Methylnaphthalene-d10	0.2500	0.2000	80.01
$ 24 Fluoranthene-d10 (Surr)	0.2500	0.2173	86.93
$ 36 Benzo(a)pyrene-d12 (Surr)	0.2500	0.2261	90.43

FORM I
GC/MS SEMI VOA ORGANICS ANALYSIS DATA SHEET

Lab Name: Eurofins Lancaster Laboratories Environment Testing, LLC
Job No.: 410-110319-1

SDG No.:

Client Sample ID:
Lab Sample ID: LCS 410-333333/2-A

Matrix: Water
Lab File ID: NA0153.D

Analysis Method: 8270E SIM
Date Collected:

Extract. Method: 3510C
Date Extracted: 01/06/2023 14:51

Sample wt/vol: 250(mL)
Date Analyzed: 01/09/2023 05:03

Con. Extract Vol.: 1(mL)
Dilution Factor: 1

Injection Volume: 1(uL)
GC Column: DB-5MS 30m 0.25 ID: 0.25(mm)

% Moisture: % Solids:
GPC Cleanup:(Y/N) N

Cleanup Factor:
Level: (low/med) Low

Analysis Batch No.: 333530
Units: ug/L

CAS NO.	COMPOUND NAME	RESULT	Q	RL	MDL
83-32-9	Acenaphthene	0.724		0.050	0.010
208-96-8	Acenaphthylene	0.732		0.050	0.010
120-12-7	Anthracene	0.811		0.050	0.010
56-55-3	Benzo[a]anthracene	0.824		0.050	0.010
50-32-8	Benzo[a]pyrene	0.820		0.050	0.010
205-99-2	Benzo[b]fluoranthene	0.808		0.050	0.010
191-24-2	Benzo[g,h,i]perylene	0.846		0.050	0.010
207-08-9	Benzo[k]fluoranthene	0.811		0.050	0.010
218-01-9	Chrysene	0.820		0.050	0.010
53-70-3	Dibenz(a,h)anthracene	0.808		0.050	0.020
206-44-0	Fluoranthene	0.790		0.050	0.010
86-73-7	Fluorene	0.770		0.050	0.010
193-39-5	Indeno[1,2,3-cd]pyrene	0.825		0.050	0.020
91-20-3	Naphthalene	0.632		0.070	0.030
85-01-8	Phenanthrene	0.780		0.070	0.030
129-00-0	Pyrene	0.797		0.050	0.010

CAS NO.	SURROGATE	%REC	Q	LIMITS
63466-71-7	Benzo(a)pyrene-d12 (Surr)	78		10-110
38072-94-5	1-Methylnaphthalene-d10 (Surr)	68		36-111
93951-69-0	Fluoranthene-d10 (Surr)	79		47-128

Eurofins Lancaster Laboratories Environment Testing, LLC
Target Compound Quantitation Report

Data File: \\chromfs\Lancaster\ChromData\HP23263\20230109-74688.b\NA0153.D
Lims ID: LCS 410-333333/2-A
Client ID:
Sample Type: LCS
Inject. Date: 09-Jan-2023 05:03:30 ALS Bottle#: 4 Worklist Smp#: 4
Injection Vol: 1.0 ul Dil. Factor: 1.0000
Sample Info: LCS 410-333333/2-A
Misc. Info.: 410-0074688-004
Operator ID: jmg00346 Instrument ID: HP23263

Method: \\chromfs\Lancaster\ChromData\HP23263\20230109-74688.b\8270_SIM_HP23263.m
Limit Group: MSSV - 8270D_E SIM
Last Update: 09-Jan-2023 13:55:21 Calib Date: 05-Oct-2022 11:42:30
Integrator: Falcon ID Type: RT Order ID
Quant Method: Internal Standard Quant By: Initial Calibration
Last ICal File: \\chromfs\Lancaster\ChromData\HP23263\20221005-67959.b\NJ0026.D

Column 1 : DB-5MS 20m 0.25mm (0.25 mm) Det: MS SCAN
Process Host: CTX1641

First Level Reviewer: SJ89 Date: 09-Jan-2023 13:47:42

Compound	Sig	RT (min.)	Adj RT (min.)	Dlt RT (min.)	Q	Response	Cal Amt ug/ml	OnCol Amt ug/ml	Flags
* 4 1,4-Dichlorobenzene-d4	152	4.532	4.544	-0.012	85	36442	0.2500	0.2500	
* 5 Naphthalene-d8	136	5.744	5.744	0.000	100	128225	0.2500	0.2500	
6 Naphthalene	128	5.769	5.769	0.000	88	82101	0.2500	0.1581	
$ 9 1-Methylnaphthalene-d10	152	6.486	6.478	0.007	99	40045	0.2500	0.1698	
12 Acenaphthylene	152	7.278	7.280	-0.002	99	74310	0.2500	0.1831	
* 13 Acenaphthene-d10	164	7.418	7.420	-0.002	94	48551	0.2500	0.2500	
14 Acenaphthene	154	7.438	7.440	-0.002	94	44128	0.2500	0.1809	
17 Fluorene	166	7.936	7.936	-0.002	100	51814	0.2500	0.1925	
* 20 Phenanthrene-d10	188	8.824	8.827	-0.002	100	86046	0.2500	0.2500	
21 Phenanthrene	178	8.847	8.847	-0.003	100	79531	0.2500	0.1951	
22 Anthracene	178	8.894	8.896	-0.002	99	76605	0.2500	0.2029	
$ 24 Fluoranthene-d10 (Surr)	212	9.961	9.962	-0.004	97	61952	0.2500	0.1975	
25 Fluoranthene	202	9.980	9.978	0.003	97	74599	0.2500	0.1976	
26 Pyrene	202	10.193	10.191	-0.004	97	76211	0.2500	0.1992	
28 Benzo[a]anthracene	228	11.466	11.472	-0.006	82	57457	0.2500	0.2060	
* 29 Chrysene-d12	240	11.482	11.487	-0.005	92	51216	0.2500	0.2500	
30 Chrysene	228	11.512	11.510	0.002	100	59505	0.2500	0.2051	
31 Bis(2-ethylhexyl) phthalate	149	11.535	11.535	-0.006	98	22926	0.2500	0.1980	
33 Benzo[b]fluoranthene	252	12.885	12.893	0.002	100	55331	0.2500	0.2020	
34 Benzo[k]fluoranthene	252	12.924	12.923	-0.005	100	61062	0.2500	0.2028	
$ 36 Benzo(a)pyrene-d12 (Surr)	264	13.315	13.307	0.003	97	35436	0.2500	0.1945	
37 Benzo[a]pyrene	252	13.345	13.345	-0.006	100	50316	0.2500	0.2050	
* 38 Perylene-d12	264	13.430	13.435	-0.005	97	47463	0.2500	0.2500	
40 Indeno[1,2,3-cd]pyrene	276	15.051	15.057	0.002	96	40192	0.2500	0.2063	
41 Dibenz(a,h)anthracene	278	15.100	15.098	-0.004	97	41811	0.2500	0.2019	
42 Benzo[g,h,i]perylene	276	15.503	15.509	0.003	98	50734	0.2500	0.2116	

QC Flag Legend

Processing Flags

Reagents:

MSS_RVSIM_IS_00032 Amount Added: 10.00 Units: uL Run Reagent

Report Date: 09-Jan-2023 13:55:42 Chrom Revision: 2.3 20-Dec-2022 14:14:06

Eurofins Lancaster Laboratories Environment Testing, LLC

Data File:	\\chromfs\Lancaster\ChromData\HP23263\20230109-74688.b\NA0153.D				
Injection Date:	09-Jan-2023 05:03:30	Instrument ID:	HP23263	Operator ID:	jmg00346
Lims ID:	LCS 410-333333/2-A			Worklist Smp#:	4
Client ID:					
Injection Vol:	1.0 ul	Dil. Factor:	1.0000	ALS Bottle#:	4
Method:	8270_SIM_HP23263	Limit Group:	MSSV - 8270D_E SIM		

Column: DB-5MS 20m 0.25mm (0.25 mm)

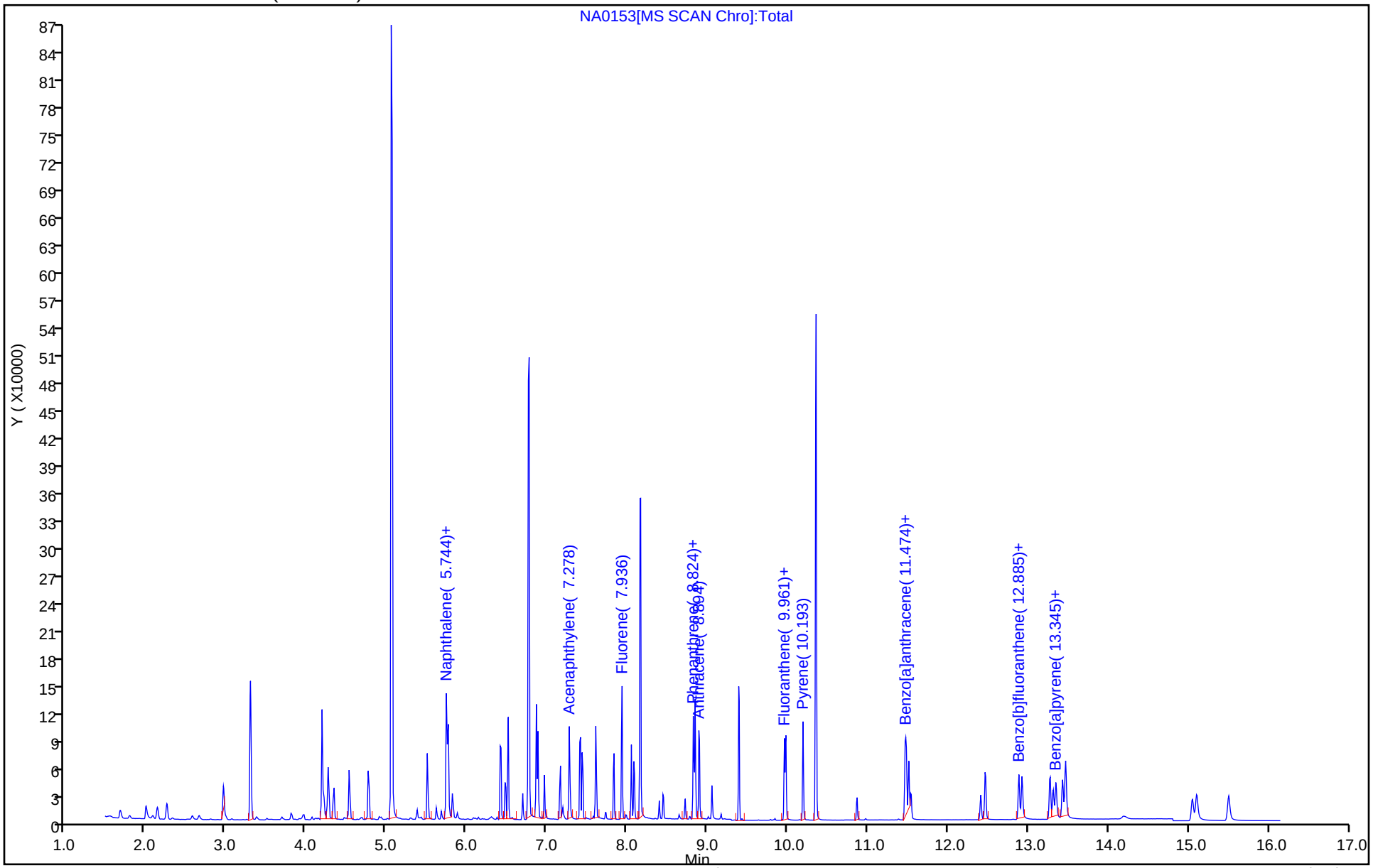

Eurofins Lancaster Laboratories Environment Testing, LLC

Recovery Report

Data File:	\\chromfs\Lancaster\ChromData\HP23263\20230109-74688.b\NA0153.D				
Lims ID:	LCS 410-333333/2-A				
Client ID:					
Sample Type:	LCS				
Inject. Date:	09-Jan-2023 05:03:30	ALS Bottle#:	4	Worklist Smp#:	4
Injection Vol:	1.0 ul	Dil. Factor:	1.0000		
Sample Info:	LCS 410-333333/2-A				
Misc. Info.:	410-0074688-004				
Operator ID:	jmg00346	Instrument ID:	HP23263		
Method:	\\chromfs\Lancaster\ChromData\HP23263\20230109-74688.b\8270_SIM_HP23263.m				
Limit Group:	MSSV - 8270D_E SIM				
Last Update:	09-Jan-2023 13:55:21	Calib Date:	05-Oct-2022 11:42:30		
Integrator:	Falcon	ID Type:	RT Order ID		
Quant Method:	Internal Standard	Quant By:	Initial Calibration		
Last ICal File:	\\chromfs\Lancaster\ChromData\HP23263\20221005-67959.b\NJ0026.D				
Column 1 :	DB-5MS 20m 0.25mm (0.25 mm)		Det: MS SCAN		
Process Host:	CTX1641				

First Level Reviewer: SJ89 Date: 09-Jan-2023 13:47:42

Compound	Amount Added	Amount Recovered	% Rec.
$ 9 1-Methylnaphthalene-d10	0.2500	0.1698	67.91
$ 24 Fluoranthene-d10 (Surr)	0.2500	0.1975	79.00
$ 36 Benzo(a)pyrene-d12 (Surr)	0.2500	0.1945	77.79

FORM I
GC/MS SEMI VOA ORGANICS ANALYSIS DATA SHEET

Lab Name: Eurofins Lancaster Laboratories Environment Testing, LLC
Job No.: 410-110319-1

SDG No.:

Client Sample ID:
Lab Sample ID: LCSD 410-330507/3-A

Matrix: Water
Lab File ID: ML0504.D

Analysis Method: 8270E SIM
Date Collected:

Extract. Method: 3510C
Date Extracted: 12/27/2022 16:45

Sample wt/vol: 250(mL)
Date Analyzed: 12/28/2022 05:47

Con. Extract Vol.: 1(mL)
Dilution Factor: 1

Injection Volume: 1(uL)
GC Column: DB-5MS 30m 0.25 ID: 0.25(mm)

% Moisture: % Solids:
GPC Cleanup:(Y/N) N

Cleanup Factor:
Level: (low/med) Low

Analysis Batch No.: 330631
Units: ug/L

CAS NO.	COMPOUND NAME	RESULT	Q	RL	MDL
83-32-9	Acenaphthene	0.812		0.050	0.010
208-96-8	Acenaphthylene	0.783		0.050	0.010
120-12-7	Anthracene	0.924		0.050	0.010
56-55-3	Benzo[a]anthracene	0.876		0.050	0.010
50-32-8	Benzo[a]pyrene	0.880		0.050	0.010
205-99-2	Benzo[b]fluoranthene	0.865		0.050	0.010
191-24-2	Benzo[g,h,i]perylene	0.940		0.050	0.010
207-08-9	Benzo[k]fluoranthene	0.916		0.050	0.010
218-01-9	Chrysene	0.886		0.050	0.010
53-70-3	Dibenz(a,h)anthracene	0.888		0.050	0.020
206-44-0	Fluoranthene	0.930		0.050	0.010
86-73-7	Fluorene	0.897		0.050	0.010
193-39-5	Indeno[1,2,3-cd]pyrene	0.971		0.050	0.020
91-20-3	Naphthalene	0.848		0.070	0.030
85-01-8	Phenanthrene	0.912		0.070	0.030
129-00-0	Pyrene	0.814		0.050	0.010

CAS NO.	SURROGATE	%REC	Q	LIMITS
63466-71-7	Benzo(a)pyrene-d12 (Surr)	89		10-110
38072-94-5	1-Methylnaphthalene-d10 (Surr)	87		36-111
93951-69-0	Fluoranthene-d10 (Surr)	89		47-128

Eurofins Lancaster Laboratories Environment Testing, LLC
Target Compound Quantitation Report

Data File: \\chromfs\Lancaster\ChromData\HP21585\20221228-74077.b\ML0504.D
Lims ID: LCSD 410-330507/3-A
Client ID:
Sample Type: LCSD
Inject. Date: 28-Dec-2022 05:47:30 ALS Bottle#: 0 Worklist Smp#: 5
Injection Vol: 1.0 ul Dil. Factor: 1.0000
Sample Info: LCSD 410-330507/3-A
Misc. Info.: 410-0074077-005
Operator ID: jmg00346 Instrument ID: HP21585

Method: \\chromfs\Lancaster\ChromData\HP21585\20221228-74077.b\8270_SIM_HP21585.m
Limit Group: MSSV - 8270D_E SIM
Last Update: 28-Dec-2022 13:46:34 Calib Date: 28-Jul-2022 21:32:00
Integrator: Falcon ID Type: Deconvolution ID
Quant Method: Internal Standard Quant By: Initial Calibration
Last ICal File: \\chromfs\Lancaster\ChromData\HP21585\20220728-62933.b\MG1356.D

Column 1 : DB-5MS 20m 0.25mm (0.25 mm) Det: MS SCAN
Process Host: CTX1637

First Level Reviewer: UJM0 Date: 28-Dec-2022 06:54:47

Compound	Sig	RT (min.)	Adj RT (min.)	Dlt RT (min.)	Q	Response	Cal Amt ug/ml	OnCol Amt ug/ml	Flags
* 4 1,4-Dichlorobenzene-d4	152	4.368	4.368	0.000	100	80362	0.2500	0.2500	
* 5 Naphthalene-d8	136	5.593	5.593	0.000	23	236509	0.2500	0.2500	M
6 Naphthalene	128	5.605	5.605	0.000	93	250492	0.2500	0.2119	
8 2-Methylnaphthalene	142	6.263	6.263	0.000	100	143068	0.2500	0.1965	
$ 9 1-Methylnaphthalene-d10	152	6.322	6.323	0.000	98	117251	0.2500	0.2169	
10 1-Methylnaphthalene	142	6.362	6.362	0.000	96	145523	0.2500	0.2141	M
12 Acenaphthylene	152	7.120	7.120	0.000	97	215867	0.2500	0.1959	
* 13 Acenaphthene-d10	164	7.258	7.258	0.000	85	136457	0.2500	0.2500	
14 Acenaphthene	154	7.288	7.288	0.000	87	138778	0.2500	0.2029	
17 Fluorene	166	7.773	7.774	-0.001	100	180381	0.2500	0.2242	
* 20 Phenanthrene-d10	188	8.663	8.663	0.000	95	256136	0.2500	0.2500	
21 Phenanthrene	178	8.687	8.687	0.000	100	280080	0.2500	0.2280	
22 Anthracene	178	8.734	8.734	0.000	100	264649	0.2500	0.2310	
$ 24 Fluoranthene-d10 (Surr)	212	9.799	9.799	0.000	97	239860	0.2500	0.2223	
25 Fluoranthene	202	9.817	9.818	0.000	99	309381	0.2500	0.2325	
26 Pyrene	202	10.031	10.024	-0.001	97	312803	0.2500	0.2035	
28 Benzo[a]anthracene	228	11.260	11.253	0.000	100	269680	0.2500	0.2190	
* 29 Chrysene-d12	240	11.268	11.276	-0.008	77	234798	0.2500	0.2500	
30 Chrysene	228	11.299	11.291	0.000	100	304843	0.2500	0.2215	
33 Benzo[b]fluoranthene	252	12.610	12.610	0.000	100	303117	0.2500	0.2163	
34 Benzo[k]fluoranthene	252	12.649	12.649	-0.001	100	342428	0.2500	0.2289	
$ 36 Benzo(a)pyrene-d12 (Surr)	264	13.017	13.024	-0.007	99	211144	0.2500	0.2214	
37 Benzo[a]pyrene	252	13.047	13.055	-0.008	100	281156	0.2500	0.2200	
* 38 Perylene-d12	264	13.132	13.132	0.000	99	257977	0.2500	0.2500	
40 Indeno[1,2,3-cd]pyrene	276	14.653	14.654	-0.001	99	263616	0.2500	0.2427	M
41 Dibenz(a,h)anthracene	278	14.696	14.696	0.000	94	280138	0.2500	0.2221	
42 Benzo[g,h,i]perylene	276	15.063	15.056	0.007	95	327164	0.2500	0.2350	

QC Flag Legend

Processing Flags

Review Flags

M - Manually Integrated

Reagents:

MSS_RVSIM_IS_00033	Amount Added: 10.00	Units: uL	Run Reagent

Report Date: 28-Dec-2022 18:53:43 Chrom Revision: 2.3 20-Dec-2022 14:14:06

Eurofins Lancaster Laboratories Environment Testing, LLC

Data File:	\\chromfs\Lancaster\ChromData\HP21585\20221228-74077.b\ML0504.D				
Injection Date:	28-Dec-2022 05:47:30	Instrument ID:	HP21585	Operator ID:	jmg00346
Lims ID:	LCSD 410-330507/3-A			Worklist Smp#:	5
Client ID:					
Injection Vol:	1.0 ul	Dil. Factor:	1.0000	ALS Bottle#:	0
Method:	8270_SIM_HP21585	Limit Group:	MSSV - 8270D_E SIM		

Column: DB-5MS 20m 0.25mm (0.25 mm)

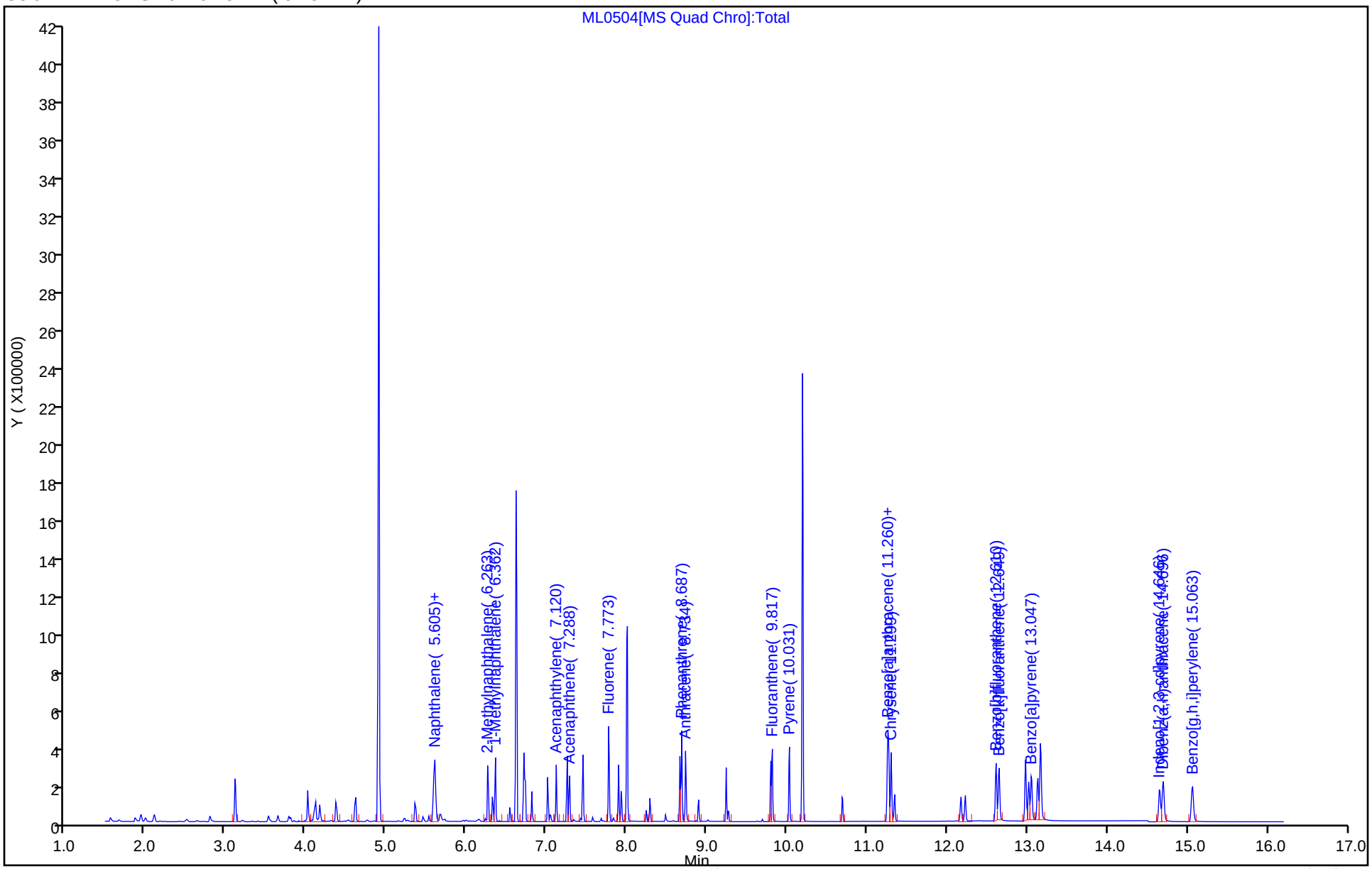

Eurofins Lancaster Laboratories Environment Testing, LLC

Recovery Report

Data File:	\\chromfs\Lancaster\ChromData\HP21585\20221228-74077.b\ML0504.D				
Lims ID:	LCSD 410-330507/3-A				
Client ID:					
Sample Type:	LCSD				
Inject. Date:	28-Dec-2022 05:47:30	ALS Bottle#:	0	Worklist Smp#:	5
Injection Vol:	1.0 ul	Dil. Factor:	1.0000		
Sample Info:	LCSD 410-330507/3-A				
Misc. Info.:	410-0074077-005				
Operator ID:	jmg00346	Instrument ID:	HP21585		

Method:	\\chromfs\Lancaster\ChromData\HP21585\20221228-74077.b\8270_SIM_HP21585.m		
Limit Group:	MSSV - 8270D_E SIM		
Last Update:	28-Dec-2022 13:46:34	Calib Date:	28-Jul-2022 21:32:00
Integrator:	Falcon	ID Type:	Deconvolution ID
Quant Method:	Internal Standard	Quant By:	Initial Calibration
Last ICal File:	\\chromfs\Lancaster\ChromData\HP21585\20220728-62933.b\MG1356.D		

Column 1 :	DB-5MS 20m 0.25mm (0.25 mm)	Det: MS SCAN
Process Host:	CTX1637	

First Level Reviewer: UJM0 Date: 28-Dec-2022 06:54:47

Compound	Amount Added	Amount Recovered	% Rec.
$ 9 1-Methylnaphthalene-d10	0.2500	0.2169	86.77
$ 24 Fluoranthene-d10 (Surr)	0.2500	0.2223	88.91
$ 36 Benzo(a)pyrene-d12 (Surr)	0.2500	0.2214	88.56

Manual Integration/User Assign Peak Report

Eurofins Lancaster Laboratories Environment Testing, LLC

Data File:	\\chromfs\Lancaster\ChromData\HP21585\20221228-74077.b\ML0504.D				
Injection Date:	28-Dec-2022 05:47:30	Instrument ID:	HP21585		
Lims ID:	LCSD 410-330507/3-A				
Client ID:					
Operator ID:	jmg00346	ALS Bottle#:	0	Worklist Smp#:	5
Injection Vol:	1.0 ul	Dil. Factor:	1.0000		
Method:	8270_SIM_HP21585	Limit Group:	MSSV - 8270D_E SIM		
Column:	DB-5MS 20m 0.25mm (0.25 mm)	Detector	MS SCAN		

40 Indeno[1,2,3-cd]pyrene, CAS: 193-39-5

Signal: 1

Processing Integration Results

RT: 14.65
Area: 341616
Amount: 0.314471
Amount Units: ug/ml

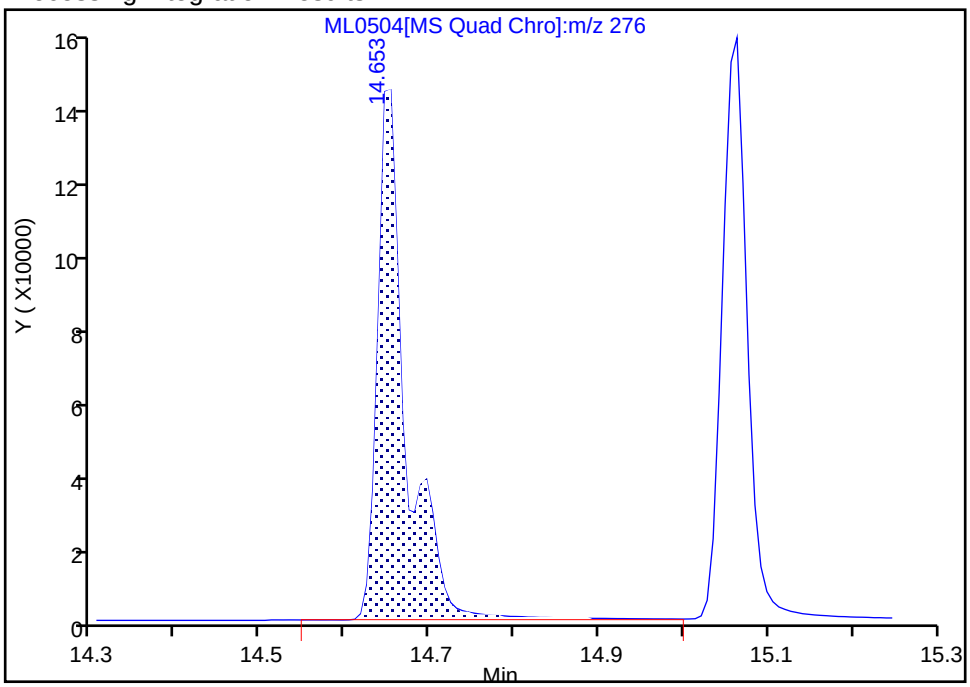

Manual Integration Results

RT: 14.65
Area: 263616
Amount: 0.242669
Amount Units: ug/ml

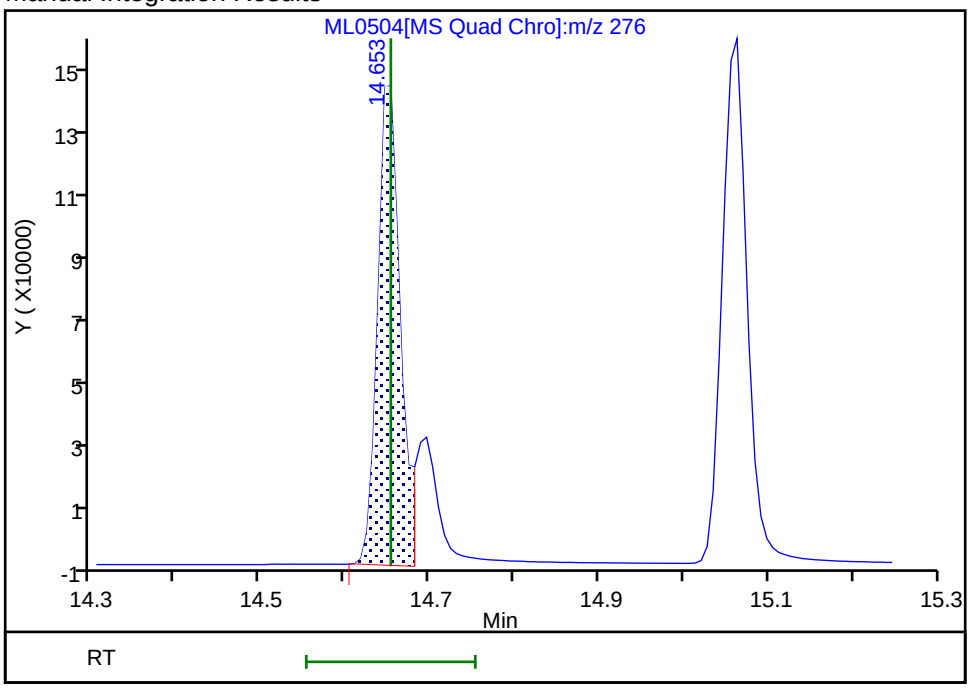

Reviewer: UJM0, 28-Dec-2022 06:54:09

Audit Action: Manually Integrated Audit Reason: Baseline

Manual Integration/User Assign Peak Report

Eurofins Lancaster Laboratories Environment Testing, LLC

Data File:	\\chromfs\Lancaster\ChromData\HP21585\20221228-74077.b\ML0504.D				
Injection Date:	28-Dec-2022 05:47:30	Instrument ID:	HP21585		
Lims ID:	LCSD 410-330507/3-A				
Client ID:					
Operator ID:	jmg00346	ALS Bottle#:	0	Worklist Smp#:	5
Injection Vol:	1.0 ul	Dil. Factor:	1.0000		
Method:	8270_SIM_HP21585	Limit Group:	MSSV - 8270D_E SIM		
Column:	DB-5MS 20m 0.25mm (0.25 mm)	Detector	MS SCAN		

* 5 Naphthalene-d8, CAS: 1146-65-2

Signal: 1

Processing Integration Results

RT: 5.63
Area: 25850
Amount: 0.250000
Amount Units: ug/ml

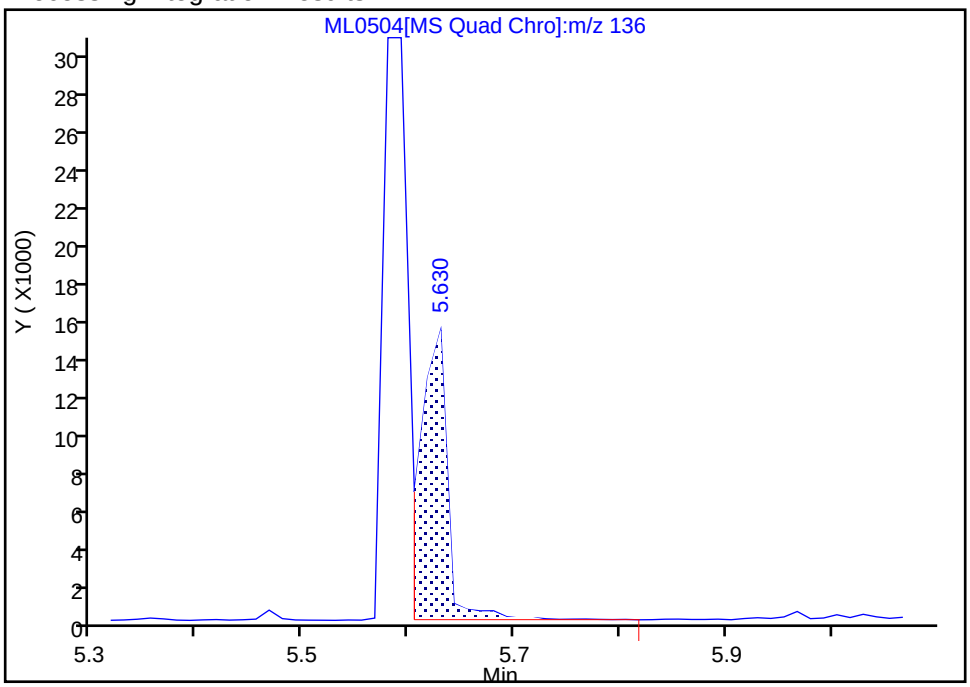

Manual Integration Results

RT: 5.59
Area: 236509
Amount: 0.250000
Amount Units: ug/ml

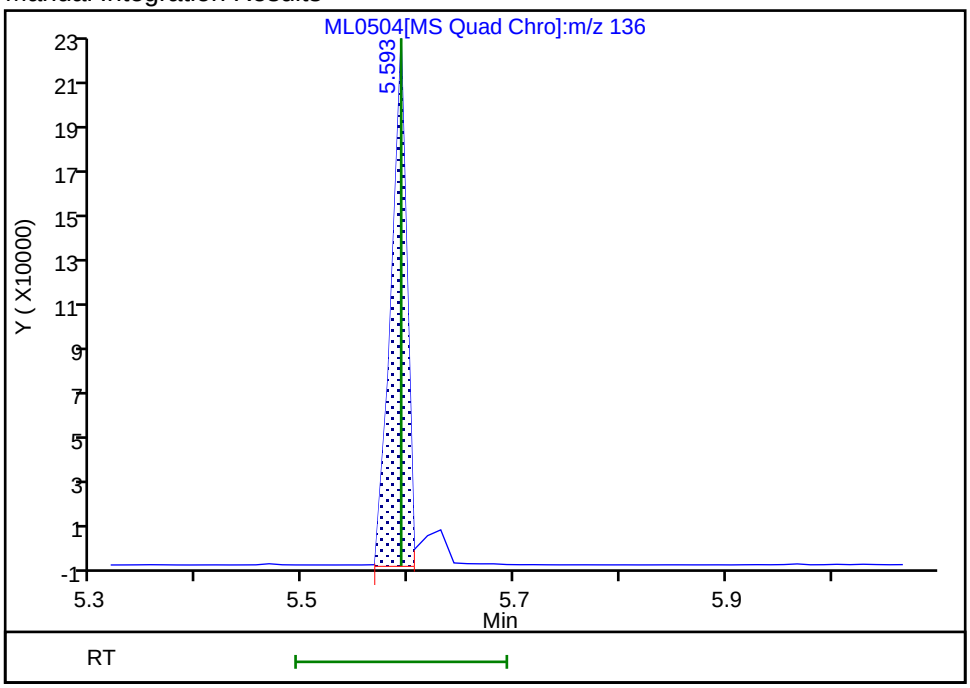

Reviewer: UJM0, 28-Dec-2022 06:53:33

Audit Action: Manually Integrated Audit Reason: Baseline

FORM I
GC/MS SEMI VOA ORGANICS ANALYSIS DATA SHEET

Lab Name: Eurofins Lancaster Laboratories Environment Testing, LLC
Job No.: 410-110319-1

SDG No.:

Client Sample ID: MW-10S-20221219 MS
Lab Sample ID: 410-110319-2 MS

Matrix: Groundwater
Lab File ID: NA0155.D

Analysis Method: 8270E SIM
Date Collected: 12/19/2022 13:55

Extract. Method: 3510C
Date Extracted: 01/06/2023 14:51

Sample wt/vol: 246.9(mL)
Date Analyzed: 01/09/2023 05:47

Con. Extract Vol.: 1(mL)
Dilution Factor: 1

Injection Volume: 1(uL)
GC Column: DB-5MS 30m 0.25 ID: 0.25(mm)

% Moisture: % Solids:
GPC Cleanup:(Y/N) N

Cleanup Factor:
Level: (low/med) Low

Analysis Batch No.: 333530
Units: ug/L

CAS NO.	COMPOUND NAME	RESULT	Q	RL	MDL
83-32-9	Acenaphthene	0.680		0.051	0.010
208-96-8	Acenaphthylene	0.720		0.051	0.010
120-12-7	Anthracene	0.848		0.051	0.010
56-55-3	Benzo[a]anthracene	0.772		0.051	0.010
50-32-8	Benzo[a]pyrene	0.687		0.051	0.010
205-99-2	Benzo[b]fluoranthene	0.651		0.051	0.010
191-24-2	Benzo[g,h,i]perylene	0.619		0.051	0.010
207-08-9	Benzo[k]fluoranthene	0.729		0.051	0.010
218-01-9	Chrysene	0.766		0.051	0.010
53-70-3	Dibenz(a,h)anthracene	0.589		0.051	0.020
206-44-0	Fluoranthene	0.844		0.051	0.010
86-73-7	Fluorene	0.724		0.051	0.010
193-39-5	Indeno[1,2,3-cd]pyrene	0.612		0.051	0.020
91-20-3	Naphthalene	0.657		0.071	0.030
85-01-8	Phenanthrene	0.776		0.071	0.030
129-00-0	Pyrene	0.758		0.051	0.010

CAS NO.	SURROGATE	%REC	Q	LIMITS
63466-71-7	Benzo(a)pyrene-d12 (Surr)	64		10-110
38072-94-5	1-Methylnaphthalene-d10 (Surr)	64		36-111
93951-69-0	Fluoranthene-d10 (Surr)	81		47-128

Eurofins Lancaster Laboratories Environment Testing, LLC
Target Compound Quantitation Report

Data File:	\\chromfs\Lancaster\ChromData\HP23263\20230109-74688.b\NA0155.D				
Lims ID:	410-110319-E-2-A MS RE				
Client ID:	MW-10S-20221219				
Sample Type:	MS				
Inject. Date:	09-Jan-2023 05:47:30	ALS Bottle#:	6	Worklist Smp#:	6
Injection Vol:	1.0 ul	Dil. Factor:	1.0000		
Sample Info:	410-110319-E-2-A MS				
Misc. Info.:	410-0074688-006				
Operator ID:	jmg00346	Instrument ID:	HP23263		
Method:	\\chromfs\Lancaster\ChromData\HP23263\20230109-74688.b\8270_SIM_HP23263.m				
Limit Group:	MSSV - 8270D_E SIM				
Last Update:	09-Jan-2023 13:55:21	Calib Date:	05-Oct-2022 11:42:30		
Integrator:	Falcon	ID Type:	RT Order ID		
Quant Method:	Internal Standard	Quant By:	Initial Calibration		
Last ICal File:	\\chromfs\Lancaster\ChromData\HP23263\20221005-67959.b\NJ0026.D				
Column 1 :	DB-5MS 20m 0.25mm (0.25 mm)		Det: MS SCAN		
Process Host:	CTX1641				

First Level Reviewer: SJ89 Date: 09-Jan-2023 13:49:17

Compound	Sig	RT (min.)	Adj RT (min.)	Dlt RT (min.)	Q	Response	Cal Amt ug/ml	OnCol Amt ug/ml	Flags
* 4 1,4-Dichlorobenzene-d4	152	4.531	4.544	-0.013	86	32018	0.2500	0.2500	
* 5 Naphthalene-d8	136	5.744	5.744	0.000	100	115128	0.2500	0.2500	
6 Naphthalene	128	5.769	5.769	0.000	99	75611	0.2500	0.1621	
$ 9 1-Methylnaphthalene-d10	152	6.486	6.478	0.007	98	33854	0.2500	0.1599	
12 Acenaphthylene	152	7.277	7.280	-0.003	99	70422	0.2500	0.1778	
* 13 Acenaphthene-d10	164	7.418	7.420	-0.002	96	47388	0.2500	0.2500	
14 Acenaphthene	154	7.438	7.440	-0.002	96	39965	0.2500	0.1679	
17 Fluorene	166	7.936	7.936	-0.002	99	46932	0.2500	0.1787	
* 20 Phenanthrene-d10	188	8.824	8.827	-0.002	100	76999	0.2500	0.2500	
21 Phenanthrene	178	8.847	8.847	-0.003	100	69940	0.2500	0.1917	
22 Anthracene	178	8.894	8.896	-0.002	99	70747	0.2500	0.2094	
$ 24 Fluoranthene-d10 (Surr)	212	9.961	9.962	-0.004	97	56877	0.2500	0.2026	
25 Fluoranthene	202	9.980	9.978	0.003	97	70396	0.2500	0.2084	
26 Pyrene	202	10.193	10.191	-0.004	96	74085	0.2500	0.1871	
28 Benzo[a]anthracene	228	11.466	11.472	-0.006	99	55075	0.2500	0.1907	
* 29 Chrysene-d12	240	11.482	11.487	-0.005	89	53030	0.2500	0.2500	
30 Chrysene	228	11.512	11.510	0.002	100	56823	0.2500	0.1892	
33 Benzo[b]fluoranthene	252	12.885	12.893	0.002	100	47913	0.2500	0.1607	
34 Benzo[k]fluoranthene	252	12.924	12.923	-0.005	100	59023	0.2500	0.1801	
$ 36 Benzo(a)pyrene-d12 (Surr)	264	13.315	13.307	0.003	97	31618	0.2500	0.1594	
37 Benzo[a]pyrene	252	13.345	13.345	-0.006	100	45299	0.2500	0.1696	
* 38 Perylene-d12	264	13.430	13.435	-0.005	97	51661	0.2500	0.2500	
40 Indeno[1,2,3-cd]pyrene	276	15.050	15.057	0.002	96	32059	0.2500	0.1512	
41 Dibenz(a,h)anthracene	278	15.100	15.098	-0.004	97	32782	0.2500	0.1454	
42 Benzo[g,h,i]perylene	276	15.503	15.509	0.003	98	39886	0.2500	0.1529	

QC Flag Legend

Processing Flags

Reagents:

MSS_RVSIM_IS_00032 Amount Added: 10.00 Units: uL Run Reagent

Report Date: 09-Jan-2023 13:55:44 Chrom Revision: 2.3 20-Dec-2022 14:14:06

Eurofins Lancaster Laboratories Environment Testing, LLC

Data File:	\\chromfs\Lancaster\ChromData\HP23263\20230109-74688.b\NA0155.D				
Injection Date:	09-Jan-2023 05:47:30	Instrument ID:	HP23263	Operator ID:	jmg00346
Lims ID:	410-110319-E-2-A MS RE			Worklist Smp#:	6
Client ID:	MW-10S-20221219				
Injection Vol:	1.0 ul	Dil. Factor:	1.0000	ALS Bottle#:	6
Method:	8270_SIM_HP23263	Limit Group:	MSSV - 8270D_E SIM		

Column: DB-5MS 20m 0.25mm (0.25 mm)

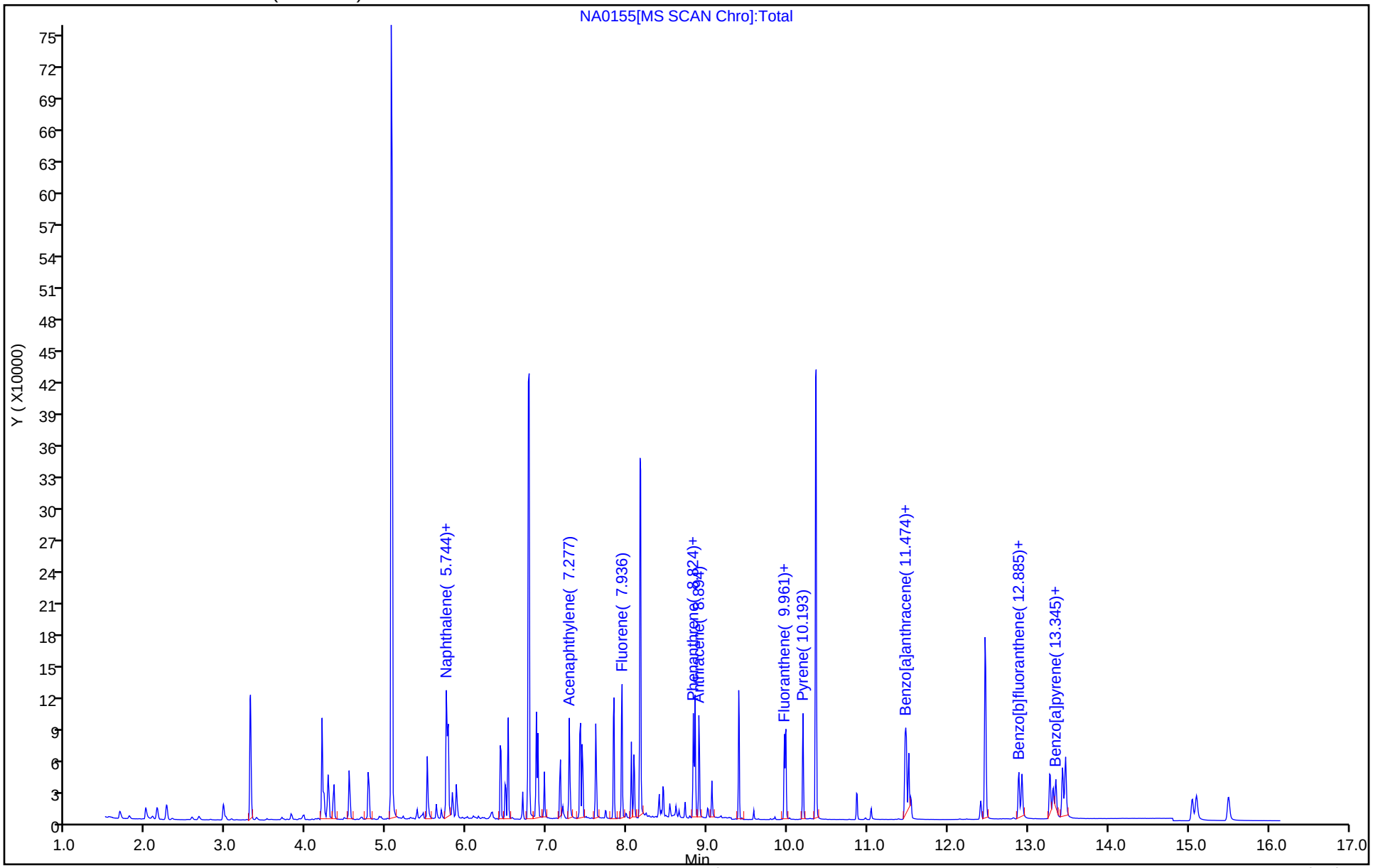

Eurofins Lancaster Laboratories Environment Testing, LLC

Recovery Report

Data File:	\\chromfs\Lancaster\ChromData\HP23263\20230109-74688.b\NA0155.D				
Lims ID:	410-110319-E-2-A MS RE				
Client ID:	MW-10S-20221219				
Sample Type:	MS				
Inject. Date:	09-Jan-2023 05:47:30	ALS Bottle#:	6	Worklist Smp#:	6
Injection Vol:	1.0 ul	Dil. Factor:	1.0000		
Sample Info:	410-110319-E-2-A MS				
Misc. Info.:	410-0074688-006				
Operator ID:	jmg00346	Instrument ID:	HP23263		
Method:	\\chromfs\Lancaster\ChromData\HP23263\20230109-74688.b\8270_SIM_HP23263.m				
Limit Group:	MSSV - 8270D_E SIM				
Last Update:	09-Jan-2023 13:55:21	Calib Date:	05-Oct-2022 11:42:30		
Integrator:	Falcon	ID Type:	RT Order ID		
Quant Method:	Internal Standard	Quant By:	Initial Calibration		
Last ICal File:	\\chromfs\Lancaster\ChromData\HP23263\20221005-67959.b\NJ0026.D				
Column 1 :	DB-5MS 20m 0.25mm (0.25 mm)		Det: MS SCAN		
Process Host:	CTX1641				

First Level Reviewer: SJ89 Date: 09-Jan-2023 13:49:17

Compound	Amount Added	Amount Recovered	% Rec.
$ 9 1-Methylnaphthalene-d10	0.2500	0.1599	63.95
$ 24 Fluoranthene-d10 (Surr)	0.2500	0.2026	81.05
$ 36 Benzo(a)pyrene-d12 (Surr)	0.2500	0.1594	63.76

FORM I
GC/MS SEMI VOA ORGANICS ANALYSIS DATA SHEET

Lab Name: Eurofins Lancaster Laboratories Environment Testing, LLC
Job No.: 410-110319-1

SDG No.:

Client Sample ID: MW-10S-20221219 MSD
Lab Sample ID: 410-110319-2 MSD

Matrix: Groundwater
Lab File ID: NA0156.D

Analysis Method: 8270E SIM
Date Collected: 12/19/2022 13:55

Extract. Method: 3510C
Date Extracted: 01/06/2023 14:51

Sample wt/vol: 247.5(mL)
Date Analyzed: 01/09/2023 06:08

Con. Extract Vol.: 1(mL)
Dilution Factor: 1

Injection Volume: 1(uL)
GC Column: DB-5MS 30m 0.25 ID: 0.25(mm)

% Moisture: % Solids:
GPC Cleanup:(Y/N) N

Cleanup Factor:
Level: (low/med) Low

Analysis Batch No.: 333530
Units: ug/L

CAS NO.	COMPOUND NAME	RESULT	Q	RL	MDL
83-32-9	Acenaphthene	0.746		0.051	0.010
208-96-8	Acenaphthylene	0.787		0.051	0.010
120-12-7	Anthracene	0.884		0.051	0.010
56-55-3	Benzo[a]anthracene	0.819		0.051	0.010
50-32-8	Benzo[a]pyrene	0.695		0.051	0.010
205-99-2	Benzo[b]fluoranthene	0.690		0.051	0.010
191-24-2	Benzo[g,h,i]perylene	0.614		0.051	0.010
207-08-9	Benzo[k]fluoranthene	0.723		0.051	0.010
218-01-9	Chrysene	0.822		0.051	0.010
53-70-3	Dibenz(a,h)anthracene	0.627		0.051	0.020
206-44-0	Fluoranthene	0.891		0.051	0.010
86-73-7	Fluorene	0.757		0.051	0.010
193-39-5	Indeno[1,2,3-cd]pyrene	0.635		0.051	0.020
91-20-3	Naphthalene	0.672		0.071	0.030
85-01-8	Phenanthrene	0.852		0.071	0.030
129-00-0	Pyrene	0.772		0.051	0.010

CAS NO.	SURROGATE	%REC	Q	LIMITS
63466-71-7	Benzo(a)pyrene-d12 (Surr)	65		10-110
38072-94-5	1-Methylnaphthalene-d10 (Surr)	71		36-111
93951-69-0	Fluoranthene-d10 (Surr)	86		47-128

Eurofins Lancaster Laboratories Environment Testing, LLC
Target Compound Quantitation Report

Data File:	\\chromfs\Lancaster\ChromData\HP23263\20230109-74688.b\NA0156.D				
Lims ID:	410-110319-E-2-B MSD RE				
Client ID:	MW-10S-20221219				
Sample Type:	MSD				
Inject. Date:	09-Jan-2023 06:08:30	ALS Bottle#:	7	Worklist Smp#:	7
Injection Vol:	1.0 ul	Dil. Factor:	1.0000		
Sample Info:	410-110319-E-2-B MSD				
Misc. Info.:	410-0074688-007				
Operator ID:	jmg00346	Instrument ID:	HP23263		
Method:	\\chromfs\Lancaster\ChromData\HP23263\20230109-74688.b\8270_SIM_HP23263.m				
Limit Group:	MSSV - 8270D_E SIM				
Last Update:	09-Jan-2023 13:55:21	Calib Date:	05-Oct-2022 11:42:30		
Integrator:	Falcon	ID Type:	RT Order ID		
Quant Method:	Internal Standard	Quant By:	Initial Calibration		
Last ICal File:	\\chromfs\Lancaster\ChromData\HP23263\20221005-67959.b\NJ0026.D				
Column 1 :	DB-5MS 20m 0.25mm (0.25 mm)		Det: MS SCAN		
Process Host:	CTX1641				

First Level Reviewer: SJ89 Date: 09-Jan-2023 13:49:28

Compound	Sig	RT (min.)	Adj RT (min.)	Dlt RT (min.)	Q	Response	Cal Amt ug/ml	OnCol Amt ug/ml	Flags
* 4 1,4-Dichlorobenzene-d4	152	4.531	4.544	-0.013	85	33185	0.2500	0.2500	
* 5 Naphthalene-d8	136	5.744	5.744	0.000	100	123255	0.2500	0.2500	
6 Naphthalene	128	5.769	5.769	0.000	88	83062	0.2500	0.1663	
$ 9 1-Methylnaphthalene-d10	152	6.479	6.478	0.000	100	40366	0.2500	0.1780	
12 Acenaphthylene	152	7.280	7.280	0.000	99	78784	0.2500	0.1948	
* 13 Acenaphthene-d10	164	7.410	7.420	-0.010	85	48394	0.2500	0.2500	
14 Acenaphthene	154	7.440	7.440	0.000	97	44880	0.2500	0.1846	
17 Fluorene	166	7.931	7.936	-0.007	96	50263	0.2500	0.1874	
* 20 Phenanthrene-d10	188	8.826	8.827	0.000	100	72581	0.2500	0.2500	
21 Phenanthrene	178	8.850	8.847	0.000	100	72535	0.2500	0.2109	
22 Anthracene	178	8.896	8.896	0.000	100	69690	0.2500	0.2188	
$ 24 Fluoranthene-d10 (Surr)	212	9.959	9.962	-0.006	99	56642	0.2500	0.2141	
25 Fluoranthene	202	9.977	9.978	0.000	98	70237	0.2500	0.2206	
26 Pyrene	202	10.191	10.191	-0.006	98	73489	0.2500	0.1911	
28 Benzo[a]anthracene	228	11.472	11.472	0.000	95	56814	0.2500	0.2026	
* 29 Chrysene-d12	240	11.479	11.487	-0.008	96	51501	0.2500	0.2500	
30 Chrysene	228	11.510	11.510	0.000	100	59342	0.2500	0.2034	
33 Benzo[b]fluoranthene	252	12.883	12.893	0.000	100	48774	0.2500	0.1707	
34 Benzo[k]fluoranthene	252	12.921	12.923	-0.008	100	56198	0.2500	0.1789	
$ 36 Benzo(a)pyrene-d12 (Surr)	264	13.312	13.307	0.000	98	30940	0.2500	0.1628	
37 Benzo[a]pyrene	252	13.351	13.345	0.000	100	44061	0.2500	0.1721	
* 38 Perylene-d12	264	13.427	13.435	-0.008	98	49511	0.2500	0.2500	
40 Indeno[1,2,3-cd]pyrene	276	15.048	15.057	0.000	96	31916	0.2500	0.1571	
41 Dibenz(a,h)anthracene	278	15.104	15.098	0.000	96	33547	0.2500	0.1553	
42 Benzo[g,h,i]perylene	276	15.500	15.509	0.000	98	38007	0.2500	0.1520	

QC Flag Legend

Processing Flags

Reagents:

MSS_RVSIM_IS_00032 Amount Added: 10.00 Units: uL Run Reagent

Report Date: 09-Jan-2023 13:55:45 Chrom Revision: 2.3 20-Dec-2022 14:14:06

Eurofins Lancaster Laboratories Environment Testing, LLC

Data File:	\\chromfs\Lancaster\ChromData\HP23263\20230109-74688.b\NA0156.D				
Injection Date:	09-Jan-2023 06:08:30	Instrument ID:	HP23263	Operator ID:	jmg00346
Lims ID:	410-110319-E-2-B MSD RE			Worklist Smp#:	7
Client ID:	MW-10S-20221219				
Injection Vol:	1.0 ul	Dil. Factor:	1.0000	ALS Bottle#:	7
Method:	8270_SIM_HP23263	Limit Group:	MSSV - 8270D_E SIM		

Column: DB-5MS 20m 0.25mm (0.25 mm)

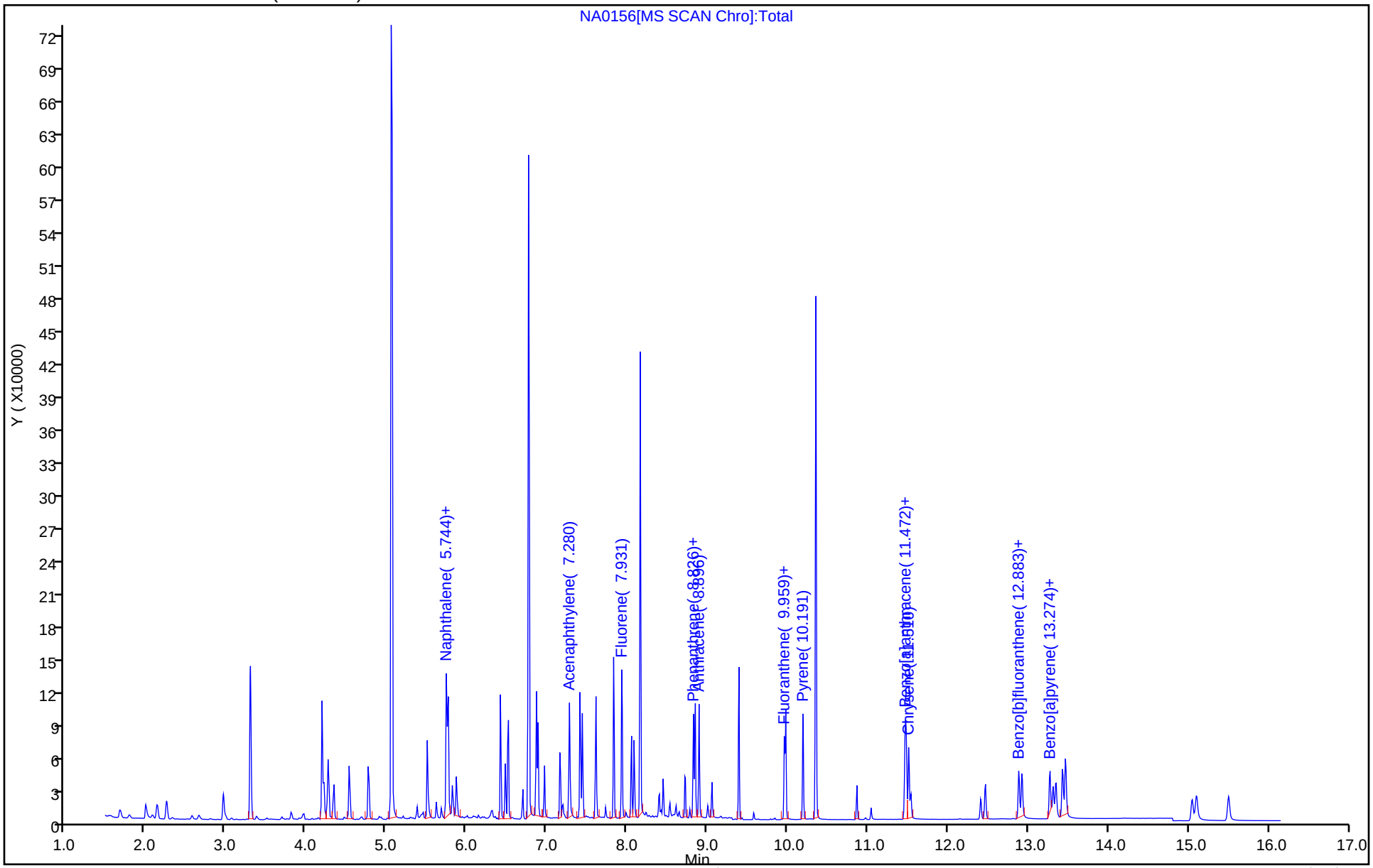

Eurofins Lancaster Laboratories Environment Testing, LLC

Recovery Report

Data File:	\\chromfs\Lancaster\ChromData\HP23263\20230109-74688.b\NA0156.D				
Lims ID:	410-110319-E-2-B MSD RE				
Client ID:	MW-10S-20221219				
Sample Type:	MSD				
Inject. Date:	09-Jan-2023 06:08:30	ALS Bottle#:	7	Worklist Smp#:	7
Injection Vol:	1.0 ul	Dil. Factor:	1.0000		
Sample Info:	410-110319-E-2-B MSD				
Misc. Info.:	410-0074688-007				
Operator ID:	jmg00346	Instrument ID:	HP23263		
Method:	\\chromfs\Lancaster\ChromData\HP23263\20230109-74688.b\8270_SIM_HP23263.m				
Limit Group:	MSSV - 8270D_E SIM				
Last Update:	09-Jan-2023 13:55:21	Calib Date:	05-Oct-2022 11:42:30		
Integrator:	Falcon	ID Type:	RT Order ID		
Quant Method:	Internal Standard	Quant By:	Initial Calibration		
Last ICal File:	\\chromfs\Lancaster\ChromData\HP23263\20221005-67959.b\NJ0026.D				
Column 1 :	DB-5MS 20m 0.25mm (0.25 mm)		Det: MS SCAN		
Process Host:	CTX1641				

First Level Reviewer: SJ89 Date: 09-Jan-2023 13:49:28

Compound	Amount Added	Amount Recovered	% Rec.
$ 9 1-Methylnaphthalene-d10	0.2500	0.1780	71.22
$ 24 Fluoranthene-d10 (Surr)	0.2500	0.2141	85.63
$ 36 Benzo(a)pyrene-d12 (Surr)	0.2500	0.1628	65.11

GC/MS SEMI VOA ANALYSIS RUN LOG

Lab Name: Eurofins Lancaster Laboratories Enviror Job No.: 410-110319-1

SDG No.:

Instrument ID: HP21585 Start Date: 07/28/2022 18:23

Analysis Batch Number: 280637 End Date: 07/28/2022 22:36

LAB SAMPLE ID	CLIENT SAMPLE ID	DATE ANALYZED	DILUTION FACTOR	LAB FILE ID	COLUMN ID
DFTPP 410-280637/1		07/28/2022 18:23	1	MG1350.D	DB-5MS 30m 0.25 0.25(mm)
ICIS 410-280637/2		07/28/2022 19:23	1	MG1351b.D	DB-5MS 30m 0.25 0.25(mm)
IC 410-280637/3		07/28/2022 20:06	1	MG1352.D	DB-5MS 30m 0.25 0.25(mm)
IC 410-280637/4		07/28/2022 20:27	1	MG1353.D	DB-5MS 30m 0.25 0.25(mm)
IC 410-280637/5		07/28/2022 20:49	1	MG1354.D	DB-5MS 30m 0.25 0.25(mm)
IC 410-280637/6		07/28/2022 21:10	1	MG1355.D	DB-5MS 30m 0.25 0.25(mm)
IC 410-280637/7		07/28/2022 21:32	1	MG1356.D	DB-5MS 30m 0.25 0.25(mm)
ICVL 410-280637/8		07/28/2022 21:53	1		DB-5MS 30m 0.25 0.25(mm)
ICV 410-280637/9		07/28/2022 22:14	1	MG1358.D	DB-5MS 30m 0.25 0.25(mm)
ICV 410-280637/10		07/28/2022 22:36	1		DB-5MS 30m 0.25 0.25(mm)

GC/MS SEMI VOA ANALYSIS RUN LOG

Lab Name: Eurofins Lancaster Laboratories Enviror Job No.: 410-110319-1

SDG No.:

Instrument ID: HP21585 Start Date: 12/28/2022 03:44

Analysis Batch Number: 330631 End Date: 12/28/2022 14:23

LAB SAMPLE ID	CLIENT SAMPLE ID	DATE ANALYZED	DILUTION FACTOR	LAB FILE ID	COLUMN ID
DFTPP 410-330631/1		12/28/2022 03:44	1	ML0500.D	DB-5MS 30m 0.25 0.25(mm)
CCVIS 410-330631/2		12/28/2022 04:31	1	ML0501a.D	DB-5MS 30m 0.25 0.25(mm)
MB 410-330507/1-A		12/28/2022 05:04	1	ML0502.D	DB-5MS 30m 0.25 0.25(mm)
LCS 410-330507/2-A		12/28/2022 05:26	1	ML0503.D	DB-5MS 30m 0.25 0.25(mm)
LCSD 410-330507/3-A		12/28/2022 05:47	1	ML0504.D	DB-5MS 30m 0.25 0.25(mm)
ZZZZZ		12/28/2022 06:09	1		DB-5MS 30m 0.25 0.25(mm)
ZZZZZ		12/28/2022 06:30	1		DB-5MS 30m 0.25 0.25(mm)
ZZZZZ		12/28/2022 06:52	1		DB-5MS 30m 0.25 0.25(mm)
ZZZZZ		12/28/2022 07:13	1		DB-5MS 30m 0.25 0.25(mm)
ZZZZZ		12/28/2022 07:35	1		DB-5MS 30m 0.25 0.25(mm)
410-110319-5	MW-7S-20221220	12/28/2022 07:56	1	ML0510.D	DB-5MS 30m 0.25 0.25(mm)
410-110319-6	MW-14S-20221220	12/28/2022 08:18	1	ML0511.D	DB-5MS 30m 0.25 0.25(mm)
410-110319-7	MW-12S-20221220	12/28/2022 08:39	1	ML0512.D	DB-5MS 30m 0.25 0.25(mm)
410-110319-8	MW-12D-20221220	12/28/2022 09:01	1	ML0513.D	DB-5MS 30m 0.25 0.25(mm)
410-110319-9	MW-11S-20221220	12/28/2022 09:22	1	ML0514.D	DB-5MS 30m 0.25 0.25(mm)
410-110319-10	MW-4S-20221220	12/28/2022 09:44	1	ML0515.D	DB-5MS 30m 0.25 0.25(mm)
410-110319-11	MW-3-20221220	12/28/2022 10:05	1	ML0516.D	DB-5MS 30m 0.25 0.25(mm)
410-110319-12	MW-13S-20221220	12/28/2022 10:27	1	ML0517.D	DB-5MS 30m 0.25 0.25(mm)
410-110319-13	MW-13D-20221220	12/28/2022 10:48	1	ML0518.D	DB-5MS 30m 0.25 0.25(mm)
410-110319-14	DUP-20221220	12/28/2022 11:10	1	ML0519.D	DB-5MS 30m 0.25 0.25(mm)
410-110319-9 DL	MW-11S-20221220 DL	12/28/2022 11:31	10	ML0514a.D	DB-5MS 30m 0.25 0.25(mm)
ZZZZZ		12/28/2022 11:53	1		DB-5MS 30m 0.25 0.25(mm)
ZZZZZ		12/28/2022 12:14	1		DB-5MS 30m 0.25 0.25(mm)
ZZZZZ		12/28/2022 12:36	1		DB-5MS 30m 0.25 0.25(mm)
ZZZZZ		12/28/2022 12:57	1		DB-5MS 30m 0.25 0.25(mm)
ZZZZZ		12/28/2022 13:40	1		DB-5MS 30m 0.25 0.25(mm)
ZZZZZ		12/28/2022 14:02	1		DB-5MS 30m 0.25 0.25(mm)
ZZZZZ		12/28/2022 14:23	1		DB-5MS 30m 0.25 0.25(mm)

GC/MS SEMI VOA ANALYSIS RUN LOG

Lab Name: Eurofins Lancaster Laboratories Enviror Job No.: 410-110319-1

SDG No.:

Instrument ID: HP23263 Start Date: 10/05/2022 09:35

Analysis Batch Number: 303206 End Date: 10/05/2022 12:47

LAB SAMPLE ID	CLIENT SAMPLE ID	DATE ANALYZED	DILUTION FACTOR	LAB FILE ID	COLUMN ID
DFTPP 410-303206/1		10/05/2022 09:35	1	NJ0020.D	DB-5MS 30m 0.25 0.25(mm)
ICIS 410-303206/2		10/05/2022 09:51	1	NJ0021.D	DB-5MS 30m 0.25 0.25(mm)
IC 410-303206/3		10/05/2022 10:15	1	NJ0022.D	DB-5MS 30m 0.25 0.25(mm)
IC 410-303206/4		10/05/2022 10:37	1	NJ0023.D	DB-5MS 30m 0.25 0.25(mm)
IC 410-303206/5		10/05/2022 10:59	1	NJ0024.D	DB-5MS 30m 0.25 0.25(mm)
IC 410-303206/6		10/05/2022 11:20	1	NJ0025.D	DB-5MS 30m 0.25 0.25(mm)
IC 410-303206/7		10/05/2022 11:42	1	NJ0026.D	DB-5MS 30m 0.25 0.25(mm)
ICVL 410-303206/8		10/05/2022 12:04	1		DB-5MS 30m 0.25 0.25(mm)
ICV 410-303206/9		10/05/2022 12:25	1	NJ0028.D	DB-5MS 30m 0.25 0.25(mm)
ICV 410-303206/10		10/05/2022 12:47	1		DB-5MS 30m 0.25 0.25(mm)

GC/MS SEMI VOA ANALYSIS RUN LOG

Lab Name: Eurofins Lancaster Laboratories Enviror Job No.: 410-110319-1

SDG No.:

Instrument ID: HP23263 Start Date: 12/29/2022 03:35

Analysis Batch Number: 331032 End Date: 12/29/2022 15:28

LAB SAMPLE ID	CLIENT SAMPLE ID	DATE ANALYZED	DILUTION FACTOR	LAB FILE ID	COLUMN ID
DFTPP 410-331032/1		12/29/2022 03:35	1	NL1200.D	DB-5MS 30m 0.25 0.25(mm)
CCVIS 410-331032/2		12/29/2022 03:50	1	NL1201.D	DB-5MS 30m 0.25 0.25(mm)
ZZZZZ		12/29/2022 04:16	1		DB-5MS 30m 0.25 0.25(mm)
ZZZZZ		12/29/2022 04:38	1		DB-5MS 30m 0.25 0.25(mm)
ZZZZZ		12/29/2022 04:59	1		DB-5MS 30m 0.25 0.25(mm)
410-110319-10 DL	MW-4S-20221220 DL	12/29/2022 05:21	10	NL1205.D	DB-5MS 30m 0.25 0.25(mm)
410-110319-11 DL	MW-3-20221220 DL	12/29/2022 05:43	10	NL1206.D	DB-5MS 30m 0.25 0.25(mm)
410-110319-14 DL	DUP-20221220 DL	12/29/2022 06:05	10	NL1207.D	DB-5MS 30m 0.25 0.25(mm)
ZZZZZ		12/29/2022 06:26	10		DB-5MS 30m 0.25 0.25(mm)
ZZZZZ		12/29/2022 06:48	1		DB-5MS 30m 0.25 0.25(mm)
ZZZZZ		12/29/2022 07:10	1		DB-5MS 30m 0.25 0.25(mm)
ZZZZZ		12/29/2022 07:31	1		DB-5MS 30m 0.25 0.25(mm)
ZZZZZ		12/29/2022 07:53	1		DB-5MS 30m 0.25 0.25(mm)
ZZZZZ		12/29/2022 08:15	1		DB-5MS 30m 0.25 0.25(mm)
ZZZZZ		12/29/2022 08:36	1		DB-5MS 30m 0.25 0.25(mm)
ZZZZZ		12/29/2022 08:58	1		DB-5MS 30m 0.25 0.25(mm)
ZZZZZ		12/29/2022 09:20	1		DB-5MS 30m 0.25 0.25(mm)
ZZZZZ		12/29/2022 09:41	1		DB-5MS 30m 0.25 0.25(mm)
ZZZZZ		12/29/2022 10:03	1		DB-5MS 30m 0.25 0.25(mm)
ZZZZZ		12/29/2022 11:30	1		DB-5MS 30m 0.25 0.25(mm)
ZZZZZ		12/29/2022 11:51	1		DB-5MS 30m 0.25 0.25(mm)
ZZZZZ		12/29/2022 12:35	1		DB-5MS 30m 0.25 0.25(mm)
ZZZZZ		12/29/2022 12:56	1		DB-5MS 30m 0.25 0.25(mm)
ZZZZZ		12/29/2022 13:18	1		DB-5MS 30m 0.25 0.25(mm)
ZZZZZ		12/29/2022 13:40	1		DB-5MS 30m 0.25 0.25(mm)
ZZZZZ		12/29/2022 14:01	1		DB-5MS 30m 0.25 0.25(mm)
ZZZZZ		12/29/2022 14:23	1		DB-5MS 30m 0.25 0.25(mm)
ZZZZZ		12/29/2022 14:45	1		DB-5MS 30m 0.25 0.25(mm)
ZZZZZ		12/29/2022 15:06	1		DB-5MS 30m 0.25 0.25(mm)
ZZZZZ		12/29/2022 15:28	1		DB-5MS 30m 0.25 0.25(mm)

GC/MS SEMI VOA ANALYSIS RUN LOG

Lab Name: Eurofins Lancaster Laboratories Enviror Job No.: 410-110319-1

SDG No.:

Instrument ID: HP23263 Start Date: 01/03/2023 07:06

Analysis Batch Number: 331907 End Date: 01/03/2023 11:45

LAB SAMPLE ID	CLIENT SAMPLE ID	DATE ANALYZED	DILUTION FACTOR	LAB FILE ID	COLUMN ID
DFTPP 410-331907/1		01/03/2023 07:06	1	NA0020.D	DB-5MS 30m 0.25 0.25(mm)
CCVIS 410-331907/2		01/03/2023 07:23	1	NA0021.D	DB-5MS 30m 0.25 0.25(mm)
MB 410-331675/1-A		01/03/2023 07:47	1	NA0022.D	DB-5MS 30m 0.25 0.25(mm)
LCS 410-331675/2-A		01/03/2023 08:09	1	NA0023.D	DB-5MS 30m 0.25 0.25(mm)
ZZZZZ		01/03/2023 08:31	1		DB-5MS 30m 0.25 0.25(mm)
ZZZZZ		01/03/2023 08:52	1		DB-5MS 30m 0.25 0.25(mm)
ZZZZZ		01/03/2023 09:14	1		DB-5MS 30m 0.25 0.25(mm)
ZZZZZ		01/03/2023 09:35	1		DB-5MS 30m 0.25 0.25(mm)
ZZZZZ		01/03/2023 09:57	1		DB-5MS 30m 0.25 0.25(mm)
ZZZZZ		01/03/2023 10:19	1		DB-5MS 30m 0.25 0.25(mm)
ZZZZZ		01/03/2023 10:40	1		DB-5MS 30m 0.25 0.25(mm)
ZZZZZ		01/03/2023 11:02	1		DB-5MS 30m 0.25 0.25(mm)
410-110319-3	FB-20221219	01/03/2023 11:24	1	NA0032.D	DB-5MS 30m 0.25 0.25(mm)
ZZZZZ		01/03/2023 11:45	1		DB-5MS 30m 0.25 0.25(mm)

GC/MS SEMI VOA ANALYSIS RUN LOG

Lab Name: Eurofins Lancaster Laboratories Enviror Job No.: 410-110319-1

SDG No.:

Instrument ID: HP23263 Start Date: 01/09/2023 03:55

Analysis Batch Number: 333530 End Date: 01/09/2023 09:45

LAB SAMPLE ID	CLIENT SAMPLE ID	DATE ANALYZED	DILUTION FACTOR	LAB FILE ID	COLUMN ID
DFTPP 410-333530/1		01/09/2023 03:55	1	NA0150.D	DB-5MS 30m 0.25 0.25(mm)
CCVIS 410-333530/2		01/09/2023 04:14	1	NA0151.D	DB-5MS 30m 0.25 0.25(mm)
MB 410-333333/1-A		01/09/2023 04:41	1	NA0152.D	DB-5MS 30m 0.25 0.25(mm)
LCS 410-333333/2-A		01/09/2023 05:03	1	NA0153.D	DB-5MS 30m 0.25 0.25(mm)
410-110319-2	MW-10S-20221219	01/09/2023 05:25	1	NA0154.D	DB-5MS 30m 0.25 0.25(mm)
410-110319-2 MS	MW-10S-20221219 MS	01/09/2023 05:47	1	NA0155.D	DB-5MS 30m 0.25 0.25(mm)
410-110319-2 MSD	MW-10S-20221219 MSD	01/09/2023 06:08	1	NA0156.D	DB-5MS 30m 0.25 0.25(mm)
ZZZZZ		01/09/2023 06:30	1		DB-5MS 30m 0.25 0.25(mm)
ZZZZZ		01/09/2023 06:52	1		DB-5MS 30m 0.25 0.25(mm)
ZZZZZ		01/09/2023 07:13	1		DB-5MS 30m 0.25 0.25(mm)
410-110319-4	MW-8S-20221219	01/09/2023 07:35	1	NA0160.D	DB-5MS 30m 0.25 0.25(mm)
ZZZZZ		01/09/2023 07:57	1		DB-5MS 30m 0.25 0.25(mm)
ZZZZZ		01/09/2023 08:18	1		DB-5MS 30m 0.25 0.25(mm)
ZZZZZ		01/09/2023 08:40	1		DB-5MS 30m 0.25 0.25(mm)
ZZZZZ		01/09/2023 09:02	1		DB-5MS 30m 0.25 0.25(mm)
ZZZZZ		01/09/2023 09:23	1		DB-5MS 30m 0.25 0.25(mm)
410-110319-1	MW-1-20221219	01/09/2023 09:45	1	NA0166.D	DB-5MS 30m 0.25 0.25(mm)

8270E SIM

GC/MS SEMI VOA BATCH WORKSHEET

Lab Name: Eurofins Lancaster Laboratories Job No.: 410-110319-1

SDG No.:

Batch Number: 280637 Batch Start Date: 07/28/22 18:23 Batch Analyst: Gambler, Joseph M

Batch Method: 8270E SIM Batch End Date:

Lab Sample ID	Client Sample ID	Method Chain	Basis	MSS_RVDFTPP 00011	MSS_RVSIM_1 00018	MSS_RVSIM_2 00018	MSS_RVSIM_3 00017	MSS_RVSIM_4 00024	MSS_RVSIM_5 00018
DFTPP 410-280637/1		8270E SIM		1 mL					
ICIS 410-280637/2		8270E SIM						1 mL	
IC 410-280637/3		8270E SIM							
IC 410-280637/4		8270E SIM							1 mL
IC 410-280637/5		8270E SIM					1 mL		
IC 410-280637/6		8270E SIM				1 mL			
IC 410-280637/7		8270E SIM			1 mL				
ICV 410-280637/9		8270E SIM							

Lab Sample ID	Client Sample ID	Method Chain	Basis	MSS_RVSIM_6 00015	MSS_RVSIM_ICV 00031				
DFTPP 410-280637/1		8270E SIM							
ICIS 410-280637/2		8270E SIM							
IC 410-280637/3		8270E SIM		1 mL					
IC 410-280637/4		8270E SIM							
IC 410-280637/5		8270E SIM							
IC 410-280637/6		8270E SIM							
IC 410-280637/7		8270E SIM							
ICV 410-280637/9		8270E SIM			1 mL				

Batch Notes	

Basis	Basis Description

The pound sign (#) in the amount added field denotes that the reagent was used undiluted. All calculations are performed using the stated concentration for this reagent.

GC/MS SEMI VOA BATCH WORKSHEET

Lab Name: Eurofins Lancaster Laboratories Job No.: 410-110319-1

SDG No.:

Batch Number: 303206 Batch Start Date: 10/05/22 09:35 Batch Analyst: Lutte, Kate E

Batch Method: 8270E SIM Batch End Date:

Lab Sample ID	Client Sample ID	Method Chain	Basis	FinalAmount	MSS_RVDFTPP 00011	MSS_RVSIM_1 00018	MSS_RVSIM_2 00018	MSS_RVSIM_3 00017	MSS_RVSIM_4 00024
DFTPP 410-303206/1		8270E SIM		1 mL	1 mL				
ICIS 410-303206/2		8270E SIM		1 mL					1 mL
IC 410-303206/3		8270E SIM		1 mL					
IC 410-303206/4		8270E SIM		1 mL					
IC 410-303206/5		8270E SIM		1 mL				1 mL	
IC 410-303206/6		8270E SIM		1 mL			1 mL		
IC 410-303206/7		8270E SIM		1 mL		1 mL			
ICV 410-303206/9		8270E SIM		1 mL					

Lab Sample ID	Client Sample ID	Method Chain	Basis	MSS_RVSIM_5 00018	MSS_RVSIM_6 00015	MSS_RVSIM_IS 00032	SIMLCS_MS_icv 00001		
DFTPP 410-303206/1		8270E SIM							
ICIS 410-303206/2		8270E SIM							
IC 410-303206/3		8270E SIM			1 mL				
IC 410-303206/4		8270E SIM		1 mL					
IC 410-303206/5		8270E SIM							
IC 410-303206/6		8270E SIM							
IC 410-303206/7		8270E SIM							
ICV 410-303206/9		8270E SIM				10 uL	1 mL		

Batch Notes	

Basis	Basis Description

The pound sign (#) in the amount added field denotes that the reagent was used undiluted. All calculations are performed using the stated concentration for this reagent.

GC/MS SEMI VOA BATCH WORKSHEET

Lab Name: Eurofins Lancaster Laboratories Job No.: 410-110319-1

SDG No.:

Batch Number: 330507 Batch Start Date: 12/27/22 16:45 Batch Analyst: Sanchez, Osvaldo

Batch Method: 3510C Batch End Date: 12/27/22 21:25

Lab Sample ID	Client Sample ID	Method Chain	Basis	GrossWeight	TareWeight	InitialAmount	FinalAmount	ReceivedpH	FirstAdjustpH
MB 410-330507/1		3510C, 8270E SIM				250 mL	1 mL	n/a SU	11 SU
LCS 410-330507/2		3510C, 8270E SIM				250 mL	1 mL	n/a SU	11 SU
LCSD 410-330507/3		3510C, 8270E SIM				250 mL	1 mL	n/a SU	11 SU
410-110319-D-5	MW-7S-20221220	3510C, 8270E SIM	T	415.18 g	167.34 g	247.8 mL	1 mL	n/a SU	11 SU
410-110319-D-6	MW-14S-20221220	3510C, 8270E SIM	T	416.46 g	165.61 g	250.9 mL	1 mL	n/a SU	11 SU
410-110319-D-7	MW-12S-20221220	3510C, 8270E SIM	T	414.32 g	167.05 g	247.3 mL	1 mL	n/a SU	11 SU
410-110319-D-8	MW-12D-20221220	3510C, 8270E SIM	T	410.88 g	165.76 g	245.1 mL	1 mL	n/a SU	11 SU
410-110319-D-9	MW-11S-20221220	3510C, 8270E SIM	T	415.75 g	166.06 g	249.7 mL	1 mL	n/a SU	11 SU
410-110319-D-10	MW-4S-20221220	3510C, 8270E SIM	T	412.12 g	167.71 g	244.4 mL	1 mL	n/a SU	11 SU
410-110319-D-11	MW-3-20221220	3510C, 8270E SIM	T	401.13 g	167.55 g	233.6 mL	1 mL	n/a SU	11 SU
410-110319-D-12	MW-13S-20221220	3510C, 8270E SIM	T	413.63 g	167.39 g	246.2 mL	1 mL	n/a SU	11 SU
410-110319-D-13	MW-13D-20221220	3510C, 8270E SIM	T	399.53 g	165.97 g	233.6 mL	1 mL	n/a SU	11 SU
410-110319-D-14	DUP-20221220	3510C, 8270E SIM	T	409.00 g	167.50 g	241.5 mL	1 mL	n/a SU	11 SU

Lab Sample ID	Client Sample ID	Method Chain	Basis	SecondAdjustpH	OP_MINIBNA_SS 00077	OP_SIMLCS_MS 00082	AnalysisComment		
MB 410-330507/1		3510C, 8270E SIM		2 SU	1 mL		tap water		
LCS 410-330507/2		3510C, 8270E SIM		2 SU	1 mL	0.25 mL	tap water		
LCSD 410-330507/3		3510C, 8270E SIM		2 SU	1 mL	0.25 mL	tap water		
410-110319-D-5	MW-7S-20221220	3510C, 8270E SIM	T	2 SU	1 mL		yellow tint		
410-110319-D-6	MW-14S-20221220	3510C, 8270E SIM	T	2 SU	1 mL		clear		
410-110319-D-7	MW-12S-20221220	3510C, 8270E SIM	T	2 SU	1 mL		clear		

The pound sign (#) in the amount added field denotes that the reagent was used undiluted. All calculations are performed using the stated concentration for this reagent.

GC/MS SEMI VOA BATCH WORKSHEET

Lab Name: Eurofins Lancaster Laboratories Job No.: 410-110319-1

SDG No.:

Batch Number: 330507 Batch Start Date: 12/27/22 16:45 Batch Analyst: Sanchez, Osvaldo

Batch Method: 3510C Batch End Date: 12/27/22 21:25

Lab Sample ID	Client Sample ID	Method Chain	Basis	SecondAdjustpH	OP_MINIBNA_SS 00077	OP_SIMLCS_MS 00082	AnalysisComment		
410-110319-D-8	MW-12D-20221220	3510C, 8270E SIM	T	2 SU	1 mL		clear		
410-110319-D-9	MW-11S-20221220	3510C, 8270E SIM	T	2 SU	1 mL		tan tint		
410-110319-D-10	MW-4S-20221220	3510C, 8270E SIM	T	2 SU	1 mL		tan tint		
410-110319-D-11	MW-3-20221220	3510C, 8270E SIM	T	2 SU	1 mL		tan tint		
410-110319-D-12	MW-13S-20221220	3510C, 8270E SIM	T	2 SU	1 mL		tan tint		
410-110319-D-13	MW-13D-20221220	3510C, 8270E SIM	T	2 SU	1 mL		clear		
410-110319-D-14	DUP-20221220	3510C, 8270E SIM	T	2 SU	1 mL		yellow tint		

Batch Notes	
Balance ID	93158
Pipette/Syringe/Dispenser ID	4
Analyst ID - Extraction	OS11067 DBH82588 AS86224
Analyst ID - Spike Analyst	OS11067
Acid Used for pH Adjustment ID	H2SO4: 222369
Base Used to Adjust pH ID	NaOH: 1103G88
Prep Solvent ID	MeCl2:225723
Prep Solvent Volume Used	90 mL
Na2SO4 ID	22356C
Analyst ID - Concentration	OS11067 DBH82588 AS86224
Equipment ID - Concentration 1	RapidVap#1,2,3,4
Concentration 1 Corrected Temperature	80 Degrees C

Basis	Basis Description
T	Total/NA

The pound sign (#) in the amount added field denotes that the reagent was used undiluted. All calculations are performed using the stated concentration for this reagent.

GC/MS SEMI VOA BATCH WORKSHEET

Lab Name: Eurofins Lancaster Laboratories Job No.: 410-110319-1

SDG No.:

Batch Number: 331675 Batch Start Date: 12/30/22 15:45 Batch Analyst: Sanchez, Osvaldo

Batch Method: 3510C Batch End Date: 12/30/22 20:22

Lab Sample ID	Client Sample ID	Method Chain	Basis	GrossWeight	TareWeight	InitialAmount	FinalAmount	ReceivedpH	FirstAdjustpH
MB 410-331675/1		3510C, 8270E SIM				250 mL	1 mL	n/a SU	11 SU
LCS 410-331675/2		3510C, 8270E SIM				250 mL	1 mL	n/a SU	11 SU
410-110319-D-3	FB-20221219	3510C, 8270E SIM	T	413.65 g	166.25 g	247.4 mL	1 mL	n/a SU	11 SU

Lab Sample ID	Client Sample ID	Method Chain	Basis	SecondAdjustpH	OP_MINIBNA_SS 00077	OP_SIMLCS_MS 00082	AnalysisComment		
MB 410-331675/1		3510C, 8270E SIM		2 SU	1 mL		tap water		
LCS 410-331675/2		3510C, 8270E SIM		2 SU	1 mL	0.25 mL	tap water		
410-110319-D-3	FB-20221219	3510C, 8270E SIM	T	2 SU	1 mL		clear		

Batch Notes	
Balance ID	B821893158
Pipette/Syringe/Dispenser ID	3
Analyst ID - Extraction	OS11067 DBH82588 AS86224
Analyst ID - Spike Analyst	OS11067
Acid Used for pH Adjustment ID	H2SO4: 222369
Base Used to Adjust pH ID	NaOH: 1103G88
Prep Solvent ID	MeCl2: 225723
Prep Solvent Volume Used	90 mL
Na2SO4 ID	22361A
Analyst ID - Concentration	OS11067 DBH82588 AS86224
Equipment ID - Concentration 1	RapidVap# 1,2,3,4
Concentration 1 Corrected Temperature	80 Degrees C

Basis	Basis Description
T	Total/NA

The pound sign (#) in the amount added field denotes that the reagent was used undiluted. All calculations are performed using the stated concentration for this reagent.

GC/MS SEMI VOA BATCH WORKSHEET

Lab Name: Eurofins Lancaster Laboratories Job No.: 410-110319-1

SDG No.:

Batch Number: 333333 Batch Start Date: 01/06/23 14:51 Batch Analyst: Sanchez, Osvaldo

Batch Method: 3510C Batch End Date: 01/06/23 18:50

Lab Sample ID	Client Sample ID	Method Chain	Basis	GrossWeight	TareWeight	InitialAmount	FinalAmount	FirstAdjustpH	SecondAdjustpH
MB 410-333333/1		3510C, 8270E SIM				250 mL	1 mL	11 SU	2 SU
LCS 410-333333/2		3510C, 8270E SIM				250 mL	1 mL	11 SU	2 SU
410-110319-E-2 MS	MW-10S-20221219	3510C, 8270E SIM	T	414.49 g	167.56 g	246.9 mL	1 mL	11 SU	2 SU
410-110319-E-2 MSD	MW-10S-20221219	3510C, 8270E SIM	T	413.81 g	166.33 g	247.5 mL	1 mL	11 SU	2 SU
410-110319-E-2	MW-10S-20221219	3510C, 8270E SIM	T	403.21 g	167.72 g	235.5 mL	1 mL	11 SU	2 SU
410-110319-E-4	MW-8S-20221219	3510C, 8270E SIM	T	413.95 g	166.56 g	247.4 mL	1 mL	11 SU	2 SU
410-110319-E-1	MW-1-20221219	3510C, 8270E SIM	T	411.56 g	167.25 g	244.3 mL	1 mL	11 SU	2 SU

Lab Sample ID	Client Sample ID	Method Chain	Basis	OP_MINIBNA_SS 00078	OP_SIMLCS_MS 00082	AnalysisComment			
MB 410-333333/1		3510C, 8270E SIM		1 mL		tap h20			
LCS 410-333333/2		3510C, 8270E SIM		1 mL	0.25 mL	tap h20			
410-110319-E-2 MS	MW-10S-20221219	3510C, 8270E SIM	T	1 mL	0.25 mL	tan tint			
410-110319-E-2 MSD	MW-10S-20221219	3510C, 8270E SIM	T	1 mL	0.25 mL	tan tint			
410-110319-E-2	MW-10S-20221219	3510C, 8270E SIM	T	1 mL		tan tint			
410-110319-E-4	MW-8S-20221219	3510C, 8270E SIM	T	1 mL		tan tint			
410-110319-E-1	MW-1-20221219	3510C, 8270E SIM	T	1 mL		tan tint			

The pound sign (#) in the amount added field denotes that the reagent was used undiluted. All calculations are performed using the stated concentration for this reagent.

GC/MS SEMI VOA BATCH WORKSHEET

Lab Name: Eurofins Lancaster Laboratories Job No.: 410-110319-1

SDG No.:

Batch Number: 333333 Batch Start Date: 01/06/23 14:51 Batch Analyst: Sanchez, Osvaldo

Batch Method: 3510C Batch End Date: 01/06/23 18:50

Batch Notes	
Balance ID	93158
Pipette/Syringe/Dispenser ID	4
Analyst ID - Extraction	OS11067
Analyst ID - Spike Analyst	OS11067
Acid Used for pH Adjustment ID	H2SO4:219415
Base Used to Adjust pH ID	NaOH:1103G88
Prep Solvent ID	MeCl2:226055
Prep Solvent Volume Used	90 mL
Na2SO4 ID	23002A
Analyst ID - Concentration	OS11067
Equipment ID - Concentration 1	RapidVap#1
Concentration 1 Corrected Temperature	80 Degrees C

Basis	Basis Description
T	Total/NA

The pound sign (#) in the amount added field denotes that the reagent was used undiluted. All calculations are performed using the stated concentration for this reagent.

Shipping and Receiving Documents

410-110319 Chain of Custody

:nvironme

Chain of Custody Record

eurofins | Environment Testing

	Sampler: AFV/MHM	Lab PM: Weyandt, Barbara A	Carrier Tracking No(s):	COC No: 410-71863-5955.1
Client Contact: Mr. James Marolda	Phone:	E-Mail: Barbara.Weyandt@et.eurofinsus.com	State of Origin: NY	Page: Page 1 of 2
Company: Brown and Caldwell	PWSID:			Job #:
Address: 500 North Franklin Turnpike Suite 306	Due Date Requested:			
City: Ramsey	TAT Requested (days): Standard			
State, Zip: NJ, 07446	Compliance Project: Δ Yes Δ No			
Phone: 201-574-4713(Tel)	PO #: 153201			
Email: jmarolda@brwncald.com	WO #:			
Project Name: Patchogue, NY	Project #: 41002571			
Site: Patchogue MGP	SSOW#:			

Analysis Requested

Preservation Codes:
A - HCL, B - NaOH, C - Zn Acetate, D - Nitric Acid, E - NaHSO4, F - MeOH, G - Amchlor, H - Ascorbic Acid, I - Ice, J - DI Water, K - EDTA, L - EDA, M - Hexane, N - None, O - AsNaO2, P - Na2O4S, Q - Na2SO3, R - Na2S2O3, S - H2SO4, T - TSP Dodecahydrate, U - Acetone, V - MCAA, W - pH 4-5, Y - Trizma, Z - other (specify)
Other:

Sample Identification	Sample Date	Sample Time	Sample Type (C=comp, G=grab)	Matrix (W=water, S=solid, O=waste/oil, BT=Tissue, A=Air)	Field Filtered Sample (Yes or No)	Perform MS/MSD (Yes or No)	8270D_SIM - 16 PAHs	8260C - BTEX	Total Number of containers	Special Instructions/Note:
			Preservation Code:				N	A		
MW-1-20221219	12/19/22	1303	G	GW	N	N	X	X	5	
MW-10S-20221219 (MS/MSD)	↓	1355	G	GW	N	Y	X	X	15	MS/MSD
FB-20221219	↓	1425	G	~~GW~~ DI	N	N	X	X	5	
MW-8S-20221219	↓	1450	G	GW	N	N	X	X	5	
MW-7S-20221220	12/20/22	0900	G	GW	N	N	X	X	5	
MW-14S-20221220	↓	0947	G	GW	N	N	X	X	5	
MW-12S-20221220	↓	1048	G	GW	N	N	X	X	5	
MW-12D-20221220	↓	1125	G	GW	N	N	X	X	5	
MW-11S-20221220	↓	1212	G	GW	N	N	X	X	5	
MW-4S-20221220	↓	1400	G	GW	N	N	X	X	5	
MW-3-20221220	↓	↓	G	GW	N	N	X	X	5	

Possible Hazard Identification
☐ Non-Hazard ☐ Flammable ☐ Skin Irritant ☐ Poison B ☐ Unknown ☐ Radiological

Sample Disposal (A fee may be assessed if samples are retained longer than 1 month)
☐ Return To Client ☐ Disposal By Lab ☐ Archive For _____ Months

Deliverable Requested: I, II, III, IV, Other (specify) NYSDEC Cat. B

Special Instructions/QC Requirements: BC Equis EDD

Empty Kit Relinquished by: | Date: | Time: | Method of Shipment:

Relinquished by	Date/Time	Company	Received by	Date/Time	Company
Max Maroney	12/22/22 1445	BC	Brad Bell	12/22/22 1445	Eurofins
Brad Bell	12/22/22 2015	Eurofins			
				12-22-22 2015	GLG

Custody Seals Intact: Δ Yes Δ No | Custody Seal No.: NA | Cooler Temperature(s) °C and Other Remarks: 0.4-0.5

SR

10

Eurofins Lancaster Laboratories Environme
2425 New Holland Pike
Lancaster, PA 17601
Phone: 717-656-2300 Fax: 717-656-2681

Chain of Custody Record

eurofins | Environment Testing

Client Information	Sampler: AFV / MHM	Lab PM: Weyandt, Barbara A	Carrier Tracking No(s):	COC No: 410-71863-5955.2
Client Contact: Mr. James Marolda	Phone:	E-Mail: Barbara.Weyandt@et.eurofinsus.com	State of Origin: NY	Page: Page 2 of 2
Company: Brown and Caldwell	PWSID:			Job #:
Address: 500 North Franklin Turnpike Suite 306	Due Date Requested:			
City: Ramsey	TAT Requested (days): Standard			
State, Zip: NJ, 07446	Compliance Project: Δ Yes Δ No			
Phone: 201-574-4713(Tel)	PO #: 153201			
Email: jmarolda@brwncald.com	WO #:			
Project Name: Patchogue, NY	Project #: 41002571			
Site: Patchogue MGP	SSOW#:			

Analysis Requested

Preservation Codes:
A - HCL, B - NaOH, C - Zn Acetate, D - Nitric Acid, E - NaHSO4, F - MeOH, G - Amchlor, H - Ascorbic Acid, I - Ice, J - DI Water, K - EDTA, L - EDA, M - Hexane, N - None, O - AsNaO2, P - Na2O4S, Q - Na2SO3, R - Na2S2O3, S - H2SO4, T - TSP Dodecahydrate, U - Acetone, V - MCAA, W - pH 4-5, Y - Trizma, Z - other (specify)
Other:

Sample Identification	Sample Date	Sample Time	Sample Type (C=comp, G=grab)	Matrix (W=water, S=solid, O=waste/oil, BT=Tissue, A=Air)	Field Filtered Sample (Yes or No)	Perform MS/MSD (Yes or No)	8270D_SIM - 16 PAHs	8260C - BTEX	Total Number of containers	Special Instructions/Note:
			Preservation Code:				N	A		
MW-13S-20221220	12/20/22	1522	G	GW	N	N	X	X	5	
MW-13D-20221220	↓	1601	G	GW	N	N	X	X	5	
DUP-20221220		9999	G	GW	N	N	X	X	5	
TripBlank-20221220		TB	TB	TB	N	N		X		

Possible Hazard Identification
☐ Non-Hazard ☐ Flammable ☐ Skin Irritant ☐ Poison B ☐ Unknown ☐ Radiological

Sample Disposal (A fee may be assessed if samples are retained longer than 1 month)
☐ Return To Client ☐ Disposal By Lab ☐ Archive For _____ Months

Deliverable Requested: I, II, III, IV, Other (specify) NYSDEC Cat. B

Special Instructions/QC Requirements: BC Equis EDD

Empty Kit Relinquished by: | Date: | Time: | Method of Shipment:

Relinquished by	Date/Time	Company	Received by	Date/Time	Company
Mark Marolda	12/22/22 1445	BC	Brad Bard	12/22/22 1445	Eurofins
Brad Bard	12/22/22 2015	Eurofins			
				12-22-22 2015	EUE

Custody Seals Intact: Δ Yes Δ No | Custody Seal No.: NA | Cooler Temperature(s) °C and Other Remarks: 0.4-0.5

SR

Ver: 06/08/2021 01/10/2023 18

Login Sample Receipt Checklist

Client: Brown and Caldwell

Job Number: 410-110319-1

Login Number: 110319

List Source: Eurofins Lancaster Laboratories Environment Testing, LLC

List Number: 1

Creator: Roth, Stephanie

Question	Answer	Comment
The cooler's custody seal is intact.	N/A	
The cooler or samples do not appear to have been compromised or tampered with.	True	
Samples were received on ice.	True	
Cooler Temperature is acceptable (</=6C, not frozen).	True	
Cooler Temperature is recorded.	True	
WV: Container Temperature is acceptable (</=6C, not frozen).	N/A	
WV: Container Temperature is recorded.	N/A	
COC is present.	True	
COC is filled out in ink and legible.	True	
COC is filled out with all pertinent information.	True	
There are no discrepancies between the containers received and the COC.	True	
Sample containers have legible labels.	True	
Containers are not broken or leaking.	True	
Sample collection date/times are provided.	False	No date or time on COC, logged in per container labels.
Appropriate sample containers are used.	True	
Sample bottles are completely filled.	True	
There is sufficient vol. for all requested analyses.	True	
Is the Field Sampler's name present on COC?	True	
Sample custody seals are intact.	True	
VOA sample vials do not have headspace >6mm in diameter (none, if from WV)?	N/A	

Appendix C: Data Validator Qualifications

Kelly Donahue, P.G.

Experience Summary

Kelly Donahue has more than 19 years of experience as a geologist and geochemist with specialization in environmental assessment, prediction of water quality chemistry and water contamination mitigation strategies. Her roles on past projects include field geologist, lead geochemist, and project manager. Her areas of expertise specifically include soil and water sampling, drilling oversight, well installation, data validation, laboratory analysis, and mineralogical methodologies. She also is adept at analyzing and interpreting of geological, hydrologic and geochemical data for a variety of technical environmental and hydrogeological projects. Kelly is proficient in PHREEQC, AquaChem, and GoldSim for geochemical modeling and data analysis software.

Education

M.S., Geochemistry, New Mexico Institute of Mining and Technology

B.S., Geology University of Wisconsin at Madison

Registration

Professional Geologist 59596, Arizona

Professional Geologist 1510, Idaho

Professional Geologist PG-3822, Wyoming

Training

MSHA-certified Instructor, Surface Part 46 and 48 Training, 2013

OSHA 10-hour General Contractor

OSHA 40-hr HAZWOPER

First aid and CPR

Experience

15 years

Joined Firm

2014

Relevant Expertise

- *Surface and groundwater aqueous geochemistry*
- *Geochemical modeling*
- *Field investigations*
- *Advanced mineralogy and petrography*
- *Monitor well installation and instrumentation*
- *Data management and GIS applications*
- *Data validation*
- *Project management*

Site-Wide Water Balance Modeling, Midas Gold–Stibnite Idaho

Modeler, Geochemist. Lead modeler in developing a site-wide water balance using Goldsim software to support for the environmental impact analysis. Several simulations were analyzed to determine the water balance for varying precipitation scenarios, changes in mine operations, and for water use optimization. Results of the model simulations were used to develop a project water management plan and multiple permitting applications.

Tri-State New Horizon Mine Spoils Spring Investigation, Nucla, Colorado

Geochemist. Lead an investigation to determine the source of discharge from a spoils spring with elevated concentrations of regulated constituents. Evaluated the results of a backfill geochemical characterization study to identify chemical markers which could indicate the source of the chemical mass to the spoils spring. Results of the geochemical analysis were used to evaluate the potential source of chemical mass and the projected period of time the chemical loading from the backfill material. Assisted in developing the plan to install a monitoring well network to evaluate the presence and quality of water moving the backfill contributing to the spoils spring.

Water Quality Investigation, CEMEX, Lyons, Colorado

Geochemist. Lead an assessment of groundwater quality from a network of monitoring well surrounding the backfilled open pit. Materials used to backfill the pit included cement kiln dust resulting in pit water quality with elevated regulated constituents. The geochemical analysis of the historical water quality data on-site was used to identify trends in the groundwater chemistry and water flow in the upgradient canal network. Results of the analysis indicated water leaking from the canal is adding water to the backfilled pit.

Tri-State New Horizon Mine Phase III Bond Release Analysis, Nucla, Colorado

Geochemist. Provided the water quality analysis to evaluate the potential impact to surface and groundwaters as evidence for the client's Phase III Bond release application in accordance with the Colorado Mined Land Reclamation Board for Coal Mining regulations. The analysis provided the client with scientifically defensible evidence of no long-term impact as a result of mining through a detailed geochemical analysis using concentration and time trend assessments.

Rasmussen Valley Mine Project Geochemical Testing Program Analysis, Nu-West Agrium, Soda Springs, Idaho

Geochemist. Provided the client with a comprehensive analysis of the geochemical characterization program conducted by a third-party contractor for an Environmental Impact Assessment to determine the potential effects of

*Indicates experience prior to BC

the testing design on the data to be used for the water quality impact assessment. Determined the sampling methods used by the third-party contractor resulted in unrepresentative and overly conservative approximation of water quality predictions. Presented the finding to the client and regulatory agencies to initiate a conversation on the approach used for geochemical characterization methods and the implications on the subsequent water quality impact analysis.

Rasmussen Valley Mine Project Batch Adsorption Program Analysis, Nu-West Agrium, Soda Springs, Idaho

Geochemist. Conducted an analytical review of the batch adsorption methods and data analysis conducted by a third-party contractor for an Environmental Impact Assessment. Results of the batch adsorption analysis identified potential flaws in the analytical methods and data analysis used by the third-party contractor. Provided the client with information to discuss an alternative method for batch adsorption testing to overcome the analytical flaws with the regulatory agencies. Reanalysis of the batch adsorption data provided the client with proof of adsorption to allow for adsorption during groundwater modeling.

Rasmussen Valley Mine Project Alternative Source Term Development Analysis, Nu-West Agrium, Soda Springs, Idaho

Geochemist. Provided the client with a scientifically defensible analysis for the development of an alternative source term using data previously collected as part of a baseline geochemical analysis for an Environmental Impact Assessment. Utilizing previously collected data allowed for the project to continue forward without delays that would have been the result of additional geochemical data collection.

Husky 1 North Dry Ridge Mine Project Geochemical Testing Plan Analysis, Nu-West Agrium, Soda Springs, Idaho

Geochemist. Provided the client with a comprehensive review of the geochemical characterization plan for an Environmental Impact Assessment to assess the potential effects of the testing plan design on the data to be used for the water quality impact assessment. Provided client with information on the sample compositing method to present to the regulatory agencies in order to obtain results representative of the future waste rock piles.

Monitoring Well Investigation, North Rasmussen Ridge Mine, Caribou County, Idaho

Geochemist. Analysis of surface and groundwater data to identify potential mining related impacts to a groundwater monitoring well. Data assessment included evaluating the chemical signatures of potential source waters and evaluating the feasibility of several scenarios to identify the most likely source of contamination to the alluvial monitoring well. Presented the results of the analysis to the Idaho regulatory agencies during a discussion on methods to remediate the observed elevated regulated constituents.

Lanes Creek Mine Monitoring Well Drilling Program, Nu-West Agrium, Soda Springs, Idaho

Project Geologist. Provided on-site geologic logging and sample collection to meet the project objectives of siting monitoring wells to address the point of compliance investigation data gaps.

Hayden Hill Gold Mine, Lassen Gold Mining, Inc., Alleghany, California

Project Geologist. Provided on-site field support for post-closure monitoring well abandonment program. Responsibilities included drilling contractor oversight, coordination with state regulatory agencies and producing the well abandonment report.

Groundwater Contamination Investigation, Arco, Yerington, Nevada

Geochemist. Conducted groundwater geochemical data analysis to determine the potential groundwater chemistry signatures associated with natural and mining related impacts. Investigation included evaluation of water quality data signatures, stable and radiogenic isotopes, soil chemical characteristics, and hydrologic data to develop a conceptualization of the geochemical system. Evaluated chemical speciation of regulated groundwater constituents using geochemical modeling to assess potential mobility of contaminates in the aquifer.

*Indicates experience prior to BC

Waste Rock Geochemical Characterization, Freeport-McMoran–Bagdad, Arizona

Project Manager/Geochemist. Provided technical support for the project designed to determine the acid generation potential of waste rock materials at an open pit copper mine in Arizona. Data from analytical static tests was combined with mineralogy descriptions of the rock units to determine which units required additional kinetic testing to provide chemical release rates for geochemical modeling.

Evaporation Ponds Investigation, Atlantic Richfield, Yerington, Nevada

Project Geochemist. Evaluated geochemical soils and water quality data to identify potential sources and extent of contamination related to multiple mineral processing activities conducted over several decades in surface evaporation ponds.

Surface Water Characterization, Freeport-McMoran–Cobre, Hanover, New Mexico*

Field Manager and Geochemist. Led field team for stormwater sample collection of surface water data. Coordinated sampling teams to ensure accurate and defensible data collection with maximum efficiently to reduce labor costs to client. Conducted thorough geochemical data analysis to identify naturally occurring and mining impacted chemical loading to surface waters within the basin. Identified surface water impacts using geochemical signatures to shallow groundwater sources to confirm the assumptions of the groundwater hydrologic model.

Surface Water Seep Investigation, Freeport-McMoran–Cobre, Hanover, New Mexico*

Geochemist. Assisted in evaluating the chemical loading sources contributing to surface water seeps from reclaimed areas of the mine. Historical data from the previous heap leach were compared to laboratory data for samples collected from soil pits within the reclaimed area and geochemical signatures were identified. The result of the study indicated the previous heap leach materials had been removed effectively, however the materials placed as fill and cover were contributing chemical mass to the shallow groundwater system. Assisted in a borrow source investigation to identify additional sources of cover on-site for future reclamation and remediation efforts.

Tailings Pile Investigation, Freeport McMoran–Twin Buttes, Sierrita, Arizona*

Geochemist and Field Geologist. Assisted in the developed a site wide waste rock handling plan and standard operating procedures to ensure scientifically defensible data collection for the client. Provided oversight during drilling operations and conducted core logging for the Main Tailing Facility. Collected samples for geochemical analysis to characterize tailing materials to satisfy regulatory requirements.

Heap Leach Pad Investigation, Freeport-McMoran–Little Rock, Hanover, New Mexico*

Geochemist. Assisted in evaluating the chemical loading sources contributing to surface water seeps from reclaimed areas of the mine. Result of the study indicated the previous heap leach materials had been removed effectively, however the materials placed as fill and cover were contributing chemical mass to the shallow groundwater system. Conducted a borrow source investigation to identify additional sources of cover on-site for future reclamation and remediation efforts.

Material Investigation, Freeport McMoran–Twin Buttes, Sierrita, Arizona*

Geochemist. Planned and executed a field reconnaissance and geochemical testing program to determine the suitability of on-site borrow material for mine reclamation. In conjunction with main project objectives, determined the potential hazards associated with mine materials being sold as construction rock by a third-party contractor before the deadline for contract renewal.

Casing Leak Investigation, Cameco Resources, Douglas, Wyoming*

Geochemist. Comprehensive geochemical data analysis used to define groundwater chemistry trends to provide the client with evidence of contamination from the previous land owner to submit to state regulatory agencies. Supervised a field crew during groundwater investigation activities, including quarterly sample collection of more than 100 monitoring wells, installing pressure transducers, and measuring hydrological and chemical field parameters. Provided contractor oversight during drilling and installation of monitoring wells, including interpretation of geophysical logs and drill cuttings to determine the target water bearing units for well completion; on-site well design; well completion supervision; and initial aquifer testing on installed wells. Results of the field and data analysis were to define the baseline water quality and identify impacted aquifers at an in-situ uranium mining site.

*Indicates experience prior to BC

Groundwater Baseline Characterization, East RD&D, Shell Oil Co., Piceance Basin, Colorado*

Geochemist. Conducted groundwater geochemical data analysis to determine the baseline water quality for an Environmental Impact Statement. Determined and documented the potential effects of previous anthropogenic activities within the basin on groundwater chemistry using stable and radiogenic isotope and groundwater chemical signatures. Provided the client with a defensible scientific basis to determine the pre-impact groundwater quality in the project area.

Water Rock Characterization, Lumina Copper, Peru*

Laboratory Manager and Geochemist. Managed the collection of kinetic testing data of potential waste rock materials from a porphyry copper mine using humidity cell testing procedures. Humidity cell test data was used to define contaminates of concern to focus the water treatment design for mine planning. Conducted detailed mineralogical descriptions of rock samples using X-ray diffraction data and petrographic mineral identification techniques. Conducted geochemical modeling to evaluate the groundwater quality as a result of surface water infiltrating through mine waste materials. Results of geochemical characterization were used by the client to estimate the operating and remediation costs for a bankable feasibility study.

Goat Hill North Waste Rock Pile Stability Study, Molycorp, Questa, New Mexico*

Principal Investigator. Responsible for identified clay mineralogy of soil and rock samples using X-ray diffraction equipment and pattern recognition software resulting in characterizing the relationship between the geotechnical and hydrological properties of a man-made rock pile. Used microscope optical petrography, whole rock chemical analysis data, and normative mineralogy software for the identification of mineral assemblages of rock and soil samples to determine the geochemical characteristics of mine materials and the processes of physical and chemical weathering.

Soquel Creek Water District (SCWD) Pilot Well Geochemical Characterization

Modeler, Geochemist. Kelly led the geochemical characterization of potential target aquifer materials to determine the resulting water quality which could occur as a result of purified treated water injection into the local aquifer. Archived soil samples from nearby monitoring well installations were available from the SCWD and used as analogs for an initial geochemical characterization study; however, there were limited quantities of sample material. Kelly developed the initial geochemical analysis program focusing on mineralogical analysis using x-ray diffraction (XRD) and a modified Synthetic Precipitation Leachate Procedures (SPLP) analysis were prioritized since it to obtain a full analytical suite using less sample mass. Data from the initial geochemical analysis suggest there is a potential for aquifer materials to react with the purified water in a way that could negatively impact the water quality. Kelly developed a second geochemical characterization sampling and analysis plan to collect additional well specific geochemical characterization data during the SCWD pilot injection well drilling program. The pilot well geochemical program was developed to provide information on potential optimization strategies for water treatment design by conducting soil leaching laboratory tests with several different waters from regional treatment facilities. Laboratory data was used to develop a geochemical model to evaluate the potential mechanisms for constituent mobilization during the aquifer recharge operations. Documenting the mineralogy during a detailed microscope analysis of individual samples from multiple injection wells provided the client with evidence of the nature of the reactive mineral phases and the effects of storage on the tested materials. Results from the SCWD were compared to the results of similar aquifer injection programs conducted within the region to evaluate the potential water treatment strategies for preventing mobilization at an operational scale.

Aquifer Storage and Recovery (ASR) Geochemical Modeling, City of Phoenix Water Utility, Phoenix, Arizona

Modeler, Geochemist. BC is assisting the City of Phoenix with the site engineering design for a new ASR well in the East Salt River Valley at the same site as an existing service area well. Kelly conducted geochemical modeling to evaluate the potential water quality due to chemical interactions between injection water and the aquifer mineralogy and groundwater. She provided the client with a detailed analysis of potential water quality changes that could occur for several different ASR scenarios at multiple well locations and with multiple treated injection waters. Results of the geochemical modeling also provided insight into potential issues such as corrosion, scaling or plugging that could occur during ASR operation.

*Indicates experience prior to BC

Groundwater System Improvement Study, City of Los Angeles, Department of Water and Power (LADWP), Los Angeles, California

Geochemist. A groundwater quality study was performed by the LADWP to provide realistic and economically viable recommendations on groundwater system improvement projects that will maximize the pumping capacity of the groundwater supply in the San Fernando Basin. As part of a basin-wide investigation, Kelly provided a geochemical analysis of water data from multiple water bearing intervals to assess the movement of contaminants and the potential impact to LADWP's drinking water extraction fields. A series of geochemical plots were developed to identify trends in time and spatial changes to the groundwater system. The work was performed under the California Department of Public Health Policy Memo 97-005 for impaired water sources and the National Contingency Plan.

ASR Geochemical Modeling, Denver Water, Denver, Colorado

Modeler, Geochemist. Kelly developed a geochemical model to evaluate the potential chemical interactions resulting from the mixing treated surface water and aquifer groundwater during ASR operations in lieu of site-specific data. Results of the geochemical modeling identified the potential water quality issues such as degrading the quality of the stored water that could require treatment prior to introducing recovered water to the distribution system. She provided the client with a conceptual level analysis of several different scenarios to evaluate the resulting changes to water quality and provide input for the next phase of the ASR project design.

Health and Safety Support

Safety Compliance Audit, Johnson Camp Mine, Benson, Arizona

Safety Specialist. Participated as a team member in a comprehensive EHS compliance as part of a property acquisition agreement of a historic copper mining facility. Conducted a review of MSHA safety compliance for active mining and processing facilities for internal client report.

Bruce Mine Voluntary Remediation Program, Freeport-McMoRan, Bagdad, Arizona

Health and Safety Coordinator and Project Geologist. Provided on-site project specific Health and Safety training to field staff and subcontractors for geotechnical drilling field program. Conducted weekly safety audits of field staff and contractors. Received recognition from client Corporate Health and Safety Director for the pro-active approach to by directly addressing safety concerns with contractors working on another area not under the direction of BC. Conducted on-site geologic logging and sample collection to meet the project objectives of filling geotechnical investigation data gaps.

Data Management and Validation

National Mobile Communications Facility, Wayne, New Jersey

Project Chemist. Conducted data review and usability analysis for a multi-media site characterization and implementation of remedial action. Data review was performed in accordance with the general guidance provided by the National Functional Guidelines. During the validation process, laboratory-qualified and -unqualified data are verified against the available supporting documentation. Based on this evaluation, qualifier codes were added, deleted, or modified. Quality of the data was evaluated for the suitability for the project objectives.

MERECO Post-Remedial Monitoring, Colonie, New York

Project Chemist. Qualitative Data Usability Review was performed on analytical data to evaluate the data on a technical basis. Data review was performed in accordance with the general guidance provided by the National Functional Guidelines. Qualifier codes were added, deleted, or modified based on meeting project objectives.

North Rasmussen, Rasmussen Valley and Lanes Creek Data Validation Nu-West Agrium, Soda Springs, Idaho

Project Chemist. Data Validation was performed on analytical data from three operating mine properties owned by Nu-West Agrium to evaluate the data on a technical basis for submission to the state regulatory agencies. Data validation was performed in accordance with the state approved, project-specific data validation procedures and included a review of all relative field information to evaluate if surface or groundwater samples exceed the project-specific water quality criteria.

*Indicates experience prior to BC

Multiple On-going projects.

Project Chemist. Provides data validation for level I through IV laboratory reports including air, surface water, groundwater, soil, and soil gas samples. Verification, usability, and lab data management are provided for specialized projects. Data validation for multiple contaminates including organics, inorganics and PFAS.

Publications

1. Donahue, Kelly M., 2002, "Geochemistry, geology and geochronology of the Victorio mining district, Luna County, New Mexico: Linking skarn and porphyry systems to carbonate-hosted lead-zinc replacement deposits", New Mexico Bureau of Mines and Mineral Resources Open File Report 471, 186 p.
2. Donahue, K.M., Dunbar, N.W., and McLemore, V.T., 2009, "Clay mineralogy of the Goathill North rock pile, Questa mine, Taos County, NM: Origins and indications of in-situ weathering", Society of Mining, Metallurgy and Exploration Annual Convention, Denver, Feb 2009, Preprint 09-98, 7 p.
3. Donahue, Kelly M., Dubar, N.W., and Mclemore, V. T., 2007, "Origins of clay minerals in the Molycorp Mine Goathill North Rock Pile, Questa, NM", Clay Mineral Society Annual meeting, June 2007, Preprint 07-100, 8 p.
4. McLemore, V. T., Donahue, K., Breese, M. R., Jackson, M. J., Arbuckle, J. & Jones, G., 2001, "Mineral-resource assessment of Luna County, New Mexico" New Mexico Bureau of Mines and Mineral Resources, Open File Report 459, 153 p.
5. McLemore, V. T., Dunbar, N., Heizler, M. T. and Donahue, K., 2000, "Geology and mineral deposits of the Victorio mining district, Luna County, New Mexico" in Lawton, T. F., McMillan, N. J., McLemore, V. T., Austin, G., and Barker, J. M. eds., Southwest Passage, *A Trip through the Phanerozoic: New Mexico Geological Society Guidebook 51*, pp. 267-278.
6. McLemore, V. T., Donahue, K., Krueger, C. B., Rowe, A., Ulbricht, L., Jackson, M. J., Breese, M. R., Jones, G., and Wilks, M., 2002, "Database of the uranium mines, prospects, occurrences, and mills in New Mexico", New Mexico Bureau of Geology and Mineral Resources, New Mexico Bureau of Mines and Mineral Resources Open file Report 461, CD-ROM.
7. McLemore, V.T., Donahue. K. M., Walsh, P., Tachie-Menson, S., Phillips, E.H., Guitierrez, L. A. F., and Shannon, H. R., 2005," Trench Sampling of the MolyCorp Goathill North rock piles, Questa Rock Pile Stability Study, New Mexico" National Meeting of the American Society of Mining and Reclamation, Breckenridge, Colo, June, CD-ROM, 26 p.

Abstracts

1. Donahue, Kelly M., Wang, S., Schumacher, M., Dufour, T., and Mackey, E., 2017, "Designing an aquifer geochemical characterization program to enhance water reuse project planning", Proceedings of the 2017 UCOWR/NIWR Annual Conference, Fort Collins, CO, June 2017.
2. Donahue, Kelly M., Dubar, N.W., and Mclemore, V. T., 2007, "Origins of clay minerals in the Molycorp Mine Goathill North Rock Pile, Questa, NM", Society of Economic Geologists, Global Exploration 2007, Feb. 2007.
3. Donahue, Kelly M., Hauff, P.L., Dunbar, N. W., Lueth, V. W., McLemore, V. T., and Heizeler, L., 2005, "Clay mineralogy of alteration scars and rock piles, Questa area, New Mexico", Geological Society of America Annual meeting, Abstracts with Programs v. 37, n. 7, p. 394.
4. Donahue, K.M., Hauff, P.L., Dunbar, N.W., Lueth, V.W., McLemore, V.T. and Heizler, L., 2005, "Clay mineralogy of alteration scars and rock piles, Questa area, New Mexico" New Mexico Geological Society 2005 Spring Meeting, Abstracts and Programs and New Mexico Geology, v. 27, n. 2, p. 50.
5. Donahue, K., McLemore, V. T., and Campbell, A., 2001, "Preliminary geologic observations of the Victorio mining district, Luna County, New Mexico", Geological Society of America, Rocky Mountain/Southcentral Region, Abstracts with programs, v. 33, no. 5, p. A58.
6. Donahue, K. M., McLemore, Virginia T., Campbell, Andrew R., 2001, "Preliminary geologic observations of the Victorio mining district, Luna County, New Mexico", Geological Society of America, Rocky Mountain Section, 53rd Annual Meeting; Abstracts with Programs, vol. 33, no. 5, p. 58.
7. Donahue, K. M., Mclemore, V. T., and Campbell, A. R., 2002, "Geologic Observations of the Victorio Mountains Mining District, Luna County, New Mexico", Abstracts of oral and poster presentations, Society of Economic Geologists, Global Exploration 2002, pp. 84-85.
8. Lueth, V.W., Peters, L., Campbell, A.R., Donahue, K., McLemore, V.T., and Walker, B.M., 2005, "40Ar/39Ar age and geomorphic development of hydrothermal alteration scars in the Red River valley, New Mexico", Geological Society of America, Abstracts and Programs, v. 37, n. 7, p. 394.
9. McLemore, V. T., Donahue, K., Krueger, C. B., Rowe, A., Ulbricht, L., Jackson, M. J., Breese, M. R., Jones, G., and Wilks, M., 2002, "Database of the uranium mines, prospects, occurrences, and mills in New Mexico", Navajo Abandoned Uranium Mines (NAUM) Partnering Workshop, Farmington, p. 1.

*Indicates experience prior to BC

10. Walsh, P., McLemore, V.T., Donahue, K.M., Tachie-Menson, S., Guitierrez, L.A.F., Shannon, H.R., Jones, G.E., 2005, "Mapping the interior of a mine rock pile: Trenches in Goat Hill North, Molycorp Mine, Questa, New Mexico", Geological Society 2005 Spring Meeting, Abstracts and Programs and New Mexico Geology, v. 27, n. 2, p. 50.

Professional Organizations

- Colorado Section of SME – Board member 2017 - present
- Society of Mining, Metallurgy, and Exploration (SME)
- Geological Society of America (GSA)
- Society of Economic Geologist (SEG)
- New Mexico Chapter of SME – Board member 2004 - 2008
- Women's Auxiliary to the American Institute of Mining, Metallurgical and Petroleum Engineers (WAAIME) -scholarship committee board member 2005 - 2008

*Indicates experience prior to BC

Appendix D: Data Usability Summary Report

DATA USABILITY SUMMARY REPORT
PATCHOGUE FORMER MGP SITE

Client: Brown and Caldwell, Albany, New York
SDGs: 410-110319-1
Laboratory: Eurofins Lancaster Laboratories, Lancaster, Pennsylvania
Site: Patchogue, NY
Date: January 31, 2023

Client Sample ID	Laboratory Sample ID	Matrix
MW-1-20221219	410-110319-1	Groundwater
MW-10S-20221219	410-110319-2	Groundwater
FB-20221219	410-110319-3	Water
MW-8S-20221219	410-110319-4	Groundwater
MW-7S-20221220	410-110319-5	Groundwater
MW-14S-20221220	410-110319-6	Groundwater
MW-12S-20221220	410-110319-7	Groundwater
MW-12D-20221220	410-110319-8	Groundwater
MW-11S-20221220	410-110319-9	Groundwater
MW-4S-20221220	410-110319-10	Groundwater
MW-3-20221220	410-110319-11	Groundwater
MW-13S-20221220	410-110319-12	Groundwater
MW-13D-20221220	410-110319-13	Groundwater
DUP-20221220	410-110319-14	Groundwater
TripBlank-20221220	410-110319-15	Trip Blank

Data validation was performed on the analytical data for fifteen (15) samples collected on December 19 through 20, 2022 by Brown and Caldwell associates at the Patchogue Site in New York. The samples were analyzed under the Environmental Protection Agency (USEPA) "Volatile Organic Compounds by Gas Chromatography/ Mass Spectrometry (GC/MS), SW-846 Method 8020C", August 2006, "Test Methods for Evaluating Solid Wastes, SW-846 Method 8270D (SIM), February 2007" and "Test Methods for Evaluating Solid Wastes, SW-846 Method 3510C, Rev 3", December 1996. Specific method references are as follows:

Analysis	*Method References*
Volatile Organic Compounds (VOCs)	USEPA SW-846 SW8260C
Semi Volatile Organic Compounds (SVOCs)	USEPA SW-846 SW8270D

The data have been validated according to the protocols and quality control (QC) requirements of the analytical methods and the USEPA Region II Data Review Standard Operating Procedures (SOPs) as follows:

- SOP Number HW-34a, Revision 0, July 2015, Trace Volatile Data Validation;
- SOP Number HW-35a, Revision 0, June 2015, Semivolatile Data Validation;
- and the reviewer's professional judgment.

The following items/criteria were reviewed for this report:

- Data Completeness
- Holding times and sample preservation
- Field Duplicate Accuracy
- Internal Standard Area and RT
- Surrogates
- Laboratory Control Sample (LCS) recoveries
- Matric Spike and Matrix Spike Duplicate Samples
- Method and field blank contamination
- Initial and continuing calibration summaries
- Compound Quantitation
- Reporting Limits
- Sample comments and Quality Control Summaries

Overall Usability Issues:

Overall, the data is acceptable for the intended purposes. Analytical issues were found with headspace preservation, duplicate comparisons, and surrogate recoveries. Associated sample results are appropriately qualified and are usable for intended purpose, with the exception of sample MW-12S-20221220 in the VOA vials which had some rejections for not meeting headspace preservation requirements. Although the data are rejected, the data can be used for comparison purposes since results align with historical data.

Holding Times

- Holding times were achieved for all analyses with the exception of FB-20221219, MW-1-20221219, MW-10S-20221219 and MW-8S-20221219. Samples were prepared outside of the hold time due to the holiday and are qualified as estimated, J/UJ, reason code 1.

Field Duplicate Accuracy

- One duplicate was collected for this dataset. DUP-20221220 is the sample duplicate for MW-3-20221220. All relative percent differences were within control limits.

Internal Standard Areas

- All samples exhibited acceptable internal standard values.

Surrogates

- All samples exhibited acceptable surrogate recovery values.

Laboratory Control Samples

- All laboratory control samples and laboratory control sample duplicated exhibited acceptable recovery values and relative percent differences.

Matric Spike and Matrix Spike Duplicate (MS/MSD) Samples

- The MS/MSD samples were analyzed on MW-10S-20221219, and percent recoveries are within acceptable limits.

Method, Trip, and Field Blanks

- The method blank for analysis batch 331907 had multiple detections. Associated samples were non-detect and not qualified.
- The trip blank was free of contamination.
- The field blank was free of contamination.

Initial Calibration

- All recoveries and/or correlation coefficient criteria were met.

Continuing Calibration

- All Percent Drift criteria were met.
- All recoveries and/or correlation coefficient criteria were met.

Compound Quantitation

- All sample detections detected above the MDL and below the RL are appropriately qualified as estimated, J, by the laboratory.

Reporting Limits

- Samples MW-11S-20221220, MW-4S-20221220, MW-3-2022122, and DUP-20221220 were diluted due to elevated SVOC concentrations. Elevated reporting limits are provided.
- All other laboratory reporting limits were met.

Please contact the undersigned if you have any questions or need further information.

Signed: Kelly Donahue Dated: January 31, 2023

Kelly Donahue, P.G..
Senior Geochemist and Validator
Brown and Caldwell

Data Qualifiers

J = The analyte was positively identified; the associated numerical value is the approximate concentration of the analyte in the sample.

UJ = The analyte was not detected above the sample reporting limit; and the reporting limit is approximate.

U = The analyte was analyzed for but was not detected above the method detection limit.

R = The sample results is rejected due to serious deficiencies. The presence or absence of the analyte cannot be verified.

Reason Codes

1	Holding time violation
2	Method blank contamination
3	Surrogate recovery
4	MS/MSD recovery
5	MS/MSD precision outside limits
6	LCS recovery
7	Field blank contamination
8	Field duplicate precision outside limits
9	Other deficiencies (including cooler temperature)
A	Absence of supporting QC
S	ICV, CCV or column performance check problem
Y	Initial and continuing calibration blank problem
M	Interference check samples problem
O	Post digestion spike outside of 85-115%
F	MSA correlation coefficient <0.995, or MSA not done
G	Serial dilution problem
K	DFTPP or BFB tuning problem
Q	Initial calibration problem
X	Internal standard recovery problem
V	Second source standard calibration verification problem
L	Low bias
Z	Retention time problem
N	Counting time error (radionuclide chemistry)
W	Detector instability (radionuclide chemistry)
C	Co-elution of compounds
E	Value exceeds linear calibration range
I	Interferences present during analysis
T	Trace level compound, poor quantitation
P	1C/2C precision outside limits
B	LCS/LCSD precision outside limits
D	Lab Dup/Rep precision outside limits
H	High bias

Appendix F: Evaluation of Potential Impact to River from Increased pH Levels in Groundwater – December 2020 Data

Appendix F

Evaluation of Potential Impact to River from Site Constituents in Groundwater Patchogue Former MGP Site Patchogue, New York

As described in the First Quarter 2020 Groundwater Monitoring Report, some potentially MGP-related constituents were detected in the shallow groundwater (i.e., the upper ±18 feet) in the vicinity of the ISS mass during the first groundwater monitoring event following implementation of the site remedy. It is expected these constituents are a result of the short-term disturbance of the subsurface that occurred during implementation of the ISS and, their presence is temporary. Shallow groundwater generally flows from northwest to the south and southeast across the Site toward the Patchogue River (see Figure F-1 for a depiction of shallow groundwater flow). The concentrations of most of the constituents that were detected and potentially mobile in the dissolved phase in groundwater (benzene, ethylbenzene, xylenes and naphthalene) were below surface water quality criteria listed in the New York State Ambient Water Quality Standards and Guidance Values (NYSDEC, June 1998 with Addenda dated April 2000 and June 2004) that are applicable to the Patchogue River (the portion of the Patchogue River proximal to the Site is classified as a Class C water body per 6 NYCRR Part 897). Therefore, they do not have the potential to impact the river. However, the concentration in groundwater of three potentially mobile constituents (acenaphthene, fluorene and pyrene) were slightly above their respective applicable surface water quality criteria. Although it was not anticipated that these constituent concentrations would result in an impact to surface water quality if they discharged to the river, the following analysis was conducted to confirm this.

An analysis was conducted to assess the potential for discharge of site-related constituents in shallow groundwater to impact water quality in the Patchogue River. The evaluation was conducted by estimating the rate at which a mass of site-related constituents, dissolved in groundwater, may be contributing to the surface water in the Patchogue River (i.e., the mass flux of constituents from groundwater to surface water). This approach is consistent with that described in the document entitled "Groundwater Remediation Strategies Tool" (American Petroleum Institute Publication 4730, December 2003). The equation for calculating the mass flux of a constituent is:

$$mf = \Sigma\, C_i q_i A_i$$

Where: mf = total mass flux of dissolved constituent from the source (µg/sec)

C_i = concentration of the constituent (µg/mL=µg/cm^3)

q_i = specific discharge through the flow area (cm/sec)

where: q_i=Ki, with K= hydraulic conductivity (cm/sec) and i=hydraulic gradient (cm/cm)

A_i = flow area perpendicular to flow (cm^2)

where: A_i=(L)(b), with L=width of constituent plume perpendicular to flow and b=plume thickness

In applying this evaluation to the Site, an estimate of mass flux of a constituent (in µg/sec) was calculated shallow groundwater. The mass flux for the shallow groundwater was calculated across a cross-sectional flow area positioned at the downgradient side of the former MGP site, aligned perpendicular to groundwater flow (which in this case is typically parallel or sub-parallel to the shore line). The vertical dimension of the flow area is equal to the plume thickness (b) within the shallow groundwater. The horizontal dimension of the flow area, L, is equal to the width of the constituent plume, which is based on the isoconcentration contours developed from the results of the March 2020 sampling event (see Figures F-2 through F-4). The concentration of site constituents in the Patchogue River resulting from groundwater discharge was estimated using the following equation:

$$C_R = mf_{sgw}/D_R$$

Where: C_R = Concentration of constituent in the river (µg/L)

mf_{sgw} = Mass flux to the river from shallow groundwater (µg/s)

D_R = Patchogue River volumetric flow (L/s)

To address some of the uncertainties in this evaluation, conservative assumptions were made in the above-described calculations which result in river water concentration estimates that are biased high. These assumptions are as follows:

- The hydraulic gradient (i) of groundwater is variable across the Site and thus, the highest hydraulic gradient value was used in the calculation. The larger the value of i, the greater the calculated value of mass flux.
- The plume thickness (b) was estimated conservatively by using the distance from the top of the water table to the top of the well screen of a deeper well at a well couplet, yet the actual plume thickness may be somewhat less, as site constituents were either not detected or detected at very low levels in the deeper wells positioned adjacent to the river. The larger the value of b, the greater the calculated value of mass flux.
- The river volumetric flow value used to calculate in river concentrations (11.2 ft^3/s or 317 L/s) was derived using a 7Q10 flow analysis (the lowest 7-day average flow that occurs, on average, once every 10 years) for the period April 1, 1958 through March 31, 1968 using data from a USGS river gauging station proximal the Site (USGS 01306000, Patchogue River at Patchogue New York). Thus, it was assumed for this estimate that the flow rate in the river is equal to that during periods of very low flow, and the lower the assumed river flow, the greater the estimated concentration in the river water. For comparison, the mean river flow rate at the same river gauging location using data from 1945 to 1976 is 20.4 ft^3/s (579 L/s). Table F-1 provides the data used to determine the 7Q10 flow in the Patchogue River. Attachment F-1 presents the data plotted on log probability paper and the resultant 7Q10 flow value.

To screen for potential impacts to the river, the estimated concentrations of acenaphthene, fluorene and pyrene were developed using the above-described method and compared to the New York State Ambient Water Quality Standards and Guidance Values (NYSDEC, June 1998 with Addenda dated April 2000 and June 2004). Listed in the table below are standards and guidance values for acenaphthene, fluorene and pyrene that are applicable to the various classes of fresh water.

Fresh Surface Water Standards and Guidance Values

Substance	Water Class (per 6NYCRR Part 701)	Standard (µg/l)	Guidance Value (µg/l)	Protection for:
Acenaphthene	A, A-S, AA, AA-S, B, C	--	5.3	Fish propagation
	A, A-S, AA, AA-S, B, C, D	--	48	Fish survival
	A, A-S, AA, AA-S	20	--	Aesthetics
Fluorene	A, A-S, AA, AA-S	--	50	Drinking water source
	A, A-S, AA, AA-S, B, C	--	0.54	Fish propagation
	A, A-S, AA, AA-S, B, C, D	--	4.8	Fish survival
Pyrene	A, A-S, AA, AA-S	--	50	Drinking water source
	A, A-S, AA, AA-S, B, C	--	4.6	Fish propagation
	A, A-S, AA, AA-S, B, C, D	--	42	Fish survival

Attachments F-2 through F-4 contain the calculations and results for each of these constituents. The estimated concentrations in the Patchogue River resulting from site groundwater impacts are as follows:

- Acenaphthene = 0.0033 µg/L
- Fluorene = 0.00050 µg/L
- Pyrene = 0.00127 µg/L

These conservatively-estimated (i.e., biased high) concentrations are three orders of magnitude below the surface water standards and guidance values listed above, including the lowest standard applicable to Class C surface waters. Also, the estimated concentration of fluorene is below the analytical laboratory detection limits for this constituent. Based on the evaluation conducted, site-related constituents in shallow groundwater do not impact surface water quality in the Patchogue River.

Tables

TABLE F-1
SUMMARY OF DATA USED TO CALCULATE 7Q10 FLOW IN PATCHOGUE RIVER
PATCHOGUE FORMER MGP SITE
PATCHOGUE, NEW YORK

Water Year(1)	Low Flow (ft^3/s)	Rank	Probability
1961	20.1	1	0.091
1958	19.1	2	0.182
1960	16.9	3	0.273
1962	16.6	4	0.364
1959	16.0	5	0.455
1967	14.4	6	0.545
1964	13.6	7	0.636
1965	12.9	8	0.727
1963	12.4	9	0.818
1966	11.1	10	0.909

Notes:
(1) - 7Q10 flow (ft^3/s) calculated using data from a USGS river gauging station (USGS 01306000 PATCHOGUE RIVER AT PATCHOGUE NY), for period 4/1/1958 through 3/31/1968.

ft^3/s - cubic feet per second

Figures

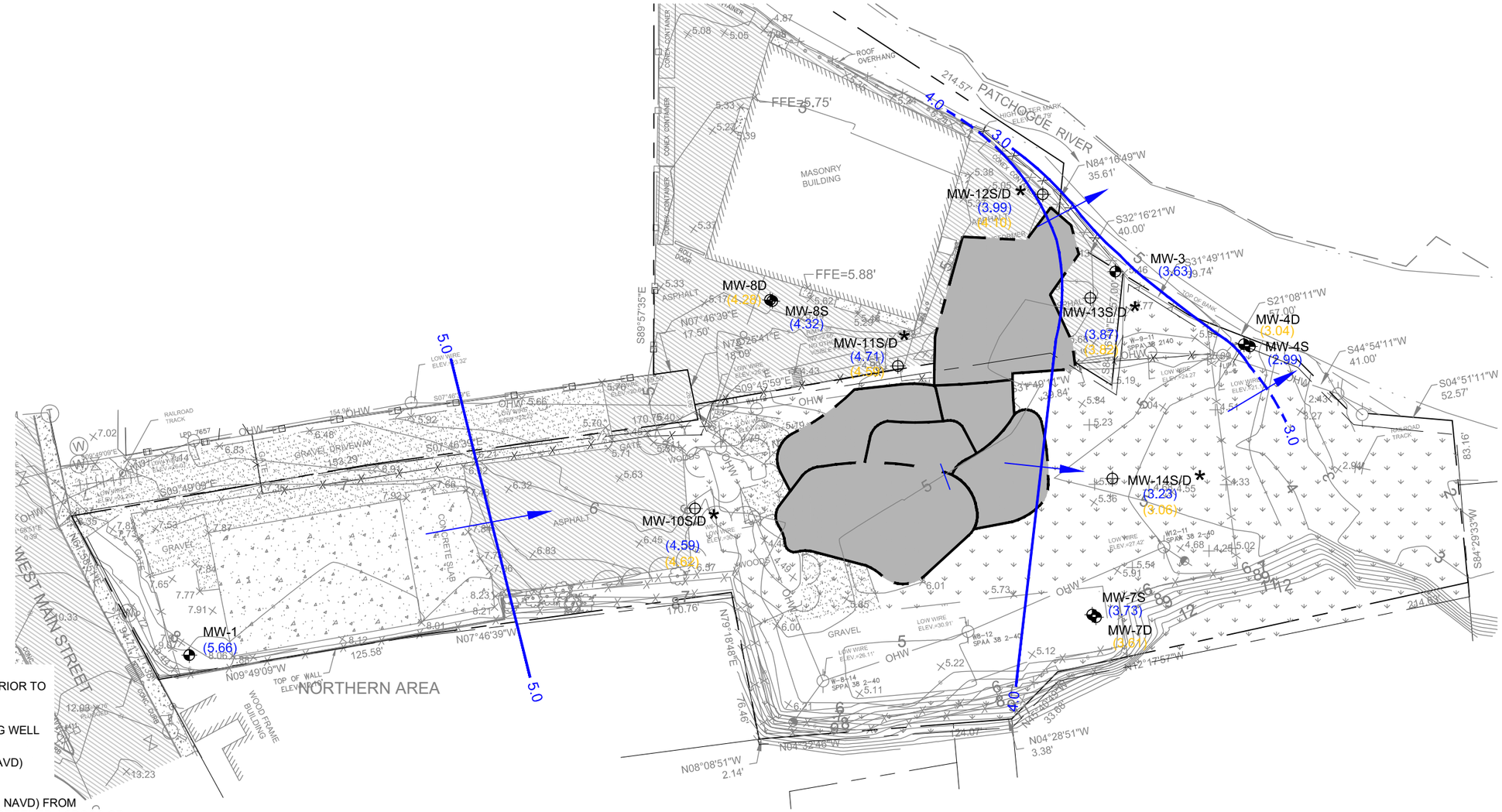

0 60 120

SCALE IN FEET

LEGEND:

- PROPERTY LINE
- FENCE
- TOPOGRAPHIC CONTOUR
- MONITORING WELL INSTALLED PRIOR TO REMEDIATION
- POST-REMEDIATION MONITORING WELL
- 4 — WATER TABLE CONTOUR (FT., NAVD) DASHED WHERE INFERRED
- (3.87) — GROUNDWATER ELEVATION (FT., NAVD) FROM SHALLOW MONITORING WELL (SCREENED ACROSS OR CLOSE TO WATER TABLE)
- (3.06) — GROUNDWATER ELEVATION (FT., NAVD) FROM DEEP MONITORING WELL (SCREENED BELOW WATER TABLE). VALUE NOT USED FOR CONTOURING.
- GENERALIZED DIRECTION OF GROUNDWATER FLOW
- * — HORIZONTAL LOCATION AND POSTED GROUNDWATER ELEVATION DATA IS APPROXIMATE, AS SURVEYING OF WELLS WILL BE PERFORMED FOLLOWING COMPLETION OF FINAL SITE RESTORATION ACTIVITIES.

NOTES:

1. BASE MAP INFORMATION OBTAINED FROM TETRA TECH EC, INC. DRAWING ENTITLED "CONCEPTUAL SITE MODEL", DATED DECEMBER 17, 2008.

Brown AND Caldwell

SCALE: 1" = 60'

153021

DATE: May 6, 2020

NATIONAL GRID
PATCHOGUE FORMER MGP SITE
VILLAGE OF PATCHOGUE, NEW YORK

WATER TABLE ELEVATION CONTOUR MAP
MARCH 17, 2020

FIGURE

F-1

Path: \\bcusrfp01\Projects\DRAFTING\NATIONAL_GRID\Patchogue\Quarterly-GW-Contour-Map File Name: FIG-1-(Mar2020) Plot Date: May 6, 2020 7:32 AM Cadd User: Alan Santiago

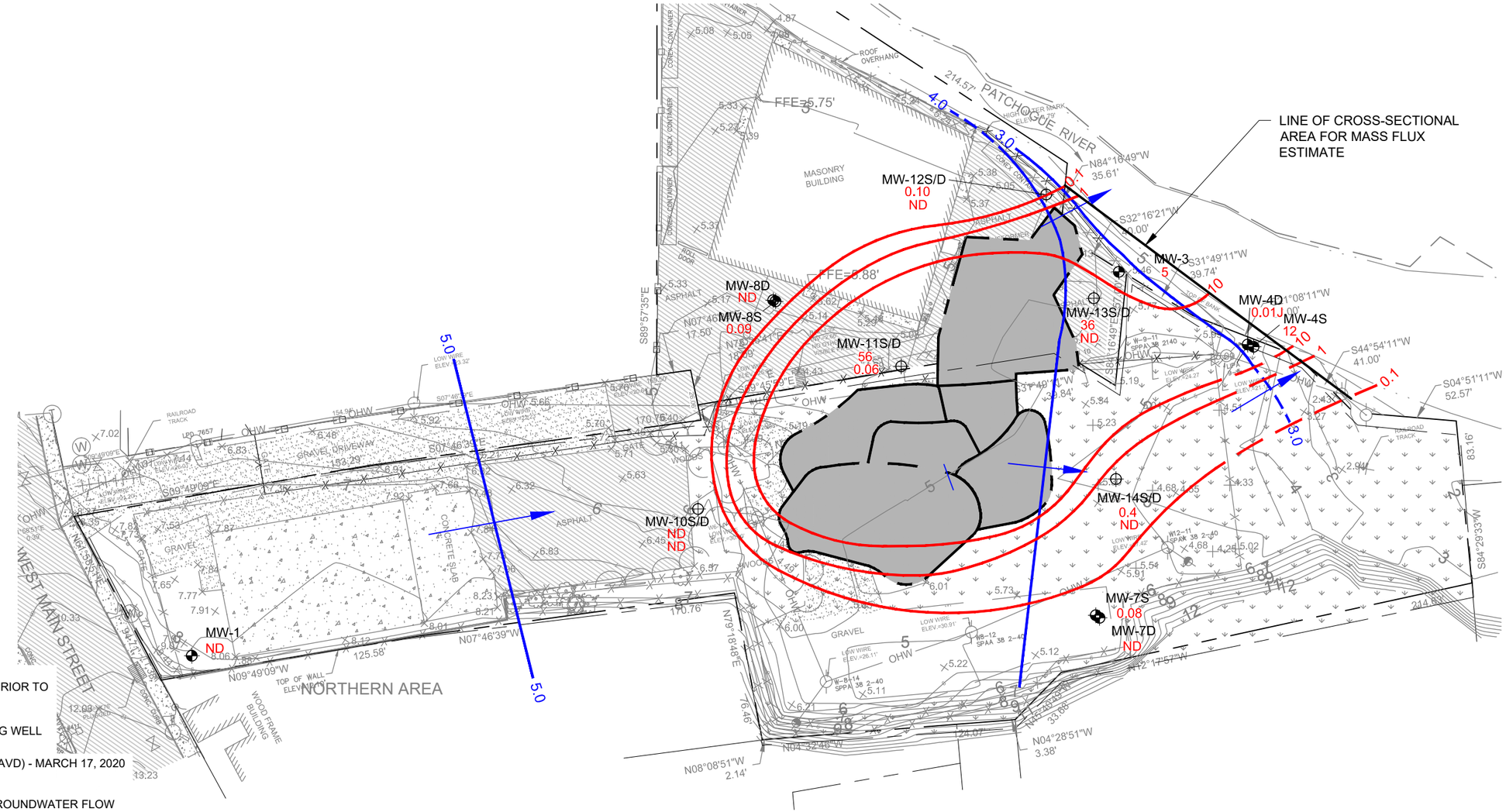

LEGEND:

- PROPERTY LINE
- FENCE
- TOPOGRAPHIC CONTOUR
- MONITORING WELL INSTALLED PRIOR TO REMEDIATION
- POST-REMEDIATION MONITORING WELL
- 4 — WATER TABLE CONTOUR (FT., NAVD) - MARCH 17, 2020 DASHED WHERE INFERRED
- GENERALIZED DIRECTION OF GROUNDWATER FLOW
- 1 — ISOCONCENTRATION CONTOUR (DASHED WHERE INFERRED). LOGARITHMIC CONTOUR INTERVAL (µg/L)
- 12 — ACENAPHTHENE CONCENTRATION IN GROUNDWATER (µg/L) - MARCH 2020
- J — ESTIMATED CONCENTRATION
- ND — NOT DETECTED

NOTES:

1. BASE MAP INFORMATION OBTAINED FROM TETRA TECH EC, INC. DRAWING ENTITLED "CONCEPTUAL SITE MODEL", DATED DECEMBER 17, 2008.

Brown AND Caldwell

SCALE: 1" = 60'

153021

DATE: May 6, 2020

NATIONAL GRID
PATCHOGUE FORMER MGP SITE
VILLAGE OF PATCHOGUE, NEW YORK

ACENAPHTHENE IN GROUNDWATER
MARCH 2020

FIGURE

F-2

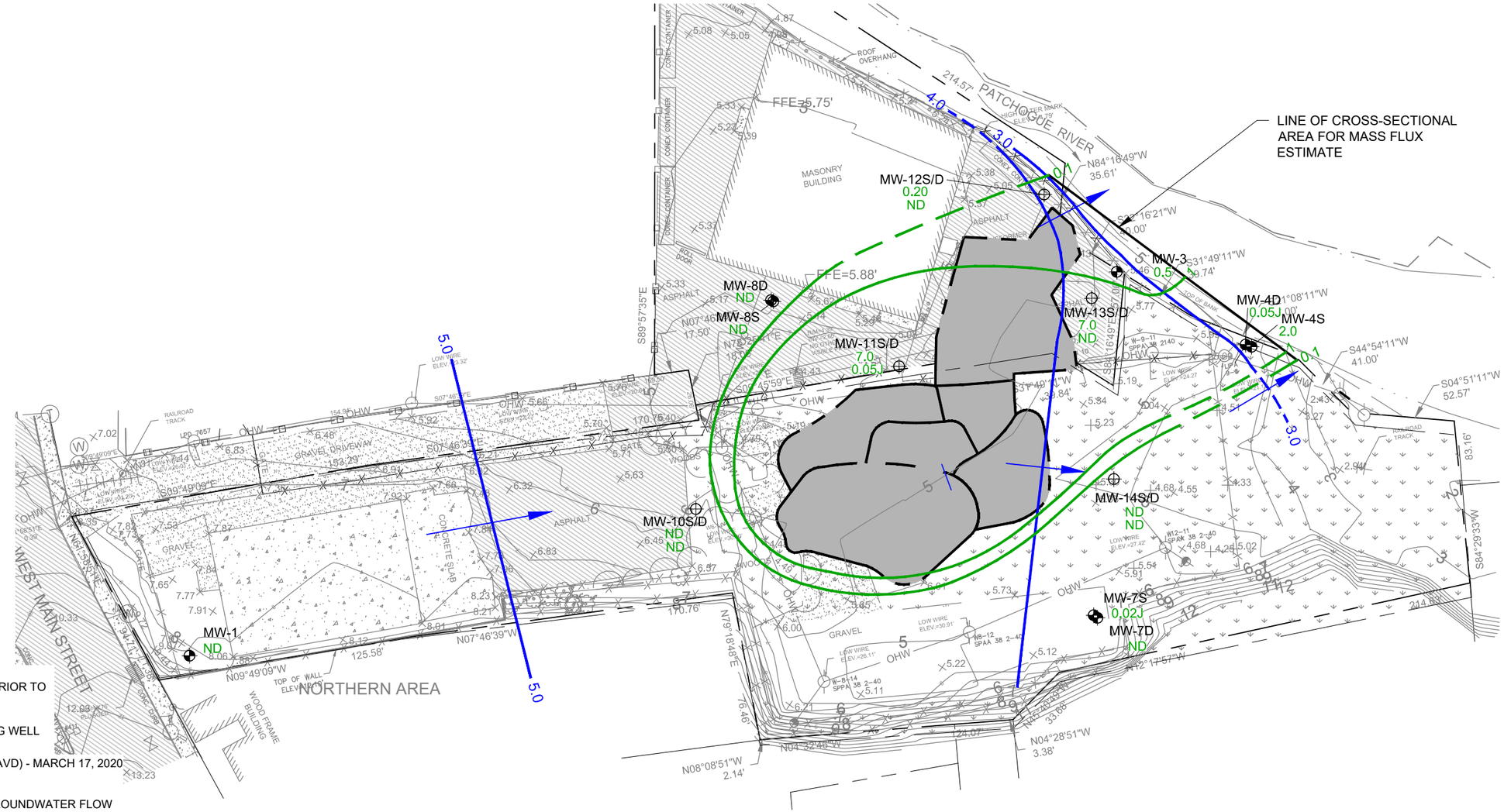

NOTES:
1. BASE MAP INFORMATION OBTAINED FROM TETRA TECH EC, INC. DRAWING ENTITLED "CONCEPTUAL SITE MODEL", DATED DECEMBER 17, 2008.

Brown AND Caldwell

SCALE: 1" = 60'

153021

DATE: May 6, 2020

NATIONAL GRID
PATCHOGUE FORMER MGP SITE
VILLAGE OF PATCHOGUE, NEW YORK

FLUORENE IN GROUNDWATER
MARCH 2020

FIGURE
F-3

Path: \\bcusrfp01\Projects\DRAFTING\NATIONAL_GRID\Patchogue\Quarterly-GW-Contour-Map File Name: FIG-E_3_fluorene_March2020 Plot Date: May 29, 2020 10:23 AM Cadd User: Alan Santiago

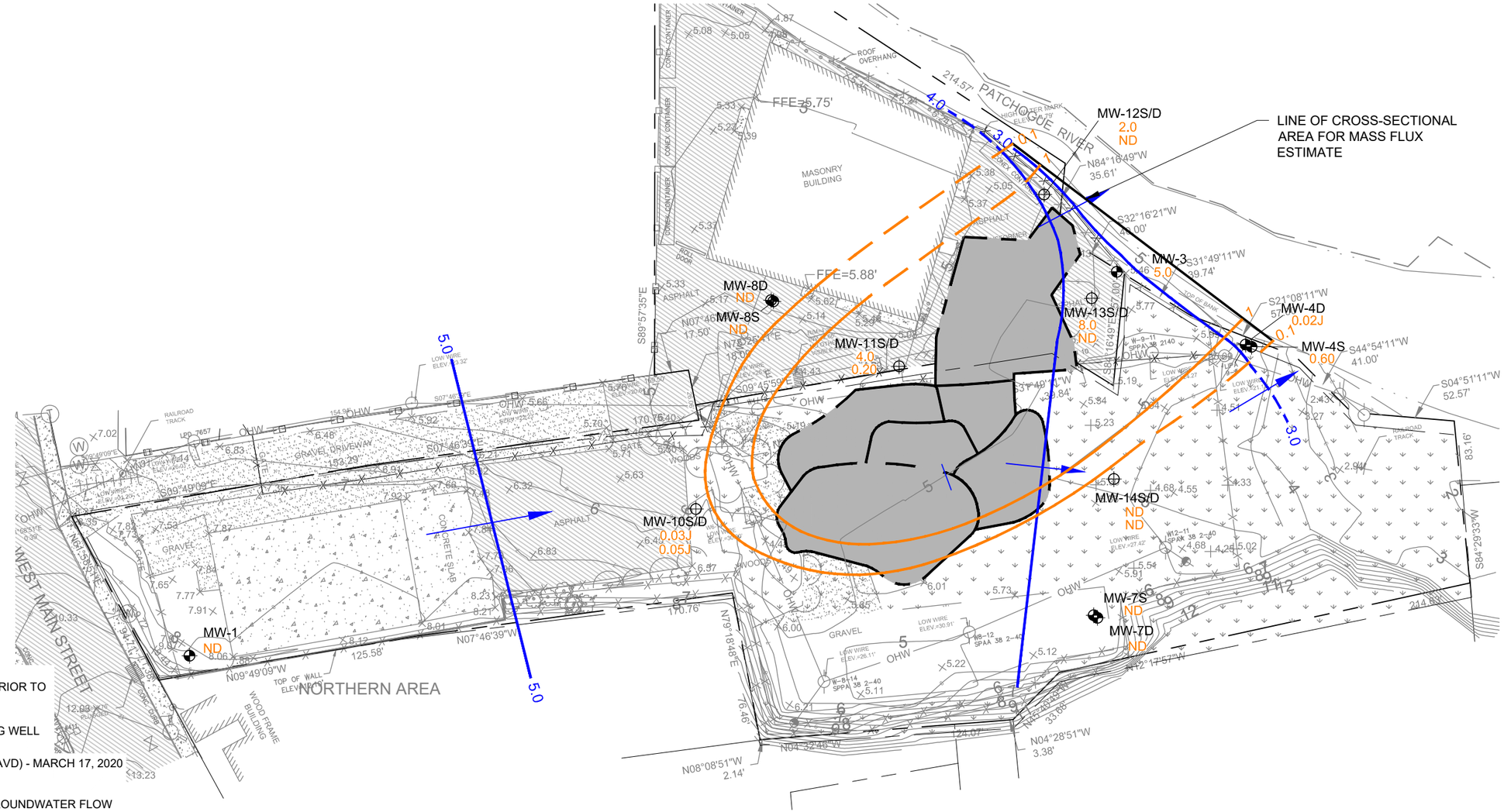

LEGEND:

- PROPERTY LINE
- FENCE
- 10 TOPOGRAPHIC CONTOUR
- MONITORING WELL INSTALLED PRIOR TO REMEDIATION
- POST-REMEDIATION MONITORING WELL
- 4 WATER TABLE CONTOUR (FT., NAVD) - MARCH 17, 2020 DASHED WHERE INFERRED
- GENERALIZED DIRECTION OF GROUNDWATER FLOW
- 1 ISOCONCENTRATION CONTOUR (DASHED WHERE INFERRED). LOGARITHMIC CONTOUR INTERVAL (µg/L)
- 5.0 PYRENE CONCENTRATION IN GROUNDWATER (µg/L) - MARCH 2020
- J ESTIMATED CONCENTRATION
- ND NOT DETECTED

NOTES:

1. BASE MAP INFORMATION OBTAINED FROM TETRA TECH EC, INC. DRAWING ENTITLED "CONCEPTUAL SITE MODEL", DATED DECEMBER 17, 2008.

Brown AND Caldwell

SCALE: 1" = 60'

153021

DATE: May 6, 2020

NATIONAL GRID
PATCHOGUE FORMER MGP SITE
VILLAGE OF PATCHOGUE, NEW YORK

PYRENE IN GROUNDWATER
MARCH 2020

FIGURE

F-4

Path: \\bcusrfp01\Projects\DRAFTING\NATIONAL_GRID\Patchogue\Quarterly-GW-Contour-Map File Name: FIG-E_4_pyrene_March2020 Plot Date: May 29, 2020 10:21 AM Cadd User: Alan Santiago

Attachments

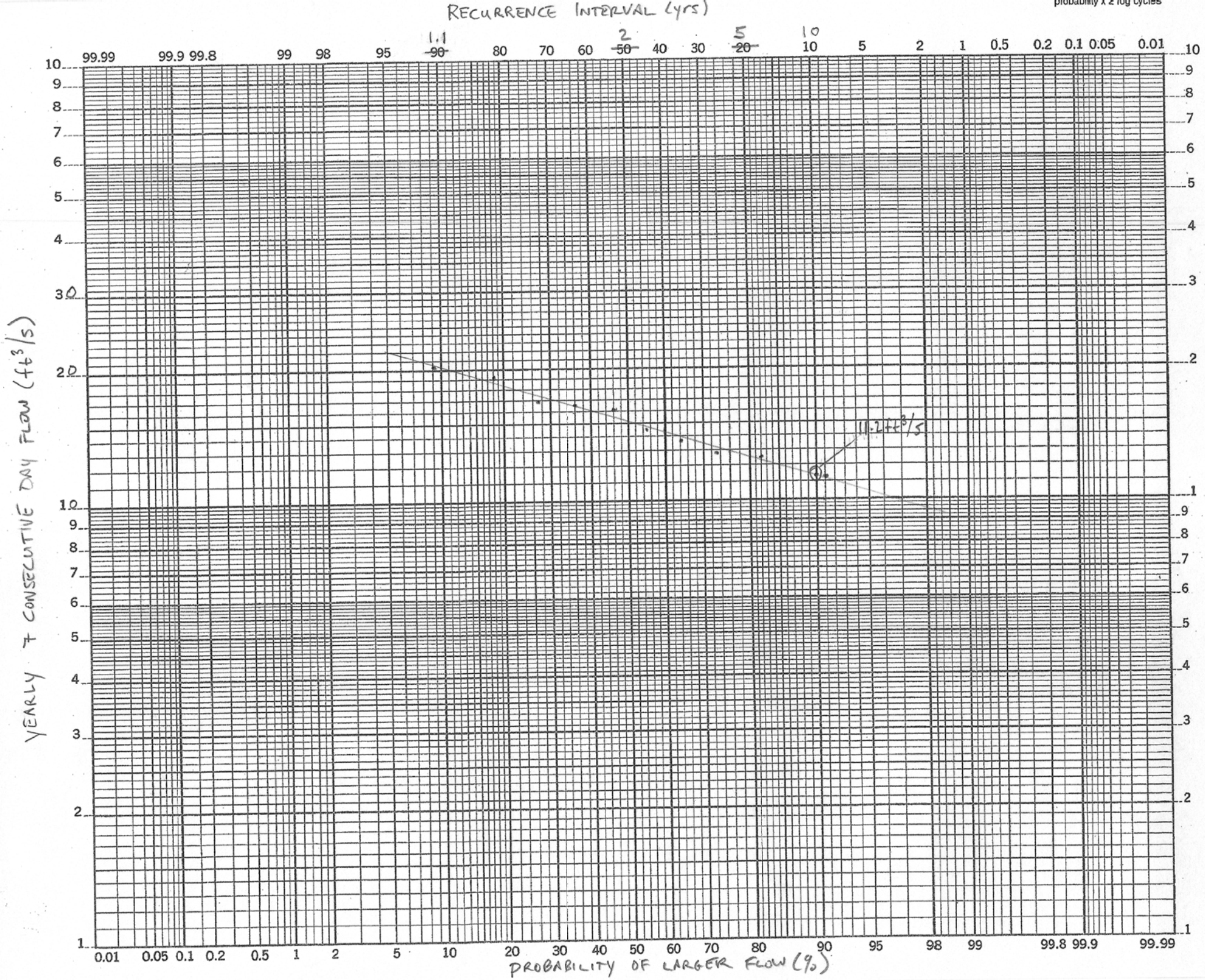
RECURRENCE INTERVAL (yrs)
1.1
2
5
10
~~90~~
~~50~~
~~20~~
99.99 99.9 99.8 99 98 95 80 70 60 40 30 10 5 2 1 0.5 0.2 0.1 0.05 0.01
probability x 2 log cycles
YEARLY 7 CONSECUTIVE DAY FLOW (ft³/s)
30
20
10
11.2 ft³/s
0.01 0.05 0.1 0.2 0.5 1 2 5 10 20 30 40 50 60 70 80 90 95 98 99 99.8 99.9 99.99
PROBABILITY OF LARGER FLOW (%)

ATTACHMENT F-2
MASS FLUX CALCULATIONS - ACENAPHTHENE
PATCHOGUE RIVER

Mass Flux Calculation
Enter site data in yellow highlighted cells

Acenaphthene (March 2020) **Figure No.** See Figure F-2

mf = kiA * C
Where:
mf = mass flux, µg/s
k = hydraulic conductivity, cm/s
I = hydraulic gradient, dimensionless
A = cross-sectional area, $cm^{2\,(L\,*\,b)}$
C = (µg/L)/1000=µg/cm^3

Shallow Groundwater Flux

0.1-1 Contour

k =	6.1E-03	hydraulic conductivity, cm/s				Geometric mean of PDI slug tests for shallow water table wells	Contour Interval	Geomean	Segment Length	Thickness
i =	0.013	hydraulic gradient, dimensionless				Measured in vicinity of selected contours	0.1			
C=	0.316227766	µg/L =	0.000316228	µg/cm^3		Geometric mean concentration between selected contours	1	0.32	36	18
L =	36	ft =	1097.28	cm		Length of segment between selected contours [C]	10	3.16	90	18
b =	18	ft =	548.64	cm		Saturated thickness	12	10.95	45	18
mf =	1.5E-02	µg/s	4.8E-01	g/yr	0.00105	lbs/yr				

1-10 Contour

k =	6.1E-03	hydraulic conductivity, cm/s				Geometric mean of PDI slug tests for shallow water table wells
i =	0.013	hydraulic gradient, dimensionless				Measured in vicinity of selected contours
C=	3.16	µg/L =	0.003162278	µg/cm^3		Geometric mean concentration between selected contours
L =	90	ft =	2743.2	cm		Length of segment between selected contours [C]
b =	18	ft =	548.64	cm		Saturated thickness
mf =	3.8E-01	µg/s	1.2E+01	g/yr	0.0262	lbs/yr

10-12 Contour

k =	6.1E-03	hydraulic conductivity, cm/s				Geometric mean of PDI slug tests for shallow water table wells
i =	0.013	hydraulic gradient, dimensionless				Measured in vicinity of selected contours
C=	10.95	µg/L =	0.010954451	µg/cm^3		Geometric mean concentration between selected contours
L =	45	ft =	1371.6	cm		Length of segment between selected contours [C]
b =	18	ft =	548.64	cm		Saturated thickness
mf =	6.5E-01	µg/s	2.1E+01	g/yr	0.045	lbs/yr
mf_{sgw} =	1	µg/s	33	g/yr	0.1	lbs/yr

River Concentration

$$C_R = \frac{mf_{sgw}}{D_R}$$

Where:
D_R = Patchogue River flow, L/s — 11.2 — 7Q10 flow (ft^3/s) calculated using data from a USGS river gauging station (USGS 01306000 PATCHOGUE RIVER AT PATCHOGUE NY), for period 4/1/1958 through
mf_{sgw} = Shallow groundwater flux — See above

D_R = 11.2 ft^3/s = 317 L/s

C_R = 0.0033 µg/L

ATTACHMENT F-3
MASS FLUX CALCULATIONS - FLUORENE
PATCHOGUE RIVER

Mass Flux Calculation
Enter site data in yellow highlighted cells

Fluorene (March 2020) **Figure No.** See Figure F-3

mf = kiA * C
Where:
mf = mass flux, µg/s
k = hydraulic conductivity, cm/s
I = hydraulic gradient, dimensionless
A = cross-sectional area, $cm^{2\,(L\,*\,b)}$
C = (µg/L)/1000=µg/cm^3

Shallow Groundwater Flux

0.1-1 Contour

k =	6.1E-03	hydraulic conductivity, cm/s			Geometric mean of PDI slug tests for shallow water table wells		
i =	0.013	hydraulic gradient, dimensionless			Measured in vicinity of selected contours		
C=	0.316227766	µg/L =	0.000316228	µg/cm^3	Geometric mean concentration between selected contours		
L =	90	ft =	2743.2	cm	Length of segment between selected contours [C]		
b =	18	ft =	548.64	cm	Saturated thickness		
mf =	3.8E-02	µg/s	1.2E+00	g/yr	0.00262	lbs/yr	

Contour Interval	Geomean	Segment Length	Thickness
0.1			
1	0.32	90	18
2	1.41	65	18

1-2 Contour

k =	6.1E-03	hydraulic conductivity, cm/s			Geometric mean of PDI slug tests for shallow water table wells		
i =	0.013	hydraulic gradient, dimensionless			Measured in vicinity of selected contours		
C=	1.41	µg/L =	0.001414214	µg/cm^3	Geometric mean concentration between selected contours		
L =	65	ft =	1981.2	cm	Length of segment between selected contours [C]		
b =	18	ft =	548.64	cm	Saturated thickness		
mf =	1.2E-01	µg/s	3.8E+00	g/yr	0.0085	lbs/yr	
mf_{sgw} =	0	µg/s	5	g/yr	0.0	lbs/yr	

River Concentration

$$C_R = \frac{mf_{sgw}}{D_R}$$

Where:
D_R = Patchogue River flow, L/s — 11.2 — 7Q10 flow (ft^3/s) calculated using data from a USGS river gauging station (USGS 01306000 PATCHOGUE RIVER AT PATCHOGUE NY), for period 4/1/1958 through
mf_{sgw} = Shallow groundwater flux — See above

D_R = 11.2 ft^3/s = 317 L/s

C_R = 0.00050 µg/L

ATTACHMENT F-4
MASS FLUX CALCULATIONS - PYRENE
PATCHOGUE RIVER

Mass Flux Calculation
Enter site data in yellow highlighted cells

Pyrene (March 2020) **Figure No.** See Figure F-4

mf = kiA * C

Where:
mf = mass flux, µg/s
k = hydraulic conductivity, cm/s
I = hydraulic gradient, dimensionless
A = cross-sectional area, $cm^{2\,(L\,*\,b)}$
C = (µg/L)/1000=µg/cm^3

Shallow Groundwater Flux

0.1-1 Contour

k =	6.1E-03	hydraulic conductivity, cm/s			Geometric mean of PDI slug tests for shallow water table wells		
i =	0.013	hydraulic gradient, dimensionless			Measured in vicinity of selected contours		
C=	0.316227766	µg/L =	0.000316228	µg/cm^3	Geometric mean concentration between selected contours		
L =	38	ft =	1158.24	cm	Length of segment between selected contours [C]		
b =	18	ft =	548.64	cm	Saturated thickness		
mf =	1.6E-02	µg/s	5.0E-01	g/yr	0.00111	lbs/yr	

Contour Interval	Geomean	Segment Length	Thickness
0.1			
1	0.32	38	18
5	2.24	130	18

1-5 Contour

k =	6.1E-03	hydraulic conductivity, cm/s			Geometric mean of PDI slug tests for shallow water table wells		
i =	0.013	hydraulic gradient, dimensionless			Measured in vicinity of selected contours		
C=	2.24	µg/L =	0.002236068	µg/cm^3	Geometric mean concentration between selected contours		
L =	130	ft =	3962.4	cm	Length of segment between selected contours [C]		
b =	18	ft =	548.64	cm	Saturated thickness		
mf =	3.9E-01	µg/s	1.2E+01	g/yr	0.0268	lbs/yr	
mf_{sgw} =	0	µg/s	13	g/yr	0.0	lbs/yr	

River Concentration

$$C_R = \frac{mf_{sgw}}{D_R}$$

Where:
D_R = Patchogue River flow, L/s — 11.2 — 7Q10 flow (ft^3/s) calculated using data from a USGS river gauging station (USGS 01306000 PATCHOGUE RIVER AT PATCHOGUE NY), for period 4/1/1958 through
mf_{sgw} = Shallow groundwater flux — See above

D_R = 11.2 ft^3/s = 317 L/s

C_R = 0.00127 µg/L

Appendix G

Evaluation of Potential Impact to River from Site Constituents in Groundwater Patchogue Former MGP Site Patchogue, New York

As described in the Second Quarter 2020 Groundwater Monitoring Report, some potentially MGP-related constituents were detected in the shallow groundwater (i.e., the upper ±18 feet) in the vicinity of the ISS mass during the second groundwater monitoring event following implementation of the site remedy. It is expected these constituents are a result of the disturbance of the subsurface that occurred during implementation of the ISS and, their presence is temporary. Shallow groundwater generally flows from northwest to the south and southeast across the Site toward the Patchogue River (see Figure G-1 for a depiction of shallow groundwater flow). The concentrations of most of the constituents that were detected and potentially mobile in the dissolved phase in groundwater (benzene and ethylbenzene) were below surface water quality criteria listed in the New York State Ambient Water Quality Standards and Guidance Values (NYSDEC, June 1998 with Addenda dated April 2000 and June 2004) that are applicable to the Patchogue River (the portion of the Patchogue River proximal to the Site is classified as a Class C water body per 6 NYCRR Part 897). Therefore, they do not have the potential to impact the water quality in the river. However, the concentration in groundwater of four potentially mobile constituents (acenaphthene, fluorene, naphthalene and pyrene) were above their respective applicable surface water quality criteria. Although it was not anticipated that these constituent concentrations would result in an impact to surface water quality if they discharged to the river, a mass flux analysis was conducted to confirm this. The concentrations of acenaphthene, fluorene and pyrene in the June 2020 samples were similar (within the same order of magnitude) to those in the March 2020 samples. Since the estimated surface water concentrations of these three constituents based on the mass flux analysis using the March 2020 data (see Appendix F) were three orders of magnitude below applicable surface water criteria, an additional estimation of concentrations of these constituents in the river is not necessary, and the analysis discussed herein was conducted for naphthalene only.

An analysis was conducted to assess the potential for discharge of naphthalene in shallow groundwater to impact water quality in the Patchogue River. The evaluation was conducted by estimating the rate at which a mass of naphthalene, dissolved in groundwater, may be contributing to the surface water in the Patchogue River (i.e., the mass flux of constituents from groundwater to surface water). This approach is consistent with that described in the document entitled "Groundwater Remediation Strategies Tool" (American Petroleum Institute Publication 4730, December 2003). The equation for calculating the mass flux of a constituent is:

$$mf = \Sigma\, C_i q_i A_i$$

Where: mf = total mass flux of dissolved constituent from the source (µg/sec)

C_i = concentration of the constituent (µg/mL=µg/cm^3)

q_i = specific discharge through the flow area (cm/sec)

where: q_i=Ki, with K= hydraulic conductivity (cm/sec) and i=hydraulic gradient (cm/cm)

A_i = flow area perpendicular to flow (figure cm^2)

where: A_i=(L)(b), with L=width of constituent plume perpendicular to flow and b=plume thickness

In applying this evaluation to the Site, an estimate of mass flux of a constituent (in µg/sec) was calculated for shallow groundwater. The mass flux for the shallow groundwater was calculated across a cross-sectional flow area positioned at the downgradient side of the former MGP site, aligned perpendicular to groundwater flow (which in this case is typically parallel or sub-parallel to the shore line). The vertical dimension of the flow area is equal to the plume thickness (b) within the shallow groundwater. The horizontal dimension of the flow area, L, is equal to the width of the constituent plume, which is based on the isoconcentration contours developed from the results of the June 2020 sampling event (see Figure G-2). The concentration of site constituents in the Patchogue River resulting from groundwater discharge was estimated using the following equation:

$$C_R = mf_{sgw}/D_R$$

Where: C_R = Concentration of constituent in the river (µg/L)

mf_{sgw} = Mass flux to the river from shallow groundwater (µg/s)

D_R = Patchogue River volumetric flow (L/s)

To address some of the uncertainties in this evaluation, conservative assumptions were made in the above-described calculations which result in river water concentration estimates that are biased high. These assumptions are as follows:

- The hydraulic gradient (i) of groundwater is variable across the Site and thus, the highest hydraulic gradient value was used in the calculation. The larger the value of i, the greater the calculated value of mass flux.
- The plume thickness (b) was estimated conservatively by using the distance from the top of the water table to the top of the well screen of a deeper well at a well couplet, yet the actual plume thickness may be somewhat less, as site constituents were either not detected or detected at very low levels in the deeper wells positioned adjacent to the river. The larger the value of b, the greater the calculated value of mass flux.
- The river volumetric flow value used to calculate in river concentrations (11.2 ft^3/s or 317 L/s) was derived using a 7Q10 flow analysis (the lowest 7-day average flow that occurs, on average, once every 10 years) for the period April 1, 1958 through March 31, 1968 using data from a USGS river gauging station proximal the Site (USGS 01306000, Patchogue River at Patchogue New York). Thus, it was assumed for this estimate that the flow rate in the river is equal to that during periods of very low flow, and the lower the assumed river flow, the greater the estimated concentration in the river water. For comparison, the mean river flow rate at the same river gauging location using data from 1945 to 1976 is 20.4 ft^3/s (579 L/s). Table G-1 provides the data used to determine the 7Q10 flow in the Patchogue River. Attachment G-1 presents the data plotted on log probability paper and the resultant 7Q10 flow value.

To screen for potential impacts to the river, the estimated concentration of naphthalene was calculated using the above-described method and compared to the New York State Ambient Water Quality Standards and Guidance Values (NYSDEC, June 1998 with Addenda dated April 2000 and June 2004). Listed in the table below are standards and guidance values for naphthalene that are applicable to the various classes of fresh water.

Fresh Surface Water Standards and Guidance Values

Substance	Water Class (per 6NYCRR Part 701)	Standard (µg/l)	Guidance Value (µg/l)	Protection for:
Naphthalene	A, A-S, AA, AA-S, B, C	--	13	Fish propagation
	A, A-S, AA, AA-S, B, C, D	--	110	Fish survival
	A, A-S, AA, AA-S	10	--	Aesthetics

Attachment G-2 contains the calculations and results for this constituent. The estimated concentration of naphthalene in the Patchogue River resulting from site groundwater impacts is 0.0197 µg/L. This conservatively-estimated (i.e., biased high) concentration is three orders of magnitude below the surface water standards and guidance values listed above, including the lowest standard applicable to Class C surface waters. Also, the estimated concentration is below the analytical laboratory detection limits for this constituent. Based on the evaluation conducted, site-related constituents in shallow groundwater do not impact surface water quality in the Patchogue River.

Tables

TABLE G-1
SUMMARY OF DATA USED TO CALCULATE 7Q10 FLOW IN PATCHOGUE RIVER
PATCHOGUE FORMER MGP SITE
PATCHOGUE, NEW YORK

Water Year(1)	Low Flow (ft^3/s)	Rank	Probability
1961	20.1	1	0.091
1958	19.1	2	0.182
1960	16.9	3	0.273
1962	16.6	4	0.364
1959	16.0	5	0.455
1967	14.4	6	0.545
1964	13.6	7	0.636
1965	12.9	8	0.727
1963	12.4	9	0.818
1966	11.1	10	0.909

Notes:
(1) - 7Q10 flow (ft^3/s) calculated using data from a USGS river gauging station (USGS 01306000 PATCHOGUE RIVER AT PATCHOGUE NY), for period 4/1/1958 through 3/31/1968.

ft^3/s - cubic feet per second

Figures

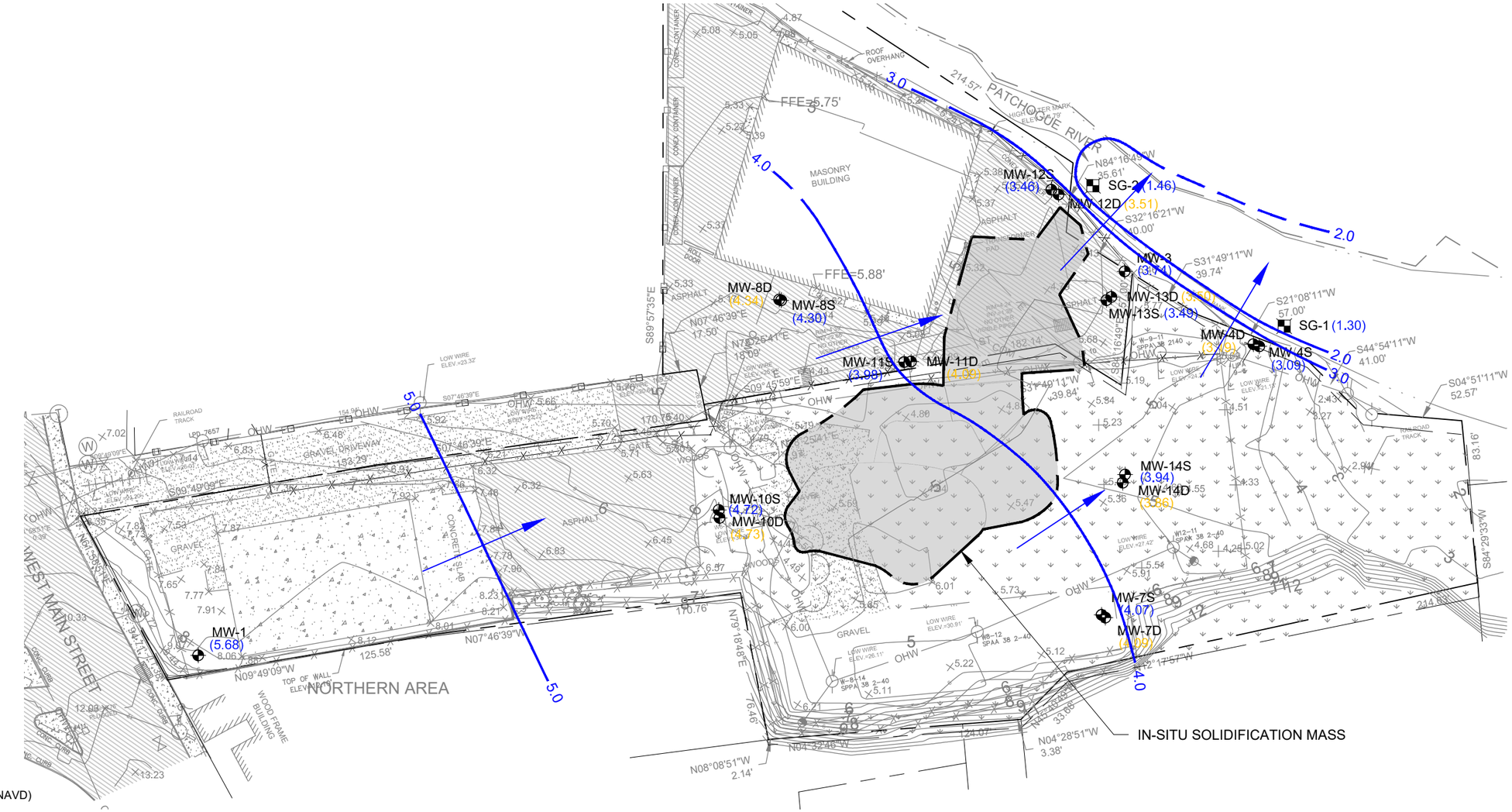

LEGEND:

- PROPERTY LINE
- FENCE
- TOPOGRAPHIC CONTOUR
- MONITORING WELL LOCATION
- STAFF GAGE LOCATION
- 4.0 — WATER TABLE CONTOUR (FT., NAVD) DASHED WHERE INFERRED
- (4.30) — GROUNDWATER ELEVATION (FT., NAVD) FROM SHALLOW MONITORING WELL (SCREENED ACROSS OR CLOSE TO WATER TABLE) OR RIVER LEVEL FROM STAFF GAUGE (FT., NAVD).
- (4.34) — GROUNDWATER ELEVATION (FT., NAVD) FROM DEEP MONITORING WELL (SCREENED BELOW WATER TABLE). VALUE NOT USED FOR CONTOURING.
- GENERALIZED DIRECTION OF GROUNDWATER FLOW

NOTES:

1. BASE MAP INFORMATION OBTAINED FROM TETRA TECH EC, INC. DRAWING ENTITLED "CONCEPTUAL SITE MODEL", DATED DECEMBER 17, 2008.

Brown AND Caldwell

SCALE: 1" = 60'

153021

DATE: July 29, 2020

NATIONAL GRID
PATCHOGUE FORMER MGP SITE
VILLAGE OF PATCHOGUE, NEW YORK

WATER TABLE ELEVATION CONTOUR MAP
JUNE 29, 2020

FIGURE

G-1

Path: P:\DRAFTING\NATIONAL_GRID\Patchogue\Quarterly-GW-Contour-Map File Name: FIG-1-(June-2020) Plot Date: September 16, 2020 1:43 PM Cadd User: Robert Near

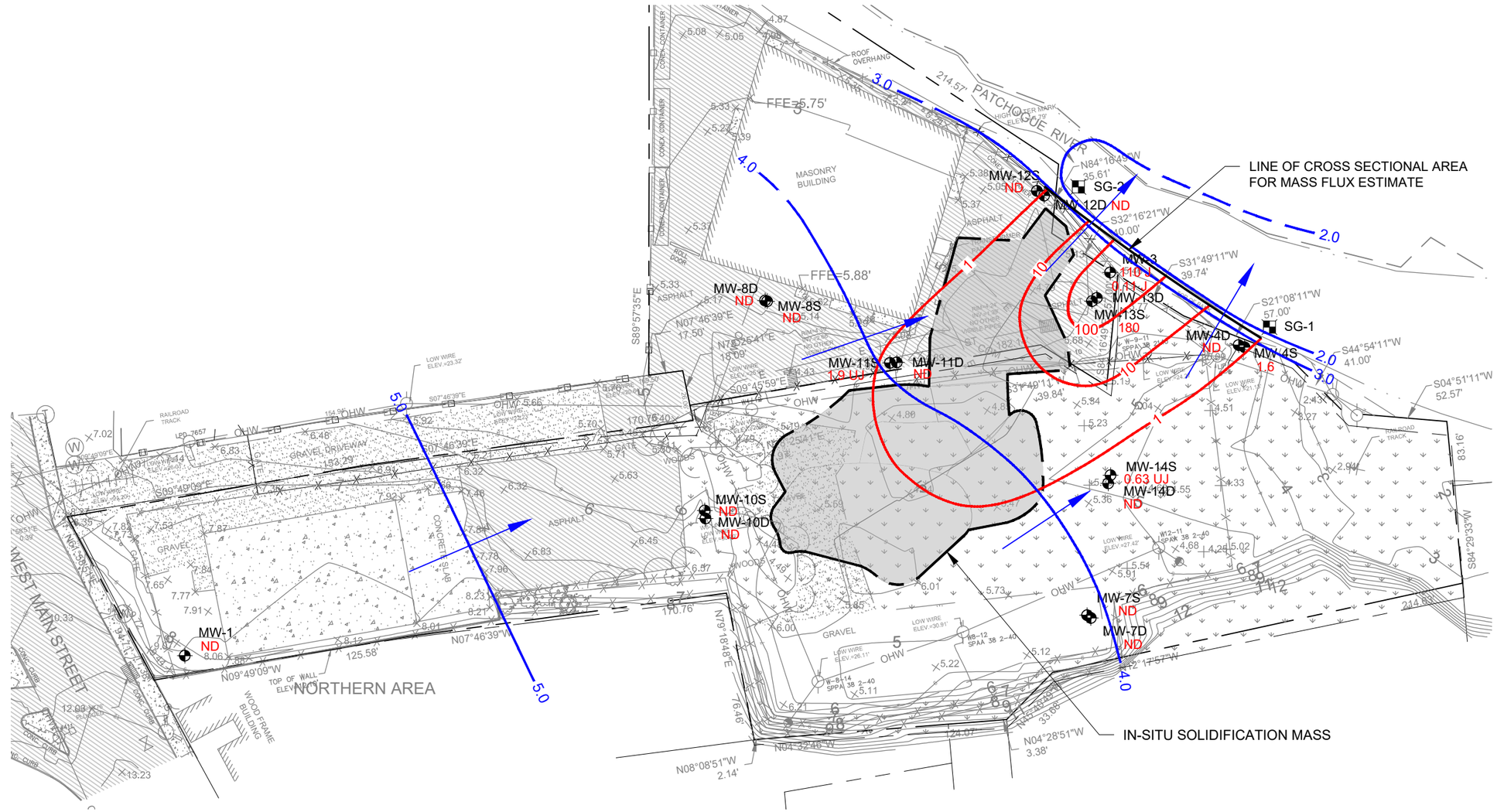

LEGEND:

- PROPERTY LINE
- FENCE
- 10 — TOPOGRAPHIC CONTOUR
- MONITORING WELL LOCATION
- STAFF GAGE LOCATION
- 4.0 — WATER TABLE CONTOUR (FT., NAVD) DASHED WHERE INFERRED
- GENERALIZED DIRECTION OF GROUNDWATER FLOW
- 10 — ISOCONCENTRATION CONTOUR. LOGARITHMIC CONTOUR INTERVAL (µg/L)
- 1.6 — NAPHTHALENE CONCENTRATION IN GROUNDWATER (µg/L) - JUNE 2020
- J — ESTIMATED CONCENTRATION
- ND — NOT DETECTED

NOTES:

1. BASE MAP INFORMATION OBTAINED FROM TETRA TECH EC, INC. DRAWING ENTITLED "CONCEPTUAL SITE MODEL", DATED DECEMBER 17, 2008.

Brown AND Caldwell

SCALE: 1" = 60'

153021

DATE: September 11, 2020

NATIONAL GRID
PATCHOGUE FORMER MGP SITE
VILLAGE OF PATCHOGUE, NEW YORK

NAPHTHALENE IN GROUNDWATER
JUNE 2020

FIGURE

G-2

Path: P:\DRAFTING\NATIONAL_GRID\Patchogue\Quarterly-GW-Contour-Map File Name: FIG-2_acenaphthene(June2020) Plot Date: September 16, 2020 1:43 PM Cadd User: Robert Near

Attachments

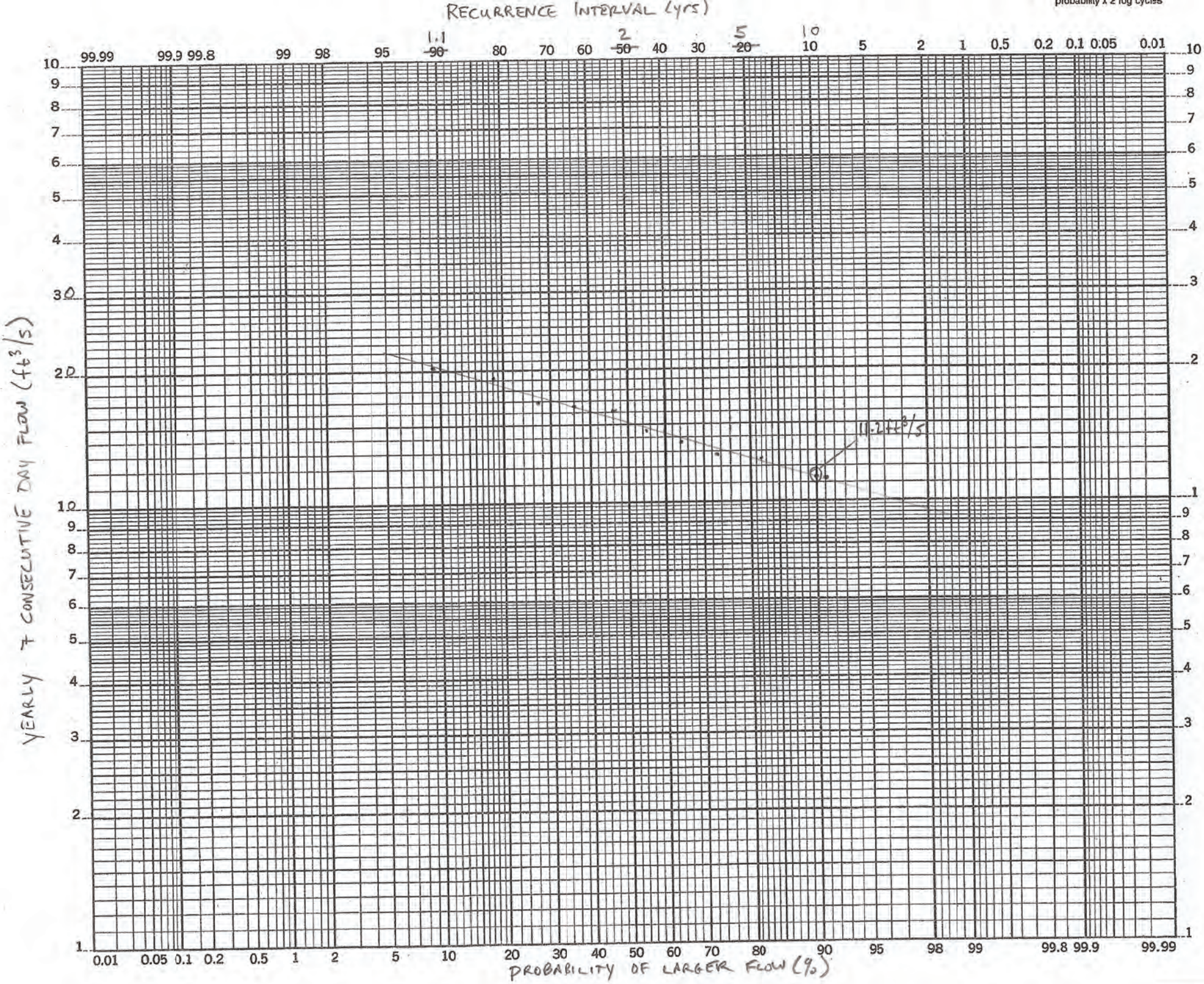
RECURRENCE INTERVAL (yrs)
1.1
2
5
10
~~90~~
~~50~~
~~20~~
99.99 99.9 99.8 99 98 95 80 70 60 40 30 10 5 2 1 0.5 0.2 0.1 0.05 0.01
YEARLY 7 CONSECUTIVE DAY FLOW (ft³/s)
30
20
10
11.2 ft³/s
0.01 0.05 0.1 0.2 0.5 1 2 5 10 20 30 40 50 60 70 80 90 95 98 99 99.8 99.9 99.99
PROBABILITY OF LARGER FLOW (%)

ATTACHMENT G-2
MASS FLUX CALCULATIONS - NAPHTHALENE
PATCHOGUE RIVER

Mass Flux Calculation
Enter site data in yellow highlighted cells

Naphthalene (June 2020) **Figure No.** See Figure G-2

mf = kiA * C
Where:
mf = mass flux, µg/s
k = hydraulic conductivity, cm/s
I = hydraulic gradient, dimensionless
A = cross-sectional area, $cm^{2\,(L\,*\,b)}$
C = (µg/L)/1000=µg/cm^3

Shallow Groundwater Flux

1-10 Contour

k =	6.1E-03	hydraulic conductivity, cm/s			Geometric mean of PDI slug tests for shallow water table wells		
i =	0.014	hydraulic gradient, dimensionless			Measured in vicinity of selected contours		
C=	3.16	µg/L =	0.00316	µg/cm^3	Geometric mean concentration between selected contours		
L =	66	ft =	2011.68	cm	Length of segment between selected contours [C]		
b =	18	ft =	548.64	cm	Saturated thickness		
mf =	3.0E-01	µg/s	9.4E+00	g/yr	0.02070	lbs/yr	

Contour Interval	Geomean	Segment Length	Thickness
1			
10	3.16	66	18
100	31.62	32	18
110	104.88	30	18

10-100 Contour

k =	6.1E-03	hydraulic conductivity, cm/s			Geometric mean of PDI slug tests for shallow water table wells		
i =	0.014	hydraulic gradient, dimensionless			Measured in vicinity of selected contours		
C=	31.62	µg/L =	0.0316	µg/cm^3	Geometric mean concentration between selected contours		
L =	32	ft =	975.36	cm	Length of segment between selected contours [C]		
b =	18	ft =	548.64	cm	Saturated thickness		
mf =	1.4E+00	µg/s	4.6E+01	g/yr	0.1003	lbs/yr	

100-110 Contour

k =	6.1E-03	hydraulic conductivity, cm/s			Geometric mean of PDI slug tests for shallow water table wells		
i =	0.014	hydraulic gradient, dimensionless			Measured in vicinity of selected contours		
C=	104.88	µg/L =	0.105	µg/cm^3	Geometric mean concentration between selected contours		
L =	30	ft =	914.4	cm	Length of segment between selected contours [C]		
b =	18	ft =	548.64	cm	Saturated thickness		
mf =	4.5E+00	µg/s	1.4E+02	g/yr	0.312	lbs/yr	
mf_{sgw} =	6	µg/s	197	g/yr	0.4	lbs/yr	

River Concentration

$$C_R = \frac{mf_{sgw}}{D_R}$$

Where:
D_R = Patchogue River flow, L/s — 11.2 — 7Q10 flow (ft^3/s) calculated using data from a USGS river gauging station (USGS 01306000 PATCHOGUE RIVER AT PATCHOGUE NY), for period 4/1/1958 through
mf_{sgw} = Shallow groundwater flux — See above

D_R = 11.2 ft^3/s = 317 L/s

C_R = 0.0197 µg/L

Appendix E

Evaluation of Potential Impact to River from Site Constituents in Groundwater Patchogue Former MGP Site Patchogue, New York

As described in the Third Quarter 2020 Groundwater Monitoring Report, some potentially MGP-related constituents were detected in the shallow groundwater (i.e., the upper ±18 feet) in the vicinity of the ISS mass during the first groundwater monitoring event following implementation of the site remedy. It is expected these constituents are a result of the short-term disturbance of the subsurface that occurred during implementation of the ISS and, their presence is temporary. Shallow groundwater generally flows from northwest to the south and southeast across the Site toward the Patchogue River (see Figure E-1 for a depiction of shallow groundwater flow). The concentrations of most of the constituents that were detected and potentially mobile in the dissolved phase in groundwater (benzene and ethylbenzene) were below surface water quality criteria listed in the New York State Ambient Water Quality Standards and Guidance Values (NYSDEC, June 1998 with Addenda dated April 2000 and June 2004) that are applicable to the Patchogue River (the portion of the Patchogue River proximal to the Site is classified as a Class C water body per 6 NYCRR Part 897). Therefore, they do not have the potential to impact the river. However, the concentration of six constituents (acenaphthene, benzo(a)anthracene, fluorene, naphthalene, phenanthrene and pyrene) were detected above their respective applicable surface water quality criteria in downgradient monitoring wells proximal to the river (MW-3 and MW-4S). Although it was not anticipated that these constituent concentrations would result in an impact to surface water quality if they discharged to the river, the following analysis was conducted to confirm this. The concentrations of acenaphthene and naphthalene in the September 2020 samples were similar (within the same order of magnitude) to those in the March and June 2020 samples. Since the estimated surface water concentrations of these two constituents based on the mass flux analysis using the March and June 2020 data were three orders of magnitude below applicable surface water criteria, an additional estimation of concentrations of these constituents in the river is not necessary. However, due to increased concentrations of benzo(a)anthracene, fluorene, phenanthrene and pyrene in MW-3, an additional analysis was conducted for these constituents.

An analysis was conducted to assess the potential for discharge of site-related constituents in shallow groundwater to impact water quality in the Patchogue River. The evaluation was conducted by estimating the rate at which a mass of site-related constituents, dissolved in groundwater, may be contributing to the surface water in the Patchogue River (i.e., the mass flux of constituents from groundwater to surface water). This approach is consistent with that described in the document entitled "Groundwater Remediation Strategies Tool" (American Petroleum Institute Publication 4730, December 2003). The equation for calculating the mass flux of a constituent is:

$$mf = \Sigma\, C_i q_i A_i$$

Where: mf = total mass flux of dissolved constituent from the source (µg/sec)

C_i = concentration of the constituent (µg/mL=µg/cm^3)

q_i = specific discharge through the flow area (cm/sec)

where: q_i=Ki, with K= hydraulic conductivity (cm/sec) and i=hydraulic gradient (cm/cm)

A_i = flow area perpendicular to flow (cm^2)

where: A_i=(L)(b), with L=width of constituent plume perpendicular to flow and b=plume thickness

In applying this evaluation to the Site, an estimate of mass flux of a constituent (in µg/sec) was calculated shallow groundwater. The mass flux for the shallow groundwater was calculated across a cross-sectional flow area positioned at the downgradient side of the former MGP site, aligned perpendicular to groundwater flow (which in this case is typically parallel or sub-parallel to the shore line). The vertical dimension of the flow area is equal to the plume thickness (b) within the shallow groundwater. The horizontal dimension of the flow area, L, is equal to the width of the constituent plume, which is based on the isoconcentration contours developed from the results of the September 2020 sampling event (see Figures E-2 through E-5). The concentration of site constituents in the Patchogue River resulting from groundwater discharge was estimated using the following equation:

$$C_R = mf_{sgw}/D_R$$

Where: C_R = Concentration of constituent in the river (µg/L)

mf_{sgw} = Mass flux to the river from shallow groundwater (µg/s)

D_R = Patchogue River volumetric flow (L/s)

To address some of the uncertainties in this evaluation, conservative assumptions were made in the above-described calculations which result in river water concentration estimates that are biased high. These assumptions are as follows:

- The hydraulic gradient (i) of groundwater is variable across the Site and thus, the highest hydraulic gradient value was used in the calculation. The larger the value of i, the greater the calculated value of mass flux.
- The plume thickness (b) was estimated conservatively by using the distance from the top of the water table to the top of the well screen of a deeper well at a well couplet, yet the actual plume thickness may be somewhat less, as site constituents were either not detected or detected at very low levels in the deeper wells positioned adjacent to the river. The larger the value of b, the greater the calculated value of mass flux.
- The river volumetric flow value used to calculate in river concentrations (11.2 ft^3/s or 317 L/s) was derived using a 7Q10 flow analysis (the lowest 7-day average flow that occurs, on average, once every 10 years) for the period April 1, 1958 through March 31, 1968 using data from a USGS river gauging station proximal the Site (USGS 01306000, Patchogue River at Patchogue New York). Thus, it was assumed for this estimate that the flow rate in the river is equal to that during periods of very low flow, and the lower the assumed river flow, the greater the estimated concentration in the river water. For comparison, the mean river flow rate at the same river gauging location using data from 1945 to 1976 is 20.4 ft^3/s (579 L/s). Table F-1 provides the data used to determine the 7Q10 flow in the Patchogue River. Attachment F-1 presents the data plotted on log probability paper and the resultant 7Q10 flow value.

To screen for potential impacts to the river, the estimated concentrations of benzo(a)anthracene, fluorene, phenanthrene and pyrene were developed using the above-described method and compared to the New York State Ambient Water Quality Standards and Guidance Values (NYSDEC, June 1998 with Addenda dated April 2000 and June 2004). Listed in the table below are standards and guidance values for benzo(a)anthracene, fluorene, phenanthrene and pyrene that are applicable to Class C Fresh Water (no standards have been developed for these compounds).

Class C Fresh Surface Water Standards and Guidance Values

Substance	Water Class (per 6NYCRR Part 701)	Standard (µg/l)	Guidance Value (µg/l)	Protection for:
Benzo(a)anthracene	A, A-S, AA, AA-S, B, C	--	0.03	Fish propagation
	A, A-S, AA, AA-S, B, C, D	--	0.23	Fish survival
Fluorene	A, A-S, AA, AA-S, B, C	--	0.54	Fish propagation
	A, A-S, AA, AA-S, B, C, D	--	4.8	Fish survival
Phenanthrene	A, A-S, AA, AA-S, B, C	--	5.0	Fish propagation
	A, A-S, AA, AA-S, B, C, D	--	45	Fish survival
Pyrene	A, A-S, AA, AA-S, B, C	--	4.6	Fish propagation
	A, A-S, AA, AA-S, B, C, D	--	42	Fish survival

Attachments E-2 through E-5 contain the calculations and results for each of these constituents. The estimated concentrations in the Patchogue River resulting from site groundwater impacts are as follows:

- Benzo(a)anthracene = 0.0008 µg/L
- Fluorene = 0.003 µg/L
- Phenanthrene = 0.001 µg/L
- Pyrene = 0.007 µg/L

These conservatively-estimated (i.e., biased high) concentrations are below the surface water standards and guidance values listed above, including the lowest standard applicable to Class C surface waters. Also, the estimated concentrations are below the analytical laboratory detection limits for these constituents. Based on the evaluation conducted, site-related constituents in shallow groundwater do not impact surface water quality in the Patchogue River.

Tables

TABLE E-1
SUMMARY OF DATA USED TO CALCULATE 7Q10 FLOW IN PATCHOGUE RIVER
PATCHOGUE FORMER MGP SITE
PATCHOGUE, NEW YORK

Water Year(1)	Low Flow (ft^3/s)	Rank	Probability
1961	20.1	1	0.091
1958	19.1	2	0.182
1960	16.9	3	0.273
1962	16.6	4	0.364
1959	16.0	5	0.455
1967	14.4	6	0.545
1964	13.6	7	0.636
1965	12.9	8	0.727
1963	12.4	9	0.818
1966	11.1	10	0.909

Notes:
(1) - 7Q10 flow (ft^3/s) calculated using data from a USGS river gauging station (USGS 01306000 PATCHOGUE RIVER AT PATCHOGUE NY), for period 4/1/1958 through 3/31/1968.

ft^3/s - cubic feet per second

Figures

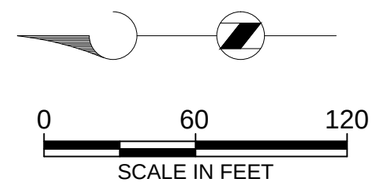

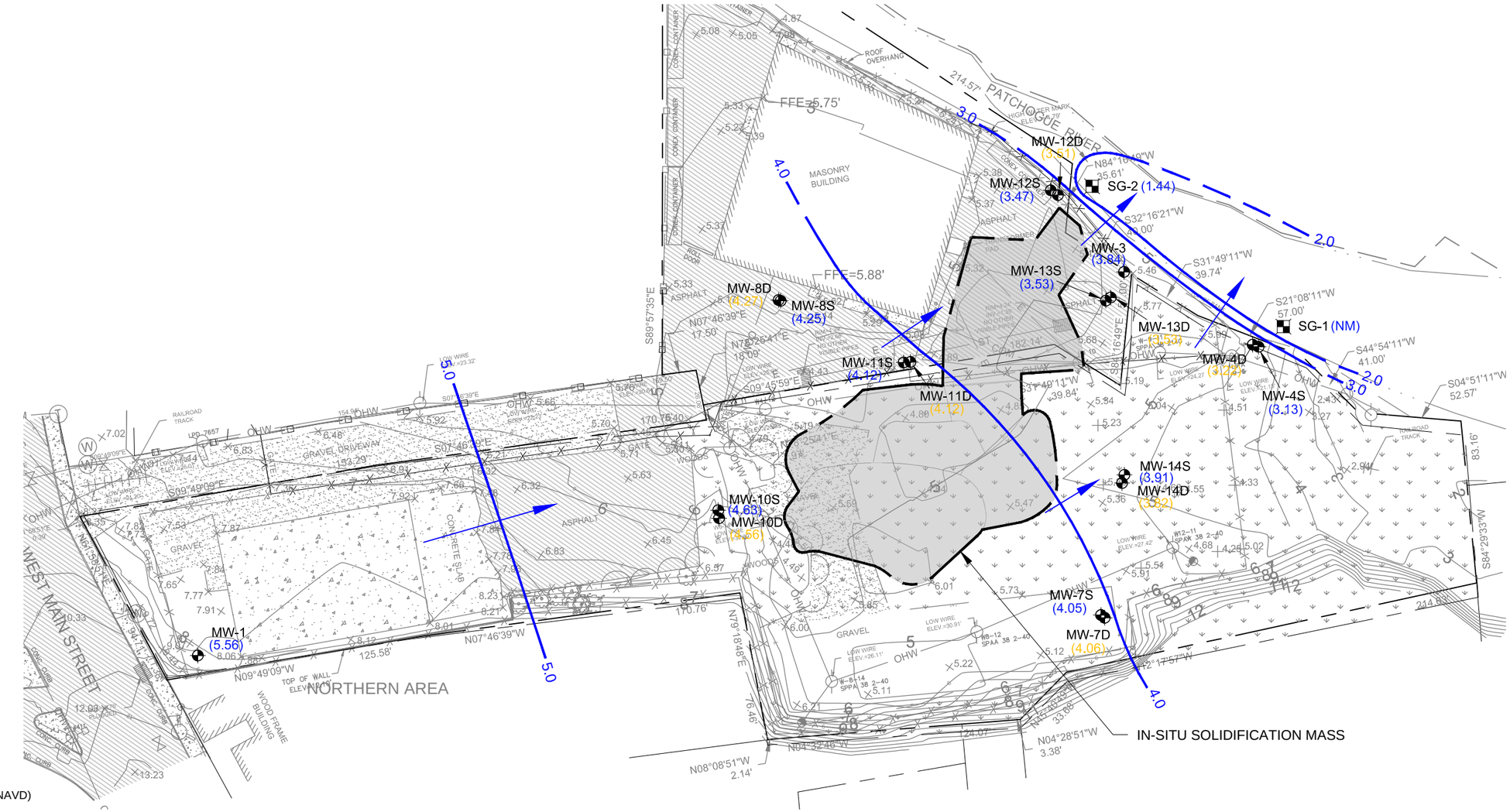

LEGEND:

- PROPERTY LINE
- FENCE
- TOPOGRAPHIC CONTOUR
- MONITORING WELL LOCATION
- STAFF GAGE LOCATION
- 4.0 — WATER TABLE CONTOUR (FT., NAVD) DASHED WHERE INFERRED
- (4.30) — GROUNDWATER ELEVATION (FT., NAVD) FROM SHALLOW MONITORING WELL (SCREENED ACROSS OR CLOSE TO WATER TABLE) OR RIVER LEVEL FROM STAFF GAUGE (FT., NAVD).
- (4.34) — GROUNDWATER ELEVATION (FT., NAVD) FROM DEEP MONITORING WELL (SCREENED BELOW WATER TABLE). VALUE NOT USED FOR CONTOURING.
- GENERALIZED DIRECTION OF GROUNDWATER FLOW

NOTES:

1. BASE MAP INFORMATION OBTAINED FROM TETRA TECH EC, INC. DRAWING ENTITLED "CONCEPTUAL SITE MODEL", DATED DECEMBER 17, 2008.

Brown AND Caldwell

SCALE: 1" = 60'

153021

DATE: July 29, 2020

NATIONAL GRID
PATCHOGUE FORMER MGP SITE
VILLAGE OF PATCHOGUE, NEW YORK

WATER TABLE ELEVATION CONTOUR MAP
SEPTEMBER, 2020

FIGURE

E-1

Path: \\bcusrfp01\Projects\DRAFTING\NATIONAL_GRID\Patchogue\Quarterly-GW-Contour-Map File Name: FIG-1-(Sept-2020) Plot Date: December 4, 2020 11:07 AM Cadd User: Alan Santiago

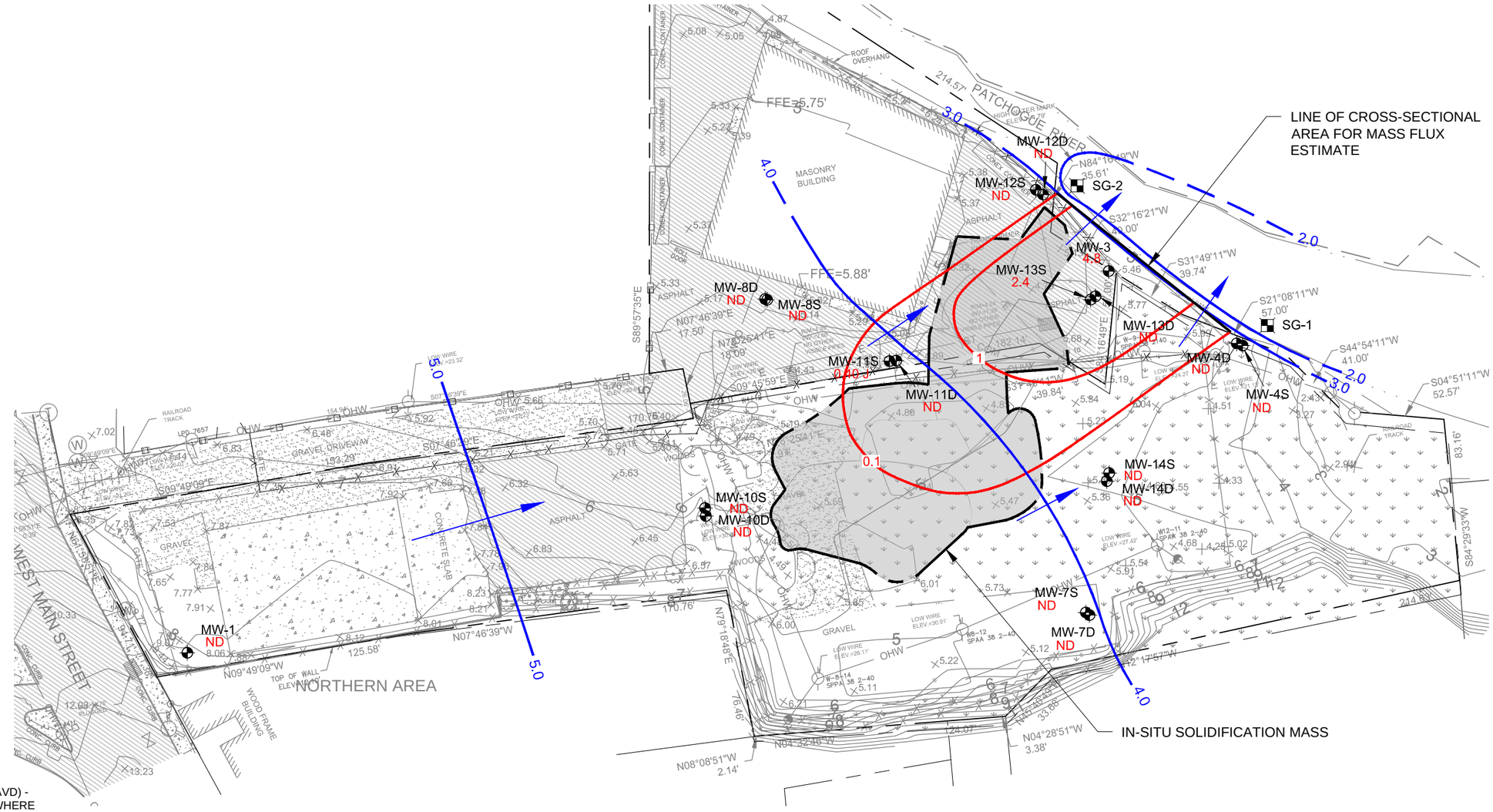

LEGEND:

- PROPERTY LINE
- FENCE
- TOPOGRAPHIC CONTOUR
- MONITORING WELL LOCATION
- STAFF GAGE LOCATION
- 4.0 — WATER TABLE CONTOUR (FT., NAVD) - SEPTEMBER 28, 2020 - DASHED WHERE INFERRED
- GENERALIZED DIRECTION OF GROUNDWATER FLOW
- 2.4 — BENZO(a)ANTHRACENE CONCENTRATION IN GROUNDWATER (µg/L) - SEPTEMBER 2020
- ND — NOT DETECTED
- J — ESTIMATED CONCENTRATION
- 1 — ISOCONCENTRATION CONTOUR. LOGARITHMIC CONTOUR INTERVAL (µg/L).

NOTES:

1. BASE MAP INFORMATION OBTAINED FROM TETRA TECH EC, INC. DRAWING ENTITLED "CONCEPTUAL SITE MODEL", DATED DECEMBER 17, 2008.

Brown AND Caldwell

SCALE: 1" = 60'

153021

DATE: November 17, 2020

NATIONAL GRID
PATCHOGUE FORMER MGP SITE
VILLAGE OF PATCHOGUE, NEW YORK

BENZO(a)ANTHRACENE IN GROUNDWATER (µg/L)
SEPTEMBER 2020

FIGURE

E-2

Path: \\bcusrfp01\Projects\DRAFTING\NATIONAL_GRID\Patchogue\Quarterly-GW-Contour-Map File Name: FIG-E-2_Benzo(a)athracene-(Sept-2020) Plot Date: December 4, 2020 11:08 AM Cadd User: Alan Santiago

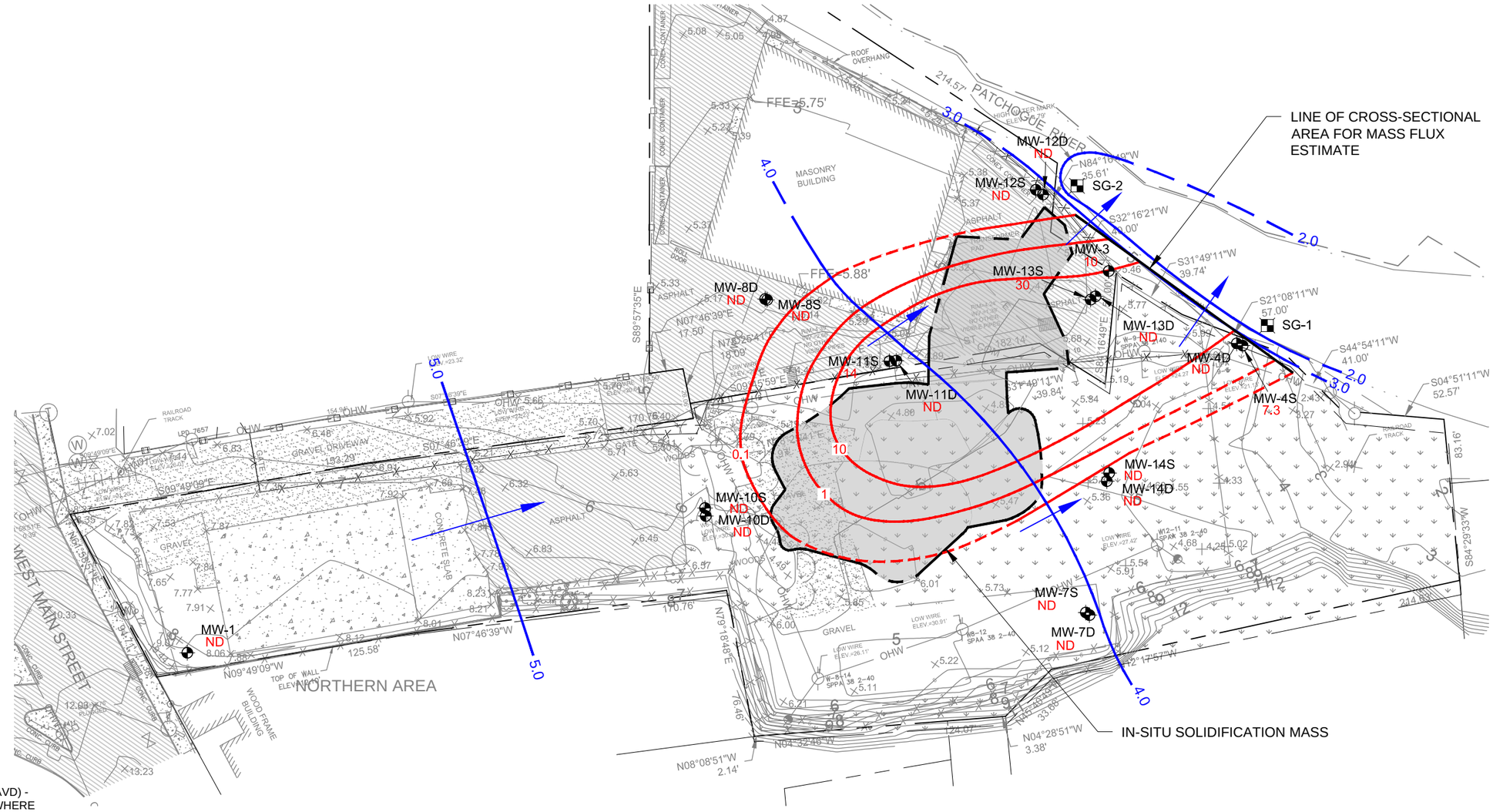

0 60 120

SCALE IN FEET

LEGEND:

- PROPERTY LINE
- FENCE
- TOPOGRAPHIC CONTOUR
- MONITORING WELL LOCATION
- STAFF GAGE LOCATION
- 4.0 — WATER TABLE CONTOUR (FT., NAVD) - SEPTEMBER 28, 2020 - DASHED WHERE INFERRED
- GENERALIZED DIRECTION OF GROUNDWATER FLOW
- 10 — FLUORENE CONCENTRATION IN GROUNDWATER (µg/L) - SEPTEMBER 2020
- ND — NOT DETECTED
- 10 — ISOCONCENTRATION CONTOUR (DASHED WHERE INFERRED). LOGARITHMIC CONTOUR INTERVAL (µg/L).

NOTES:

1. BASE MAP INFORMATION OBTAINED FROM TETRA TECH EC, INC. DRAWING ENTITLED "CONCEPTUAL SITE MODEL", DATED DECEMBER 17, 2008.

Brown AND Caldwell

SCALE: 1" = 60'

153021

DATE: November 17, 2020

NATIONAL GRID
PATCHOGUE FORMER MGP SITE
VILLAGE OF PATCHOGUE, NEW YORK

FLUORENE IN GROUNDWATER (µg/L)
SEPTEMBER 2020

FIGURE

E-3

Path: \\bcusrfp01\Projects\DRAFTING\NATIONAL_GRID\Patchogue\Quarterly-GW-Contour-Map File Name: FIG-E-3_Fluorene-(Sept-2020) Plot Date: December 4, 2020 11:10 AM Cadd User: Alan Santiago

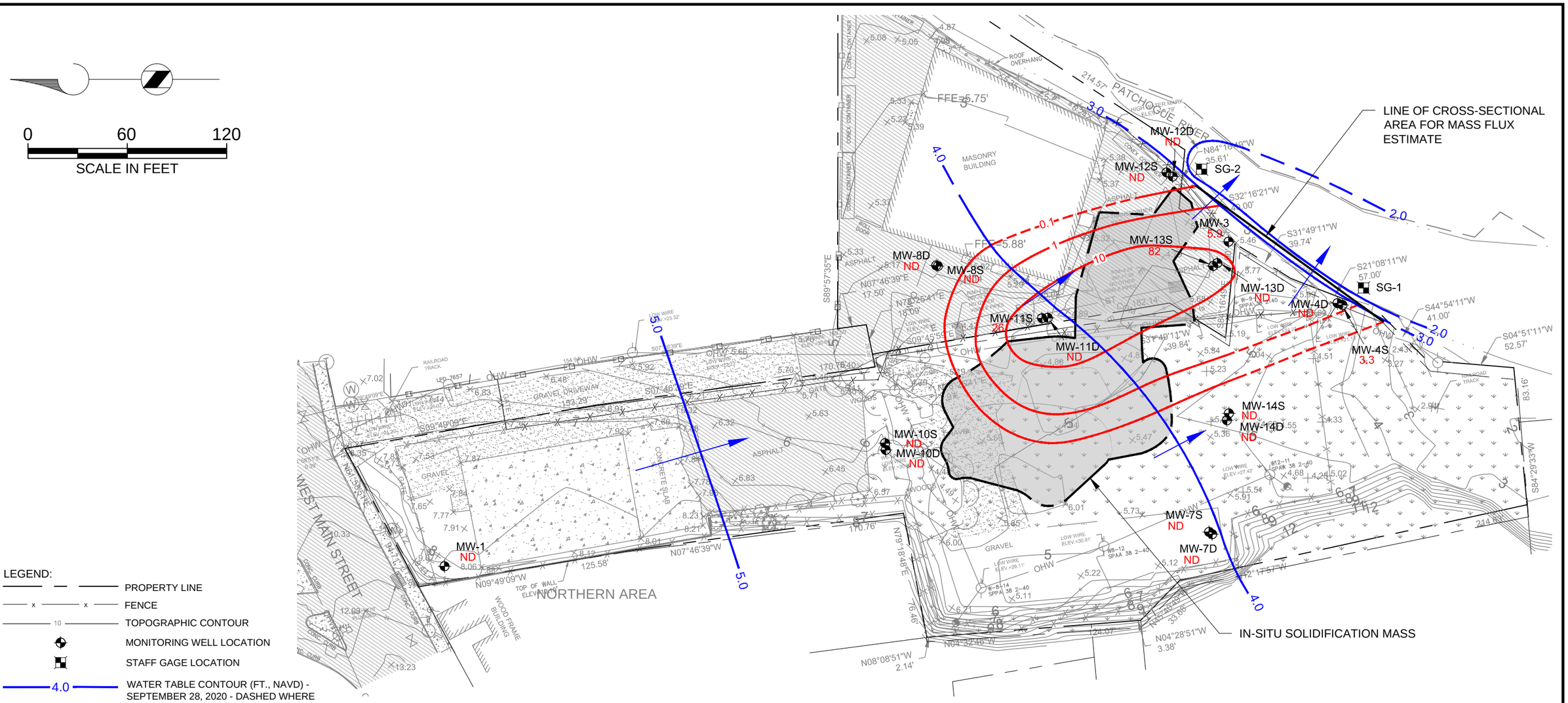

LEGEND:

- PROPERTY LINE
- FENCE
- TOPOGRAPHIC CONTOUR
- MONITORING WELL LOCATION
- STAFF GAGE LOCATION
- 4.0 — WATER TABLE CONTOUR (FT., NAVD) - SEPTEMBER 28, 2020 - DASHED WHERE INFERRED
- GENERALIZED DIRECTION OF GROUNDWATER FLOW
- 5.9 — PHENANTHRENE CONCENTRATION IN GROUNDWATER (µg/L) - SEPTEMBER 2020
- ND — NOT DETECTED
- 10 — ISOCONCENTRATION CONTOUR (DASHED WHERE INFERRED). LOGARITHMIC CONTOUR INTERVAL (µg/L).

NOTES:

1. BASE MAP INFORMATION OBTAINED FROM TETRA TECH EC, INC. DRAWING ENTITLED "CONCEPTUAL SITE MODEL", DATED DECEMBER 17, 2008.

Brown AND Caldwell

SCALE: 1" = 60'

153021

DATE: November 17, 2020

NATIONAL GRID
PATCHOGUE FORMER MGP SITE
VILLAGE OF PATCHOGUE, NEW YORK

PHENANTHRENE IN GROUNDWATER (µg/L)
SEPTEMBER 2020

FIGURE

E-4

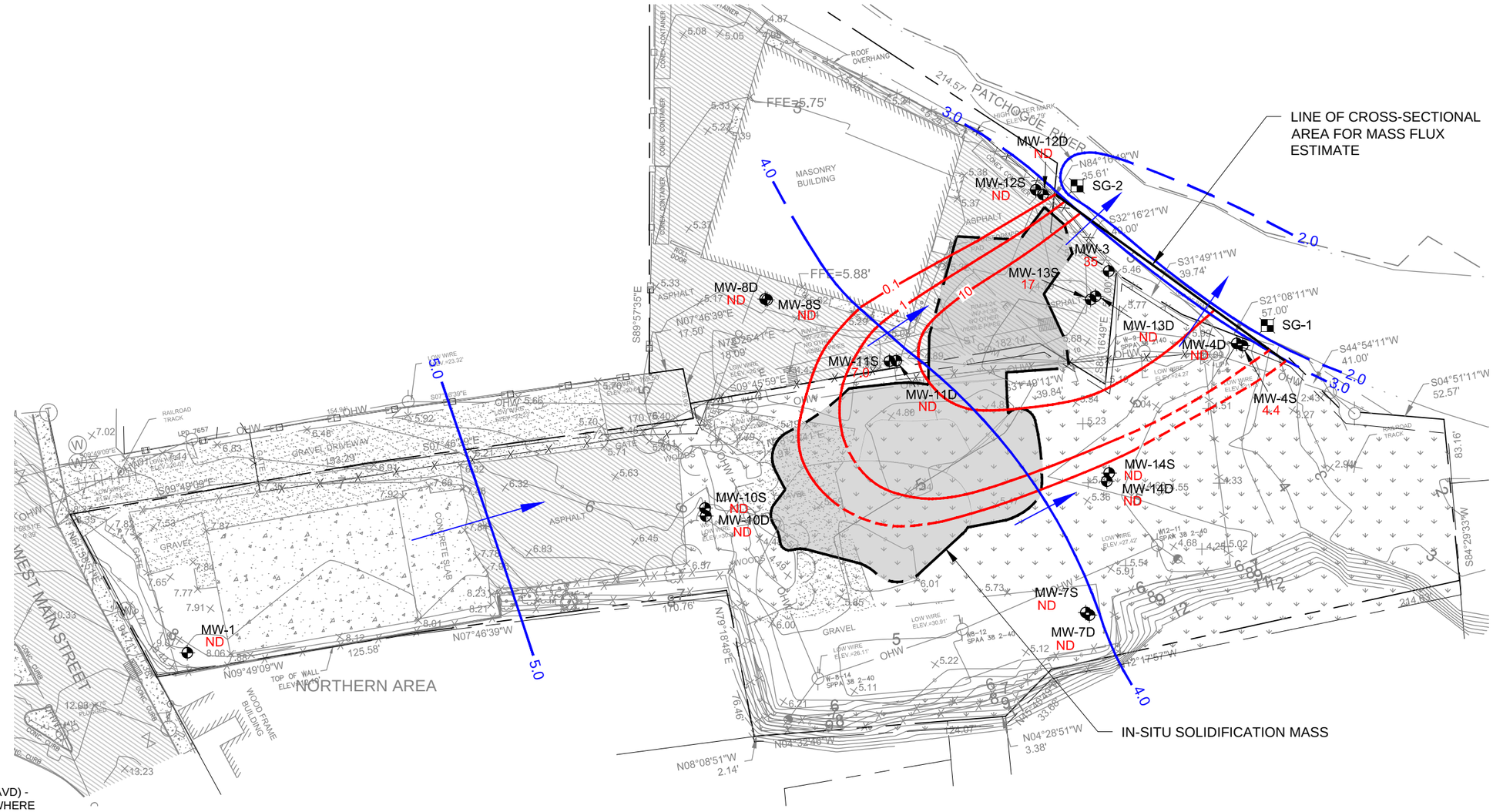

LEGEND:

- PROPERTY LINE
- FENCE
- TOPOGRAPHIC CONTOUR
- MONITORING WELL LOCATION
- STAFF GAGE LOCATION
- 4.0 — WATER TABLE CONTOUR (FT., NAVD) - SEPTEMBER 28, 2020 - DASHED WHERE INFERRED
- GENERALIZED DIRECTION OF GROUNDWATER FLOW
- 17 — PYRENE CONCENTRATION IN GROUNDWATER (µg/L) - SEPTEMBER 2020
- ND — NOT DETECTED
- 10 — ISOCONCENTRATION CONTOUR (DASHED WHERE INFERRED). LOGARITHMIC CONTOUR INTERVAL (µg/L).

NOTES:

1. BASE MAP INFORMATION OBTAINED FROM TETRA TECH EC, INC. DRAWING ENTITLED "CONCEPTUAL SITE MODEL", DATED DECEMBER 17, 2008.

Brown AND Caldwell

SCALE: 1" = 60'

153021

DATE: November 17, 2020

NATIONAL GRID
PATCHOGUE FORMER MGP SITE
VILLAGE OF PATCHOGUE, NEW YORK

PYRENE IN GROUNDWATER (µg/L)
SEPTEMBER 2020

FIGURE

E-5

Attachments

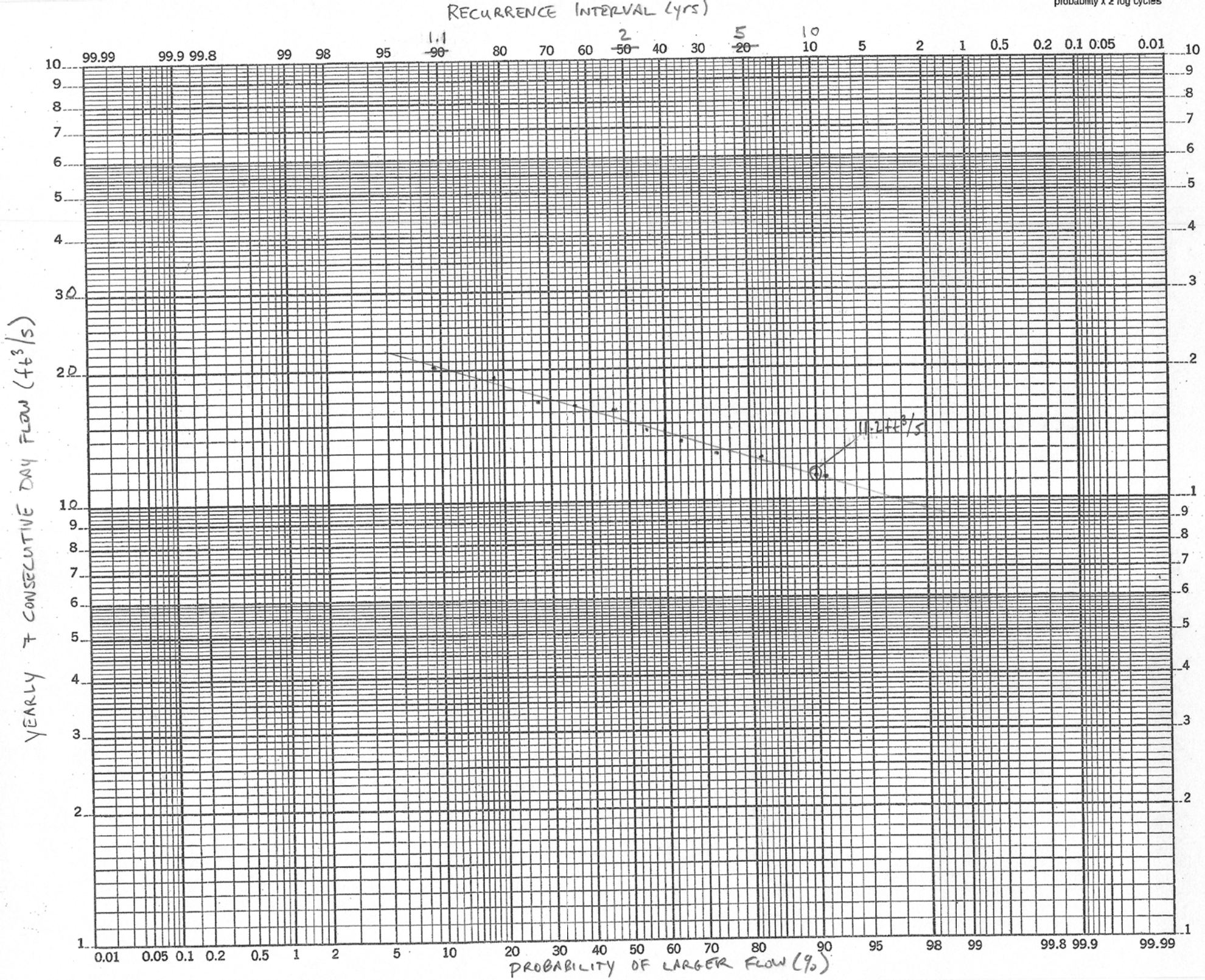
RECURRENCE INTERVAL (yrs)
1.1
2
5
10
~~90~~
~~50~~
~~20~~
99.99 99.9 99.8 99 98 95 80 70 60 40 30 10 5 2 1 0.5 0.2 0.1 0.05 0.01
probability x 2 log cycles
YEARLY 7 CONSECUTIVE DAY FLOW (ft³/s)
30
20
10
11.2 ft³/s
0.01 0.05 0.1 0.2 0.5 1 2 5 10 20 30 40 50 60 70 80 90 95 98 99 99.8 99.9 99.99
PROBABILITY OF LARGER FLOW (%)

ATTACHMENT E-2
MASS FLUX CALCULATIONS - BENZO(A)ANTHRACENE
PATCHOGUE RIVER

Mass Flux Calculation
Enter site data in yellow highlighted cells

Benzon(a)anthracene (September 2020) **Figure No.** See Figure E-2

mf = kiA * C

Where:
mf = mass flux, µg/s
k = hydraulic conductivity, cm/s
I = hydraulic gradient, dimensionless
A = cross-sectional area, $cm^{2\ (L * b)}$
C = (µg/L)/1000=µg/cm^3

Shallow Groundwater Flux

0.1-1 Contour

k =	6.1E-03	hydraulic conductivity, cm/s			Geometric mean of PDI slug tests for shallow water table wells		
i =	0.013	hydraulic gradient, dimensionless			Measured in vicinity of selected contours		
C=	0.316227766	µg/L =	0.000316228	µg/cm^3	Geometric mean concentration between selected contours		
L =	34	ft =	1036.32	cm	Length of segment between selected contours [C]		
b =	18	ft =	548.64	cm	Saturated thickness		
mf =	1.4E-02	µg/s	4.5E-01	g/yr	0.00099	lbs/yr	

Contour Interval	Geomean	Segment Length	Thickness
0.1			
1	0.32	34	18
4.8	2.19	80	18

1-4.8 Contour

k =	6.1E-03	hydraulic conductivity, cm/s			Geometric mean of PDI slug tests for shallow water table wells	
i =	0.013	hydraulic gradient, dimensionless			Measured in vicinity of selected contours	
C=	2.19	µg/L =	0.00219089	µg/cm^3	Geometric mean concentration between selected contours	
L =	80	ft =	2438.4	cm	Length of segment between selected contours [C]	
b =	18	ft =	548.64	cm	Saturated thickness	
mf =	2.3E-01	µg/s	7.3E+00	g/yr	0.0161	lbs/yr
mf_{sgw} =	0.25	µg/s	7.8	g/yr	0.017	lbs/yr

River Concentration

$$C_R = \frac{mf_{sgw}}{D_R}$$

Where:
D_R = Patchogue River flow, L/s — 11.2 — 7Q10 flow (ft^3/s) calculated using data from a USGS river gauging station (USGS 01306000 PATCHOGUE RIVER AT PATCHOGUE NY), for period 4/1/1958 through
mf_{sgw} = Shallow groundwater flux — See above

D_R = 11.2 ft^3/s = 317 L/s

C_R = 0.0008 µg/L

ATTACHMENT E-3
MASS FLUX CALCULATIONS - FLUORENE
PATCHOGUE RIVER

Mass Flux Calculation
Enter site data in yellow highlighted cells

Fluorene (September 2020) **Figure No.** See Figure E-3

mf = kiA * C

Where:
mf = mass flux, µg/s
k = hydraulic conductivity, cm/s
I = hydraulic gradient, dimensionless
A = cross-sectional area, $cm^{2\ (L\ *\ b)}$
C = (µg/L)/1000=µg/cm^3

Shallow Groundwater Flux

0.1-1 Contour

k =	6.1E-03	hydraulic conductivity, cm/s			Geometric mean of PDI slug tests for shallow water table wells		
i =	0.013	hydraulic gradient, dimensionless			Measured in vicinity of selected contours		
C=	0.316227766	µg/L =	0.000316228	µg/cm^3	Geometric mean concentration between selected contours		
L =	32	ft =	975.36	cm	Length of segment between selected contours [C]		
b =	18	ft =	548.64	cm	Saturated thickness		
mf =	1.3E-02	µg/s	4.2E-01	g/yr	0.00093	lbs/yr	

Contour Interval	Geomean	Segment Length	Thickness
0.1			
1	0.32	32	18
10	3.16	46	18
10	10.00	60	18

1-10 Contour

k =	6.1E-03	hydraulic conductivity, cm/s			Geometric mean of PDI slug tests for shallow water table wells	
i =	0.013	hydraulic gradient, dimensionless			Measured in vicinity of selected contours	
C=	3.16	µg/L =	0.003162278	µg/cm^3	Geometric mean concentration between selected contours	
L =	46	ft =	1402.08	cm	Length of segment between selected contours [C]	
b =	18	ft =	548.64	cm	Saturated thickness	
mf =	1.9E-01	µg/s	6.1E+00	g/yr	0.0134	lbs/yr

10-10 Contour

k =	6.1E-03	hydraulic conductivity, cm/s			Geometric mean of PDI slug tests for shallow water table wells	
i =	0.013	hydraulic gradient, dimensionless			Measured in vicinity of selected contours	
C=	10.00	µg/L =	0.01	µg/cm^3	Geometric mean concentration between selected contours	
L =	60	ft =	1828.8	cm	Length of segment between selected contours [C]	
b =	18	ft =	548.64	cm	Saturated thickness	
mf =	8.0E-01	µg/s	2.5E+01	g/yr	0.0552	lbs/yr
mf_{sgw} =	1.0	µg/s	32	g/yr	0.070	lbs/yr

River Concentration

$$C_R = \frac{mf_{sgw}}{D_R}$$

Where:
D_R = Patchogue River flow, L/s — 11.2 — 7Q10 flow (ft^3/s) calculated using data from a USGS river gauging station (USGS 01306000 PATCHOGUE RIVER AT PATCHOGUE NY), for period 4/1/1958 through
mf_{sgw} = Shallow groundwater flux — See above

D_R = 11.2 ft^3/s = 317 L/s

C_R = 0.003 µg/L

ATTACHMENT E-4
MASS FLUX CALCULATIONS - PHENANTHRENE
PATCHOGUE RIVER

Mass Flux Calculation
Enter site data in yellow highlighted cells

Phenanthrene (September 2020) **Figure No.** See Figure E-4

mf = kiA * C

Where:
mf = mass flux, µg/s
k = hydraulic conductivity, cm/s
I = hydraulic gradient, dimensionless
A = cross-sectional area, $cm^{2\ (L * b)}$
C = (µg/L)/1000=µg/cm^3

Shallow Groundwater Flux

0.1-1 Contour

k =	6.1E-03	hydraulic conductivity, cm/s			Geometric mean of PDI slug tests for shallow water table wells		
i =	0.013	hydraulic gradient, dimensionless			Measured in vicinity of selected contours		
C=	0.316227766	µg/L =	0.000316228	µg/cm^3	Geometric mean concentration between selected contours		
L =	38	ft =	1158.24	cm	Length of segment between selected contours [C]		
b =	18	ft =	548.64	cm	Saturated thickness		
mf =	1.6E-02	µg/s	5.0E-01	g/yr	0.00111	lbs/yr	

Contour Interval	Geomean	Segment Length	Thickness
0.1			
1	0.32	38	18
5.9	2.43	107	18

1-5.9 Contour

k =	6.1E-03	hydraulic conductivity, cm/s			Geometric mean of PDI slug tests for shallow water table wells		
i =	0.013	hydraulic gradient, dimensionless			Measured in vicinity of selected contours		
C=	2.43	µg/L =	0.002428992	µg/cm^3	Geometric mean concentration between selected contours		
L =	107	ft =	3261.36	cm	Length of segment between selected contours [C]		
b =	18	ft =	548.64	cm	Saturated thickness		
mf =	3.4E-01	µg/s	1.1E+01	g/yr	0.0239	lbs/yr	
mf_{sgw} =	0.36	µg/s	11	g/yr	0.025	lbs/yr	

River Concentration

$$C_R = \frac{mf_{sgw}}{D_R}$$

Where:
D_R = Patchogue River flow, L/s — 11.2 — 7Q10 flow (ft^3/s) calculated using data from a USGS river gauging station (USGS 01306000 PATCHOGUE RIVER AT PATCHOGUE NY), for period 4/1/1958 through
mf_{sgw} = Shallow groundwater flux — See above

D_R = 11.2 ft^3/s = 317 L/s

C_R = 0.001 µg/L

ATTACHMENT E-5
MASS FLUX CALCULATIONS - PYRENE
PATCHOGUE RIVER

Mass Flux Calculation
Enter site data in yellow highlighted cells

Pyrene (September 2020) **Figure No.** See Figure E-5

mf = kiA * C

Where:
mf = mass flux, µg/s
k = hydraulic conductivity, cm/s
I = hydraulic gradient, dimensionless
A = cross-sectional area, $cm^{2\,(L * b)}$
C = (µg/L)/1000=µg/cm^3

Shallow Groundwater Flux

0.1-1 Contour

k =	6.1E-03	hydraulic conductivity, cm/s			Geometric mean of PDI slug tests for shallow water table wells		
i =	0.013	hydraulic gradient, dimensionless			Measured in vicinity of selected contours		
C=	0.316227766	µg/L =	0.000316228	µg/cm^3	Geometric mean concentration between selected contours		
L =	19	ft =	579.12	cm	Length of segment between selected contours [C]		
b =	18	ft =	548.64	cm	Saturated thickness		
mf =	8.0E-03	µg/s	2.5E-01	g/yr	0.00055	lbs/yr	

Contour Interval	Geomean	Segment Length	Thickness
0.1			
1	0.32	19	18
10	3.16	45	18
35	18.71	85	18

1-10 Contour

k =	6.1E-03	hydraulic conductivity, cm/s			Geometric mean of PDI slug tests for shallow water table wells		
i =	0.013	hydraulic gradient, dimensionless			Measured in vicinity of selected contours		
C=	3.16	µg/L =	0.003162278	µg/cm^3	Geometric mean concentration between selected contours		
L =	45	ft =	1371.6	cm	Length of segment between selected contours [C]		
b =	18	ft =	548.64	cm	Saturated thickness		
mf =	1.9E-01	µg/s	6.0E+00	g/yr	0.0131	lbs/yr	

1-35 Contour

k =	6.1E-03	hydraulic conductivity, cm/s			Geometric mean of PDI slug tests for shallow water table wells		
i =	0.013	hydraulic gradient, dimensionless			Measured in vicinity of selected contours		
C=	18.71	µg/L =	0.018708287	µg/cm^3	Geometric mean concentration between selected contours		
L =	85	ft =	2590.8	cm	Length of segment between selected contours [C]		
b =	18	ft =	548.64	cm	Saturated thickness		
mf =	2.1E+00	µg/s	6.7E+01	g/yr	0.1464	lbs/yr	
mf_{sgw} =	2.3	µg/s	73	g/yr	0.16	lbs/yr	

River Concentration

$$C_R = \frac{mf_{sgw}}{D_R}$$

Where:
D_R = Patchogue River flow, L/s — 11.2 — 7Q10 flow (ft^3/s) calculated using data from a USGS river gauging station (USGS 01306000 PATCHOGUE RIVER AT PATCHOGUE NY), for period 4/1/1958 through
mf_{sgw} = Shallow groundwater flux — See above

D_R = 11.2 ft^3/s = 317 L/s

C_R = 0.007 µg/L

Appendix E

Evaluation of Potential Impact to River from Site Constituents in Groundwater Patchogue Former MGP Site Patchogue, New York

As described in the Fourth Quarter 2020 Groundwater Monitoring Report, some potentially MGP-related constituents were detected in the shallow groundwater (i.e., the upper ±18 feet) in the vicinity of the ISS mass during the December 2020 sampling event. It is expected these constituents are a result of the short-term disturbance of the subsurface that occurred during implementation of the ISS and, their presence is temporary. Shallow groundwater generally flows from northwest to the south and southeast across the Site toward the Patchogue River (see Figure E-1 for a depiction of shallow groundwater flow). The concentrations of some of the constituents that were detected and potentially mobile in the dissolved phase in groundwater (benzene and ethylbenzene) were below surface water quality criteria listed in the New York State Ambient Water Quality Standards and Guidance Values (NYSDEC, June 1998 with Addenda dated April 2000 and June 2004) that are applicable to the Patchogue River (the portion of the Patchogue River proximal to the Site is classified as a Class C water body per 6 NYCRR Part 897). Therefore, they do not have the potential to impact the river. However, the concentration of one or more of seven constituents -- acenaphthene, benzo(a)anthracene, benzo(a)pyrene, fluorene, naphthalene, phenanthrene, and pyrene -- were detected above their respective applicable surface water quality criteria in downgradient monitoring wells proximal to the river (MW-3 and MW-4S). Although it was not anticipated that these constituent concentrations would result in an impact to surface water quality if they discharged to the river, the following analysis was conducted to confirm this. The concentrations of acenaphthene, benzo(a)anthracene, fluorene, naphthalene, and pyrene in the December 2020 samples were similar (within the same order of magnitude) to those in the March, June, and September 2020 samples. Since the estimated surface water concentrations of these five constituents based on the mass flux analyses using the March, June, and September 2020 data were below applicable surface water criteria, an additional estimation of concentrations of these constituents in the river is not necessary. However, due to increased concentrations of benzo(a)pyrene and phenanthrene in MW-3 in the December 2020 samples, an additional analysis was conducted for these constituents.

An analysis was conducted to assess the potential for discharge of site-related constituents in shallow groundwater to impact water quality in the Patchogue River. Noteworthy is that including benzo(a)pyrene in this evaluation is a very conservative measure in that benzo(a)pyrene has a very low aqueous solubility, is not readily mobile in groundwater, and is unlikely to have migrated from the on-Site source area, Moreover, the detection of this constituent in the monitoring locations is likely related to the disturbance of fine or colloid sized particles during purging or sampling activities. These particles are derived from within the well or the soil adjacent to the well that become suspended into the water column of the well as a result of disturbance during purging and sampling activities.

The evaluation was conducted by estimating the rate at which a mass of site-related constituents, dissolved in groundwater, may be contributing to the surface water in the Patchogue River (i.e., the mass flux of constituents from groundwater to surface water). This approach is consistent with that described

in the document entitled "Groundwater Remediation Strategies Tool" (American Petroleum Institute Publication 4730, December 2003). The equation for calculating the mass flux of a constituent is:

$$mf=\Sigma C_i q_i A_i$$

Where: mf = total mass flux of dissolved constituent from the source (µg/sec)

C_i = concentration of the constituent (µg/mL=µg/cm^3)

q_i = specific discharge through the flow area (cm/sec)

where: q_i=Ki, with K= hydraulic conductivity (cm/sec) and i=hydraulic gradient (cm/cm)

A_i = flow area perpendicular to flow (cm^2)

where: A_i=(L)(b), with L=width of constituent plume perpendicular to flow and b=plume thickness

In applying this evaluation to the Site, an estimate of mass flux of a constituent (in µg/sec) was calculated for shallow groundwater. The mass flux for the shallow groundwater was calculated across a cross-sectional flow area positioned at the downgradient side of the former MGP site, aligned perpendicular to groundwater flow (which in this case is typically parallel or sub-parallel to the shore line). The vertical dimension of the flow area is equal to the plume thickness (b) within the shallow groundwater. The horizontal dimension of the flow area, L, is equal to the width of the constituent plume, which is based on the isoconcentration contours developed from the results of the December 2020 sampling event (see Figures E-2 and E-3). The concentration of site constituents in the Patchogue River resulting from groundwater discharge was estimated using the following equation:

$$C_R=mf_{sgw}/D_R$$

Where: C_R = Concentration of constituent in the river (µg/L)

mf_{sgw} = Mass flux to the river from shallow groundwater (µg/s)

D_R = Patchogue River volumetric flow (L/s)

To address some of the uncertainties in this evaluation, conservative assumptions were made in the above-described calculations which result in river water concentration estimates that are biased high. These assumptions are as follows:

- The hydraulic gradient (i) of groundwater is variable across the Site and thus, the highest hydraulic gradient value was used in the calculation. The larger the value of i, the greater the calculated value of mass flux.
- The plume thickness (b) was estimated conservatively by using the distance from the top of the water table to the top of the well screen of a deeper well at a well couplet, yet the actual plume thickness may be somewhat less, as site constituents were either not detected or detected at very low levels in the deeper wells positioned adjacent to the river. The larger the value of b, the greater the calculated value of mass flux.
- The river volumetric flow value used to calculate in river concentrations (11.2 ft^3/s or 317 L/s) was derived using a 7Q10 flow analysis (the lowest 7-day average flow that occurs, on average, once every 10 years) for the period April 1, 1958 through March 31, 1968 using data from a USGS river gauging station proximal the Site (USGS 01306000, Patchogue River at Patchogue New York). Thus, it was assumed for this estimate that the flow rate in the river is equal to that during periods of very low flow, and the lower the assumed river flow, the greater the estimated concentration in the river water. For comparison, the mean river flow rate at the same river gauging location using data from 1945 to 1976 is 20.4 ft^3/s (579 L/s). Table E-1 provides the data used to determine the 7Q10 flow

in the Patchogue River. Attachment E-1 presents the data plotted on log probability paper and the resultant 7Q10 flow value.

To screen for potential impacts to the river, the estimated concentrations of benzo(a)pyrene and phenanthrene were calculated using the above-described method and compared to the New York State Ambient Water Quality Standards and Guidance Values (NYSDEC, June 1998 with Addenda dated April 2000 and June 2004). Listed in the table below are standards and guidance values for benzo(a)pyrene and phenanthrene that are applicable to Class C Fresh Water (no standards have been developed for these compounds).

Class C Fresh Surface Water Standards and Guidance Values

Substance	Water Class (per 6NYCRR Part 701)	Standard (µg/l)	Guidance Value (µg/l)	Protection for:
Benzo(a)pyrene	A, A-S, AA, AA-S, B, C, D	--	0.0012	Human Consumption of Fish
Phenanthrene	A, A-S, AA, AA-S, B, C	--	5.0	Fish propagation
	A, A-S, AA, AA-S, B, C, D	--	45	Fish survival

Attachments E-2 and E-3 contain the calculations and results for each of these constituents. The estimated concentrations in the Patchogue River resulting from site groundwater impacts are as follows:

- Benzo(a)pyrene = 0.00008 µg/L
- Phenanthrene = 0.025 µg/L

These conservatively estimated (i.e., biased high) concentrations are below the surface water guidance values listed above, including the lowest guidance value applicable to Class C surface waters. Also, the estimated concentrations are below the analytical laboratory detection limits for these constituents. Based on the evaluation conducted, site-related constituents in shallow groundwater do not impact surface water quality in the Patchogue River.

Tables

TABLE E-1
SUMMARY OF DATA USED TO CALCULATE 7Q10 FLOW IN PATCHOGUE RIVER
PATCHOGUE FORMER MGP SITE
PATCHOGUE, NEW YORK

Water Year(1)	Low Flow (ft^3/s)	Rank	Probability
1961	20.1	1	0.091
1958	19.1	2	0.182
1960	16.9	3	0.273
1962	16.6	4	0.364
1959	16.0	5	0.455
1967	14.4	6	0.545
1964	13.6	7	0.636
1965	12.9	8	0.727
1963	12.4	9	0.818
1966	11.1	10	0.909

Notes:
(1) - 7Q10 flow (ft^3/s) calculated using data from a USGS river gauging station (USGS 01306000 PATCHOGUE RIVER AT PATCHOGUE NY), for period 4/1/1958 through 3/31/1968.

ft^3/s - cubic feet per second

Figures

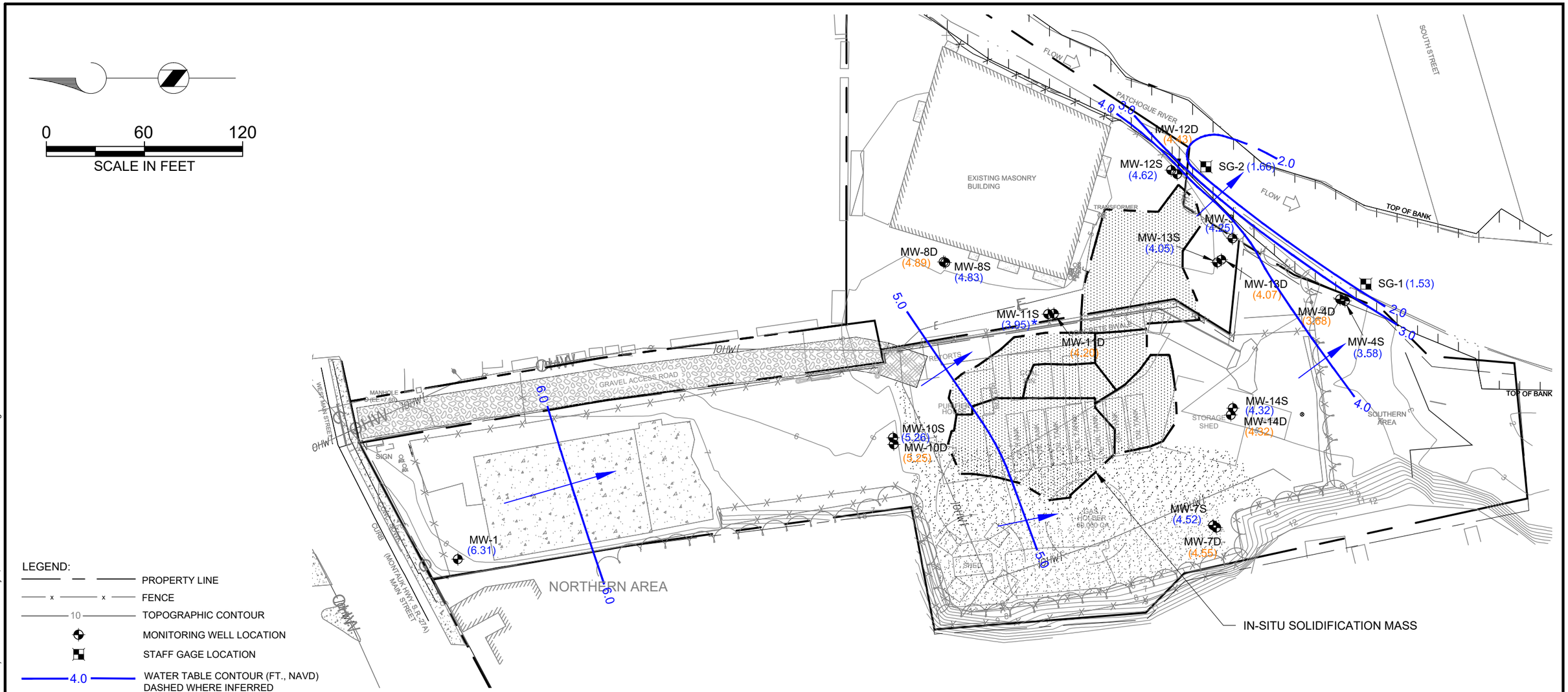

LEGEND:

- PROPERTY LINE
- FENCE
- 10 — TOPOGRAPHIC CONTOUR
- MONITORING WELL LOCATION
- STAFF GAGE LOCATION
- 4.0 — WATER TABLE CONTOUR (FT., NAVD) DASHED WHERE INFERRED
- (4.30) — GROUNDWATER ELEVATION (FT., NAVD) FROM SHALLOW MONITORING WELL (SCREENED ACROSS OR CLOSE TO WATER TABLE) OR RIVER LEVEL FROM STAFF GAUGE (FT., NAVD).
- (4.34) — GROUNDWATER ELEVATION (FT., NAVD) FROM DEEP MONITORING WELL (SCREENED BELOW WATER TABLE). VALUE NOT USED FOR CONTOURING.
- GENERALIZED DIRECTION OF GROUNDWATER FLOW

Brown AND Caldwell

SCALE: 1" = 60'

153021

DATE: February 2021

NATIONAL GRID
PATCHOGUE FORMER MGP SITE
VILLAGE OF PATCHOGUE, NEW YORK

WATER TABLE ELEVATION CONTOUR MAP
DECEMBER 28, 2020

FIGURE

E-1

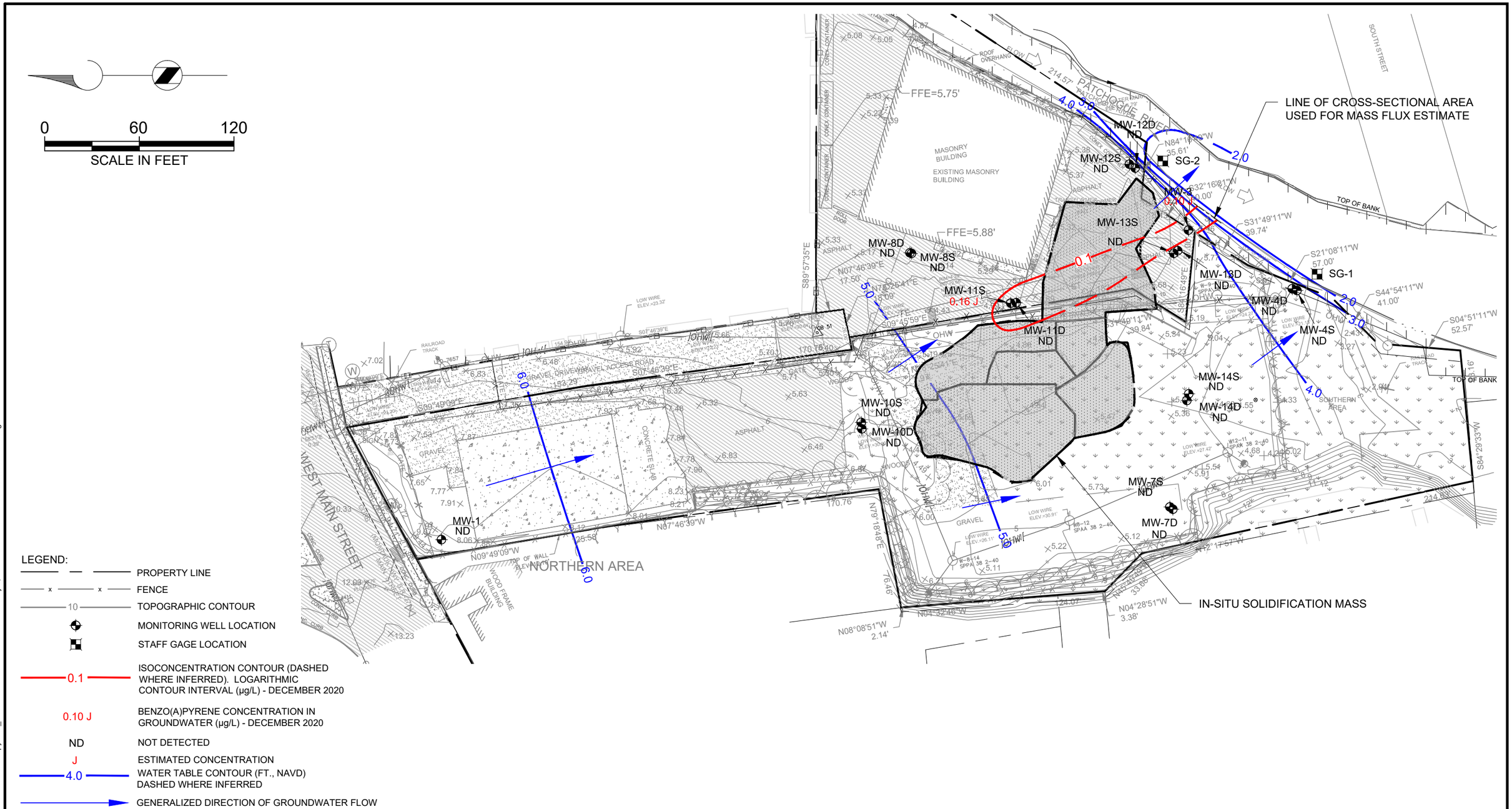

LEGEND:

- PROPERTY LINE
- FENCE
- 10 — TOPOGRAPHIC CONTOUR
- MONITORING WELL LOCATION
- STAFF GAGE LOCATION
- 0.1 — ISOCONCENTRATION CONTOUR (DASHED WHERE INFERRED). LOGARITHMIC CONTOUR INTERVAL (µg/L) - DECEMBER 2020
- 0.10 J — BENZO(A)PYRENE CONCENTRATION IN GROUNDWATER (µg/L) - DECEMBER 2020
- ND — NOT DETECTED
- J — ESTIMATED CONCENTRATION
- 4.0 — WATER TABLE CONTOUR (FT., NAVD) DASHED WHERE INFERRED
- GENERALIZED DIRECTION OF GROUNDWATER FLOW

Brown AND Caldwell

SCALE: 1" = 60'

153021

DATE: January 2021

NATIONAL GRID
PATCHOGUE FORMER MGP SITE
VILLAGE OF PATCHOGUE, NEW YORK

BENZO(A)PYRENE IN GROUNDWATER
DECEMBER, 2020

FIGURE

E-2

Path: C:\users\asantiagobcpwld0901435 File Name: BenzoApyrene_December2020 Plot Date: February 8, 2021 12:34 PM Cadd User: Alan Santiago

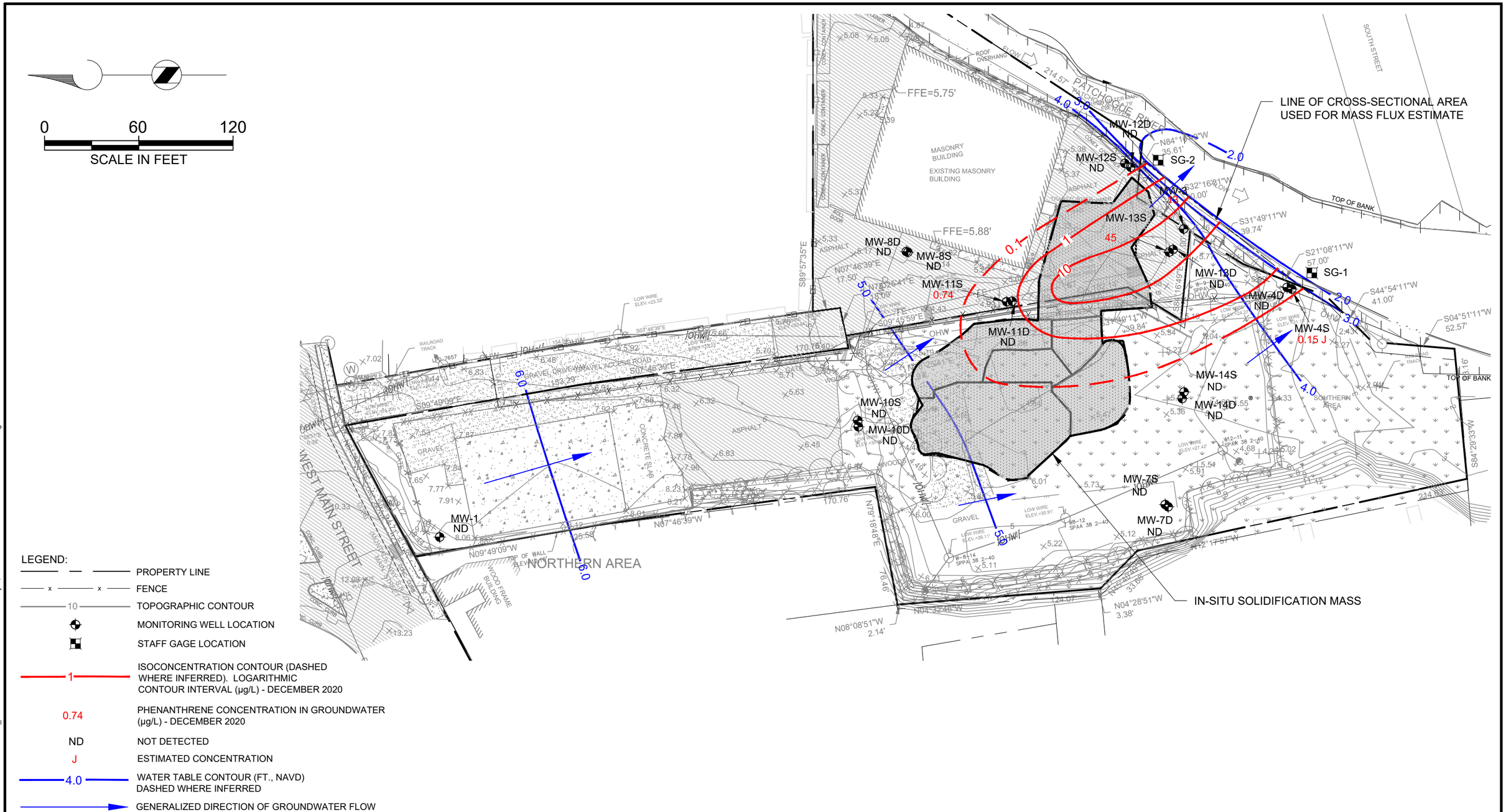

LEGEND:

- PROPERTY LINE
- FENCE
- 10 — TOPOGRAPHIC CONTOUR
- MONITORING WELL LOCATION
- STAFF GAGE LOCATION
- 1 — ISOCONCENTRATION CONTOUR (DASHED WHERE INFERRED). LOGARITHMIC CONTOUR INTERVAL (µg/L) - DECEMBER 2020
- 0.74 — PHENANTHRENE CONCENTRATION IN GROUNDWATER (µg/L) - DECEMBER 2020
- ND — NOT DETECTED
- J — ESTIMATED CONCENTRATION
- 4.0 — WATER TABLE CONTOUR (FT., NAVD) DASHED WHERE INFERRED
- GENERALIZED DIRECTION OF GROUNDWATER FLOW

Brown AND Caldwell

SCALE: 1" = 60'

153021

DATE: January 2021

NATIONAL GRID
PATCHOGUE FORMER MGP SITE
VILLAGE OF PATCHOGUE, NEW YORK

PHENANTHRENE IN GROUNDWATER (µg/L)
DECEMBER, 2020

FIGURE

E-3

Path: C:\users\asantiago\bcpw\d0901435 File Name: Phenanthrene_December2020 Plot Date: February 8, 2021 12:33 PM Cadd User: Alan Santiago

Attachments

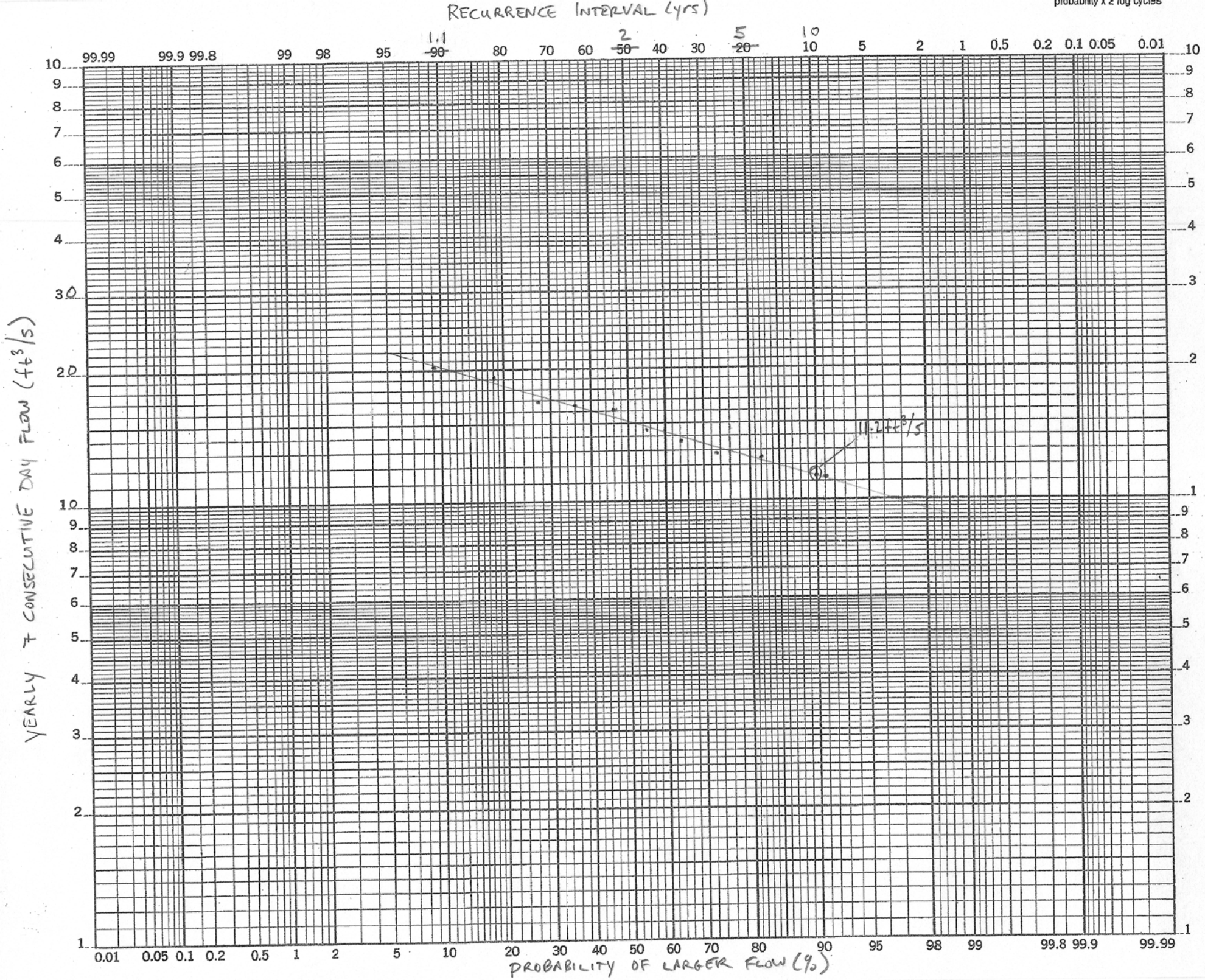
RECURRENCE INTERVAL (yrs)
1.1
2
5
10
~~90~~
~~50~~
~~20~~
99.99 99.9 99.8 99 98 95 80 70 60 40 30 10 5 2 1 0.5 0.2 0.1 0.05 0.01
probability x 2 log cycles
YEARLY 7 CONSECUTIVE DAY FLOW (ft³/s)
30
20
10
11.2 ft³/s
0.01 0.05 0.1 0.2 0.5 1 2 5 10 20 30 40 50 60 70 80 90 95 98 99 99.8 99.9 99.99
PROBABILITY OF LARGER FLOW (%)

ATTACHMENT E-2
MASS FLUX CALCULATIONS - BENZO(A)PYRENE
PATCHOGUE RIVER

Mass Flux Calculation
Enter site data in yellow highlighted cells

Benzo(a)pyrene (December 2020) **Figure No.** See Figure E-2

mf = kiA * C

Where:
mf = mass flux, µg/s
k = hydraulic conductivity, cm/s
I = hydraulic gradient, dimensionless
A = cross-sectional area, $cm^{2\ (L\ *\ b)}$
C = (µg/L)/1000=µg/cm^3

Shallow Groundwater Flux

0.1-0.1 Contour

k =	6.1E-03	hydraulic conductivity, cm/s			Geometric mean of PDI slug tests for shallow water table wells	**Contour Interval**		**Geomean**		**Segment Length**	**Thickness**
i =	0.15	hydraulic gradient, dimensionless			Measured in vicinity of selected contours		0.1				
C=	0.1	µg/L =	0.0001	µg/cm^3	Geometric mean concentration between selected contours		0.1		0.10	16	18
L =	16	ft =	487.68	cm	Length of segment between selected contours [C]						
b =	18	ft =	548.64	cm	Saturated thickness						
mf =	2.5E-02	µg/s	7.7E-01	g/yr	0.00170	lbs/yr					
mf_{sgw} =	0.02450	µg/s	0.773	g/yr	0.00170	lbs/yr					

River Concentration

$$C_R = \frac{mf_{sgw}}{D_R}$$

Where:
D_R = Patchogue River flow, L/s — 11.2 — 7Q10 flow (ft^3/s) calculated using data from a USGS river gauging station (USGS 01306000 PATCHOGUE RIVER AT PATCHOGUE NY), for period 4/1/1958 through
mf_{sgw} = Shallow groundwater flux — See above

D_R = 11.2 ft^3/s = 317 L/s

C_R = 0.00008 µg/L

ATTACHMENT E-3
MASS FLUX CALCULATIONS - PHENANTHRENE
PATCHOGUE RIVER

Mass Flux Calculation
Enter site data in yellow highlighted cells

Phenanthrene (December 2020) **Figure No.** See Figure E-3

mf = kiA * C
Where: mf = mass flux, µg/s
k = hydraulic conductivity, cm/s
I = hydraulic gradient, dimensionless
A = cross-sectional area, $cm^{2\ (L * b)}$
C = (µg/L)/1000=µg/cm^3

Shallow Groundwater Flux

0.1-1 Contour

k =	6.1E-03	hydraulic conductivity, cm/s				Geometric mean of PDI slug tests for shallow water table wells	Contour Interval	Geomean	Segment Length	Thickness
i =	0.15	hydraulic gradient, dimensionless				Measured in vicinity of selected contours	0.1			
C=	0.316227766	µg/L =	0.000316228	µg/cm^3		Geometric mean concentration between selected contours	1	0.32	35	18
L =	35	ft =	1066.8	cm		Length of segment between selected contours [C]	10	3.16	67	18
b =	18	ft =	548.64	cm		Saturated thickness	13	11.40	26	18
mf =	1.7E-01	µg/s	5.3E+00	g/yr	0.01176	lbs/yr				

1-10 Contour

k =	6.1E-03	hydraulic conductivity, cm/s				Geometric mean of PDI slug tests for shallow water table wells
i =	0.15	hydraulic gradient, dimensionless				Measured in vicinity of selected contours
C=	3.16	µg/L =	0.003162278	µg/cm^3		Geometric mean concentration between selected contours
L =	67	ft =	2042.16	cm		Length of segment between selected contours [C]
b =	18	ft =	548.64	cm		Saturated thickness
mf =	3.2E+00	µg/s	1.0E+02	g/yr	0.2251	lbs/yr

10-13 Contour

k =	6.1E-03	hydraulic conductivity, cm/s				Geometric mean of PDI slug tests for shallow water table wells
i =	0.15	hydraulic gradient, dimensionless				Measured in vicinity of selected contours
C=	11.40	µg/L =	0.011401754	µg/cm^3		Geometric mean concentration between selected contours
L =	26	ft =	792.48	cm		Length of segment between selected contours [C]
b =	18	ft =	548.64	cm		Saturated thickness
mf =	4.5E+00	µg/s	1.4E+02	g/yr	0.3150	lbs/yr
mf_{sgw} =	7.95	µg/s	251	g/yr	0.552	lbs/yr

River Concentration

$$C_R = \frac{mf_{sgw}}{D_R}$$

Where:
D_R = Patchogue River flow, L/s — 11.2 — 7Q10 flow (ft^3/s) calculated using data from a USGS river gauging station (USGS 01306000 PATCHOGUE RIVER AT PATCHOGUE NY), for period 4/1/1958 through
mf_{sgw} = Shallow groundwater flux — See above

D_R = 11.2 ft^3/s = 317 L/s

C_R = 0.025 µg/L

Appendix G

Evaluation of Potential Impact to River from Increased pH Levels in Groundwater Patchogue Former MGP Site Patchogue, New York

As described in the Fourth Quarter 2020 Groundwater Monitoring Report, elevated pH levels were measured in the shallow groundwater (i.e., the upper ±18 feet) in the vicinity of the ISS mass during the December 2020 groundwater sampling activities. The increased pH levels are considered a potential effect from implementation of ISS in the area and it is anticipated that the pH will decrease to pre-remedy levels with time (i.e., as ISS mass continues to fully cure). Shallow groundwater generally flows from northwest to the south and southeast across the Site toward the Patchogue River (see Figure G-1 for a depiction of shallow groundwater flow).

The pH levels measured at MW-3 and MW-13S in December 2020 were 10.46 and 9.60, respectively, which is above the acceptable range for pH levels applicable to the Patchogue River (the portion of the Patchogue River proximal to the Site is classified as a Class C water body per 6 NYCRR Part 897). In accordance with 6 NYCRR Part 703.3, pH shall not be less than 6.5 nor more than 8.5 in Class C water bodies. Although it was not anticipated that the increased pH levels would result in an impact to surface water quality if they discharged to the river, the following analysis was conducted to confirm this.

An analysis was conducted to assess the potential for discharge of shallow groundwater with elevated pH levels to impact water quality in the Patchogue River. The evaluation was conducted by estimating the rate at which a mass of hydroxide (OH^-), dissolved in groundwater, may be contributing to the surface water in the Patchogue River (i.e., the mass flux of hydroxide from groundwater to surface water). This approach is consistent with that described in the document entitled "Groundwater Remediation Strategies Tool" (American Petroleum Institute Publication 4730, December 2003). The equation for calculating the mass flux of a constituent is:

$$mf = \Sigma\, C_i q_i A_i$$

Where: mf = total mass flux of dissolved hydroxide from the source (µg/sec)

C_i = concentration of the hydroxide ion (µg/mL=µg/cm^3)

q_i = specific discharge through the flow area (cm/sec)

where: q_i=Ki, with K= hydraulic conductivity (cm/sec) and i=hydraulic gradient (cm/cm)

A_i = flow area perpendicular to flow (cm^2)

where: A_i=(L)(b), with L=width of constituent plume perpendicular to flow and b=plume thickness

In applying this evaluation to the Site, an estimate of the mass flux of hydroxide (in µg/sec) was calculated for shallow groundwater. The mass flux for the shallow groundwater was calculated across a cross-sectional flow area positioned at the downgradient side of the former MGP site, aligned perpendicular to groundwater flow (which in this case is typically parallel or sub-parallel to the shore line). The vertical dimension of the flow area is equal to the plume thickness (b) within the shallow

groundwater. The horizontal dimension of the flow area, L, is equal to the width of the hydroxide plume, which is based on the isoconcentration contours developed from the results of the December 2020 sampling event (see Figure G-2). The concentration of hydroxide in the Patchogue River resulting from groundwater discharge was estimated using the following equation:

$$C_R = mf_{sgw}/D_R$$

Where: C_R = Concentration of hydroxide in the river (µg/L)

mf_{sgw} = Mass flux to the river from shallow groundwater (µg/s)

D_R = Patchogue River volumetric flow (L/s)

To address some of the uncertainties in this evaluation, conservative assumptions were made in the above-described calculations which result in river water concentration estimates that are biased high. These assumptions are as follows:

- The hydraulic gradient (i) of groundwater is variable across the Site and thus, the highest hydraulic gradient value was used in the calculation. The larger the value of i, the greater the calculated value of mass flux.
- The plume thickness (b) was estimated conservatively by using the distance from the top of the water table to the top of the well screen of a deeper well at a well couplet, yet the actual plume thickness may be somewhat less, as site constituents were either not detected or detected at very low levels in the deeper wells positioned adjacent to the river. The larger the value of b, the greater the calculated value of mass flux.
- The river volumetric flow value used to calculate in river concentrations (11.2 ft^3/s or 317 L/s) was derived using a 7Q10 flow analysis (the lowest 7-day average flow that occurs, on average, once every 10 years) for the period April 1, 1958 through March 31, 1968 using data from a USGS river gauging station proximal the Site (USGS 01306000, Patchogue River at Patchogue New York). Thus, it was assumed for this estimate that the flow rate in the river is equal to that during periods of very low flow, and the lower the assumed river flow, the greater the estimated concentration in the river water. For comparison, the mean river flow rate at the same river gauging location using data from 1945 to 1976 is 20.4 ft^3/s (579 L/s). Table G-1 provides the data used to determine the 7Q10 flow in the Patchogue River. Attachment G-1 presents the data plotted on log probability paper and the resultant 7Q10 flow value.
- The mass flux estimate assumes that there is no pH buffering capacity in the river water; the buffering capacity would resist change to pH in the river water due to contributions of higher pH groundwater.

To screen for potential impacts to the river, the estimated concentration of hydroxide was calculated using the above-described method and then converted back to pH to compare to water quality standards for pH per NYCRR Part 703 Surface Water and Groundwater Quality Standards and Groundwater Effluent Limitations. Attachment G-2 contains the calculations and results for the analysis performed. The estimated concentration of hydroxide in the Patchogue River resulting from site groundwater impacts is 3.67 µg/L, which equates to a pH level of 7.45. For comparison, water quality data was obtained from a USGS river gauging station proximal to the Site (USGS 01306000, Patchogue River at Patchogue New York) for the period May 6, 1966 to August 12, 1996; pH levels measured at this station during this period ranged from 5.3 to 8.4 and had a median of 6.8. This median pH value was accounted for in the mass flux estimate. Specifically, the median pH of 6.8 in the Patchogue River, which equates to a hydroxide ion concentration of 1.07 µg/L was added to the estimated hydroxide ion concentration in the river contributed by site groundwater to reflect hydroxide conditions already present in the surface water. The conservatively-estimated (i.e., biased high) pH level of 7.45 is above the median level measured in

the river, which may be a result of the increased pH levels in shallow groundwater adjacent to the river; however, it is within the acceptable range for pH levels in Class C water bodies in accordance with 6 NYCRR Part 703.3 (i.e., pH shall not be less than 6.5 nor more than 8.5). Based on the evaluation conducted, the increased pH levels in shallow groundwater do not impact surface water quality in the Patchogue River.

Tables

TABLE G-1
SUMMARY OF DATA USED TO CALCULATE 7Q10 FLOW IN PATCHOGUE RIVER
PATCHOGUE FORMER MGP SITE
PATCHOGUE, NEW YORK

Water Year(1)	Low Flow (ft^3/s)	Rank	Probability
1961	20.1	1	0.091
1958	19.1	2	0.182
1960	16.9	3	0.273
1962	16.6	4	0.364
1959	16.0	5	0.455
1967	14.4	6	0.545
1964	13.6	7	0.636
1965	12.9	8	0.727
1963	12.4	9	0.818
1966	11.1	10	0.909

Notes:
(1) - 7Q10 flow (ft^3/s) calculated using data from a USGS river gauging station (USGS 01306000 PATCHOGUE RIVER AT PATCHOGUE NY), for period 4/1/1958 through 3/31/1968.

ft^3/s - cubic feet per second

Figures

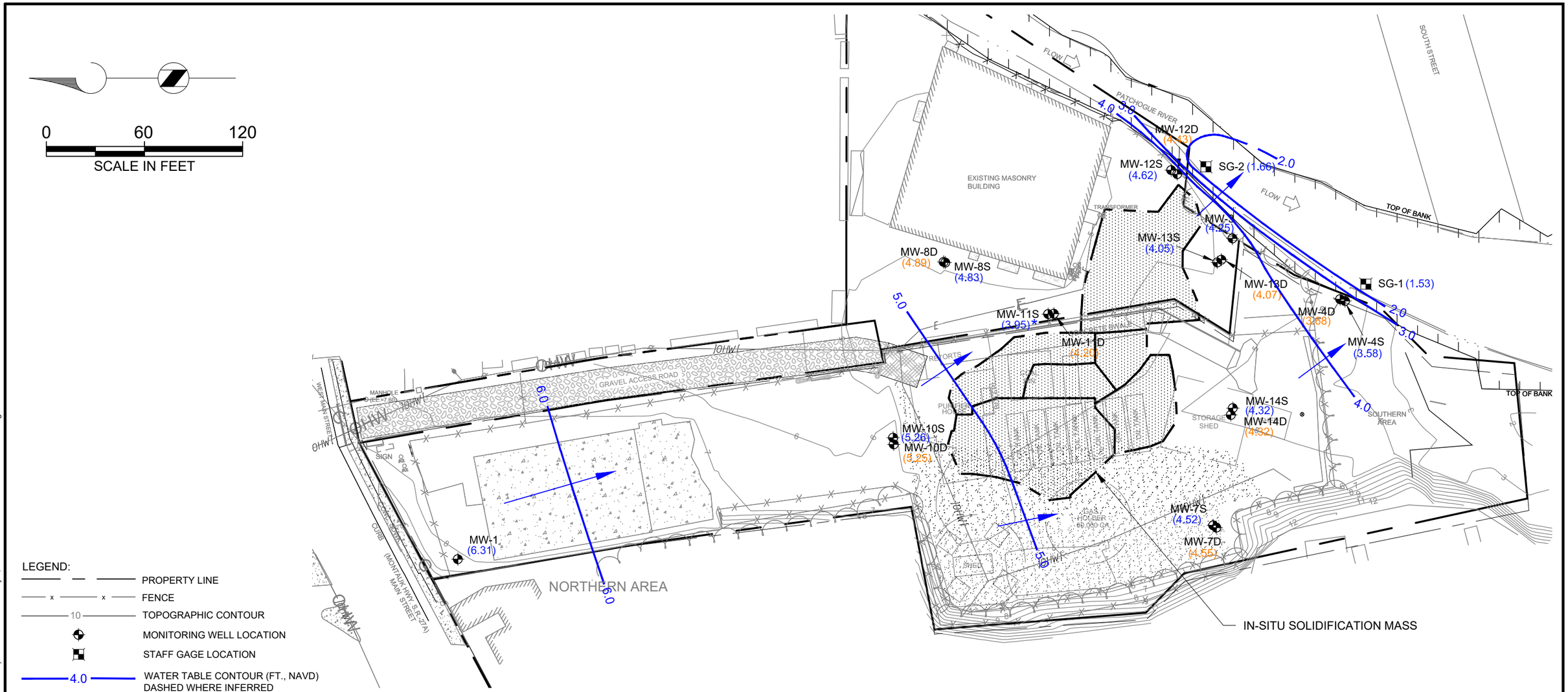

LEGEND:

- PROPERTY LINE
- FENCE
- 10 — TOPOGRAPHIC CONTOUR
- MONITORING WELL LOCATION
- STAFF GAGE LOCATION
- 4.0 — WATER TABLE CONTOUR (FT., NAVD) DASHED WHERE INFERRED
- (4.30) — GROUNDWATER ELEVATION (FT., NAVD) FROM SHALLOW MONITORING WELL (SCREENED ACROSS OR CLOSE TO WATER TABLE) OR RIVER LEVEL FROM STAFF GAUGE (FT., NAVD).
- (4.34) — GROUNDWATER ELEVATION (FT., NAVD) FROM DEEP MONITORING WELL (SCREENED BELOW WATER TABLE). VALUE NOT USED FOR CONTOURING.
- GENERALIZED DIRECTION OF GROUNDWATER FLOW

Brown AND Caldwell

SCALE: 1" = 60'

153021

DATE: February 2021

NATIONAL GRID
PATCHOGUE FORMER MGP SITE
VILLAGE OF PATCHOGUE, NEW YORK

WATER TABLE ELEVATION CONTOUR MAP
DECEMBER 28, 2020

FIGURE

G-1

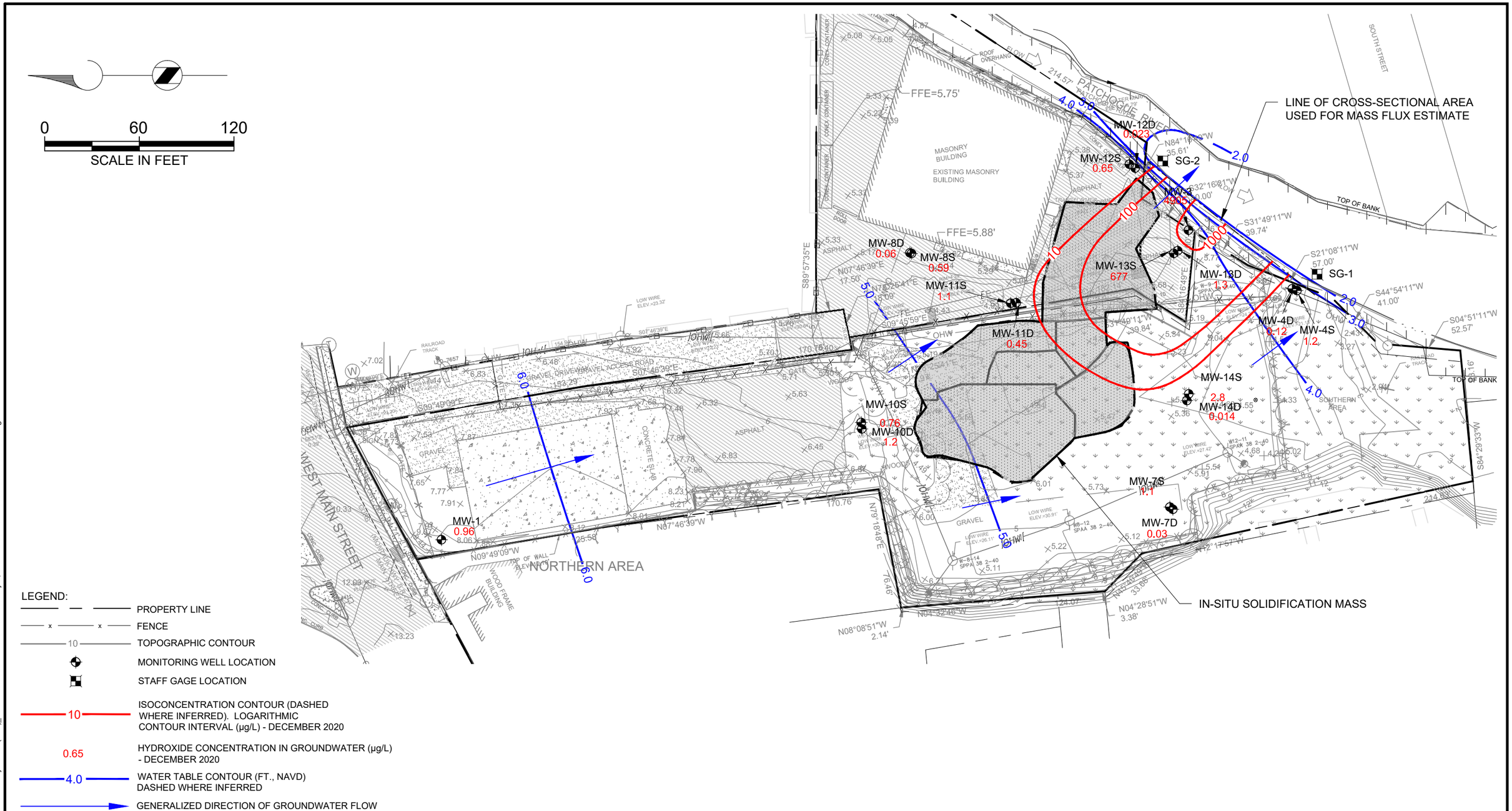

Brown AND Caldwell

SCALE: 1" = 60'

153021

DATE: January 2021

NATIONAL GRID
PATCHOGUE FORMER MGP SITE
VILLAGE OF PATCHOGUE, NEW YORK

HYDROXIDE(OH-) IN GROUNDWATER (µg/L)
DECEMBER, 2020

FIGURE

G-2

Path: C:\users\asantiagolbcpwkd0901435 File Name: Hydroxide(OH-)_December2020 Plot Date: February 8, 2021 12:33 PM Cadd User: Alan Santiago

Attachments

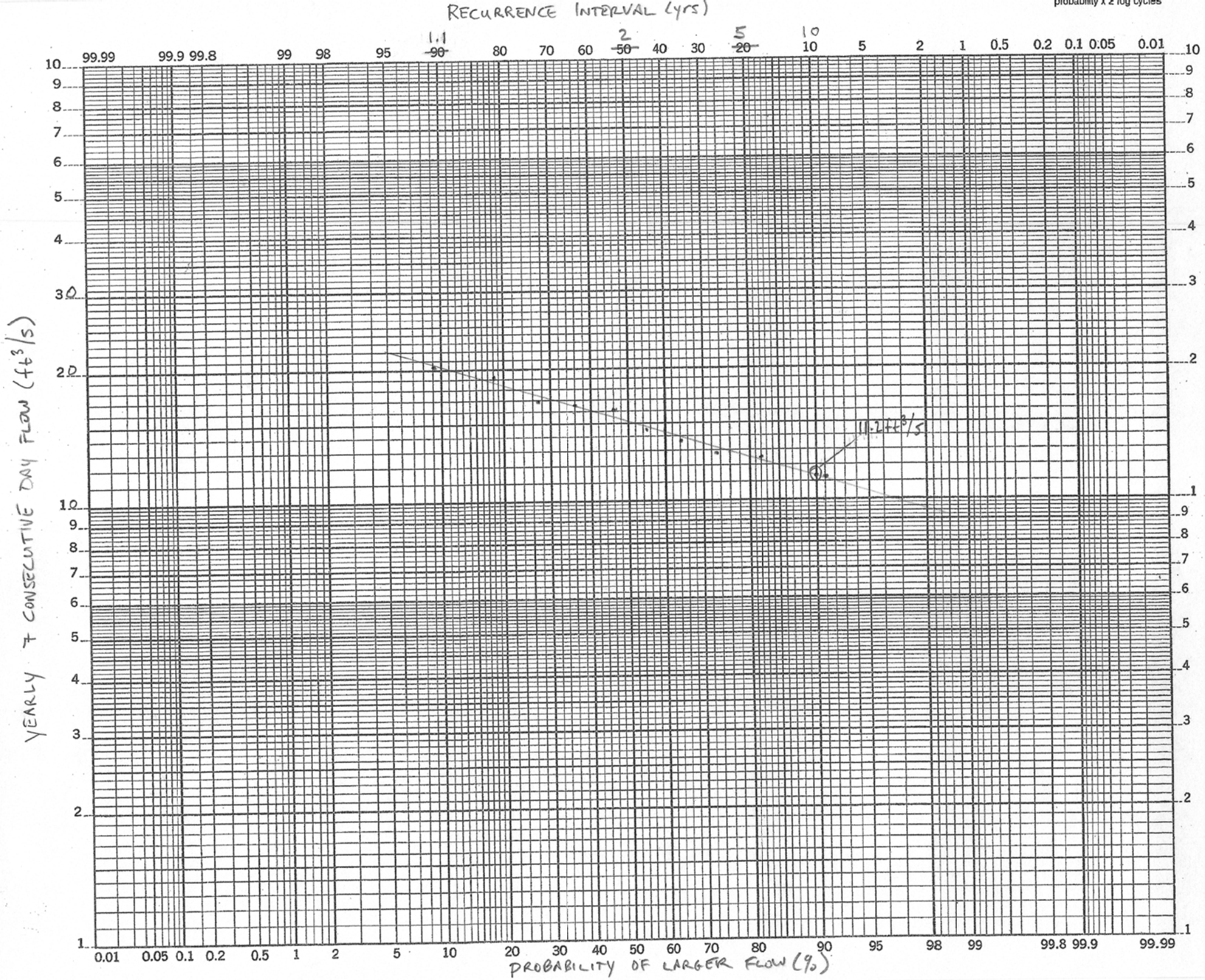
RECURRENCE INTERVAL (yrs)
1.1
2
5
10
~~90~~
~~50~~
~~20~~
99.99 99.9 99.8 99 98 95 80 70 60 40 30 10 5 2 1 0.5 0.2 0.1 0.05 0.01
probability x 2 log cycles
YEARLY 7 CONSECUTIVE DAY FLOW (ft³/s)
30
20
10
11.2 ft³/s
0.01 0.05 0.1 0.2 0.5 1 2 5 10 20 30 40 50 60 70 80 90 95 98 99 99.8 99.9 99.99
PROBABILITY OF LARGER FLOW (%)

ATTACHMENT G-2
MASS FLUX CALCULATIONS - pH
PATCHOGUE RIVER

Mass Flux Calculation
Enter site data in yellow highlighted cells

pH (December 2020) **Figure No.** See Figure G-2

mf = kiA * C
Where:
mf = mass flux, µg/s
k = hydraulic conductivity, cm/s
I = hydraulic gradient, dimensionless
A = cross-sectional area, $cm^{2\ (L * b)}$
C = (µg/L)/1000=µg/cm^3

Shallow Groundwater Flux

10-100 Contour

k =	6.1E-03	hydraulic conductivity, cm/s				Geometric mean of PDI slug tests for shallow water table wells	Contour Interval	Geomean	Segment Length	Thickness
i =	0.15	hydraulic gradient, dimensionless				Measured in vicinity of selected contours	10			
C=	31.6227766	µg/L =	0.031622777	µg/cm^3		Geometric mean concentration between selected contours	100	31.62	23	18
L =	23	ft =	701.04	cm		Length of segment between selected contours [C]	1000	316.23	63	18
b =	18	ft =	548.64	cm		Saturated thickness	4905	2214.72	25	18
mf =	1.1E+01	µg/s	3.5E+02	g/yr	0.77275	lbs/yr				

100-1000 Contour

k =	6.1E-03	hydraulic conductivity, cm/s				Geometric mean of PDI slug tests for shallow water table wells
i =	0.15	hydraulic gradient, dimensionless				Measured in vicinity of selected contours
C=	316.23	µg/L =	0.316227766	µg/cm^3		Geometric mean concentration between selected contours
L =	63	ft =	1920.24	cm		Length of segment between selected contours [C]
b =	18	ft =	548.64	cm		Saturated thickness
mf =	3.1E+02	µg/s	9.6E+03	g/yr	21.1665	lbs/yr

1000-4905 Contour

k =	6.1E-03	hydraulic conductivity, cm/s				Geometric mean of PDI slug tests for shallow water table wells
i =	0.15	hydraulic gradient, dimensionless				Measured in vicinity of selected contours
C=	2214.72	µg/L =	2.214723459	µg/cm^3		Geometric mean concentration between selected contours
L =	25	ft =	762	cm		Length of segment between selected contours [C]
b =	18	ft =	548.64	cm		Saturated thickness
mf =	8.5E+02	µg/s	2.7E+04	g/yr	58.8258	lbs/yr
mf_{sgw} =	1164.11	µg/s	36711.4	g/yr	80.765	lbs/yr

River Concentration

$$C_R = \frac{mf_{sgw}}{D_R}$$

Where:
D_R = Patchogue River flow, L/s — 11.2 — 7Q10 flow (ft^3/s) calculated using data from a USGS river gauging station (USGS 01306000 PATCHOGUE RIVER AT PATCHOGUE NY), for period 4/1/1958 through
mf_{sgw} = Shallow groundwater flux — See above

D_R = 11.2 ft^3/s = 317 L/s

C_R = 4.74 µg/L — Note - Value is based on hydroxide ion (OH^-) from groundwater discharge plus ambient OH^- in river (1.07 µg/L).

pH_R = 7.45 std. units